

Patient Name :

Date:.....




MRN:




Age:.....



Relevant personal detail (Phone No/ Address):.....




Anatomic characteristics:




- site of the urethral meatus (before chordee correction): Glanular Distal Midshaft
- Dorsal Penile Length// Ventral Penile Length.....// Length of hypoplasia
- Ventral curvature: Yes No
- Foreskin: Hooded(incomplete) Complete
- Gonads: Normal UDT palpable UDT Non palpable Abnormal palpation
- Scrotum: Normal Hypoplastic Transposition Incomplete fusion -other Anomalies(micropenis&etc.)



1. Site of urethral meatus (before chordee correction)
 Glanular Hypospadias  Distal Penile Hypospadias  Proximal Hypospadias 



2. Site of urethral meatus (after chordee correction)
 Glanular Hypospadias  Distal Penile Hypospadias  Proximal Hypospadias 



3. Prepuce
 Complete  Incomplete 

4. Glans
 cleft  Incomplete cleft  Flat 

5. Chordee
 No chordee  Superficial chordee  Deep chordee 

6. Urethral plate width
 <1cm  ≥1cm 

7. Penile torsion
 No torsion  Present 

8. Scrotal transposition
 No transposition  Present 

Surgical specifications:

- Urethral Plate Width: In the Flaccid Penis In the Erected Penis
- Urethral Plate Length: In the Flaccid Penis In the Erected Penis
- Site of the meatus (after chordee correction): Distal Midshaft Proximal
- Length of the reconstructed urethra:

Early acute postoperative complications: (POD:.....)

- Bleeding and hematoma
- Edema

- Wound infection
- Wound dehiscence
- Skin necrosis
- Flap necrosis
- Fistula
- Penile torsion

- Inadvertent removal of urethral stent
- Bladder spasms

Outcome at Follow-up Visits(1st and 6th months) : (Date:.....)

●Patients's (parents') satisfaction: Satisfied Not satisfied (comments.....)

●Crying/ Pain(Dysuria equivalents) during micturations: Yes No

●Physician's evaluation:

-Cosmesis: Satisfactory Unsatisfactory (comments)

- Urinary tract infection: Yes No

-Complications : No

Yes,including:

Insufficient cosmetic result

Glans dehiscence

Meatal stenosis

Urethral dehiscence

Fistula

Stenosis

Non-retractable foreskin

Persistent chordee

Urethral prolapse

Penile twist

Others.....

- Further surgery

No

Yes; *Type:.....* When:

Collector's Name& signature: