

6 **Supplementary Note**

7

8 **Schizophrenia Working Group of the Psychiatric Genomics Consortium**

9 (Note: The list will be updated)

10 Stephan Ripke, Benjamin M. Neale, Aiden Corvin, James T. R. Walters, Kai-How Farh, Peter A. Holmans, Phil
11 Lee, Brendan Bulik-Sullivan, David A. Collier, Hailiang Huang, Tune H. Pers, Ingrid Agartz, Esben Agerbo,
12 Margot Albus, Madeline Alexander, Farooq Amin, Silviu A. Bacanu, Martin Begemann, Richard A Belliveau
13 Jr, Judit Bene, Sarah E. Bergen, Elizabeth Bevilacqua, Tim B Bigdeli, Donald W. Black, Richard Bruggeman,
14 Nancy G. Buccola, Randy L. Buckner, William Byerley, Wiepke Cahn, Guiqing Cai, Dominique Champion, Rita
15 M. Cantor, Vaughan J. Carr, Noa Carrera, Stanley V. Catts, Kimberley D. Chambert, Raymond C. K. Chan,
16 Ronald Y. L. Chen, Eric Y. H. Chen, Wei Cheng, Eric F. C. Cheung, Siow Ann Chong, C. Robert Cloninger,
17 David Cohen, Nadine Cohen, Paul Cormican, Nick Craddock, James J. Crowley, Michael Davidson, Kenneth L.
18 Davis, Franziska Degenhardt, Jurgen Del Favero, Ditte Demontis, Dimitris Dikeos, Timothy Dinan, Srdjan
19 Djurovic, Gary Donohoe, Elodie Drapeau, Jubao Duan, Frank Dudbridge, Naser Durmishi, Peter Eichhammer,
20 Johan Eriksson, Valentina Escott-Price, Laurent Essioux, Ayman H. Fanous, Martilias S. Farrell, Josef Frank,
21 Lude Franke, Robert Freedman, Nelson B. Freimer, Marion Friedl, Joseph I. Friedman, Menachem Fromer,
22 Giulio Genovese, Lyudmila Georgieva, Ina Giegling, Paola Giusti-Rodríguez, Stephanie Godard, Jacqueline I.
23 Goldstein, Vera Golimbet, Srihari Gopal, Jacob Gratten, Lieuwe de Haan, Christian Hammer, Marian L.
24 Hamshere, Mark Hansen, Thomas Hansen, Vahram Haroutunian, Annette M. Hartmann, Frans A. Henskens,
25 Stefan Herms, Joel N. Hirschhorn, Per Hoffmann, Andrea Hofman, Mads V. Hollegaard, David M. Hougaard,
26 Masashi Ikeda, Inge Joa, Antonio Julià, René S. Kahn, Luba Kalaydjieva, Sena Karachanak-Yankova, Juha
27 Karjalainen, David Kavanagh, Matthew C. Keller, James L. Kennedy, Andrey Khrunin, Yunjung Kim, Janis
28 Klovins, James A. Knowles, Bettina Konte, Vaidutis Kucinskas, Zita Ausrele Kucinskiene, Hana Kuzelova-
29 Ptackova, Anna K. Kähler, Claudine Laurent, Jimmy Lee, S. Hong Lee, Sophie E. Legge, Bernard Lerer,
30 Miaoxin Li, Tao Li, Kung-Yee Liang, Jeffrey Lieberman, Svetlana Limborska, Carmel M. Loughland, Jan
31 Lubinski, Jouko Lönnqvist, Milan Macek, Patrik K. E. Magnusson, Brion S. Maher, Wolfgang Maier, Jacques
32 Mallet, Sara Marsal, Manuel Mattheisen, Morten Mattingsdal, Robert W. McCarley, Colm McDonald, Andrew
33 M. McIntosh, Sandra Meier, Carin J. Meijer, Bela Melegh, Ingrid Melle, Raquelle I. Mesholam-Gately, Andres
34 Metspalu, Patricia T. Michie, Lili Milani, Vihra Milanova, Younes Mokrab, Derek W. Morris, Ole Mors, Kieran

35 C. Murphy, Robin M. Murray, Inez Myin-Germeys, Bertram Müller-Myhsok, Mari Nelis, Igor Nenadic,
36 Deborah A. Nertney, Gerald Nestadt, Kristin K. Nicodemus, Liene Nikitina-Zake, Laura Nisenbaum, Annelie
37 Nordin, Eadbhard O’Callaghan, Colm O’Dushlaine, F. Anthony O’Neill, Sang-Yun Oh, Ann Olincy, Line
38 Olsen, Jim Van Os, Psychosis Endophenotypes International Consortium, Christos Pantelis, George N.
39 Papadimitriou, Sergi Papiol, Elena Parkhomenko, Michele T. Pato, Tiina Paunio, Milica Pejovic-Milovancevic,
40 Diana O. Perkins, Olli Pietiläinen, Jonathan Pimm, Andrew J. Pocklington, John Powell, Alkes Price, Ann E.
41 Pulver, Shaun M. Purcell, Digby Quested, Henrik B. Rasmussen, Abraham Reichenberg, Mark A. Reimers,
42 Alexander L. Richards, Joshua L. Roffman, Panos Roussos, Douglas M. Ruderfer, Veikko Salomaa, Alan R.
43 Sanders, Ulrich Schall, Christian R. Schubert, Thomas G. Schulze, Sibylle G. Schwab, Edward M. Scolnick,
44 Rodney J. Scott, Larry J. Seidman, Jianxin Shi, Engilbert Sigurdsson, Teimuraz Silagadze, Jeremy M.
45 Silverman, Kang Sim, Petr Slominsky, Jordan W. Smoller, Hon-Cheong So, Chris C. A. Spencer, Eli A. Stahl,
46 Hreinn Stefansson, Stacy Steinberg, Elisabeth Stogmann, Richard E. Straub, Eric Strengman, Jana Strohmaier,
47 T. Scott Stroup, Mythily Subramaniam, Jaana Suvisaari, Dragan M. Svrakic, Jin P. Szatkiewicz, Erik Söderman,
48 Srinivas Thirumalai, Draga Toncheva, Sarah Tosato, Juha Veijola, John Waddington, Dermot Walsh, Dai
49 Wang, Qiang Wang, Bradley T. Webb, Mark Weiser, Dieter B. Wildenauer, Nigel M. Williams, Stephanie
50 Williams, Stephanie H. Witt, Aaron R. Wolen, Emily H. M. Wong, Brandon K. Wormley, Hualin Simon Xi,
51 Clement C. Zai, Xuebin Zheng, Fritz Zimprich, Naomi R. Wray, Kari Stefansson, Peter M. Visscher, Wellcome
52 Trust Case-Control Consortium, Rolf Adolfsson, Ole A. Andreassen, Douglas H. R. Blackwood, Elvira Bramon,
53 Joseph D. Buxbaum, Anders D. Børglum, Sven Cichon, Ariel Darvasi, Enrico Domenici, Hannelore Ehrenreich,
54 Tõnu Esko, Pablo V. Gejman, Michael Gill, Hugh Gurling, Christina M. Hultman, Nakao Iwata, Assen V.
55 Jablensky, Erik G. Jönsson, Kenneth S. Kendler, George Kirov, Jo Knight, Todd Lencz, Douglas F. Levinson,
56 Qingqin S. Li, Jianjun Liu, Anil K. Malhotra, Steven A. McCarroll, Andrew McQuillin, Jennifer L. Moran,
57 Preben B. Mortensen, Bryan J. Mowry, Markus M. Nöthen, Roel A. Ophoff, Michael J. Owen, Aarno Palotie,
58 Carlos N. Pato, Tracey L. Petryshen, Danielle Posthuma, Marcella Rietschel, Brien P. Riley, Dan Rujescu, Pak
59 C. Sham, Pamela Sklar, David St Clair, Daniel R. Weinberger, Jens R. Wendland, Thomas Werge, Mark J.
60 Daly, Patrick F. Sullivan & Michael C. O’Donovan

61

62 **Major Depressive Disorder Working Group of the Psychiatric Genomics Consortium**

63 (Note: The list will be updated)

64

65 Naomi R Wray, Stephan Ripke, Manuel Mattheisen, Maciej Trzaskowski, Enda M Byrne, Abdel Abdellaoui,
66 Mark J Adams, Esben Agerbo, Tracy M Air, Till F M Andlauer, Silviu-Alin Bacanu, Marie Bækvad-Hansen,
67 Aartjan T F Beekman, Tim B Bigdeli, Elisabeth B Binder, Julien Bryois, Henriette N Buttenschøn, Jonas
68 Bybjerg-Grauholm, Na Cai, Enrique Castelao, Jane Hvarregaard Christensen, Toni-Kim Clarke, Jonathan R I
69 Coleman, Lucía Colodro-Conde, Baptiste Couvy-Duchesne, Nick Craddock, Gregory E Crawford, Gail Davies,
70 Ian J Deary, Franziska Degenhardt, Eske M Derks, Nese Direk, Conor V Dolan, Erin C Dunn, Thalia C Eley,
71 Valentina Escott-Price, Farnush Farhadi Hassan Kiadeh, Hilary K Finucane, Jerome C Foo, Andreas J Forstner,
72 Josef Frank, Héléna A Gaspar, Michael Gill, Fernando S Goes, Scott D Gordon, Jakob Grove, Lynsey S Hall,
73 Christine Søholm Hansen, Thomas F Hansen, Stefan Herms, Ian B Hickie, Per Hoffmann, Georg Homuth,
74 Carsten Horn, Jouke-Jan Hottenga, David M Hougaard, David M Howard, Marcus Ising, Rick Jansen, Ian
75 Jones, Lisa A Jones, Eric Jorgenson, James A Knowles, Isaac S Kohane, Julia Kraft, Warren W. Kretzschmar,
76 Zoltán Kutalik, Yihan Li, Penelope A Lind, Donald J MacIntyre, Dean F MacKinnon, Robert M Maier,
77 Wolfgang Maier, Jonathan Marchini, Hamdi Mbarek, Patrick McGrath, Peter McGuffin, Sarah E Medland,
78 Divya Mehta, Christel M Middeldorp, Evelin Mihailov, Yuri Milaneschi, Lili Milani, Francis M Mondimore,
79 Grant W Montgomery, Sara Mostafavi, Niamh Mullins, Matthias Nauck, Bernard Ng, Michel G Nivard, Dale R
80 Nyholt, Paul F O'Reilly, Hogni Oskarsson, Michael J Owen, Jodie N Painter, Carsten Bøcker Pedersen,
81 Marianne Giørtz Pedersen, Roseann E Peterson, Wouter J Peyrot, Giorgio Pistis, Danielle Posthuma, Jorge A
82 Quiroz, Per Qvist, John P Rice, Brien P. Riley, Margarita Rivera, Saira Saeed Mirza, Robert Schoevers, Eva C
83 Schulte, Ling Shen, Jianxin Shi, Stanley I Shyn, Engilbert Sigurdsson, Grant C B Sinnamon, Johannes H Smit,
84 Daniel J Smith, Hreinn Stefansson, Stacy Steinberg, Fabian Streit, Jana Strohmaier, Katherine E Tansey,
85 Henning Teismann, Alexander Teumer, Wesley Thompson, Pippa A Thomson, Thorgeir E Thorgeirsson,
86 Matthew Traylor, Jens Treutlein, Vassily Trubetskoy, André G Uitterlinden, Daniel Umbricht, Sandra Van der
87 Auwera, Albert M van Hemert, Alexander Viktorin, Peter M Visscher, Yunpeng Wang, Bradley T. Webb,
88 Shantel Marie Weinsheimer, Jürgen Wellmann, Gonneke Willemsen, Stephanie H Witt, Yang Wu, Hualin S Xi,
89 Jian Yang, Futao Zhang, Volker Arolt, Bernhard T Baune, Klaus Berger, Dorret I Boomsma, Sven Cichon, Udo
90 Dannlowski, EJC de Geus, J Raymond DePaulo, Enrico Domenici, Katharina Domschke, Tõnu Esko, Hans J
91 Grabe, Steven P Hamilton, Caroline Hayward, Andrew C Heath, Kenneth S Kendler, Stefan Kloiber, Glyn
92 Lewis, Qingqin S Li, Susanne Lucae, Pamela AF Madden, Patrik K Magnusson, Nicholas G Martin, Andrew M
93 McIntosh, Andres Metspalu, Ole Mors, Preben Bo Mortensen, Bertram Müller-Myhsok, Merete Nordentoft,
94 Markus M Nöthen, Michael C O'Donovan, Sara A Paciga, Nancy L Pedersen



95

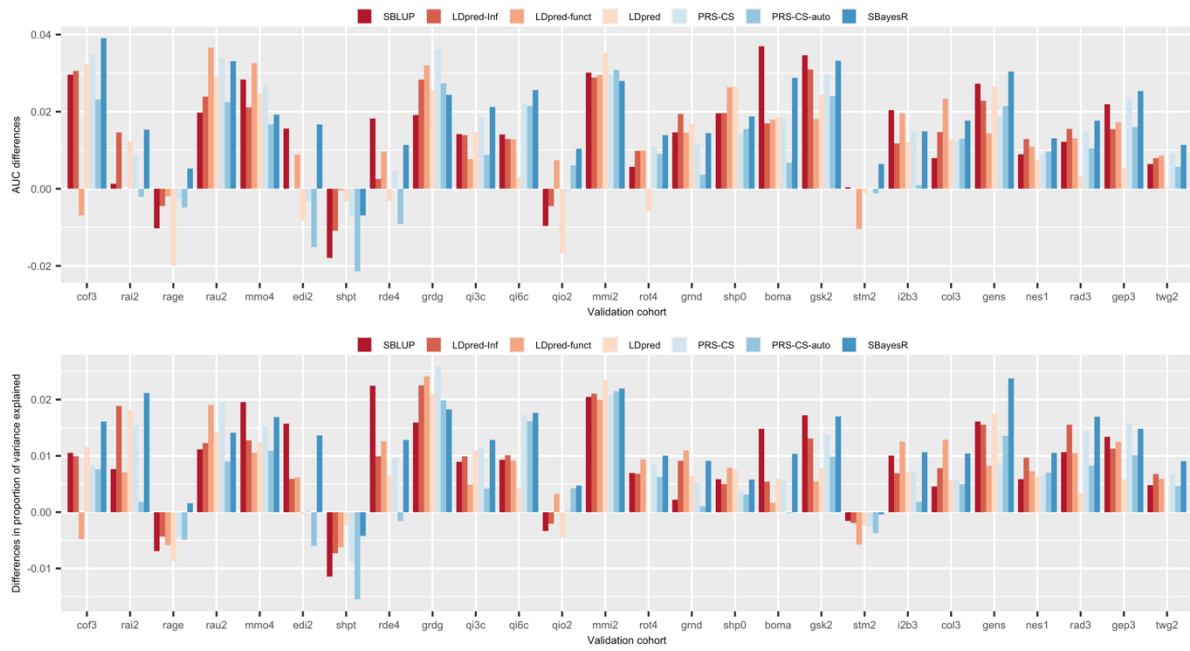
96 **Figure S1. The area under the curve (top panel) and the proportion of variance**
 97 **explained by PGS on the liability scale (bottom panel) of schizophrenia predicted by**
 98 **different PGS methods in each of target cohorts, compared to P+T method.**

99 x-axis is the validation cohort ordered by sample size, increasing from left (Ncases = 71,
 100 Ncontrols =69) to right (Ncases = 3466, Ncontrols =4297).

101 For each method, when regressing AUC difference on the sample size of the target cohort,
 102 the p-values are all larger than 0.05 (ranging from 0.28 from LDpred to 0.76 for PRS-CS-
 103 auto). Similarly, the p-values of regressing the proportion of variance explained by PGS on
 104 the sample size are larger than 0.05.

105

106

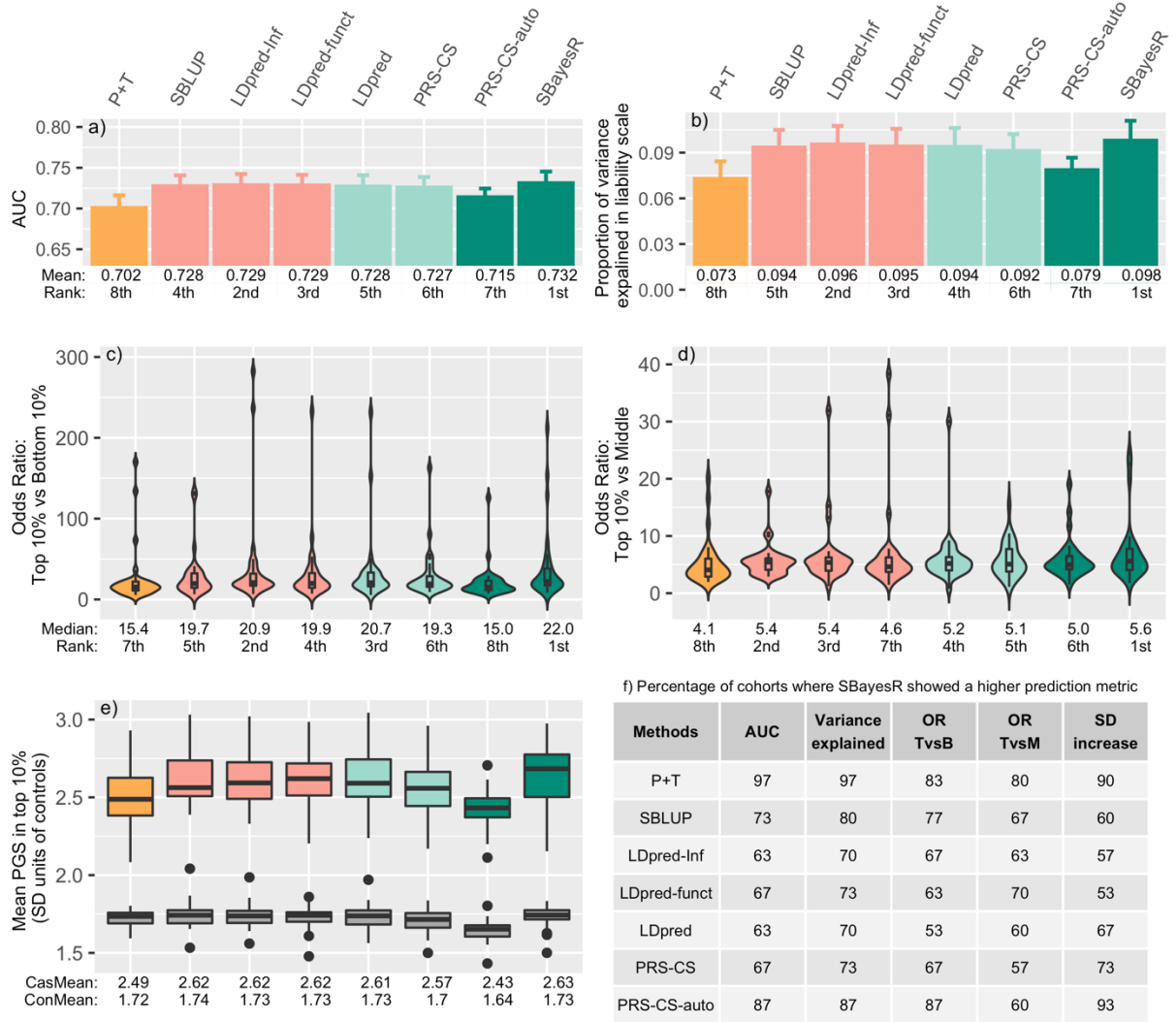


107

108 **Figure S2. The area under the curve (top panel) and the proportion of variance**
 109 **explained by PGS on the liability scale (bottom panel) of major depression predicted by**
 110 **different PGS methods in each of target cohorts, compared to P+T method.**

111 x-axis is the validation cohort ordered by sample size, increasing from left (Ncases = 120,
 112 Ncontrols =126) to right (Ncases = 1,097, Ncontrols =2,663).

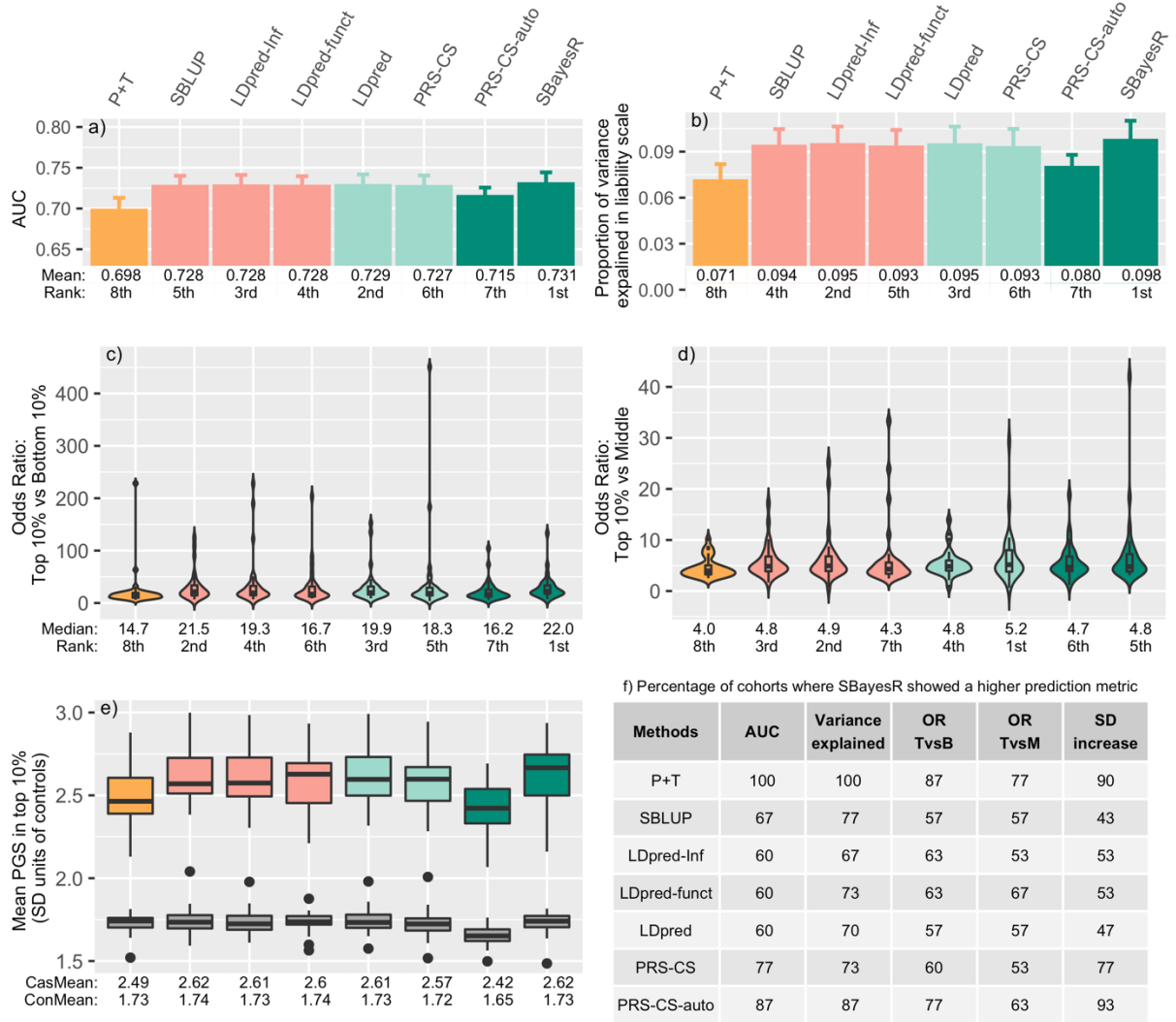
113 For each method, when regressing AUC difference on the sample size of the target cohort,
 114 the p-values are all larger than 0.05 (ranging from 0.46 for PRS-CS-auto to 0.93 for
 115 SBayesR). Similarly, the p-values from regressing the proportion of variance explained by
 116 PGS on the sample size are larger than 0.05.



117

118 **Figure S3. Results from prediction of SCZ case/control status via different PGS**
 119 **methods when using msaf as the tuning cohort.**

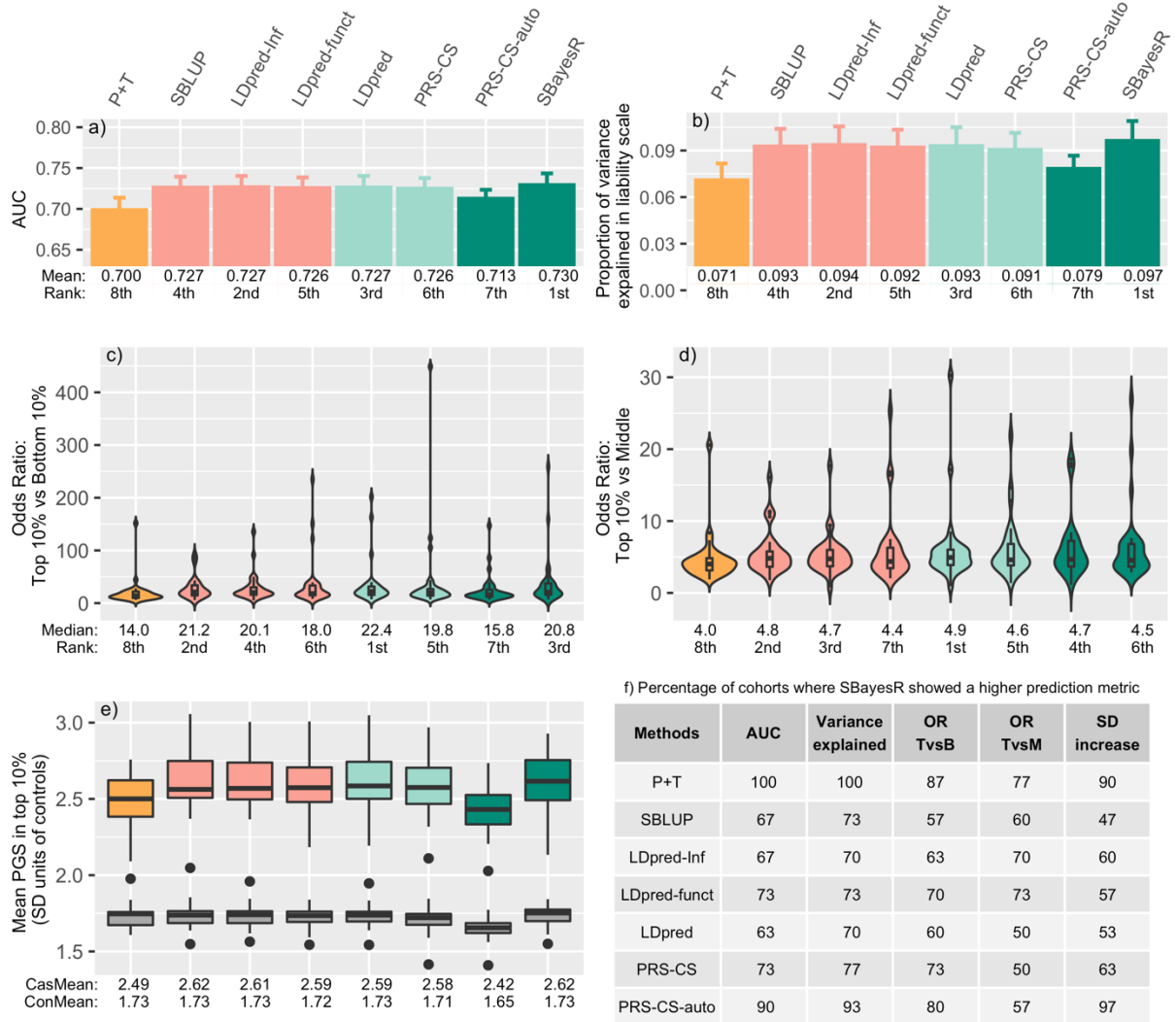
120 The same as Figure 1, but using msaf as the tuning cohort instated of lie2



121

122 **Figure S4. Results from prediction of SCZ case/control status via different PGS**
 123 **methods when using gras as the tuning cohort.**

124 The same as Figure 1, but using gras as the tuning cohort instated of lie2.

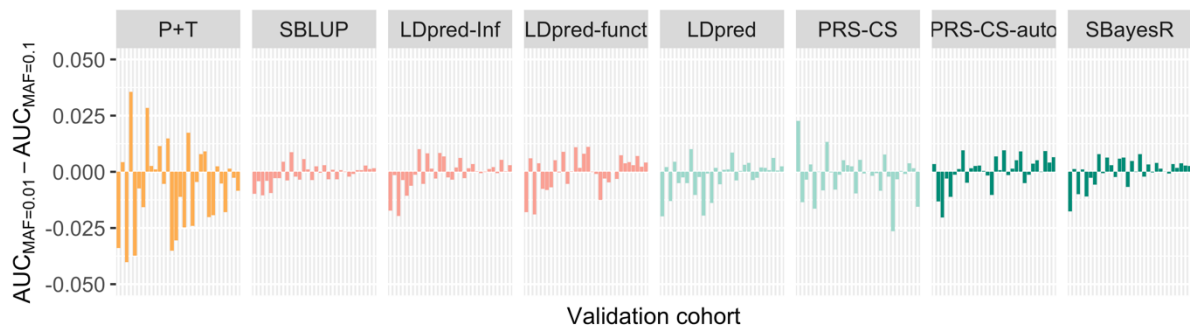


125

126 **Figure S5. Results from prediction of SCZ case/control status via different PGS**
 127 **methods when using swe6 as the tuning cohort.**

128 The same as Figure 1, but using swe6 as the tuning cohort instated of lie2.

129



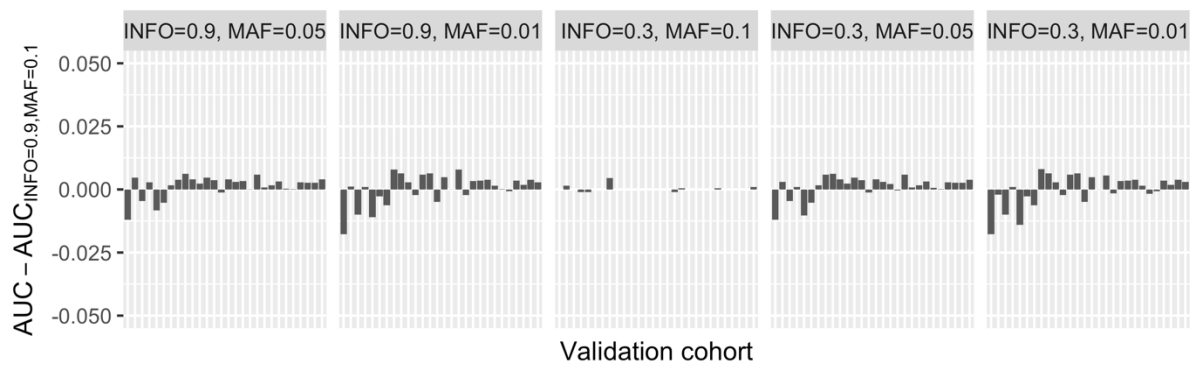
130

131

132 **Figure S6. Differences in AUC of a PGS method when using different MAF QC**
 133 **thresholds.**

134 The different bars in each method (x-axis) refer to different validation cohorts ordered by its
 135 sample size. The y-axis is the AUC difference between analyses using MAF < 0.01 and MAF
 136 < 0.1 as a QC threshold. The INFO threshold is 0.9.

137

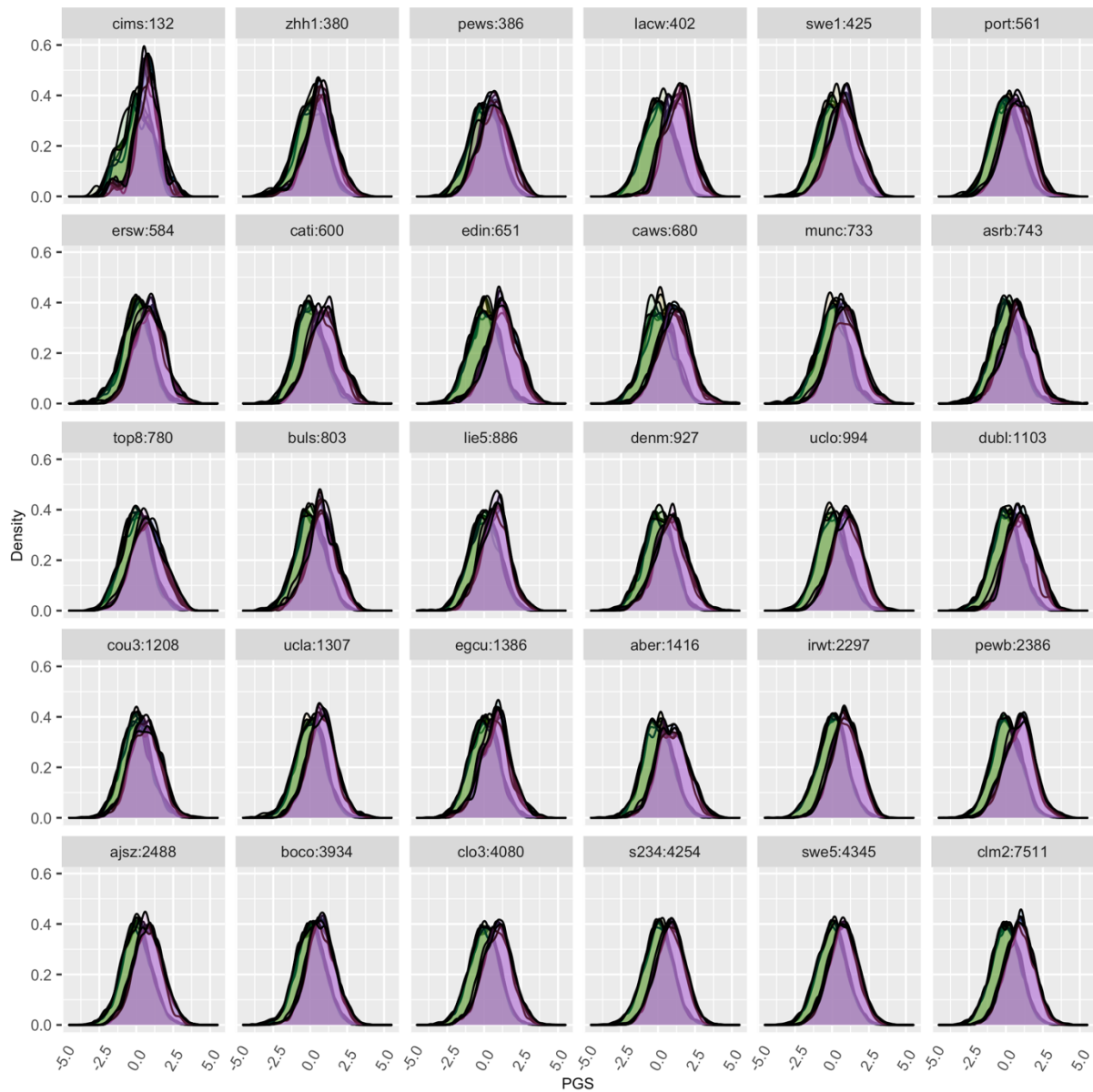


138

139 **Figure S7. Differences in AUC of SBayesR when using different quality control**
140 **thresholds.**

141 The different bars in each method (x-axis) refer to different validation cohorts ordered by its
142 sample size.

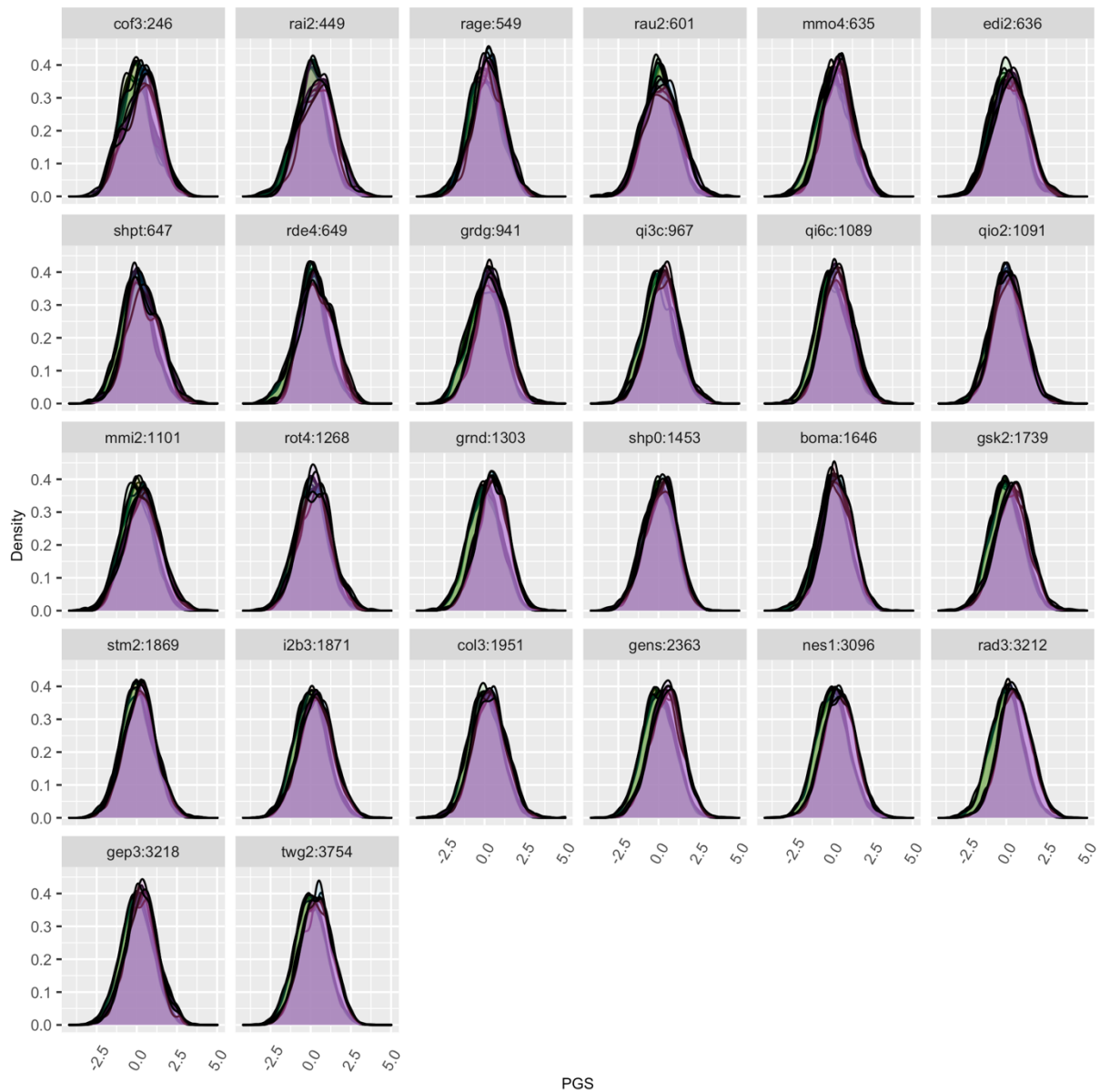
143



144

145 **Figure S8. The PGS density of SCZ cases and controls in each target cohort ordered by**
 146 **sample size.**

147 Light green shows the PGC density of controls predicted by different methods. Light purple
 148 shows the PGC density of cases predicted by different methods. The PGS were scaled to SD
 149 units of controls. Thus, the mean and variance of PGS in controls are zero and one,
 150 respectively. The mean and variance of PGS in cases are in Table S3 (SD of PGS of cases
 151 (SD units of controls)).

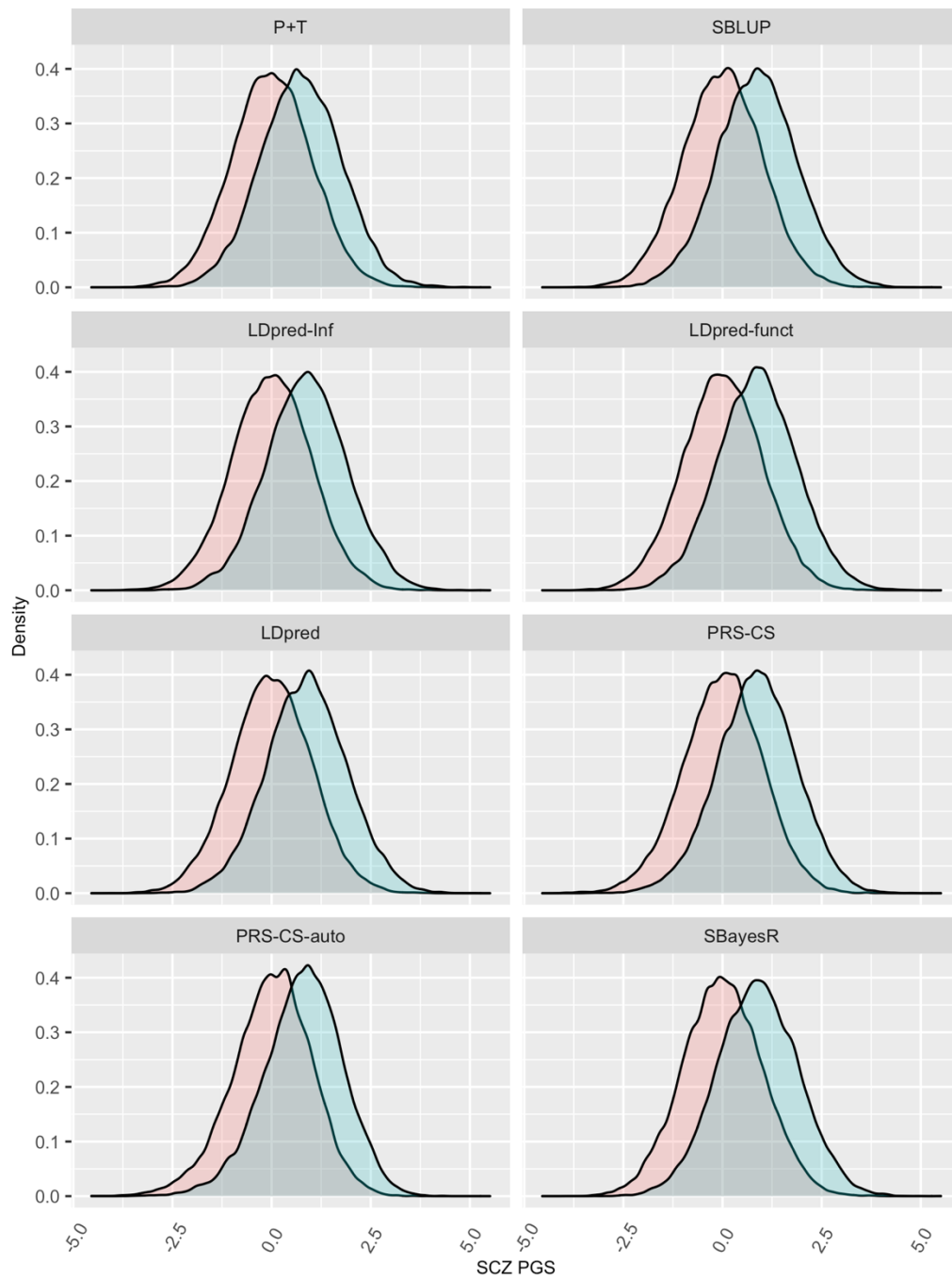


152

153 **Figure S9. The MDD PGS density of cases and controls each target cohort ordered by**
 154 **sample size.**

155 Light green shows the PGC density of controls predicted by different methods. Light purple
 156 shows the PGC density of cases predicted by different methods. The PGS were scaled to SD
 157 units of controls. Thus, the mean and variance of PGS in controls are zero and one,
 158 respectively. The mean and variance of PGS in cases are in Table S5 (SD of PGS of cases
 159 (SD units of controls)).

160



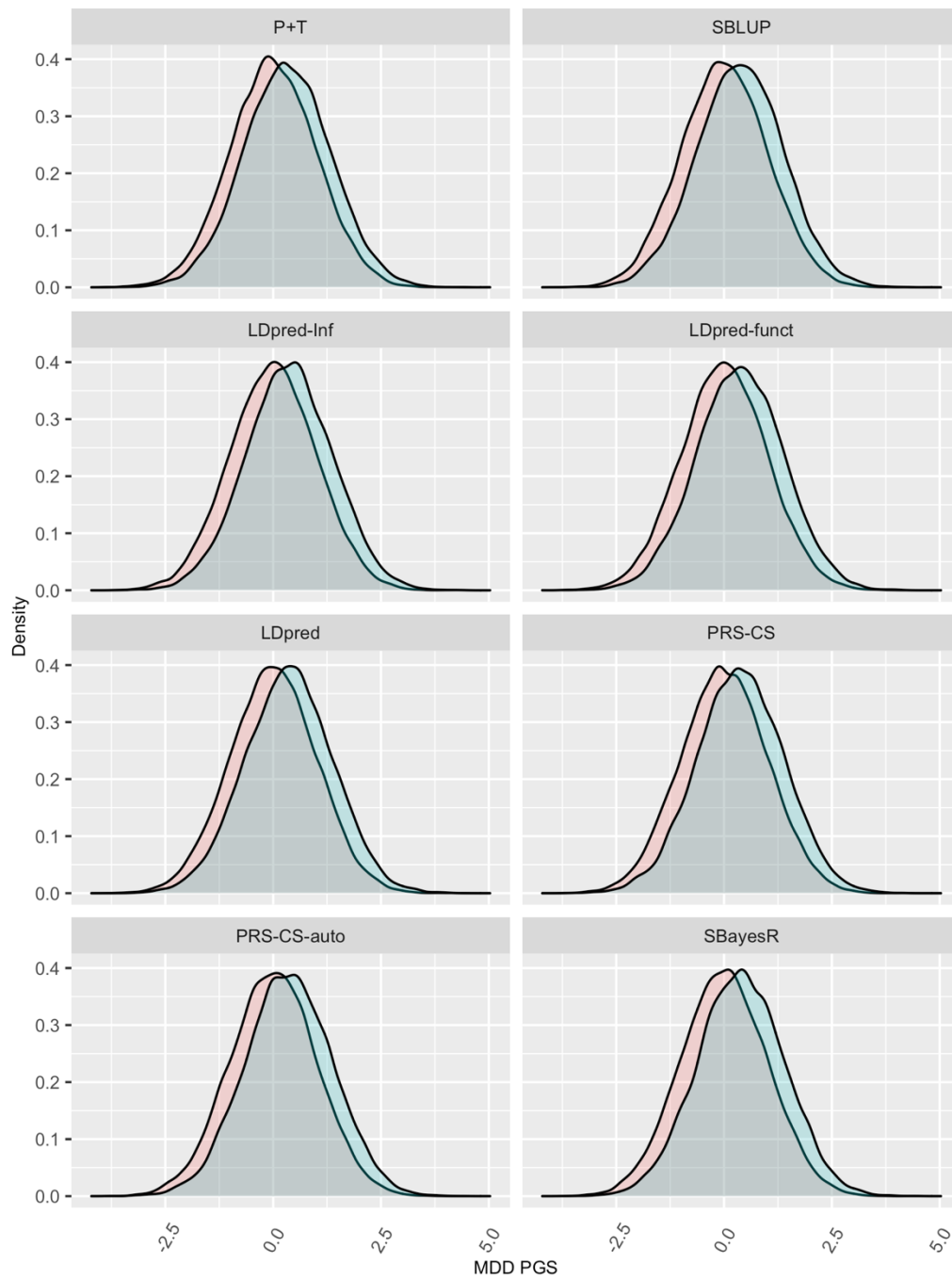
161

162 **Figure S10. The PGS density of SCZ cases and controls estimated by different methods**

163 **across the target cohorts.** The mean PGS of cases is, on average, 0.85 standard deviation

164 units (calculated in controls) and refer to Table S3 for estimate of each method.

165



166

167 **Figure S11. The PGS density of MDD cases and controls estimated by different methods**

168 **across the target cohort.** The mean PGS of cases is, on average, 0.34 standard deviation

169 units (calculated in controls) and refer to Table S5 for estimate of each method.

170