

Supplement to “Inhaled corticosteroid use in COVID-19” by A. Husby, A. Pottegård, A. Hviid.

Appendix Table of Contents:

Table S1. Pharmaceutical, demographic, and diagnostic codes used for exposure, covariate, and outcome ascertainment.	4
Table S2. Hazard ratio of mechanical ventilation or death within 30 days, among patients with inhaled corticosteroid (ICS) use compared with patients without use of ICS, but use of inhaled β 2-receptor agonist and/or muscarinic receptor antagonists, and compared with all patients without ICS use, in test-positive, non-hospitalized individuals for COVID-19 (year 2020) or influenza (year 2010-2018), respectively.	6
Table S3. Hazard ratio of hospitalization or death within 30 days, among patients with inhaled corticosteroid (ICS) use compared with patients without use of ICS, but use of inhaled β 2-receptor agonist and/or muscarinic receptor antagonists, and compared with all patients without ICS use, in test-positive, non-hospitalized individuals for COVID-19 (year 2020) or influenza (year 2010-2018), respectively.	7
Table S4. Hazard ratio of ICU admission or death within 30 days, among patients with inhaled corticosteroid (ICS) use, by corticosteroid type, compared with patients without use of ICS, but use of inhaled β 2-receptor agonist and/or muscarinic receptor antagonists, and compared with all patients without ICS use, in test-positive hospitalized individuals for COVID-19 (year 2020) or influenza (year 2010-2018), respectively.	8
Table S5. Hazard ratio of ICU admission or death within 30 days, among patients with inhaled corticosteroid (ICS) use compared with patients without use of ICS, but use of inhaled β 2-receptor agonist and/or muscarinic receptor antagonists, and compared with all patients without ICS use, in test-positive hospitalized individuals for COVID-19 (year 2020) or influenza (year 2010-2018), respectively, excluding all individuals with use of per oral corticosteroids (ATC code H02ABxx) within the last six months.	10
Table S6. Hazard ratio of ICU admission or death within 30 days, among patients with inhaled corticosteroid (ICS) use compared with patients without use of ICS, but use of inhaled β 2-receptor agonist and/or muscarinic receptor antagonists, and compared with all patients without ICS use, in test-positive, hospitalized individuals for COVID-19 during time windows with narrow (February 25-March 24, 2020), widened (March 25-April 21, 2020), and broad (April 22-July 16, 2020) testing strategies	11
Table S7. Hazard ratio of ICU admission or death within 30 days, among patients with inhaled corticosteroid (ICS) use compared with patients without use of ICS, but use of inhaled β 2-receptor agonist and/or muscarinic receptor antagonists, and compared with all patients without ICS use, in test-positive, hospitalized individuals for influenza during different influenza epidemics.	13
Table S8. Hazard ratio of ICU admission or death within 30 days, among patients with inhaled corticosteroid (ICS) use, by persistency of ICU use, compared with patients without use of ICS, but use of inhaled β 2-receptor agonist and/or muscarinic receptor antagonists, and compared with all patients without ICS use, in test-positive, hospitalized individuals for COVID-19 (year 2020) or influenza (year 2010-2018), respectively.	15
Table S9. Hazard ratio of ICU admission or death within 30 days, among patients with inhaled corticosteroid (ICS) use compared with patients without use of ICS, but use of inhaled β 2-receptor agonist and/or muscarinic receptor antagonists, and compared with all patients without ICS use, in test-positive hospitalized individuals for COVID-19 (year 2020) or influenza (year	

2010-2018), respectively, excluding all individuals with use of per oral xanthines (ATC code R03DA) or leukotriene receptor antagonist (ATC code R03DC) within the last six months. 17

Table S10. Hazard ratio of death within 30 days, among patients with inhaled corticosteroid (ICS) use compared with patients without use of ICS, but use of inhaled β 2-receptor agonist and/or muscarinic receptor antagonists, and compared with all patients without ICS use, in test-positive hospitalized individuals for COVID-19 (year 2020) or influenza (year 2010-2018), respectively, in patients admitted to intensive care units..... 18

Figure S1. Distribution of propensity scores in ICS users and users of non-ICS inhalers among hospitalized COVID-19 patients..... 19

Figure S2. Distribution of propensity score in ICS users and non-users of ICS among hospitalized COVID-19 patients..... 20

Figure S3. Distribution of propensity scores in ICS users and users of non-ICS inhalers among hospitalized and non-hospitalized COVID-19 patients. 21

Figure S4. Distribution of propensity score in ICS users and non-users of inhaled pharmaceuticals among hospitalized and non-hospitalized COVID-19 patients..... 22

Figure S5. Distribution of propensity scores in ICS users and users of non-ICS inhalers among hospitalized influenza patients..... 23

Figure S6. Distribution of propensity score in ICS users and non-users of ICS among hospitalized influenza patients..... 24

Figure S7. Distribution of propensity scores in ICS users and users of non-ICS inhalers among non-hospitalized influenza patients..... 25

Figure S8. Distribution of propensity score in ICS users and non-users of inhaled pharmaceuticals among non-hospitalized influenza patients. 26

SUPPLEMENTARY TABLES

Table S1. Pharmaceutical, demographic, and diagnostic codes used for exposure, covariate, and outcome ascertainment.		
	Data source*	Codes used
<i>Exposures</i>		
Inhaled pharmaceuticals		
Corticosteroids:		
Corticosteroids alone	RMPS	ATC: R03BAxx
Corticosteroids in combination with β 2-receptor agonists and/or muscarinic receptor antagonists	RMPS	ATC: R03AKxx, R03AL08, R03AL09
Corticosteroids by subtype:		
Beclomethasone	RMPS	ATC: R03BA01, R03AK08
Budesonide	RMPS	ATC: R03BA02, R03AK07
Fluticasone	RMPS	ATC: R03BA05, R03AK06, R03AK10, R03AK11
Mometasone	RMPS	ATC: R03BA07
Ciclesonide	RMPS	ATC: R03BA08
Non-ICS inhalers:		
β 2-receptor agonists	RMPS	ATC: R03ACxx
Muscarinic receptor antagonists	RMPS	ATC: R03BBxx
β 2-receptor agonists combined with muscarinic receptor antagonists	RMPS	ATC: R03AL01, R03AL02, R03AL03, R03AL04, R03AL05, R03AL06, R03AL07
Per oral pharmaceuticals for asthma/COPD		
Corticosteroids	RMPS	ATC: H02AB04, H02AB06, H02AB07
Theophylline	RMPS	ATC: R03DA
Montelukast	RMPS	ATC: R03DC
<i>Covariates</i>		
Age	CRS	CRS number
Sex	CRS	CRS number
Atrial fibrillation/flutter	DNPR	I48
Asthma	DNPR	J45-J46
Chronic pulmonary disease (incl. COPD)	DNPR	J40-J44, J47, J60-J67, J68.4, J70.1, J70.3, J84.1, J92.0, J96.1, J98.2, J98.3
Dementia	DNPR	F00-F03, F05.1, G30
Heart failure	DNPR	I50x, I11.0, I13.0, I13.2
Hypertension	RMPS	Utilized validated approach by as validated by JB Olesen et al, BMJ 2011 defined by combination treatment with at least two of the following classes of antihypertensive drugs: α

		adrenergic blockers (C02A, C02B, C02C), non-loop diuretics (C02DA, C02L, C03A, C03B, C03D, C03E, C03X, C07C, C07D, C08G, C09BA, C09DA, C09XA52), vasodilators (C02DB, C02DD, C02DG, C04, C05), β blockers (C07), calcium channel blockers (C07F, C08, C09BB, C09DB), and renin-angiotensin system inhibitors (C09).
Inflammatory bowel disease	DNPR	K50x, K51x
Malignancy	DNPR	C00–C75
Renal failure	DNPR	I12, I13, N00–N05, N07, N11, N14, N17–N19, Q61, N30.0
Charlson Comorbidity index score	DNPR	See M Charlson et al 1994 and SK Thygesen et al 2011 for further description.
≥ 5 asthma or COPD exacerbations within the latest five years	DNPR	J44.0, J44.1, J46 five times or more within the latest five years.
Number of filled prescription within 90 days	RMPS	Number filled prescriptions by ATC codes registered.
<i>Outcomes</i>		
ICU admission	DNPR	Hospital department codes
Mechanical ventilation	DNPR	BGDA0
Death	CDR	Date noted in register

*Data sources: Register of Medicinal Product Statistics (RMPS), Civil Registration System (CRS), Danish National Patient Register (DNPR), Cause of Death Register (CDR).

Table S2. Hazard ratio of mechanical ventilation or death within 30 days, among patients with inhaled corticosteroid (ICS) use compared with patients without use of ICS, but use of inhaled β 2-receptor agonist and/or muscarinic receptor antagonists, and compared with all patients without ICS use, in test-positive, non-hospitalized individuals for COVID-19 (year 2020) or influenza (year 2010-2018), respectively.

ICS use comparison group	30-day relative risk of mechanical ventilation		30-day relative risk of death	
	<i>hazard ratio (95% CI)</i>		<i>hazard ratio (95% CI)</i>	
	Crude*	Adjusted†	Crude*	Adjusted†
<i>During COVID-19 epidemic‡</i>				
Patients with non-ICS inhaler use	2.20 (0.79-6.07)	2.16 (0.77-6.08)	0.88 (0.57-1.35)	0.84 (0.54-1.31)
All patients without ICS use	1.28 (0.77-2.13)	1.40 (0.83-2.38)	1.20 (0.87-1.65)	1.05 (0.75-1.47)
<i>During influenza epidemics§</i>				
Patients with non-ICS inhaler use	0.85 (0.53-1.36)	0.79 (0.49-1.28)	0.84 (0.66-1.06)	0.80 (0.63-1.01)
All patients without ICS use	0.90 (0.67-1.22)	0.85 (0.62-1.18)	1.24 (1.06-1.45)	1.03 (0.87-1.22)

*Adjusted only for age and sex.

† Furthermore adjusted for β 2-receptor agonist use and muscarinic receptor antagonist use, in addition to the propensity score containing: atrial fibrillation, dementia, heart failure, hypertension, inflammatory bowel disease, malignancy, renal failure, Charlson Comorbidity index score, number of filled prescription within 90 days, and per oral corticosteroid use.

‡ During the COVID-19 epidemic 200 underwent mechanical ventilation, 22 among ICS users, 9 among users of non-ICS inhalers, and 169 among patients without use of inhalers. Among non-ICU patients 357 deaths occurred, 43 among ICS users, 42 among user of non-ICS inhalers, and 272 among patients without use of inhalers.

§ During the 2010-2018 influenza epidemics 662 underwent mechanical ventilation, of which 131 were ICS users, 58 were users of non-ICS inhalers, and 473 were patients without use of inhalers. Among non-ICU patients 915 deaths occurred, of which 199 were ICS users, 111 were users of non-ICS inhalers, and 605 were patients without use of inhalers.

Table S3. Hazard ratio of hospitalization or death within 30 days, among patients with inhaled corticosteroid (ICS) use compared with patients without use of ICS, but use of inhaled β 2-receptor agonist and/or muscarinic receptor antagonists, and compared with all patients without ICS use, in test-positive, non-hospitalized individuals for COVID-19 (year 2020) or influenza (year 2010-2018), respectively.

ICS use comparison group	30-day relative risk of hospitalization		30-day relative risk of death	
	hazard ratio (95% CI)		hazard ratio (95% CI)	
	Crude*	Adjusted†	Crude*	Adjusted†
<i>During COVID-19 epidemic‡</i>				
Patients with non-ICS inhaler use	1.30 (0.86-1.98)	1.32 (0.86-2.02)	0.91 (0.60-1.40)	0.90 (0.59-1.38)
All patients without ICS use	1.80 (1.42-2.28)	1.49 (1.16-1.91)	1.33 (0.97-1.82)	1.23 (0.90-1.69)
<i>During influenza epidemics§</i>				
Patients with non-ICS inhaler use	1.11 (0.71-1.75)	1.08 (0.68-1.71)	0.93 (0.60-1.44)	0.91 (0.58-1.40)
All patients without ICS use	1.35 (1.04-1.76)	1.12 (0.85-1.48)	1.47 (1.10-1.96)	1.24 (0.91-1.69)

* Adjusted only for age and sex.

† Furthermore adjusted for β 2-receptor agonist use and muscarinic receptor antagonist use, in addition to the propensity score containing: atrial fibrillation, dementia, heart failure, hypertension, inflammatory bowel disease, malignancy, renal failure, Charlson Comorbidity index score, number of filled prescription within 90 days, and per oral corticosteroid use.

‡ During the COVID-19 epidemic 2014 were hospitalized following an out-of-hospital positive SARS-CoV-2 test, 197 among ICS users, 124 among users of non-ICS inhalers, and 1693 among patients without use of inhalers. Among non-ICU patients 413 deaths occurred, 44 among ICS users, 43 among user of non-ICS inhalers, and 326 among patients without use of inhalers.

§ During the 2010-2018 influenza epidemics 5177 were hospitalized following an out-of-hospital positive influenza test, of which 930 were ICS users, 408 were users of non-ICS inhalers, and 3839 were patients without use of inhalers. Among non-ICU patients 284 deaths occurred, of which 58 were ICS users, 32 were users of non-ICS inhalers, and 194 were patients without use of inhalers.

Table S4. Hazard ratio of ICU admission or death within 30 days, among patients with inhaled corticosteroid (ICS) use, by corticosteroid type, compared with patients without use of ICS, but use of inhaled β 2-receptor agonist and/or muscarinic receptor antagonists, and compared with all patients without ICS use, in test-positive hospitalized individuals for COVID-19 (year 2020) or influenza (year 2010-2018), respectively.

ICS comparison by ICS subtype [‡]	30-day relative risk of ICU admission or death <i>hazard ratio (95% CI)</i>	
	Crude*	Adjusted†
Budesonide users		
<i>During COVID-19 epidemic</i>		
Patients with non-ICS inhaler use	0.86 (0.50-1.46)	0.84 (0.49-1.44)
All patients without ICS use	0.94 (0.61-1.46)	0.89 (0.57-1.40)
<i>During influenza epidemics</i>		
Patients with non-ICS inhaler use	0.73 (0.54-0.98)	0.72 (0.53-0.97)
All patients without ICS use	0.93 (0.73-1.18)	0.83 (0.65-1.06)
Fluticasone users		
<i>During COVID-19 epidemic</i>		
Patients with non-ICS inhaler use	1.20 (0.73-1.95)	1.18 (0.71-1.96)
All patients without ICS use	1.37 (0.91-2.05)	1.28 (0.85-1.92)

During influenza epidemics

Patients with non-ICS inhaler use	1.16 (0.88-1.51)	1.08 (0.82-1.43)
All patients without ICS use	1.53 (1.26-1.87)	1.31 (1.05-1.62)

*Adjusted only for age and sex.

† Furthermore adjusted for β 2-receptor agonist use and muscarinic receptor antagonist use, in addition to the propensity score containing: atrial fibrillation, dementia, heart failure, hypertension, inflammatory bowel disease, malignancy, renal failure, Charlson Comorbidity index score, number of filled prescription within 90 days, and per oral corticosteroid use.

‡ The cohort included 226 users of inhaled corticosteroids during the COVID-19 epidemic, 16 were users of beclomethasone, 113 of budesonide, 74 of fluticasone, and 7 of ciclesonide. Because of limited statistical power the analysis was limited to budesonide and fluticasone. Among budesonide users 25 were admitted to ICU or died. Among fluticasone users 27 were admitted to ICU or died. The cohort included 1925 users of inhaled corticosteroids during influenza epidemics 2010-2018, 108 were users of beclomethasone, 1006 of budesonide, 863 of fluticasone, and 39 of ciclesonide. Because of limited statistical power the analysis was limited to budesonide and fluticasone. Among budesonide users 151 were admitted to ICU or died. Among fluticasone users 180 were admitted to ICU or died.

Table S5. Hazard ratio of ICU admission or death within 30 days, among patients with inhaled corticosteroid (ICS) use compared with patients without use of ICS, but use of inhaled β 2-receptor agonist and/or muscarinic receptor antagonists, and compared with all patients without ICS use, in test-positive hospitalized individuals for COVID-19 (year 2020) or influenza (year 2010-2018), respectively, excluding all individuals with use of per oral corticosteroids (ATC code H02ABxx) within the last six months.

ICS use comparison group	30-day relative risk of ICU admission or death	
	<i>hazard ratio (95% CI)</i>	
	Crude*	Adjusted†
<i>During COVID-19 epidemic‡</i>		
Patients with non-ICS inhaler use	0.90 (0.58-1.38)	0.91 (0.59-1.40)
All patients without ICS use	1.04 (0.76-1.42)	1.02 (0.74-1.40)
<i>During influenza epidemics§</i>		
Patients with non-ICS inhaler use	0.94 (0.70-1.26)	0.94 (0.70-1.26)
All patients without ICS use	1.13 (0.93-1.37)	1.06 (0.87-1.29)

* Adjusted only for age and sex.

† Furthermore adjusted for β 2-receptor agonist use and muscarinic receptor antagonist use, in addition to the propensity score containing: atrial fibrillation, dementia, heart failure, hypertension, inflammatory bowel disease, malignancy, renal failure, Charlson Comorbidity index score, number of filled prescription within 90 days, and per oral corticosteroid use.

‡ During the COVID-19 epidemic, excluding individuals with a filled prescription for per oral corticosteroids (ATC code H02ABxx) within the last six months, 519 were admitted to ICU or died, 50 among ICS users, 45 among users of non-ICS inhalers, and 424 among patients without use of inhalers.

§ During the 2010-18 influenza epidemics, excluding individuals with a filled prescription for per oral corticosteroids (ATC code H02ABxx) within the last six months, 1268 were admitted to ICU or died, 212 among ICS users, 113 among users of non-ICS inhalers, and 943 among patients without use of inhalers.

Table S6. Hazard ratio of ICU admission or death within 30 days, among patients with inhaled corticosteroid (ICS) use compared with patients without use of ICS, but use of inhaled β 2-receptor agonist and/or muscarinic receptor antagonists, and compared with all patients without ICS use, in test-positive, hospitalized individuals for COVID-19 during time windows with narrow (February 25-March 24, 2020), widened (March 25-April 21, 2020), and broad (April 22-July 16, 2020) testing strategies.

ICS use comparison group	30-day relative risk of ICU admission or death hazard ratio (95% CI)	
	Crude*	Adjusted†
<i>During narrow testing strategy (25 February-24 March, 2020)‡</i>		
Patients with non-ICS inhaler use	0.80 (0.40-1.59)	0.79 (0.39-1.60)
All patients without ICS use	1.06 (0.65-1.71)	1.04 (0.63-1.72)
<i>During widened testing strategy (25 March-21 April, 2020)§</i>		
Patients with non-ICS inhaler use	1.18 (0.68-2.07)	1.12 (0.63-2.00)
All patients without ICS use	1.20 (0.81-1.78)	1.12 (0.74-1.67)
<i>During broad testing strategy (April 22-July 16, 2020)¶</i>		
Patients with non-ICS inhaler use	0.94 (0.34-2.62)	0.94 (0.34-2.62)
All patients without ICS use	0.91 (0.44-1.89)	0.84 (0.39-1.77)

* Adjusted only for age and sex.

† Furthermore adjusted for β 2-receptor agonist use and muscarinic receptor antagonist use, in addition to the propensity score containing: atrial fibrillation, dementia, heart failure, hypertension, inflammatory bowel disease, malignancy, renal failure, Charlson Comorbidity index score, number of filled prescription within 90 days, and per oral corticosteroid use.

‡ During the COVID-19 epidemic from 25 February to 24 March, 2020, 168 were admitted to ICU or died, 22 among ICS users, 15 among users of non-ICS inhalers, and 131 among patients without use of inhalers.

§ During the COVID-19 epidemic from 25 March-21 April, 2020, 294 were admitted to ICU or died, 32 among ICS users, 27 among users of non-ICS inhalers, and 235 among patients without use of inhalers.

¶ During the COVID-19 epidemic from April 22-July 16, 2020, 102 were admitted to ICU or died, 8 among ICS users, 8 among users of non-ICS inhalers, and 86 among patients without use of inhalers.

Table S7. Hazard ratio of ICU admission or death within 30 days, among patients with inhaled corticosteroid (ICS) use compared with patients without use of ICS, but use of inhaled β 2-receptor agonist and/or muscarinic receptor antagonists, and compared with all patients without ICS use, in test-positive, hospitalized individuals for influenza during different influenza epidemics.

ICS use comparison group	30-day relative risk of ICU admission or death hazard ratio (95% CI)	
	Crude*	Adjusted†
<i>Influenza epidemics 2010/2011-2012/2013‡</i>		
Patients with non-ICS inhaler use	0.78 (0.41-1.47)	0.72 (0.37-1.40)
All patients without ICS use	1.38 (0.94-2.03)	1.15 (0.74-1.79)
<i>Influenza epidemic 2013/2014-2015/2016§</i>		
Patients with non-ICS inhaler use	0.79 (0.47-1.34)	0.73 (0.43-1.25)
All patients without ICS use	1.00 (0.72-1.40)	0.89 (0.63-1.28)
<i>Influenza epidemic 2016/2017-2017/2018¶</i>		
Patients with non-ICS inhaler use	0.89 (0.65-1.22)	0.88 (0.64-1.21)
All patients without ICS use	1.16 (0.94-1.44)	1.01 (0.80-1.26)

*Adjusted only for age and sex.

† Furthermore adjusted for β 2-receptor agonist use and muscarinic receptor antagonist use, in addition to the propensity score containing: atrial fibrillation, dementia, heart failure, hypertension, inflammatory bowel disease, malignancy, renal failure, Charlson Comorbidity index score, number of filled prescription within 90 days, and per oral corticosteroid use.

‡ During the influenza epidemic from 1 July 2010 to 31 June 2013, 267 were admitted to ICU or died, 65 among ICS users, 22 among users of non-ICS inhalers, and 180 among patients without use of inhalers.

....

§ During the influenza epidemic from 1 July 2013 to 31 June 2016, 443 were admitted to ICU or died, 95 among ICS users, 38 among users of non-ICS inhalers, and 310 among patients without use of inhalers.

¶ During the influenza epidemic from 1 July 2016 to 31 June 2018, 790 were admitted to ICU or died, 169 among ICS users, 92 among users of non-ICS inhalers, and 529 among patients without use of inhalers.

Table S8. Hazard ratio of ICU admission or death within 30 days, among patients with inhaled corticosteroid (ICS) use, by persistency of ICU use, compared with patients without use of ICS, but use of inhaled β 2-receptor agonist and/or muscarinic receptor antagonists, and compared with all patients without ICS use, in test-positive, hospitalized individuals for COVID-19 (year 2020) or influenza (year 2010-2018), respectively.

ICS comparison by ICS usage characteristic	30-day relative risk of ICU admission or death <i>hazard ratio (95% CI)</i>	
	Crude*	Adjusted†
Persistent ICS-use‡		
<i>During COVID-19 epidemic</i>		
Patients with non-ICS inhaler use	0.93 (0.55-1.57)	0.91 (0.53-1.56)
All patients without ICS use	1.07 (0.68-1.67)	0.99 (0.62-1.57)
<i>During influenza epidemics</i>		
Patients with non-ICS inhaler use	0.83 (0.62-1.12)	0.80 (0.59-1.08)
All patients without ICS use	1.10 (0.87-1.38)	0.94 (0.74-1.21)
Non-persistent ICS-use§		
<i>During COVID-19 epidemic</i>		
Patients with non-ICS inhaler use	1.08 (0.70-1.68)	1.04 (0.66-1.63)
All patients without ICS use	1.16 (0.83-1.63)	1.08 (0.77-1.53)

During influenza epidemics

Patients with non-ICS inhaler use	0.91 (0.69-1.20)	0.87 (0.65-1.15)
All patients without ICS use	1.16 (0.94-1.43)	1.01 (0.81-1.25)

* Adjusted only for age and sex.

† Furthermore adjusted for β 2-receptor agonist use and muscarinic receptor antagonist use, in addition to the propensity score containing: atrial fibrillation, dementia, heart failure, hypertension, inflammatory bowel disease, malignancy, renal failure, Charlson Comorbidity index score, number of filled prescription within 90 days, and per oral corticosteroid use.

‡ Persistent ICS-use defined as ≥ 1 filled ICS prescription per six months within the latest 5 years prior to testing for influenza/COVID-19, excluding the latest six months. During the COVID-19 epidemic, 530 were admitted to ICU or died, 22 among persistent ICS users, 50 among users of non-ICS inhalers, and 458 among patients without use of inhalers. During the 2010-18 influenza epidemics 1331 were admitted to ICU or died, 158 among persistent ICS users, 152 among users of non-ICS inhalers, and 1021 among patients without use of inhalers.

§ Non-persistent ICS-use defined as ICS-use less than persistent ICS-use within the latest 5 years prior to testing for influenza/COVID-19, excluding the latest six months. During the COVID-19 epidemic, 549 were admitted to ICU or died, 41 among persistent ICS users, 50 among users of non-ICS inhalers, and 458 among patients without use of inhalers. During the 2010-18 influenza epidemics 1344 were admitted to ICU or died, 171 among ICS users, 152 among users of non-ICS inhalers, and 1021 among patients without use of inhalers.

Table S9. Hazard ratio of ICU admission or death within 30 days, among patients with inhaled corticosteroid (ICS) use compared with patients without use of ICS, but use of inhaled β 2-receptor agonist and/or muscarinic receptor antagonists, and compared with all patients without ICS use, in test-positive hospitalized individuals for COVID-19 (year 2020) or influenza (year 2010-2018), respectively, excluding all individuals with use of per oral xanthines (ATC code R03DA) or leukotriene receptor antagonist (ATC code R03DC) within the last six months.

ICS use comparison group	30-day relative risk of ICU admission or death	
	<i>hazard ratio (95% CI)</i>	
	Crude*	Adjusted†
<i>During COVID-19 epidemic‡</i>		
Patients with non-ICS inhaler use	1.04 (0.70-1.54)	1.00 (0.67-1.50)
All patients without ICS use	1.17 (0.89-1.55)	1.09 (0.81-1.45)
<i>During influenza epidemics§</i>		
Patients with non-ICS inhaler use	0.88 (0.68-1.12)	0.84 (0.66-1.09)
All patients without ICS use	1.15 (0.98-1.36)	1.00 (0.84-1.20)

* Adjusted only for age and sex.

† Furthermore adjusted for β 2-receptor agonist use and muscarinic receptor antagonist use, in addition to the propensity score containing: atrial fibrillation, dementia, heart failure, hypertension, inflammatory bowel disease, malignancy, renal failure, Charlson Comorbidity index score, number of filled prescription within 90 days, and per oral corticosteroid use.

‡ During the COVID-19 epidemic, excluding all individuals with use of per oral xanthines (ATC code R03DA) or leukotriene receptor antagonist (ATC code R03DC) within the last six months, 568 were admitted to ICU or died, 60 among ICS users, 50 among users of non-ICS inhalers, and 458 among patients without use of inhalers.

§ During the 2010-18 influenza epidemics, excluding all individuals with use of per oral xanthines (ATC code R03DA) or leukotriene receptor antagonist (ATC code R03DC) within the last six months, 1486 were admitted to ICU or died, 314 among ICS users, 151 among users of non-ICS inhalers, and 1021 among patients without use of inhalers.

Table S10. Hazard ratio of death within 30 days, among patients with inhaled corticosteroid (ICS) use compared with patients without use of ICS, but use of inhaled β 2-receptor agonist and/or muscarinic receptor antagonists, and compared with all patients without ICS use, in test-positive hospitalized individuals for COVID-19 (year 2020) or influenza (year 2010-2018), respectively, in patients admitted to intensive care units.

ICS use comparison group	30-day relative risk of death <i>hazard ratio (95% CI)</i>	
	Crude*	Adjusted†
<i>During COVID-19 epidemic‡</i>		
Patients with non-ICS inhaler use	0.43 (0.13-1.36)	0.51 (0.14-1.87)
All patients without ICS use	0.84 (0.36-1.96)	0.81 (0.34-1.95)
<i>During influenza epidemics§</i>		
Patients with non-ICS inhaler use	1.03 (0.70-1.52)	1.03 (0.69-1.53)
All patients without ICS use	1.04 (0.81-1.32)	0.97 (0.74-1.26)

* Adjusted only for age and sex.

† Furthermore adjusted for β 2-receptor agonist use and muscarinic receptor antagonist use, in addition to the propensity score containing: atrial fibrillation, dementia, heart failure, hypertension, inflammatory bowel disease, malignancy, renal failure, Charlson Comorbidity index score, number of filled prescription within 90 days, and per oral corticosteroid use.

‡ During the COVID-19 epidemic, 64 died, 6 among ICS users, 6 among users of non-ICS inhalers, and 54 among patients without use of inhalers.

§ During the 2010-18 influenza epidemics, 360 died, 89 among ICS users, 36 among users of non-ICS inhalers, and 235 among patients without use of inhalers.

SUPPLEMENTARY FIGURES

Figure S1. Distribution of propensity scores in ICS users and users of non-ICS inhalers among hospitalized COVID-19 patients.

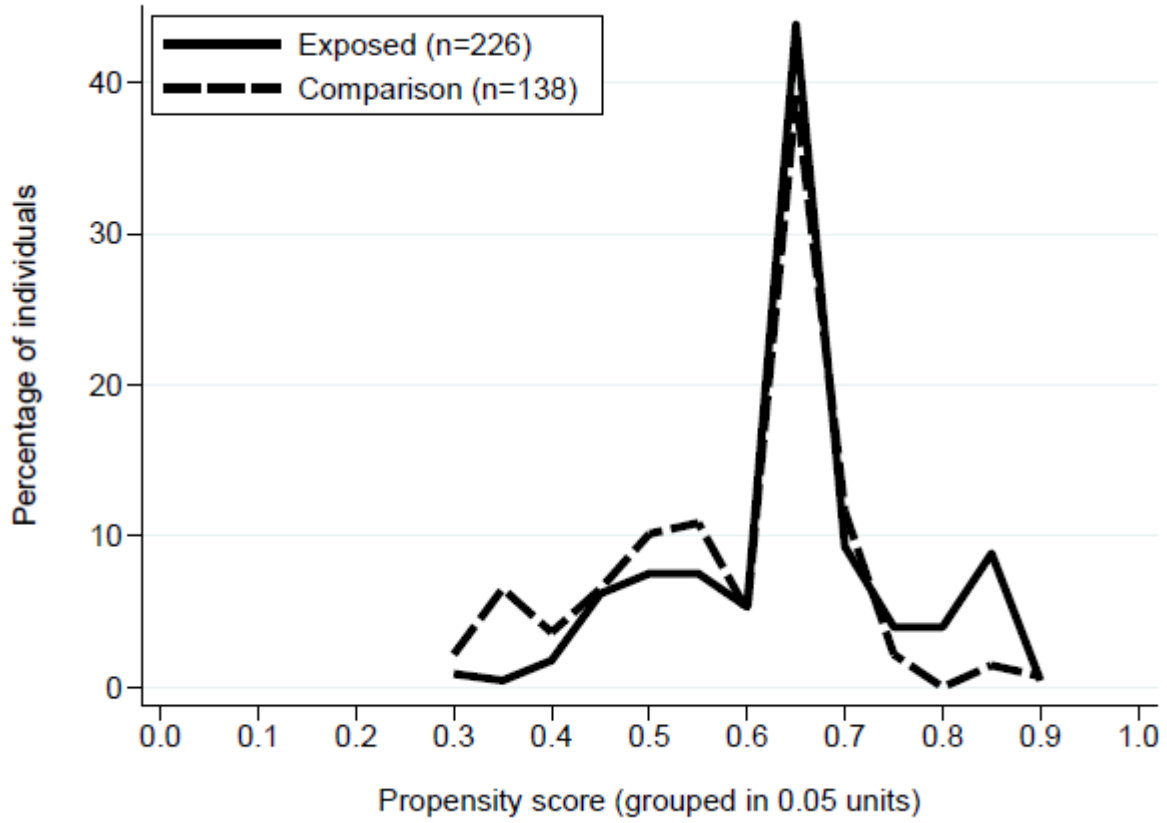


Figure S2. Distribution of propensity score in ICS users and non-users of ICS among hospitalized COVID-19 patients.

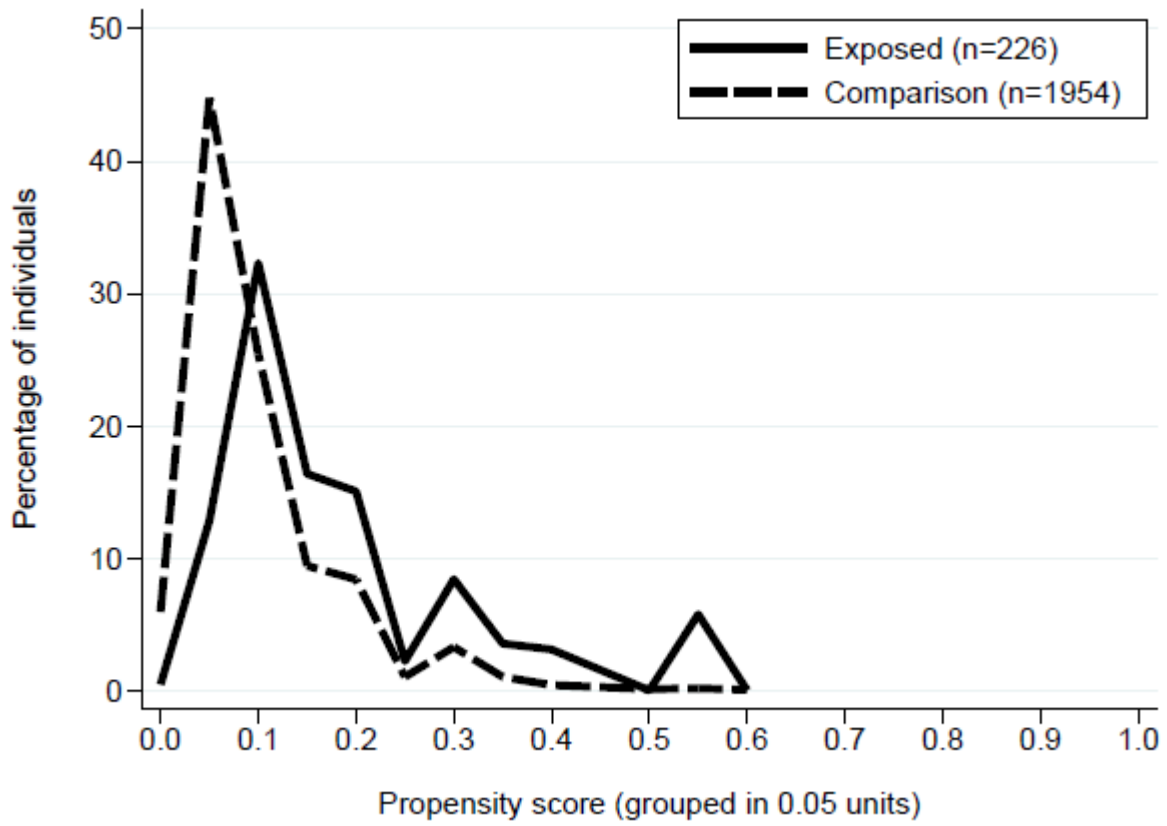


Figure S3. Distribution of propensity scores in ICS users and users of non-ICS inhalers among hospitalized and non-hospitalized COVID-19 patients.

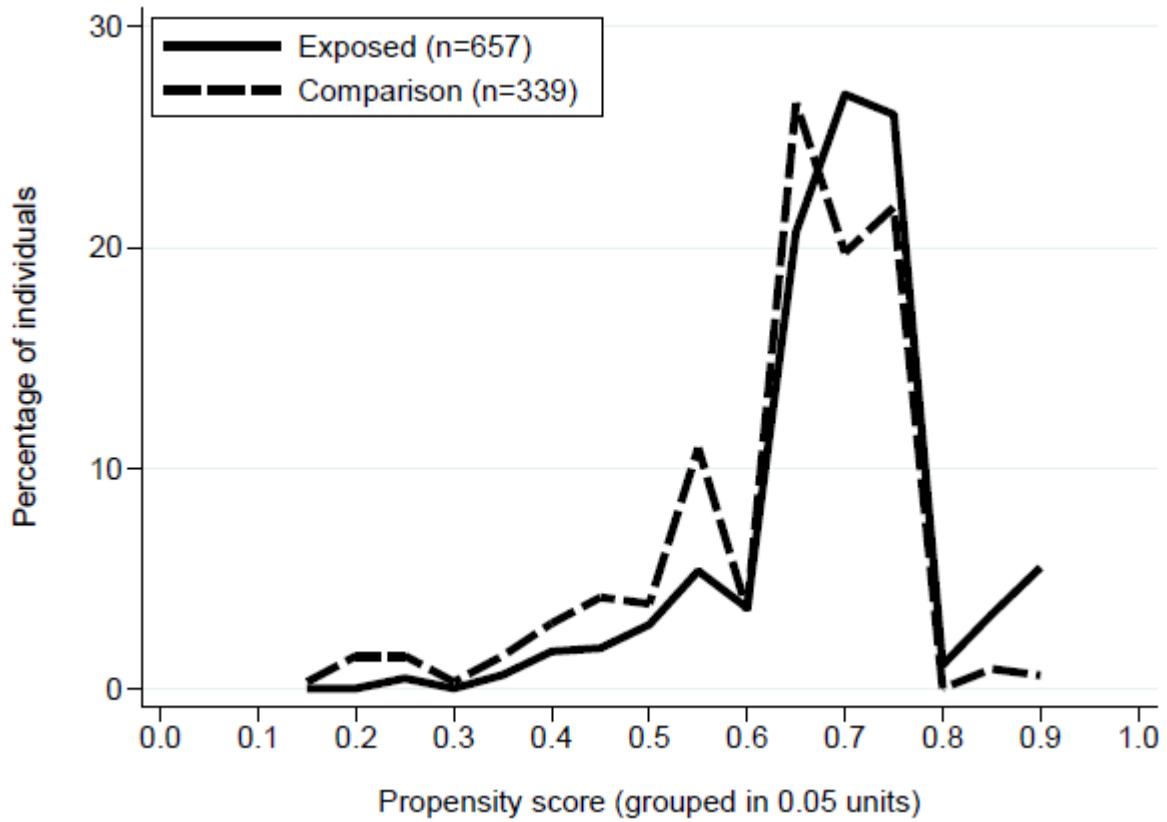


Figure S4. Distribution of propensity score in ICS users and non-users of inhaled pharmaceuticals among hospitalized and non-hospitalized COVID-19 patients.

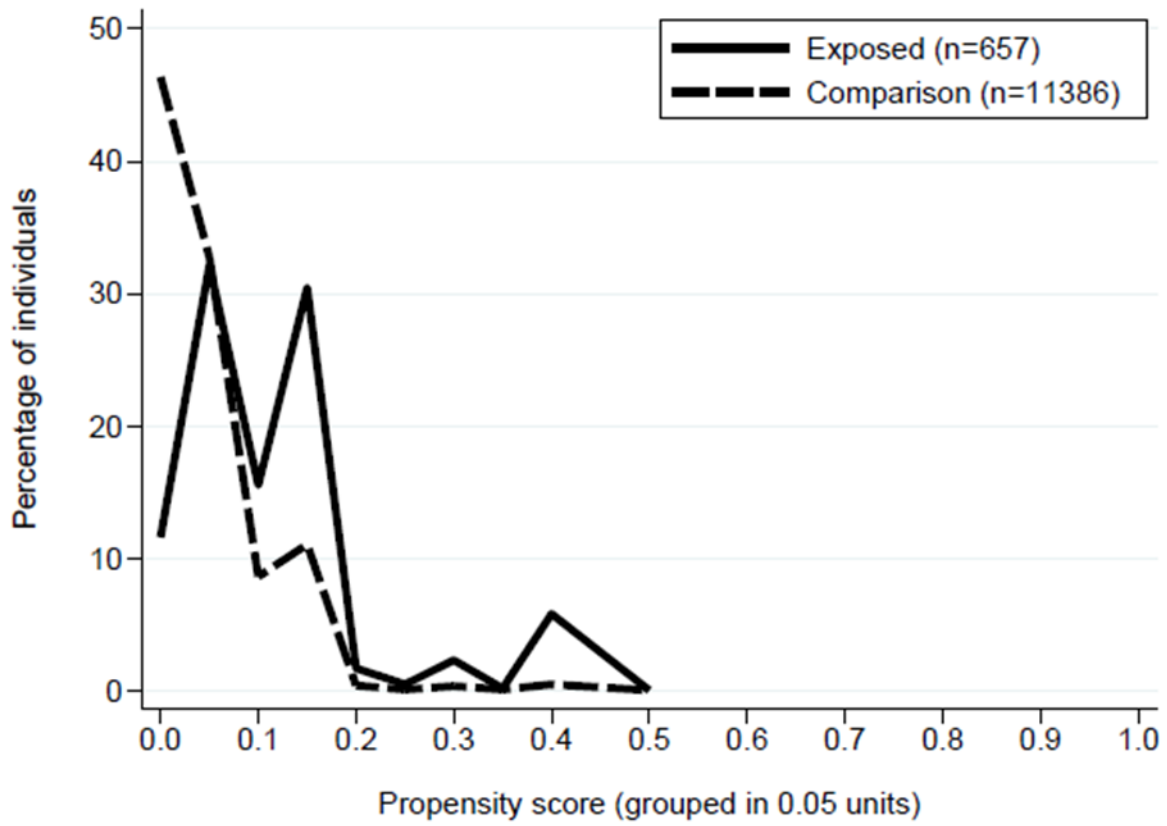


Figure S5. Distribution of propensity scores in ICS users and users of non-ICS inhalers among hospitalized influenza patients.

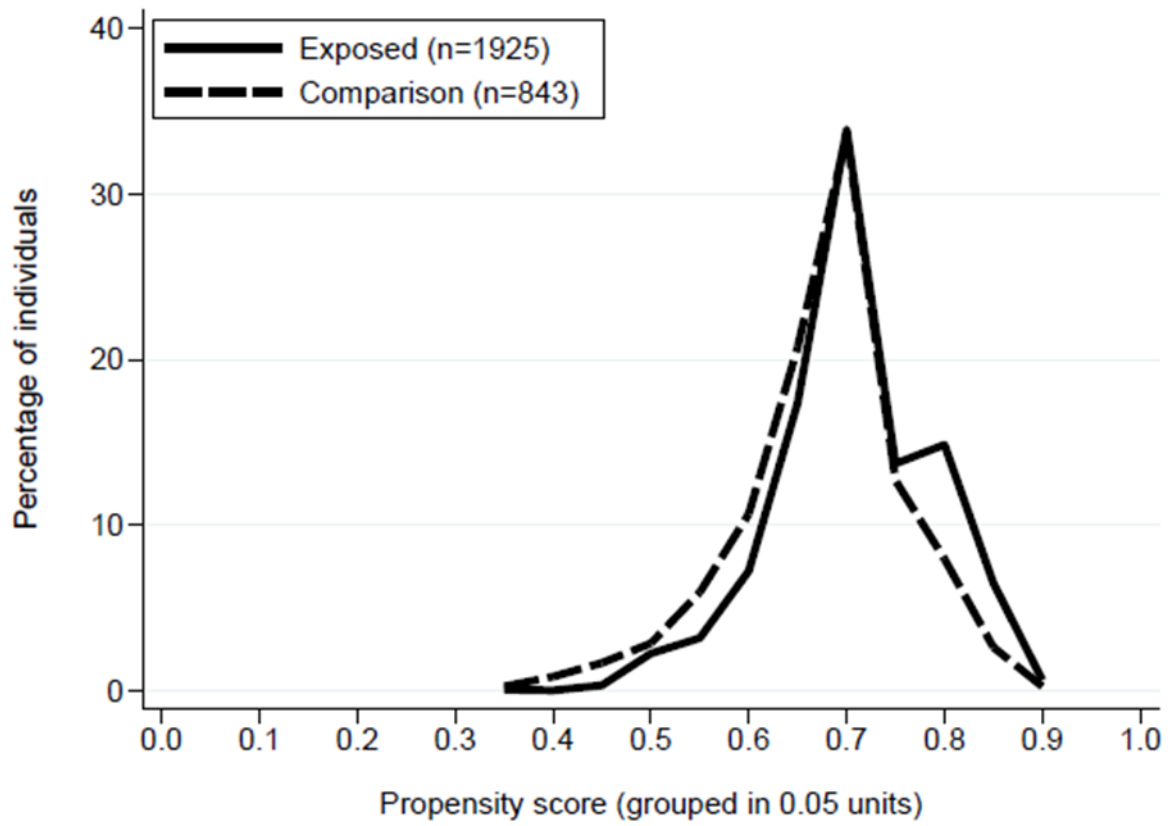


Figure S6. Distribution of propensity score in ICS users and non-users of ICS among hospitalized influenza patients.

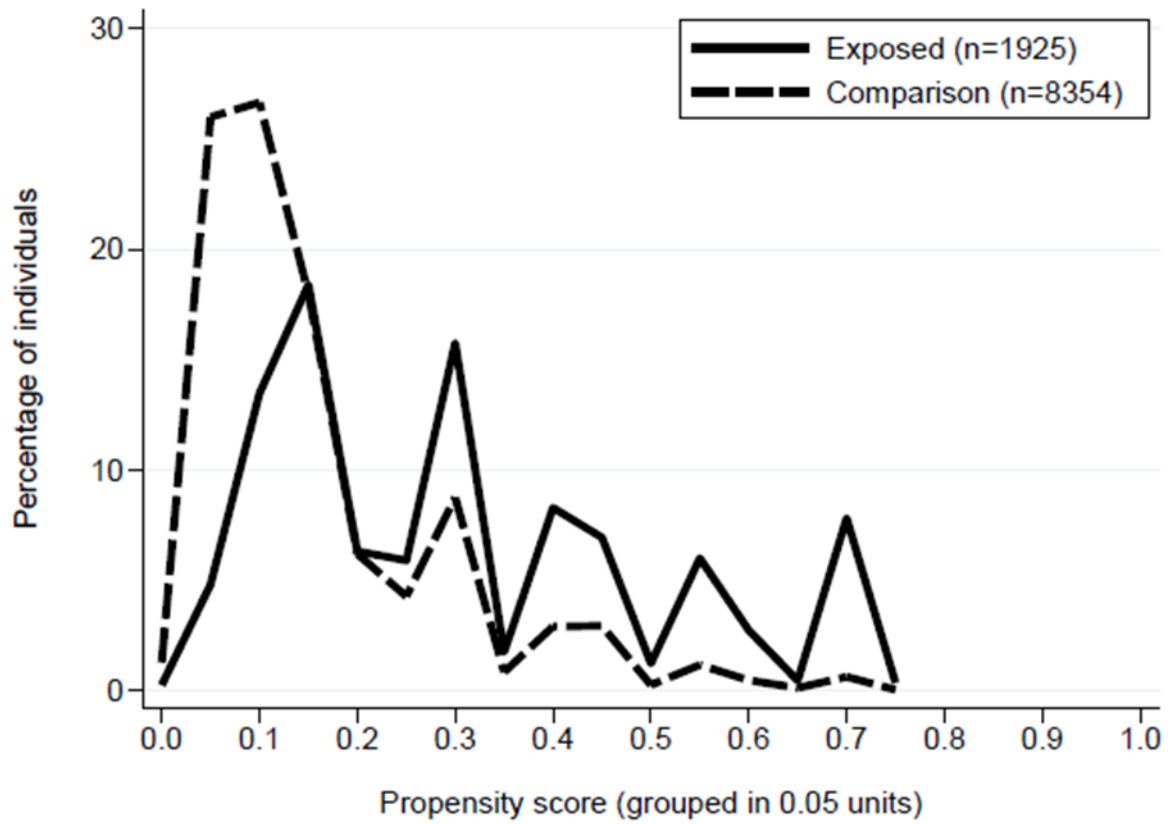


Figure S7. Distribution of propensity scores in ICS users and users of non-ICS inhalers among non-hospitalized influenza patients.

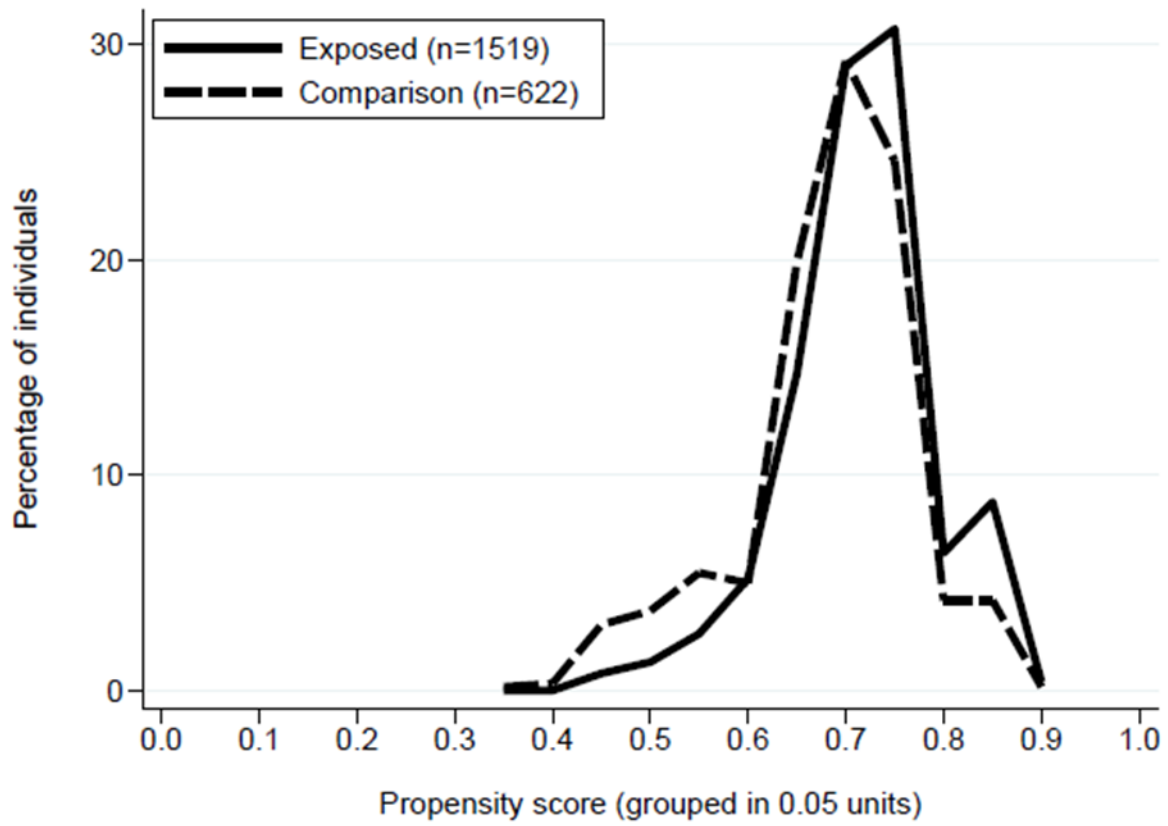


Figure S8. Distribution of propensity score in ICS users and non-users of inhaled pharmaceuticals among non-hospitalized influenza patients.

