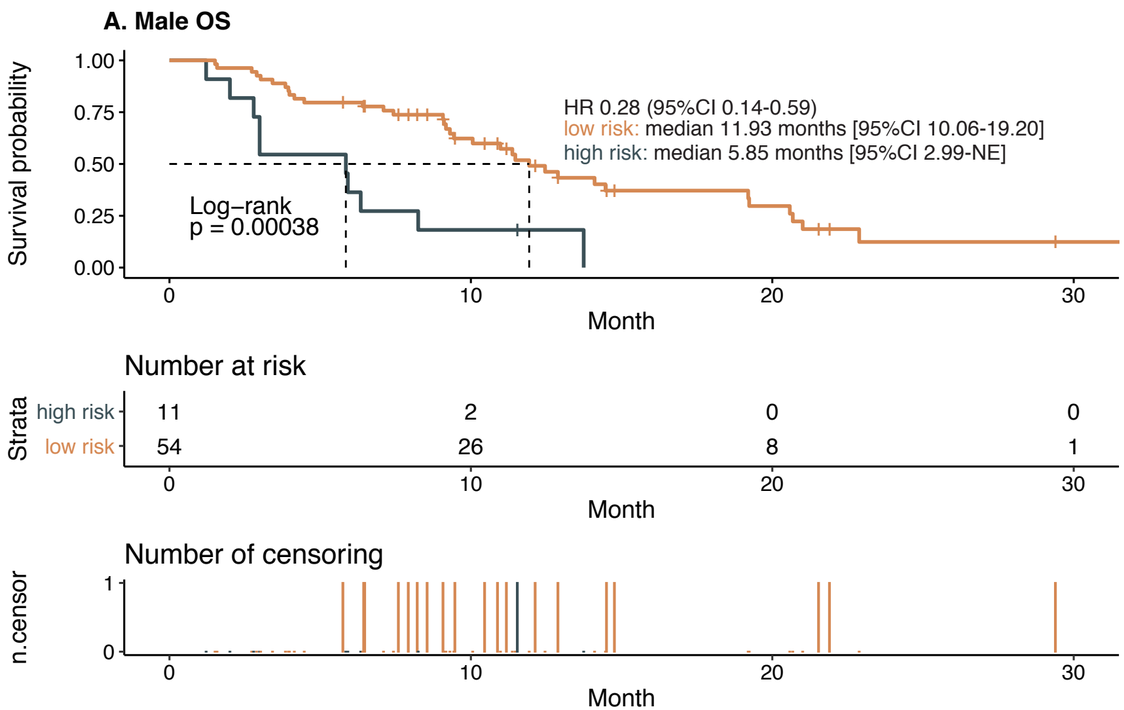
A. Male OS
Survival probability
1.00
0.75
0.50
0.25
0.00
HR 0.28 (95%CI 0.14-0.59)
low risk: median 11.93 months [95%CI 10.06-19.20]
high risk: median 5.85 months [95%CI 2.99-NE]
Log−rank
p = 0.00038
0
10
20
30
Month
Number at risk
Strata
high risk 11 2 0 0
low risk 54 26 8 1
Month
Number of censoring
n.censor
1
0
Month

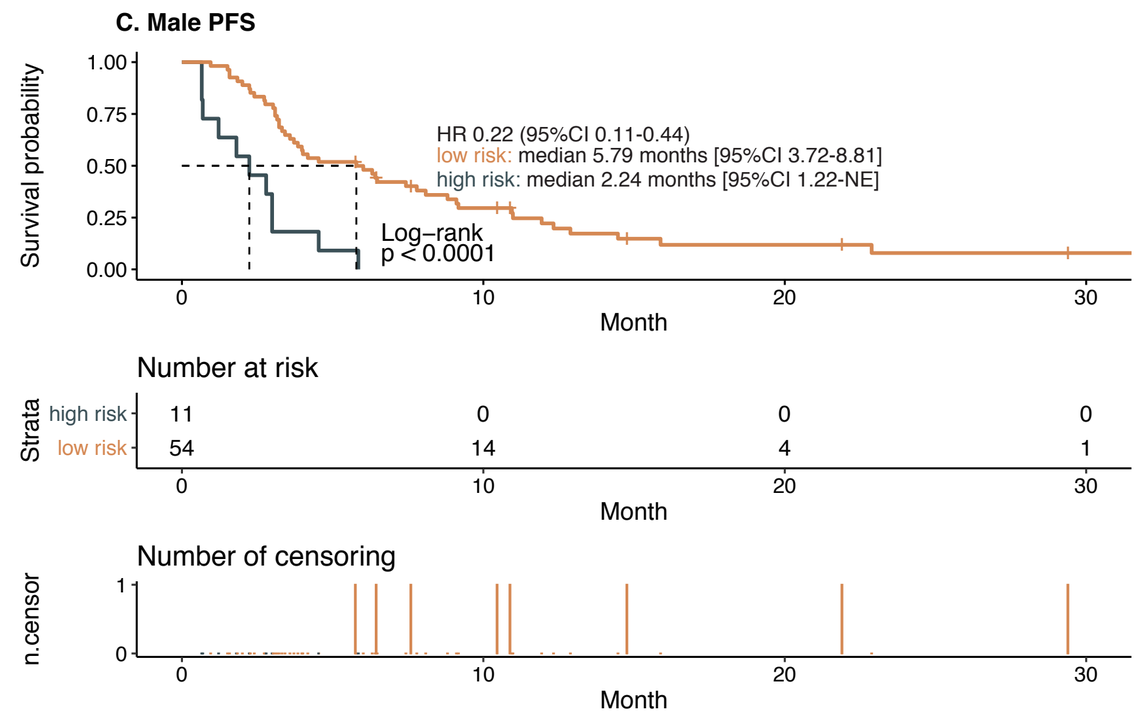
C. Male PFS
Survival probability
1.00
0.75
0.50
0.25
0.00
HR 0.22 (95%CI 0.11-0.44)
low risk: median 5.79 months [95%CI 3.72-8.81]
high risk: median 2.24 months [95%CI 1.22-NE]
Log−rank
p < 0.0001
0
10
20
30
Month
Number at risk
Strata
high risk 11 0 0 0
low risk 54 14 4 1
Month
Number of censoring
n.censor
1
0
Month

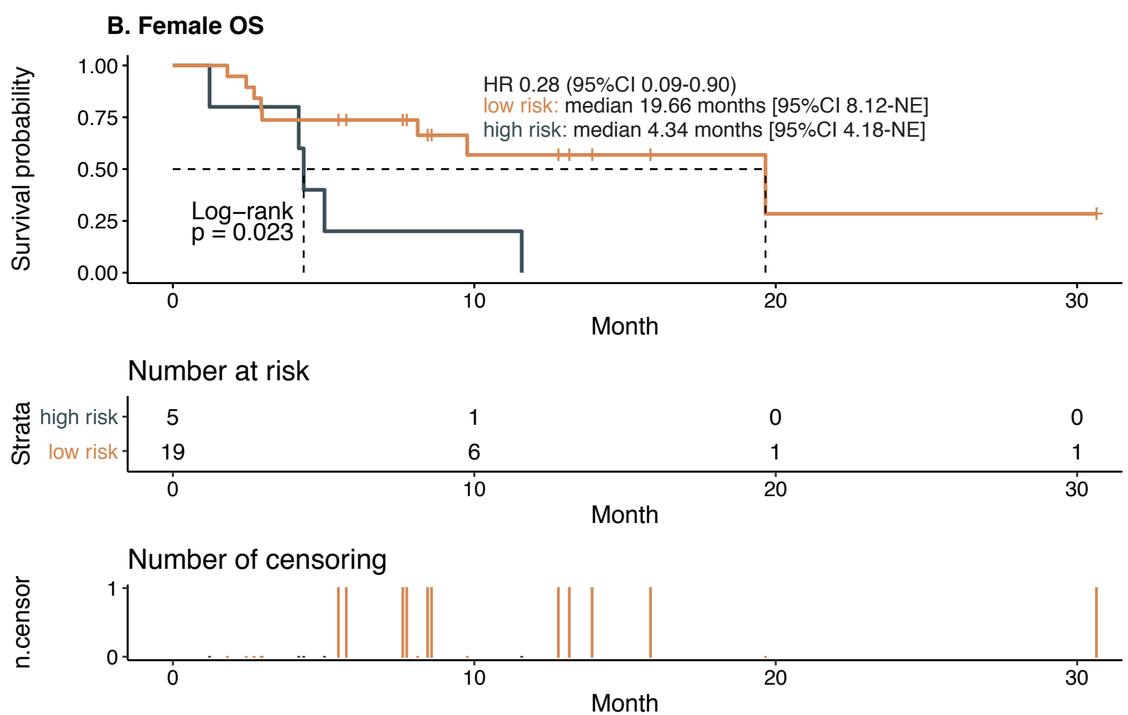
B. Female OS
Survival probability
1.00
0.75
0.50
0.25
0.00
HR 0.28 (95%CI 0.09-0.90)
low risk: median 19.66 months [95%CI 8.12-NE]
high risk: median 4.34 months [95%CI 4.18-NE]
Log−rank
p = 0.023
0
10
20
30
Month
Number at risk
Strata
high risk 5 1 0 0
low risk 19 6 1 1
Month
Number of censoring
n.censor
1
0
Month

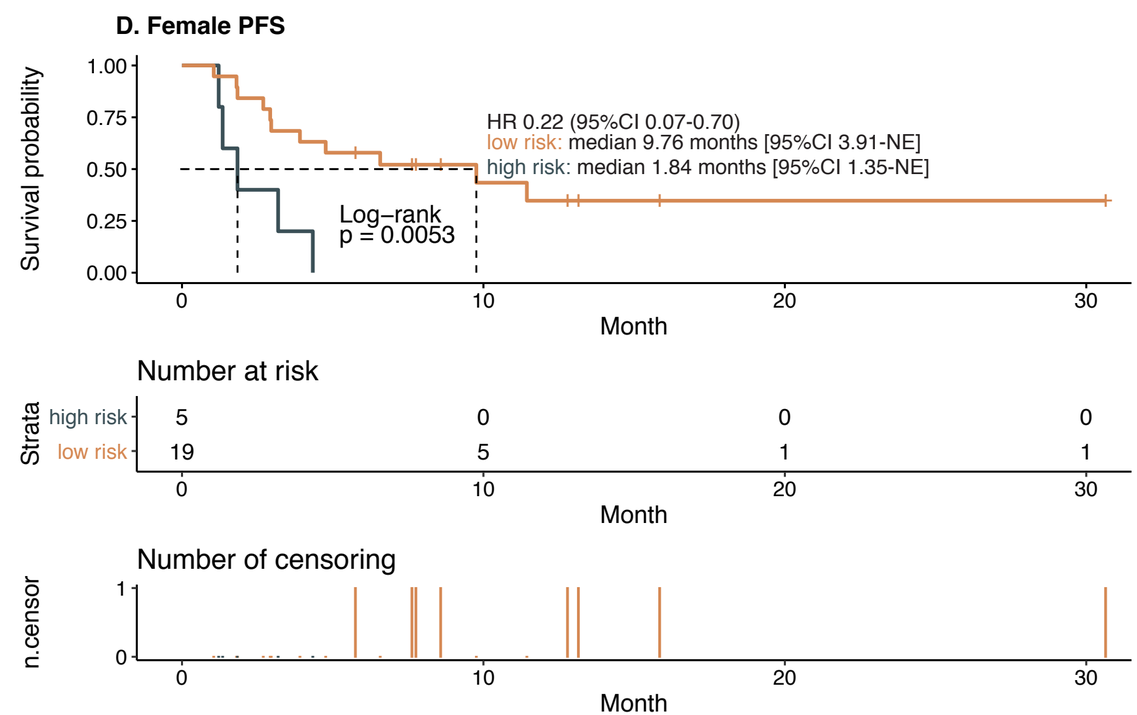
D. Female PFS
Survival probability
1.00
0.75
0.50
0.25
0.00
HR 0.22 (95%CI 0.07-0.70)
low risk: median 9.76 months [95%CI 3.91-NE]
high risk: median 1.84 months [95%CI 1.35-NE]
Log−rank
p = 0.0053
0
10
20
30
Month
Number at risk
Strata
high risk 5 0 0 0
low risk 19 5 1 1
Month
Number of censoring
n.censor
1
0
Month