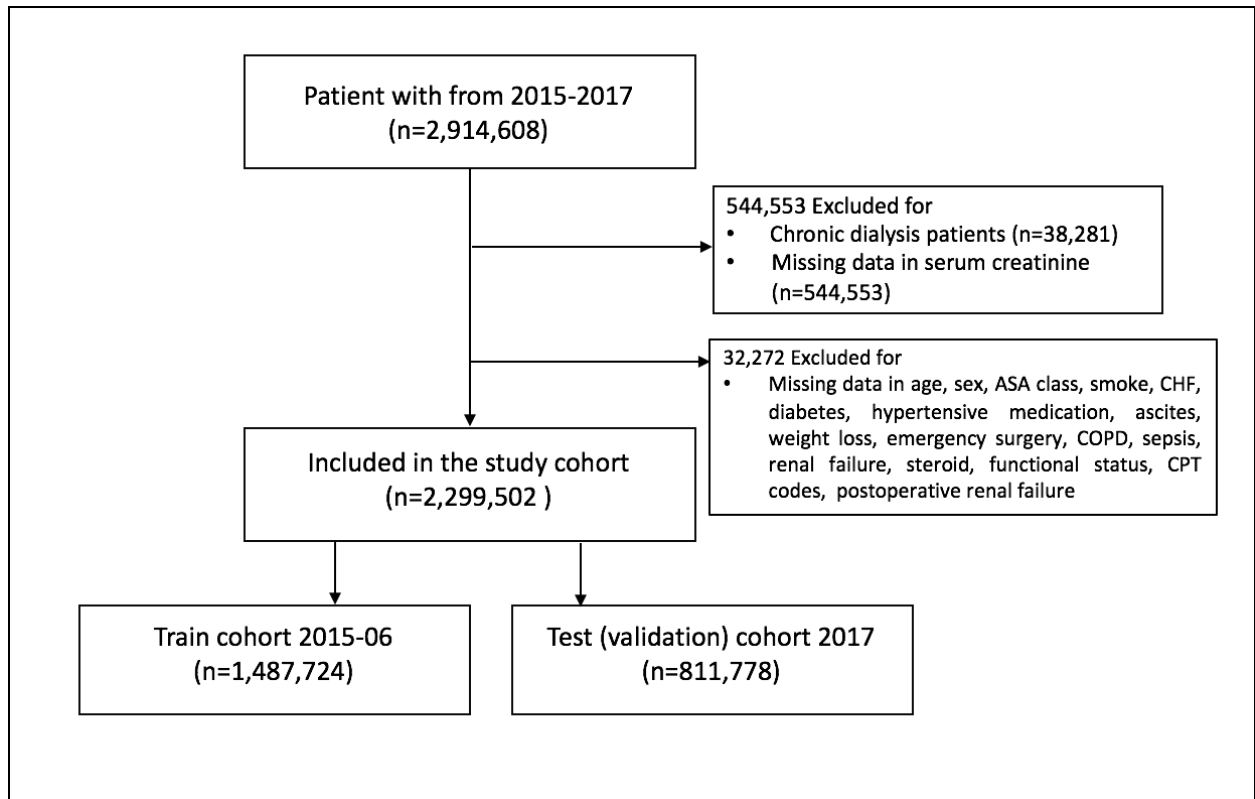
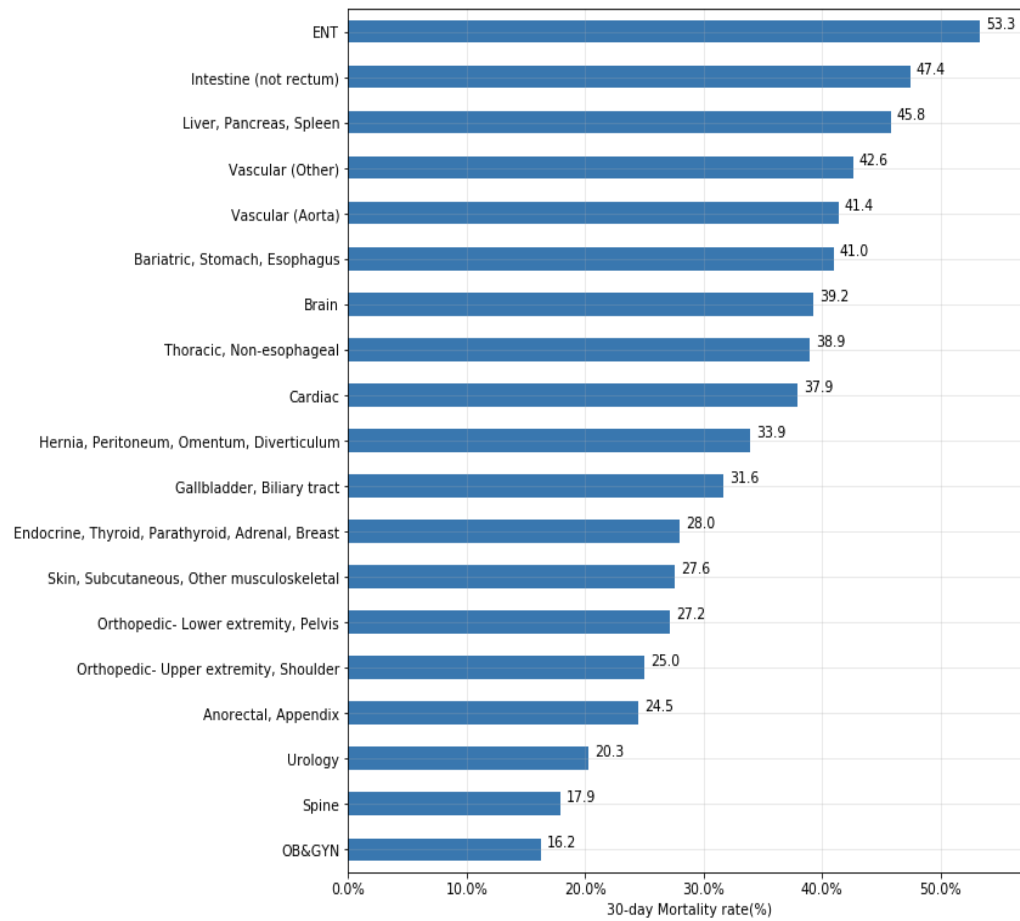


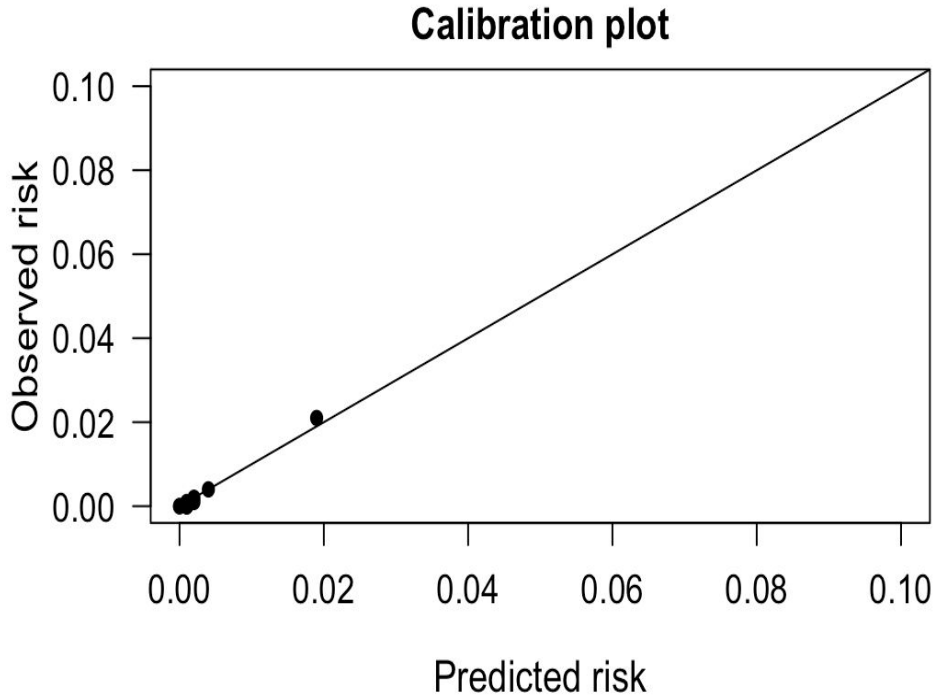
eFigure 1. Study participant flow chart



eFigure 2. Unadjusted rates of postoperative AKI requiring dialysis according to surgery type



eFigure 3. Calibration plot for postoperative acute kidney injury. Observed vs expected AKI-D risk



eFigure 4. Mobile web application of renal risk model

Prediction Model	Prediction Model
<h3>Acute Kidney Injury Risk Model</h3> <p>* 30-day postoperative risk of AKI</p> <p>Age: <input type="text" value="67"/></p> <p>History of Congestive Heart Failure: <input type="button" value="Yes"/></p> <p>History of Diabetes : <input type="button" value="Insulin Dependent"/></p> <p>Ascites: <input type="button" value="No"/></p> <p>Emergency Surgery: <input type="button" value="Yes"/></p> <p>Acute kidney injury prior to surgery: <input type="button" value="Yes"/></p> <p>Sepsis prior to surgery: <input type="button" value="SIRS"/></p> <p>Preop Serum Creatinine(mg/dL): <input type="text" value="2.5"/></p> <p>Preop Hematocrit(%): <input type="button" value="0-24"/></p> <p>Preop Serum Sodium (mEq/L) : <input type="button" value="0-130"/></p> <p>Surgery Type : <input type="button" value="Orthopedic-lower extremity, pelvis"/></p> <p><input type="button" value="submit"/></p>	<h3>Result</h3> <p>30-day Risk of AKI requiring dialysis: 28.36%</p> <p><input type="button" value="Go back"/></p> <p>* AKI: Acute Kidney Injury</p>