

SUPPLEMENTARY DATA

Association Between ACEIs or ARBs Use and Clinical Outcomes in COVID-19 Patients: A Systematic Review and Meta-analysis

Carlos Diaz-Arocutipa, MD; Jose Saucedo-Chinchay, MD; Adrian V. Hernandez, MD, PhD

eTable 1. MOOSE Checklist for Meta-analyses of Observational Studies

Item No.	Recommendation	Item reported?	Reported on Page No.
Reporting of background should include			
1	Problem definition	Yes	5
2	Hypothesis statement	Yes	5
3	Description of study outcome(s)	Yes	7
4	Type of exposure or intervention used	Yes	6
5	Type of study designs used	Yes	6
6	Study population	Yes	6
Reporting of search strategy should include			
7	Qualifications of searchers (eg, librarians and investigators)	Yes	6
8	Search strategy, including time period included in the synthesis and key words	Yes	6
9	Effort to include all available studies, including contact with authors	Yes	6
10	Databases and registries searched	Yes	6
11	Search software used, name and version, including special features used (eg, explosion)	Yes	6
12	Use of hand searching (eg, reference lists of obtained articles)	Yes	6
13	List of citations located and those excluded, including justification	No	-
14	Method of addressing articles published in languages other than English	Yes	6
15	Method of handling abstracts and unpublished studies	Yes	6
16	Description of any contact with authors	Yes	8
Reporting of methods should include			
17	Description of relevance or appropriateness of studies assembled for assessing the hypothesis to be tested	Yes	6

18	Rationale for the selection and coding of data (eg, sound clinical principles or convenience)	Yes	6
19	Documentation of how data were classified and coded (eg, multiple raters, blinding and interrater reliability)	Yes	6
20	Assessment of confounding (eg, comparability of cases and controls in studies where appropriate)	Yes	7
21	Assessment of study quality, including blinding of quality assessors, stratification or regression on possible predictors of study results	Yes	7
22	Assessment of heterogeneity	Yes	8
23	Description of statistical methods (eg, complete description of fixed or random effects models, justification of whether the chosen models account for predictors of study results, dose-response models, or cumulative meta-analysis) in sufficient detail to be replicated	Yes	8
24	Provision of appropriate tables and graphics	Yes	29
Reporting of results should include			
25	Graphic summarizing individual study estimates and overall estimate	Yes	30
26	Table giving descriptive information for each study included	Yes	32
27	Results of sensitivity testing (eg, subgroup analysis)	Yes	13
28	Indication of statistical uncertainty of findings	Yes	8
Reporting of discussion should include			
29	Quantitative assessment of bias (eg, publication bias)	Yes	10
30	Justification for exclusion (eg, exclusion of non-English language citations)	Yes	6
31	Assessment of quality of included studies	Yes	9
Reporting of conclusions should include			
32	Consideration of alternative explanations for observed results	Yes	14
33	Generalization of the conclusions (ie, appropriate for the data presented and within the domain of the literature review)	Yes	14
34	Guidelines for future research	Yes	17
35	Disclosure of funding source	Yes	18

eTable 2. Electronic search strategy

<p>PubMed</p> <p>1. "COVID-19"[Supplementary Concept] OR "severe acute respiratory syndrome coronavirus 2"[Supplementary Concept] OR "2019-ncov"[tiab] OR covid19[tiab] OR "covid 19"[tiab] OR "novel coronavirus"[tiab] OR "novel coronaviruses"[tiab] OR "novel corona virus"[tiab] OR "sars-cov2"[tiab] OR "ncov-2019"[tiab] OR "sars coronavirus 2"[tiab] OR "sars-cov-2"[tiab] OR ((coronavirus[tiab] OR coronaviruses[tiab] OR "corona virus"[tiab] OR "corona viruses"[tiab] OR cov[tiab] OR ncov[tiab] OR "coronavirus"[Mesh] OR "coronavirus infections"[Mesh]) AND (outbreak[tiab] OR wuhan[All fields] OR new[All fields])) OR ((coronavirus[tiab] OR coronaviruses[tiab] OR "corona virus"[tiab] OR "corona viruses"[tiab]) AND 2019[tiab])</p> <p>2. benazepril[tiab] OR captopril[tiab] OR cilazapril[tiab] OR enalapril[tiab] OR fosinopril[tiab] OR imidapril[tiab] OR lisinopril[tiab] OR moexipril[tiab] OR perindopril[tiab] OR quinapril[tiab] OR ramipril[tiab] OR trandolapril[tiab] OR "angiotensin-converting enzyme inhibitor"[tiab] OR "angiotensin-converting enzyme inhibitors"[tiab] OR "angiotensin-converting enzyme inhibitors"[Mesh] OR "ACE inhibitor"[tiab] OR "ACE inhibitors"[tiab] OR ACEI[tiab] OR ACEIs[tiab] OR azilsartan[tiab] OR candesartan[tiab] OR eprosartan[tiab] OR irbesartan[tiab] OR losartan[tiab] OR olmesartan[tiab] OR telmisartan[tiab] OR valsartan[tiab] OR "angiotensin receptor blockade"[tiab] OR "angiotensin receptor blocker"[tiab] OR "angiotensin receptor blockers"[tiab] OR "angiotensin receptor antagonist"[tiab] OR "angiotensin receptor antagonists"[tiab] OR "angiotensin II receptor blocker"[tiab] OR "angiotensin II receptor blockers"[tiab] OR "angiotensin II type 1 receptor blocker"[tiab] OR "angiotensin II type 1 receptor blockers"[tiab] OR "angiotensin receptor antagonists"[Mesh] OR ARB[tiab] OR ARBs[tiab] OR ACEI/ARB[tiab] OR ACEI/ARBs[tiab] OR ACEIs/ARBs[tiab] OR "RAS inhibitor"[tiab] OR "RAS inhibitors"[tiab] OR "renin-angiotensin system blocker"[tiab] OR "renin-angiotensin system blockers"[tiab] OR "renin-angiotensin system antagonist"[tiab] OR "renin-angiotensin system antagonists"[tiab]</p> <p>3. #1 AND #2</p>
<p>EMBASE</p> <p>1. ('2019-ncov' OR 'covid19' OR 'covid 19'/exp OR 'covid 19' OR 'novel coronavirus' OR 'novel coronaviruses' OR 'novel corona virus' OR 'sars-cov2' OR 'sars-cov-2' OR 'new coronaviruses' OR 'ncov-2019' OR 'sars coronavirus 2'/exp OR 'sars coronavirus 2' OR ((coronavirus/exp OR 'coronavirus' OR 'coronaviruses' OR 'corona virus'/exp OR 'corona virus' OR 'corona viruses' OR 'cov' OR 'ncov') AND ('outbreak'/exp OR 'outbreak' OR 'wuhan' OR 'new')) OR (('coronavirus'/exp OR 'coronavirus' OR 'coronaviruses' OR 'corona virus'/exp OR 'corona virus' OR 'corona viruses') AND '2019'))</p> <p>2. 'benazepril'/exp OR 'captopril'/exp OR 'cilazapril'/exp OR 'enalapril'/exp OR 'fosinopril'/exp OR 'imidapril'/exp OR 'lisinopril'/exp OR 'moexipril'/exp OR 'perindopril'/exp OR 'quinapril'/exp OR 'ramipril'/exp OR 'trandolapril'/exp OR 'angiotensin-converting enzyme inhibitor'/exp OR 'angiotensin-converting enzyme inhibitors'/exp OR 'ACE inhibitor'/exp OR 'ACE inhibitors' OR 'ACEI' OR 'ACEIs' OR 'azilsartan'/exp OR 'candesartan'/exp OR 'eprosartan'/exp OR 'irbesartan'/exp OR 'losartan'/exp OR 'olmesartan'/exp OR 'telmisartan'/exp OR 'valsartan'/exp OR 'angiotensin receptor blockade' OR 'angiotensin receptor blocker'/exp OR 'angiotensin receptor blockers'/exp OR 'angiotensin receptor antagonist'/exp OR 'angiotensin receptor antagonists'/exp OR 'angiotensin II receptor blocker'/exp OR 'angiotensin II receptor blockers'/exp OR 'angiotensin II type 1 receptor blocker'/exp OR 'angiotensin II type 1 receptor blockers'/exp OR 'ARB' OR 'ARBs' OR 'ACEI/ARB' OR 'ACEI/ARBs' OR 'ACEIs/ARBs' OR 'RAS inhibitor' OR 'RAS inhibitors' OR 'renin-angiotensin system blocker' OR 'renin-angiotensin system blockers' OR 'renin-angiotensin system antagonist' OR 'renin-angiotensin system antagonists'</p> <p>3. #1 AND #2</p>
<p>Scopus</p> <p>1. TITLE-ABS-KEY ("2019-ncov" OR covid19 OR "covid 19" OR "novel coronavirus" OR "novel coronaviruses" OR "novel corona virus" OR "sars-cov2" OR "ncov-2019" OR "sars coronavirus 2" OR "sars-cov-2" OR ((coronavirus OR coronaviruses OR "corona virus" OR "corona viruses" OR cov OR ncov) AND (outbreak OR wuhan OR new)) OR ((coronavirus OR coronaviruses OR "corona virus" OR "corona viruses") AND 2019))</p> <p>2. TITLE-ABS-KEY (benazepril OR captopril OR cilazapril OR enalapril OR fosinopril OR imidapril</p>

OR lisinopril OR moexipril OR perindopril OR quinapril OR ramipril OR trandolapril OR "angiotensin-converting enzyme inhibitor" OR "angiotensin-converting enzyme inhibitors" OR "ACE inhibitor" OR "ACE inhibitors" OR ACEI OR ACEIs OR azilsartan OR candesartan OR eprosartan OR irbesartan OR losartan OR olmesartan OR telmisartan OR valsartan OR "angiotensin receptor blockade" OR "angiotensin receptor blocker" OR "angiotensin receptor blockers" OR "angiotensin receptor antagonist" OR "angiotensin receptor antagonists" OR "angiotensin II receptor blocker" OR "angiotensin II receptor blockers" OR "angiotensin II type 1 receptor blocker" OR "angiotensin II type 1 receptor blockers" OR ARB OR ARBs OR ACEI/ARB OR ACEI/ARBs OR ACEIs/ARBs OR "RAS inhibitor" OR "RAS inhibitors" OR "renin-angiotensin system blocker" OR "renin-angiotensin system blockers" OR "renin-angiotensin system antagonist" OR "renin-angiotensin system antagonists")

3. #1 AND #2

Web of Science

1. ALL=("2019-ncov" OR covid19 OR "covid 19" OR "novel coronavirus" OR "novel coronaviruses" OR "novel corona virus" OR "sars-cov2" OR "ncov-2019" OR "sars coronavirus 2" OR "sars-cov-2" OR ((coronavirus OR coronaviruses OR "corona virus" OR "corona viruses" OR cov OR ncov) AND (outbreak OR wuhan OR new)) OR ((coronavirus OR coronaviruses OR "corona virus" OR "corona viruses") AND 2019))

2. ALL=(benazepril OR captopril OR cilazapril OR enalapril OR fosinopril OR imidapril OR lisinopril OR moexipril OR perindopril OR quinapril OR ramipril OR trandolapril OR "angiotensin-converting enzyme inhibitor" OR "angiotensin-converting enzyme inhibitors" OR "ACE inhibitor" OR "ACE inhibitors" OR ACEI OR ACEIs OR azilsartan OR candesartan OR eprosartan OR irbesartan OR losartan OR olmesartan OR telmisartan OR valsartan OR "angiotensin receptor blockade" OR "angiotensin receptor blocker" OR "angiotensin receptor blockers" OR "angiotensin receptor antagonist" OR "angiotensin receptor antagonists" OR "angiotensin II receptor blocker" OR "angiotensin II receptor blockers" OR "angiotensin II type 1 receptor blocker" OR "angiotensin II type 1 receptor blockers" OR ARB OR ARBs OR "RAS inhibitor" OR "RAS inhibitors" OR "renin-angiotensin system blocker" OR "renin-angiotensin system blockers" OR "renin-angiotensin system antagonist" OR "renin-angiotensin system antagonists")

3. #1 AND #2

CENTRAL

1. ("2019-ncov" OR covid19 OR "covid 19" OR "novel coronavirus" OR "novel coronaviruses" OR "novel corona virus" OR "sars-cov2" OR "ncov-2019" OR "sars coronavirus 2" OR "sars-cov-2" OR ((coronavirus OR coronaviruses OR "corona virus" OR "corona viruses" OR cov OR ncov) AND (outbreak OR wuhan OR new)) OR ((coronavirus OR coronaviruses OR "corona virus" OR "corona viruses") AND 2019)):ti,ab,kw

2. (benazepril OR captopril OR cilazapril OR enalapril OR fosinopril OR imidapril OR lisinopril OR moexipril OR perindopril OR quinapril OR ramipril OR trandolapril OR "angiotensin-converting enzyme inhibitor" OR "angiotensin-converting enzyme inhibitors" OR "ACE inhibitor" OR "ACE inhibitors" OR ACEI OR ACEIs OR azilsartan OR candesartan OR eprosartan OR irbesartan OR losartan OR olmesartan OR telmisartan OR valsartan OR "angiotensin receptor blockade" OR "angiotensin receptor blocker" OR "angiotensin receptor blockers" OR "angiotensin receptor antagonist" OR "angiotensin receptor antagonists" OR "angiotensin II receptor blocker" OR "angiotensin II receptor blockers" OR "angiotensin II type 1 receptor blocker" OR "angiotensin II type 1 receptor blockers" OR ARB OR ARBs OR "RAS inhibitor" OR "RAS inhibitors" OR "renin-angiotensin system blocker" OR "renin-angiotensin system blockers" OR "renin-angiotensin system antagonist" OR "renin-angiotensin system antagonists"):ti,ab,kw

3. #1 AND #2

eTable 3. Trials registered in clinicaltrials.gov that evaluated the effect of ACEIs and ARBs on COVID-19 patients

Identifier	Study title	Experimental arm	Control arm	Country	Status	Estimated study completion date
NCT04329195	ACE Inhibitors or ARBs Discontinuation in Context of SARS-CoV-2 Pandemic (ACORES-2)	Discontinuation of RAS blockers	Continuation of RAS blockers	France	Recruiting	May, 2020
NCT04355429	Efficacy of captopril in COVID-19 patients with severe acute respiratory syndrome (SARS) CoV-2 Pneumonia (CAPTOCOVID)	Standard of care plus captopril	Standard of care	France	Not yet recruiting	August, 2020
NCT04335123	Study of open label losartan in COVID-19	Losartan	None	USA	Recruiting	October, 2020
NCT04340557	Do angiotensin receptor blockers mitigate progression to acute respiratory distress syndrome with SARS-CoV-2 infection	Standard of care plus an ARB	Standard of care	USA	Recruiting	December, 2020
NCT04351581	Effects of discontinuing renin-angiotensin system inhibitors in patients with COVID-19 (RASCOVID-19)	Continuation of ACEIs/ARBs	Discontinuation of ACEIs/ARBs	Denmark	Recruiting	December, 2020
NCT04338009	Elimination or prolongation of ACE inhibitors and ARB in Coronavirus Disease 2019 (REPLACECOVID)	Discontinuation of ACEIs/ARBs	Continuation of ACEIs/ARBs	USA	Enrolling by invitation	December, 2020
NCT04345406	Angiotensin converting enzyme inhibitors in treatment of COVID-19	ACEIs (enalapril or captopril)	Chloroquine	Egypt	Not yet recruiting	December, 2020
NCT04364893	Angiotensin receptor blockers and angiotensin-converting enzyme inhibitors and adverse outcomes in patients with COVID-19 (BRACE-CORONA)	Maintenance of ARBs and ACEIs	Suspension of ARBs and ACEIs	Brazil	Not yet recruiting	December, 2020
NCT04394117	Controlled evaluation of angiotensin receptor blockers for COVID-19 respiratory disease (CLARITY)	Standard of care plus ARBs	Standard of care	Australia	Not yet recruiting	January, 2020
NCT04330300	Coronavirus (COVID-19) ACEI/ARB investigation (CORONACION)	Alternative anti-hypertensive medication	Continue ACEIs/ARBs antihypertensive	Ireland	Recruiting	March, 2021
NCT04312009	Losartan for patients with COVID-19 requiring hospitalization	Losartan	Placebo	USA	Recruiting	April, 2021

NCT04311177	Losartan for patients with COVID-19 not requiring hospitalization	Losartan	Placebo	USA	Recruiting	April, 2021
NCT04366050	Ramipril for the Treatment of COVID-19 (RAMIC)	Ramipril	Placebo	USA	Not yet recruiting	April, 2021
NCT04335786	Valsartan for prevention of acute respiratory distress syndrome in hospitalized patients with SARS-COV-2 (COVID-19) infection disease	Valsartan	Placebo	Netherlands	Recruiting	August, 2021
NCT04343001	Coronavirus response - active support for hospitalized COVID-19 patients (CRASH-19)	Aspirin, Losartan, Simvastatin	Standard of care	Nigeria, Pakistan	Not yet recruiting	August, 2021
NCT04353596	Stopping ACE-inhibitors in COVID-19 (ACEI-COVID)	Stopping/replacing ACEIs and ARBs	No intervention	Germany	Recruiting	May, 2022

Abbreviations: ACEIs, angiotensin-converting enzyme inhibitors; ARBs, angiotensin receptor blockers; COVID-19, coronavirus disease 2019; USA, united states of america.

eTable 4. Newcastle-Ottawa scale for risk of bias assessment of cross-sectional studies

Study	SELECTION				COMPARABILITY	OUTCOME		Total (maximum = 10)
	Representativeness	Sample size	Non-respondents	Ascertainment of the exposure		Assessment of the outcome	Statistical test	
Guo, 2020	*	-	*	*	-	**	-	5
Peng, 2020	*	-	*	*	-	**	-	5
Meng, 2020	*	-	*	*	-	**	-	5
Liu, 2020	*	-	*	*	*	**	*	7
Zeng, 2020	*	-	*	*	-	**	-	5
Yun, 2020	*	-	*	*	-	**	-	5
Li, 2020	*	*	*	*	-	**	-	6
Argenziano, 2020	*	*	*	*	-	**	-	6
Chen, 2020	*	-	*	*	-	**	-	5
Ashraf, 2020	*	-	*	*	-	**	-	5
Richardson, 2020	*	*	*	*	-	**	-	6
Ip, 2020	*	*	*	*	-	**	-	6
Tedeschi, 2020	*	-	*	*	**	**	*	8
Wang, 2020	*	-	*	*	-	**	-	5
Reynolds, 2020	*	*	*	*	**	**	*	9
Mancia, 2020	*	*	*	*	-	**	-	6
Jurado, 2020	*	*	*	*	-	**	-	6
Regina, 2020	*	*	*	*	-	**	-	6
Tan, 2020	*	*	*	*	-	**	-	6

Zhou, 2020	*	-	*	*	-	**	-	5
Conversano, 2020	*	*	*	*	-	**	*	7

eTable 5. Newcastle-Ottawa scale for risk of bias assessment of case control studies

Study	SELECTION				COMPARABILITY	EXPOSURE			Total (maximum = 9)
	Is the case definition adequate	Representativeness of the cases	Selection of Controls	Definition of Controls		Ascertainment of exposure	Same method of ascertainment for cases and controls	Non-Response rate	
Bravi, 2020	*	*	-	*	**	*	*	*	8
Yan, 2020	*	*	*	*	**	*	*	*	9

eTable 6. Newcastle-Ottawa scale for risk of bias assessment of cohort studies

Study	SELECTION				COMPARABILITY	OUTCOME			Total (maximum = 9)
	Representativeness of the exposed cohort	Selection of the non-exposed cohort	Ascertainment of the exposure	Outcome status at start of study		Assessment of the outcome	Length of follow-up	Adequacy of follow-up	
Bean, 2020	*	*	*	*	-	*	*	*	7
Feng, 2020	*	*	*	*	-	*	*	*	7
Zhang, 2020	*	*	*	*	**	*	*	*	9
Giorgi, 2020	*	*	*	*	*	*	*	*	8
Benelli, 2020	*	*	*	*	-	*	*	*	7
Lee, 2020	*	*	*	*	**	*	*	*	9
Yang, 2020	*	*	*	*	-	*	*	*	7
Rentsch, 2020	*	*	*	*	**	*	*	*	9
Baker, 2020	*	*	*	*	-	*	*	*	7
De Spiegeleer, 2020	*	*	*	*	**	*	*	*	9
Huang, 2020	*	*	*	*	-	*	*	*	7
Jung, 2020	*	*	*	*	**	*	*	*	9
Khera, 2020	*	*	*	*	**	*	*	*	9
Kim, 2020	*	*	*	*	**	*	*	*	9
Rhee, 2020	*	*	*	*	**	*	*	*	9
Yuchen, 2020	*	*	*	*	-	*	*	*	7
Mehta, 2020	*	*	*	*	-	*	*	*	7

eTable 7. Adjusted effect measures of association between ACEIs/ARBs use and clinical outcomes in COVID-19 patients

Study	Outcome	Exposure	Effect measures (95% CI)	P-value	Adjusted variables
Zhang, 2020	All-cause mortality	ACEIs or ARBs	aHR: 0.42 (0.19-0.92)	0.03	Age, sex, diabetes, CAD, stroke, CKD, and in-hospital medications
Giorgi, 2020	All-cause mortality	ACEI	aHR: 0.97 (0.69-1.34)	NR	Age, sex, and Charlson comorbidity index
		ARB	aHR: 1.16 (0.83-1.64)	NR	
	Hospitalization	ACEI	aHR: 1.30 (1.10-1.50)	NR	
		ARB	aHR: 1.20 (1.00-1.50)	NR	
Lee, 2020	All-cause mortality	ACEIs or ARBs	aHR: 1.06 (0.67-1.66)	0.81	Age, sex, hypertension, diabetes, CAD, HF, stroke, CKD, and COPD
		ACEI	aHR: 0.72 (0.17-3.03)	0.65	
		ARB	aHR: 1.09 (0.69-1.69)	0.71	
Feng, 2020	COVID-19 severity	ACEIs or ARBs	aOR: 0.41 (0.05-3.19)	0.39	Age, sex, diabetes, and CVD
Bean, 2020	COVID-19 severity	ACEI	aOR: 0.29 (0.10-0.75)	<0.01	Age, sex, diabetes mellitus, CAD, and HF
Rentsch, 2020	Hospitalization	ACEIs or ARBs	aOR: 1.15 (0.71-1.87)	NR	Age, CKD, COPD, diabetes, hypertension, vascular disease, oxygen saturation, temperature, albumin, eGFR, FIB-4, WBC, and lymphocyte count
	ICU admission	ACEIs or ARBs	aOR: 1.66 (0.94-2.93)	NR	
Liu, 2020	COVID-19 severity (in >65 years)	ARB	aOR: 0.25 (0.06-0.98)	0.04	Sex
Yan, 2020	COVID-19 severity	ACEI	aOR: 1.23 (0.19-7.93)	0.83	Age, sex, and BMI
		ARB	aOR: 0.77 (0.36-1.63)	0.49	
Tedeschi, 2020	All-cause mortality	ACEIs or ARBs	aHR: 0.97 (0.68-1.39)	0.88	Age, sex, CVD, and COPD
Reynolds, 2020	COVID-19 severity	ACEI	aOR: 0.90 (0.70-1.14)	0.37	Age, sex, and comorbidities
		ARB	aOR: 0.99 (0.79-1.25)	0.95	
Bravi, 2020	COVID-19 severity	ACEIs or ARBs	aOR: 0.58 (0.34-1.01)	0.05	Age, sex, diabetes, CVD, COPD, cancer, and CKD
		ACEI	aOR: 0.70 (0.44-1.13)	0.15	
		ARB	aOR: 0.91 (0.56-1.47)	0.70	
De Spiegeleer, 2020	COVID-19 severity	ACEIs or ARBs	aOR: 0.48 (0.10-1.97)	0.31	Age, sex, functional status, hypertension, and diabetes
Jung, 2020	All-cause mortality	ACEIs or ARBs	aOR: 0.88 (0.53-1.44)	0.60	Age, sex, Charlson comorbidity index, immunosuppression, and hospital type

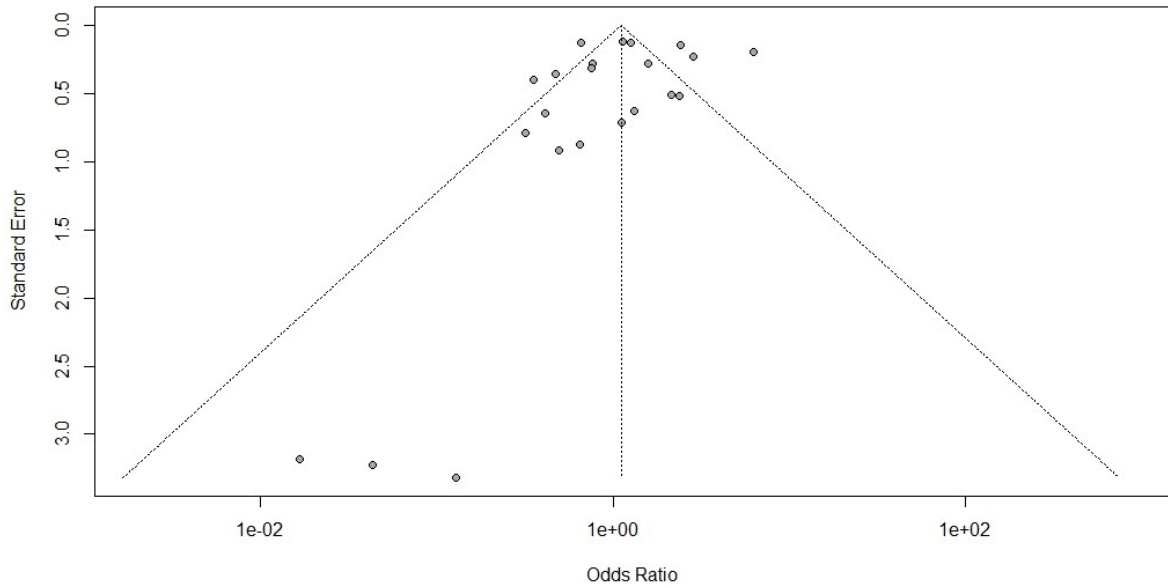
Khera, 2020	All-cause mortality	ACEI	aHR: 0.97 (0.81-1.16)	0.74	Age, sex, race, insurance type, diabetes, CAD, HF, CKD, Charlson comorbidity index, and number of anti-hypertensive agents
		ARB	aHR: 1.15 (0.95-1.38)	0.15	Age, sex, race, insurance type, diabetes, CAD, HF, CKD, Charlson comorbidity index, and number of anti-hypertensive agents
	Hospitalization	ACEI	aHR: 0.77 (0.53-1.13)	0.68	Age, sex, race, insurance type, diabetes, CAD, HF, CKD, Charlson comorbidity index, and number of anti-hypertensive agents
		ARB	aHR: 0.87 (0.61-1.25)	0.68	Age, sex, race, insurance type, diabetes, CAD, HF, CKD, Charlson comorbidity index, and number of anti-hypertensive agents
Kim, 2020	ICU admission	ARB	aRR: 1.07 (0.65-1.21)	NR	Age, sex, race, smoking, hypertension, obesity, diabetes, COPD, CVD, CKD, and immunosuppression
Rhee, 2020	COVID-19 severity	ACEIs or ARBs	aOR: 0.59 (0.25-1.43)	NR	Age, sex, comorbidity, and medications

Abbreviations: ACEIs, angiotensin-converting enzyme inhibitors; ARBs, angiotensin receptor blockers; NR, not reported; COVID-19, coronavirus disease 2019; aOR, adjusted odds ratio; aRR, adjusted risk ratio; aHR, adjusted hazard ratio; IC, interval confidence; ICU, intensive care unit; CAD, coronary artery disease; HF, heart failure; CKD, chronic kidney disease; CVD, cardiovascular disease; COPD, chronic obstructive pulmonary disease; eGFR, estimated glomerular filtration rate; FIB-4, fibrosis-4; WBC, white blood cell; BMI, body mass index; qSOFA, quick sepsis related organ failure assessment.

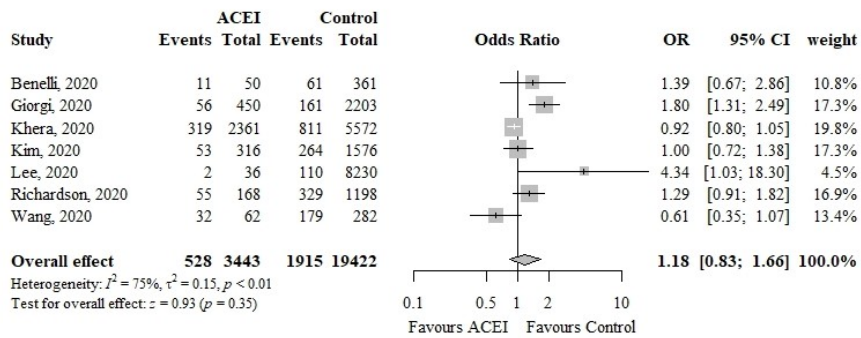
eTable 8. Sensitivity analysis: random-effects meta-analysis with the Hartung-Knapp adjustment

Outcome	Exposure	Number of studies	Effect measure (95%CI)	P-value
All-cause mortality	ACEIs or ARBs	22	OR: 1.11 (0.76-1.63)	0.57
	ACEIs or ARBs (cross-sectional)	11	OR: 0.86 (0.62-1.20)	0.34
	ACEIs or ARBs (cohort)	11	OR: 1.30 (0.65-2.59)	0.42
	ACEIs or ARBs (adjusted)	3	aHR: 0.83 (0.27-2.57)	0.54
	ACEI	7	OR: 1.18 (0.77-1.81)	0.39
	ACEI (adjusted)	3	aHR: 0.97 (0.88-1.07)	0.27
	ARB	6	OR: 1.79 (0.91-3.52)	0.08
	ARB (adjusted)	3	aHR: 1.14 (1.08-1.21)	<0.01
COVID-19 severity	ACEIs or ARBs	18	OR: 0.79 (0.57-1.09)	0.15
	ACEIs or ARBs (cross-sectional)	11	OR: 0.89 (0.54-1.48)	0.63
	ACEIs or ARBs (case-control)	2	OR: 0.70 (0.57-1.09)	0.45
	ACEIs or ARBs (cohort)	5	OR: 0.61 (0.37-1.00)	0.05
	ACEIs or ARBs (adjusted)	4	aOR: 0.56 (0.48-0.66)	<0.01
	ACEI	8	OR: 1.10 (0.48-2.51)	0.80
	ACEI (adjusted)	3	aOR: 0.66 (0.18-2.36)	0.29
	ARB	8	OR: 1.00 (0.73-1.37)	0.98
Hospital discharge	ARB (adjusted)	2	aOR: 0.97 (0.64-1.48)	0.58
	ACEIs or ARBs	3	OR: 2.27 (0.35-14.90)	0.20
Hospitalization	ACEIs or ARBs	4	OR: 1.83 (0.63-5.29)	0.17
	ACEI	4	OR: 1.63 (0.67-3.98)	0.18
	ARB	4	OR: 1.48 (0.72-3.05)	0.18
ICU admission	ACEIs or ARBs	6	OR: 1.45 (1.10-1.93)	0.02
	ACEI	5	OR: 1.16 (0.60-2.26)	0.57
	ARB	5	OR: 1.26 (0.74-2.14)	0.30
Mechanical ventilation	ACEIs or ARBs	7	OR: 1.39 (0.91-2.10)	0.11
Length of hospital stay	ACEIs or ARBs	5	MD: -0.96 (-2.83-0.90)	0.23
Troponin (µg/L)	ACEIs or ARBs	4	MD: -0.01 (-0.06-0.03)	0.44
Creatinine (µmol/L)	ACEIs or ARBs	6	MD: -0.58 (-11.25-10.10)	0.89
Procalcitonin (ng/mL)	ACEIs or ARBs	5	MD: -0.02 (-0.06-0.02)	0.28
C-reactive protein (mg/L)	ACEIs or ARBs	5	MD: -6.39 (-21.70-8.92)	0.31
Interleukin-6 (pg/mL)	ACEIs or ARBs	4	MD: -4.41 (-22.04-13.21)	0.48
D-dimer (nmol/L)	ACEIs or ARBs	6	MD: -0.91 (-3.34-1.52)	0.38

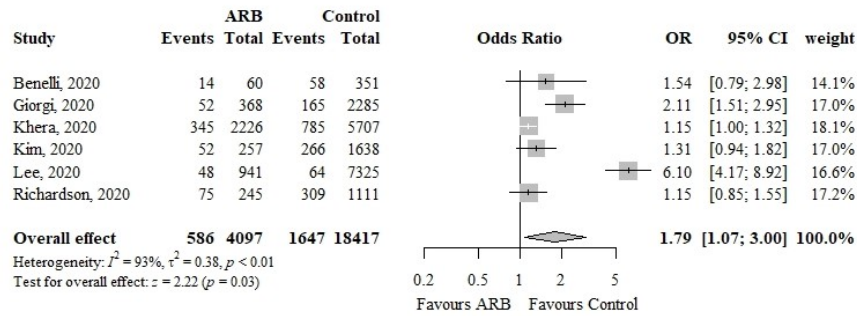
Abbreviations: 95%CI, 95% confidence interval; OR, odds ratio; aHR, adjusted hazard ratio; aOR, adjusted odds ratio; MD, mean difference; ACEIs, angiotensin-converting enzyme inhibitors; ARBs, angiotensin receptor blockers; COVID-19, coronavirus disease 2019; ICU, intensive care unit.



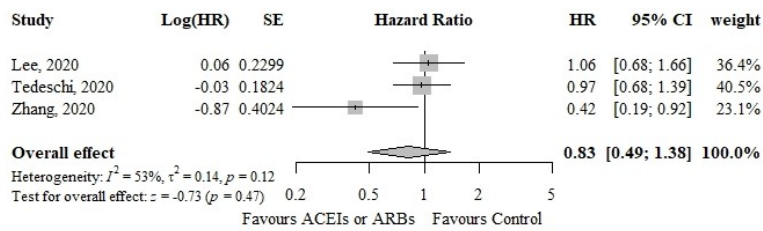
eFigure 1. Funnel plot of all-cause mortality in COVID-19 patients



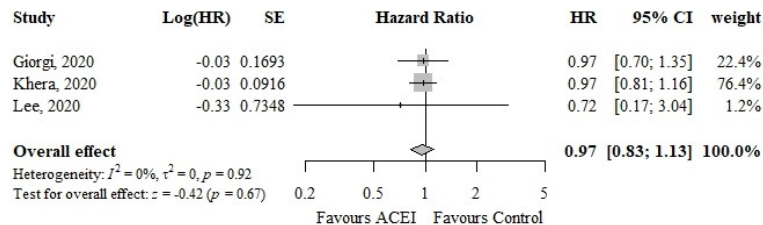
eFigure 2. Forest plot showing the association between ACEI use and all-cause mortality in COVID-19 patients



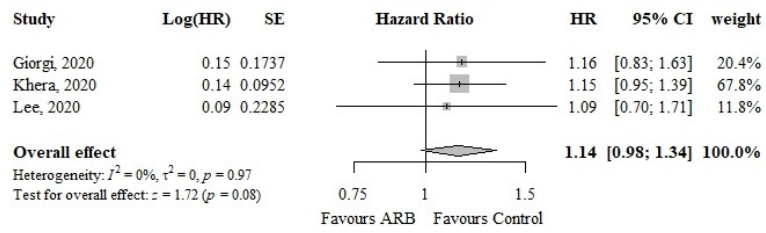
eFigure 3. Forest plot showing the association between ARB use and all-cause mortality in COVID-19 patients



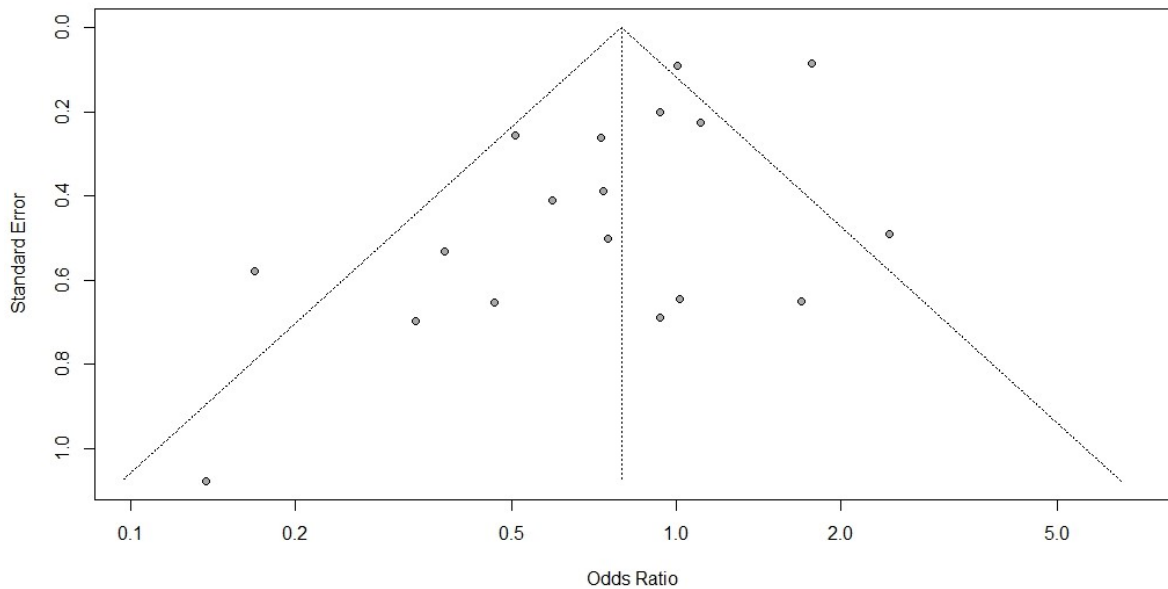
eFigure 4. Forest plot showing the association between ACEIs or ARBs use and all-cause mortality in COVID-19 patients (adjusted estimates)



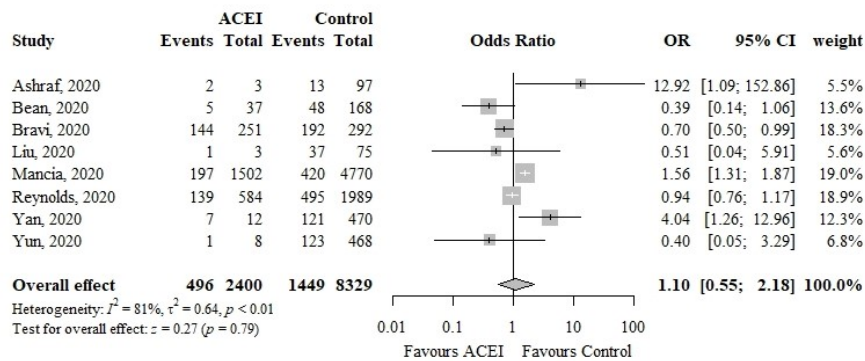
eFigure 5. Forest plot showing the association between ACEI use and all-cause mortality in COVID-19 patients (adjusted estimates)



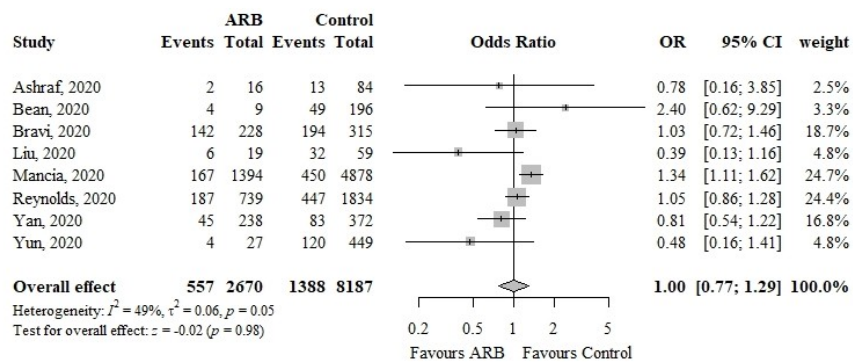
eFigure 6. Forest plot showing the association between ARB use and all-cause mortality in COVID-19 patients (adjusted estimates)



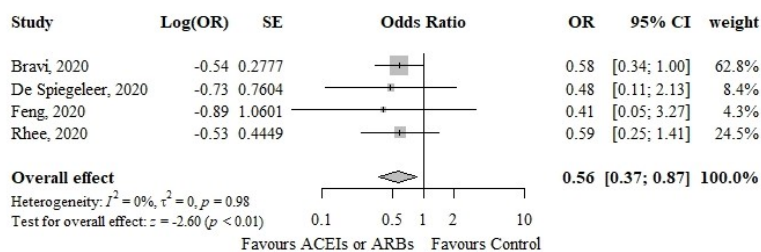
eFigure 7. Funnel plot of COVID-19 severity



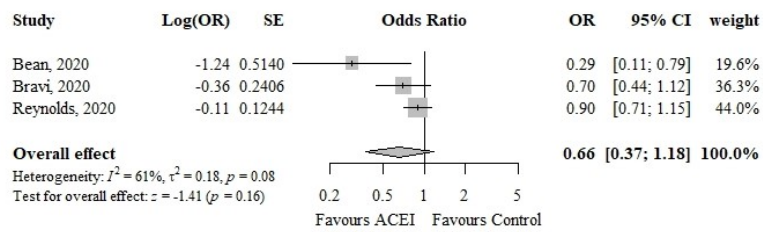
eFigure 8. Forest plot showing the association between ACEI use and COVID-19 severity



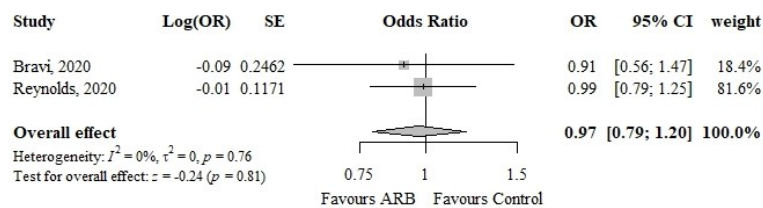
eFigure 9. Forest plot showing the association between ARB use and COVID-19 severity



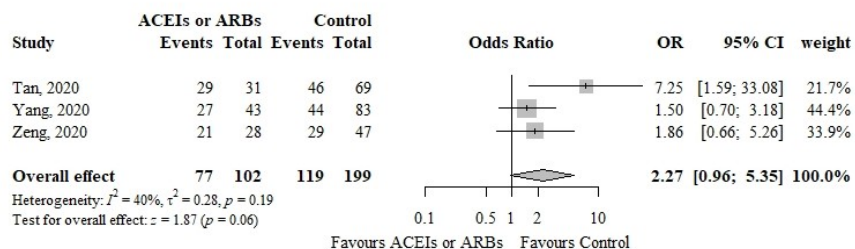
eFigure 10. Forest plot showing the association between ACEIs or ARBs use and COVID-19 severity (adjusted estimates)



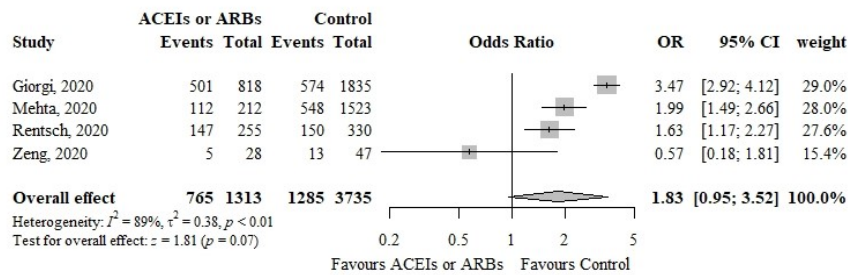
eFigure 11. Forest plot showing the association between ACEI use and COVID-19 severity (adjusted estimates)



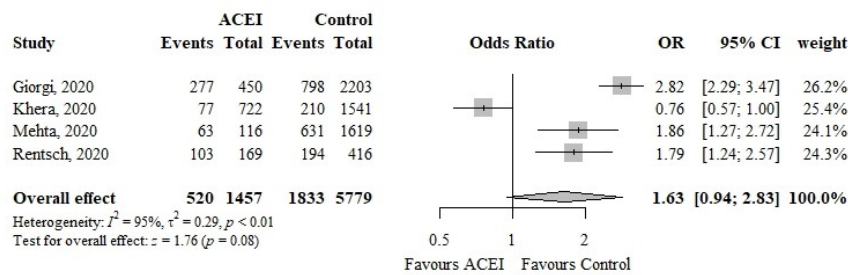
eFigure 12. Forest plot showing the association between ARB use and COVID-19 severity (adjusted estimates)



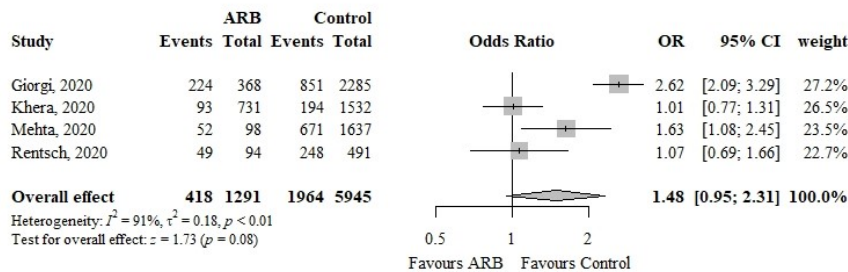
eFigure 13. Forest plot showing the association between ACEIs or ARBs use and hospital discharge in COVID-19 patients



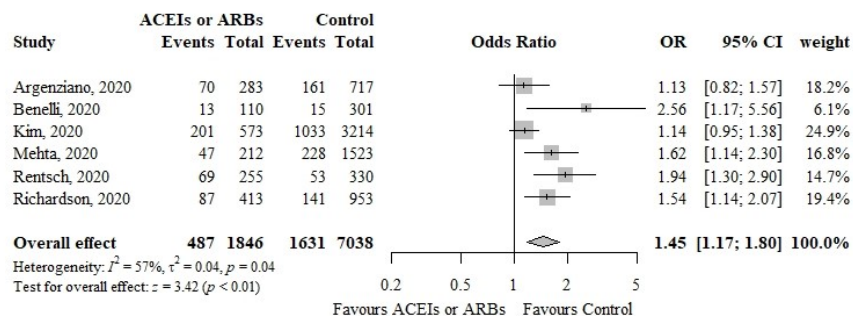
eFigure 14. Forest plot showing the association between ACEIs or ARBs use and hospitalization in COVID-19 patients



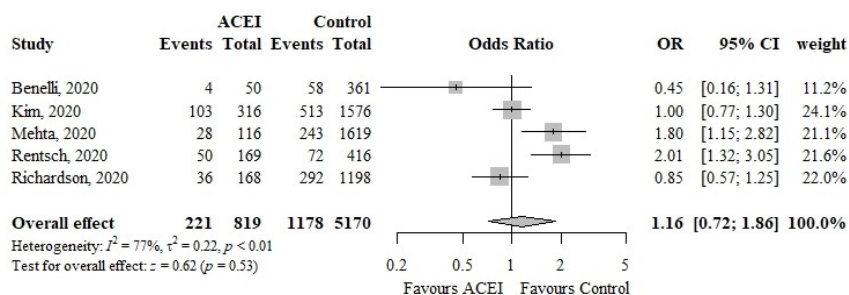
eFigure 15. Forest plot showing the association between ACEI use and hospitalization in COVID-19 patients



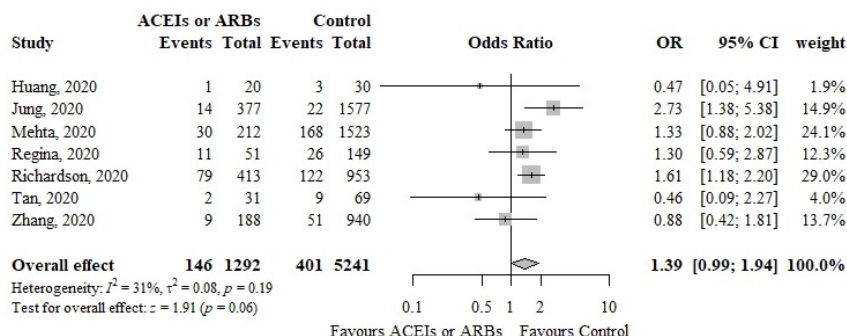
eFigure 16. Forest plot showing the association between ARB use and hospitalization in COVID-19 patients



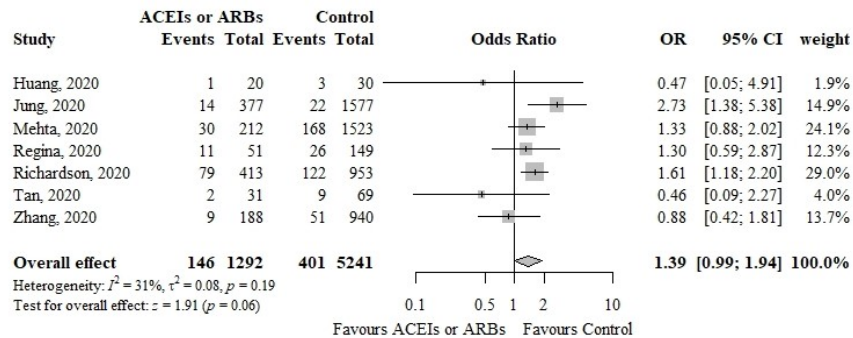
eFigure 17. Forest plot showing the association between ACEIs or ARBs use and ICU admission in COVID-19 patients



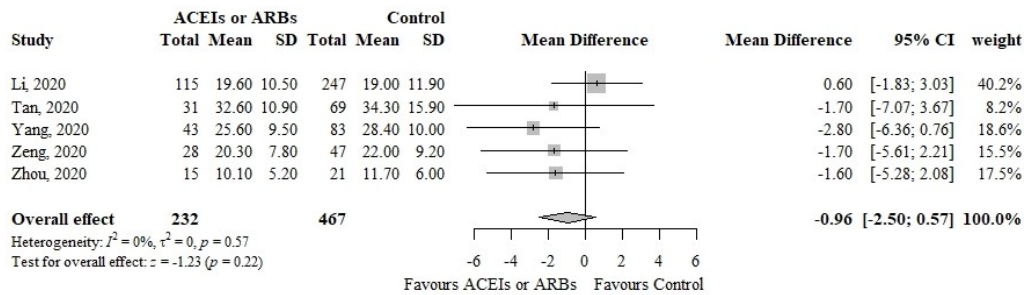
eFigure 18. Forest plot showing the association between ACEI use and ICU admission in COVID-19 patients



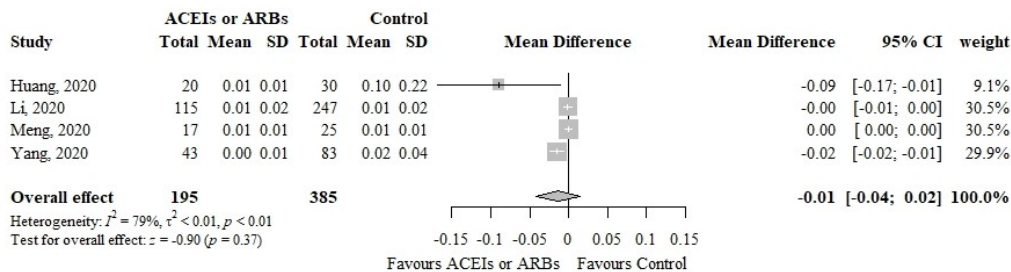
eFigure 19. Forest plot showing the association between ARB use and ICU admission in COVID-19 patients



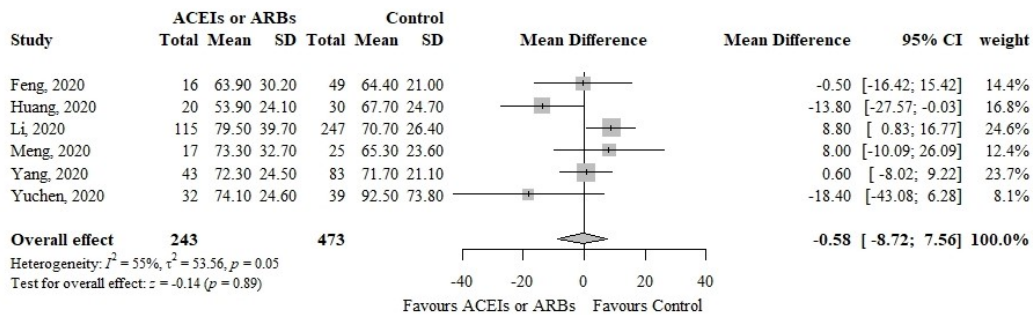
eFigure 20. Forest plot showing the association between ACEIs or ARBs use and mechanical ventilation in COVID-19 patients



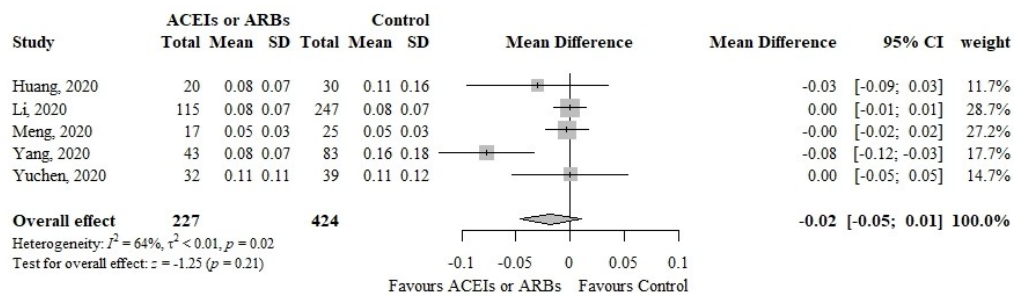
eFigure 21. Forest plot showing the association between ACEIs or ARBs use and length of hospital stay in COVID-19 patients



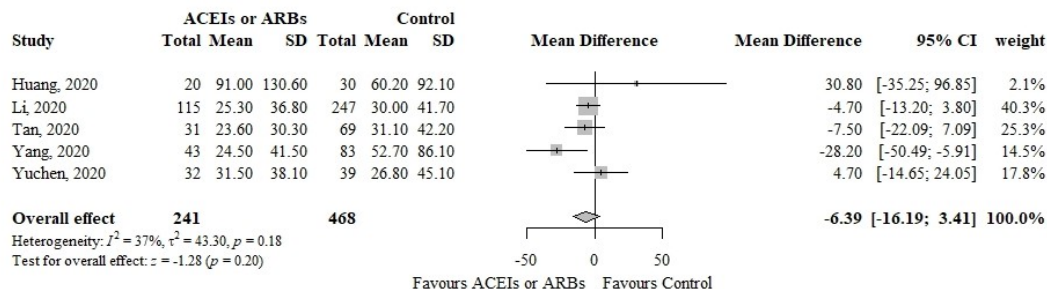
eFigure 22. Forest plot showing the association between ACEIs or ARBs use and troponin level in COVID-19 patients



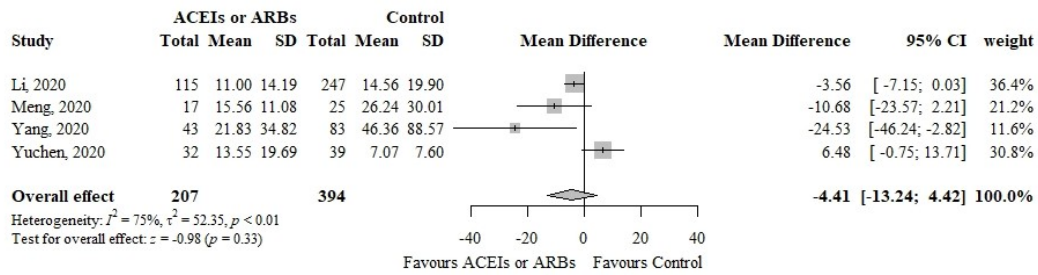
eFigure 23. Forest plot showing the association between ACEIs or ARBs use and creatinine level in COVID-19 patients



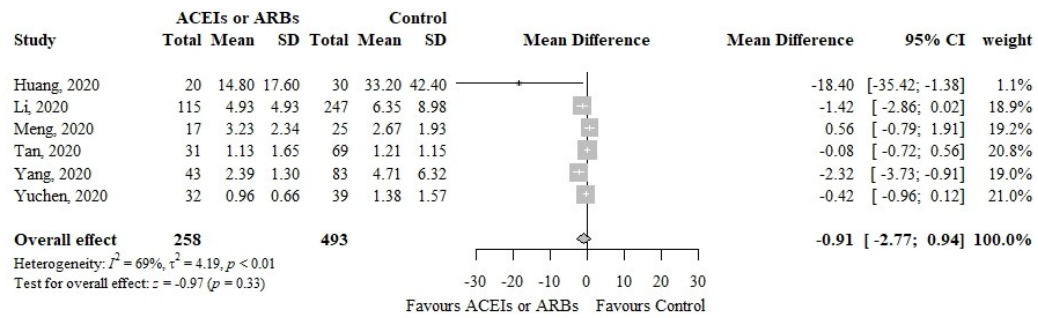
eFigure 24. Forest plot showing the association between ACEIs or ARBs use and procalcitonin level in COVID-19 patients



eFigure 25. Forest plot showing the association between ACEIs or ARBs use and CRP level in COVID-19 patients



eFigure 26. Forest plot showing the association between ACEIs or ARBs use and IL-6 level in COVID-19 patients



eFigure 27. Forest plot showing the association between ACEIs or ARBs use and D-dimer level in COVID-19 patients