

1 **Liver Chemistries in Patients with Severe or Non-severe**
2 **COVID-19: A Meta-Analysis**

3

4 **Short title:** Liver Chemistries in COVID-19

5

6 Xuan Dong^{1,2*}, Dan-Yi Zeng^{2*}, Yan-Yan Cai^{1*}, Wei-Ming Chen², Qing-Qing Xing¹,
7 Yan-Dan Ren³, Mei-Zhu Hong^{4†}, and Jin-Shui Pan^{1,2†}

8

9 ¹Liver Research Center, the First Affiliated Hospital of Fujian Medical University,
10 Fuzhou, Fujian, China;

11 ²School of Medicine, Xiamen University, Xiamen, Fujian, China;

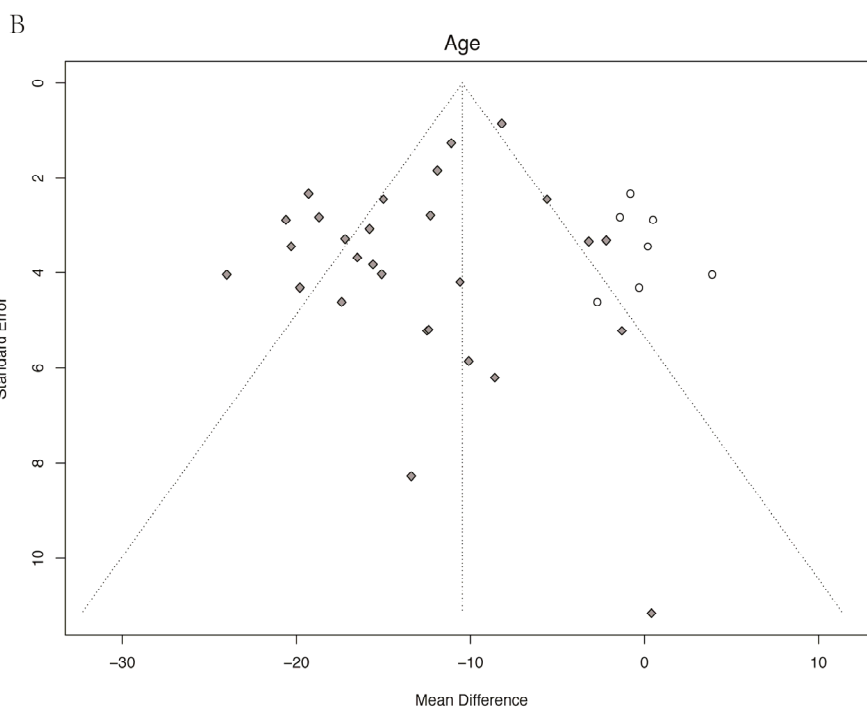
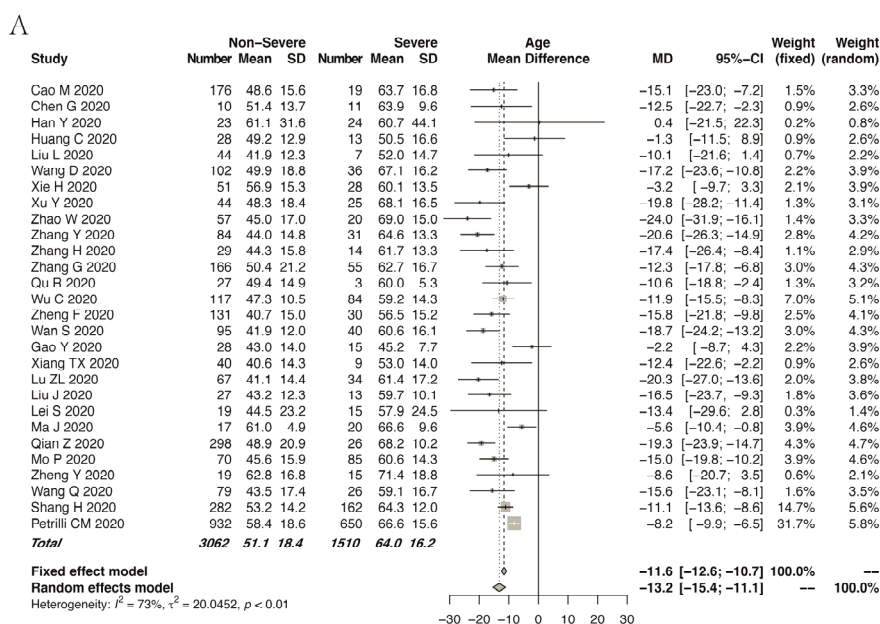
12 ³Department of Gastroenterology, Zhongshan Hospital Affiliated to Xiamen
13 University, Xiamen, Fujian, China;

14 ⁴Department of Traditional Chinese Medicine, Zhongshan Hospital Affiliated to
15 Xiamen University, Xiamen, Fujian, China

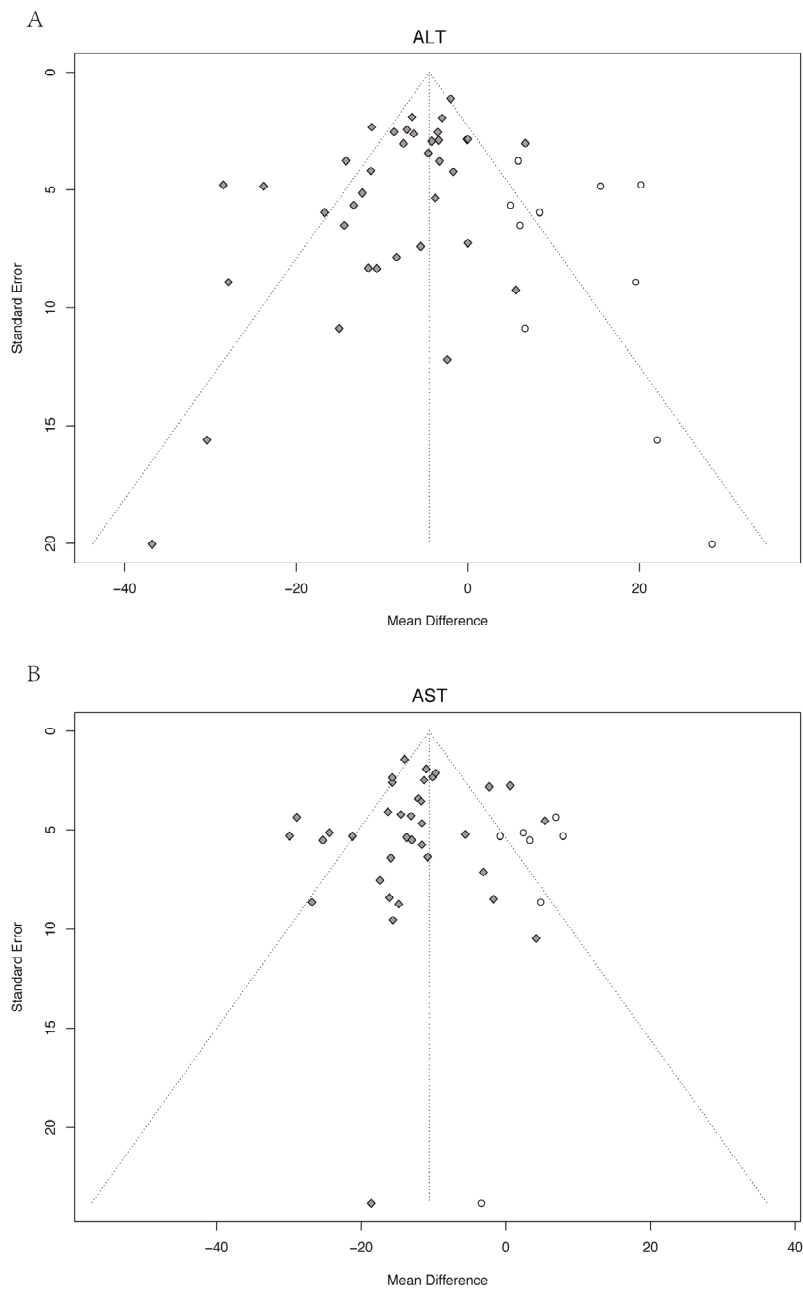
16

17

18 SUPPLEMENTARY FIGURE LEGENDS



- 19
 20 Supplementary Figure 1. Association between age and disease severity
 21 A, Forest plot for the association of age and disease severity. B, Funnel plot for the
 22 association of age and disease severity.

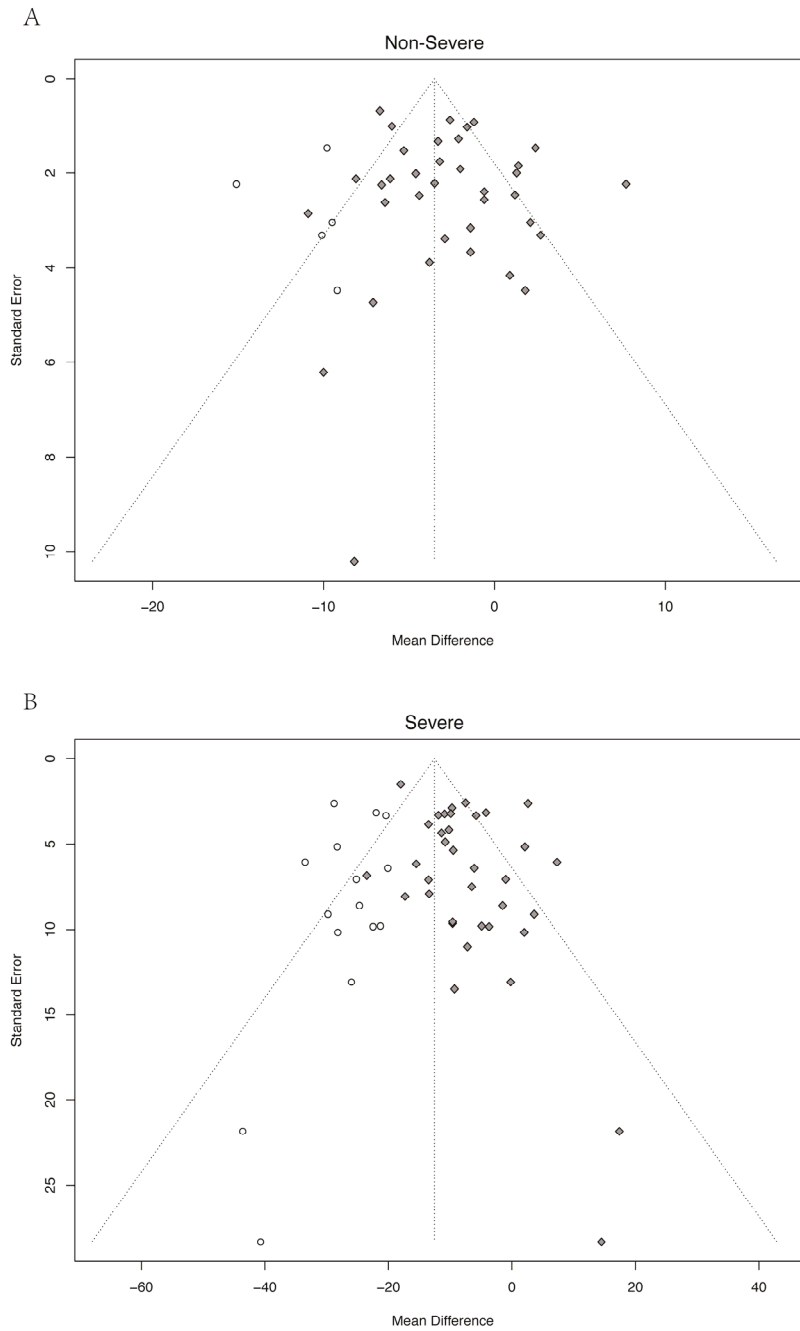


23

24 Supplementary Figure 2. Funnel plot for the association of ALT/AST level and
25 disease severity

26 A, Funnel plot for the association of ALT level and disease severity. B, Funnel plot
27 for the association of AST level and disease severity.

28 Abbreviations: ALT, alanine aminotransferase; AST, aspartate aminotransferase.



29

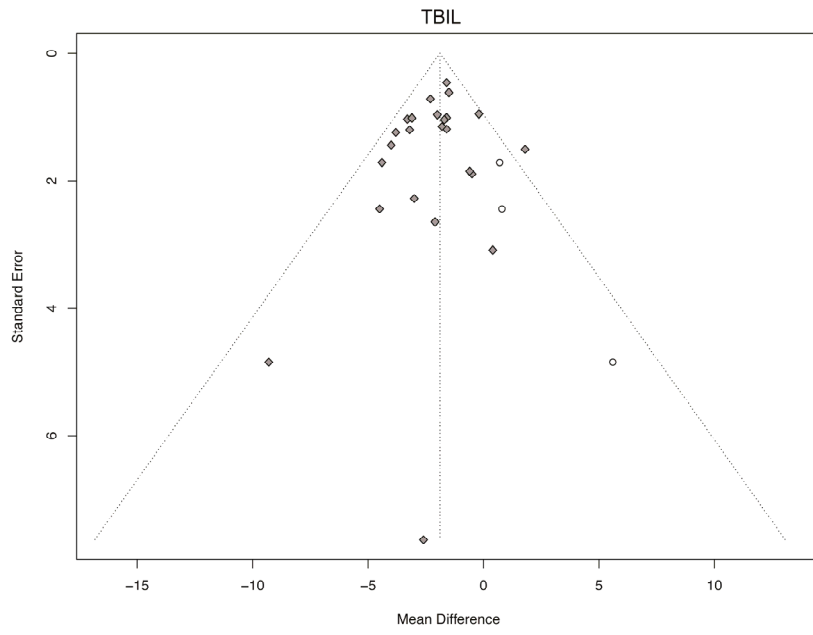
30 Supplementary Figure 3. Funnel plot for the comparison between ALT and AST

31 levels stratified by disease severity

32 A, Funnel plot for the comparison of ALT and AST levels in the non-severe cases. B,

33 Funnel plot for the comparison between ALT and AST level in the severe cases.

34 Abbreviations: ALT, alanine aminotransferase; AST, aspartate aminotransferase.



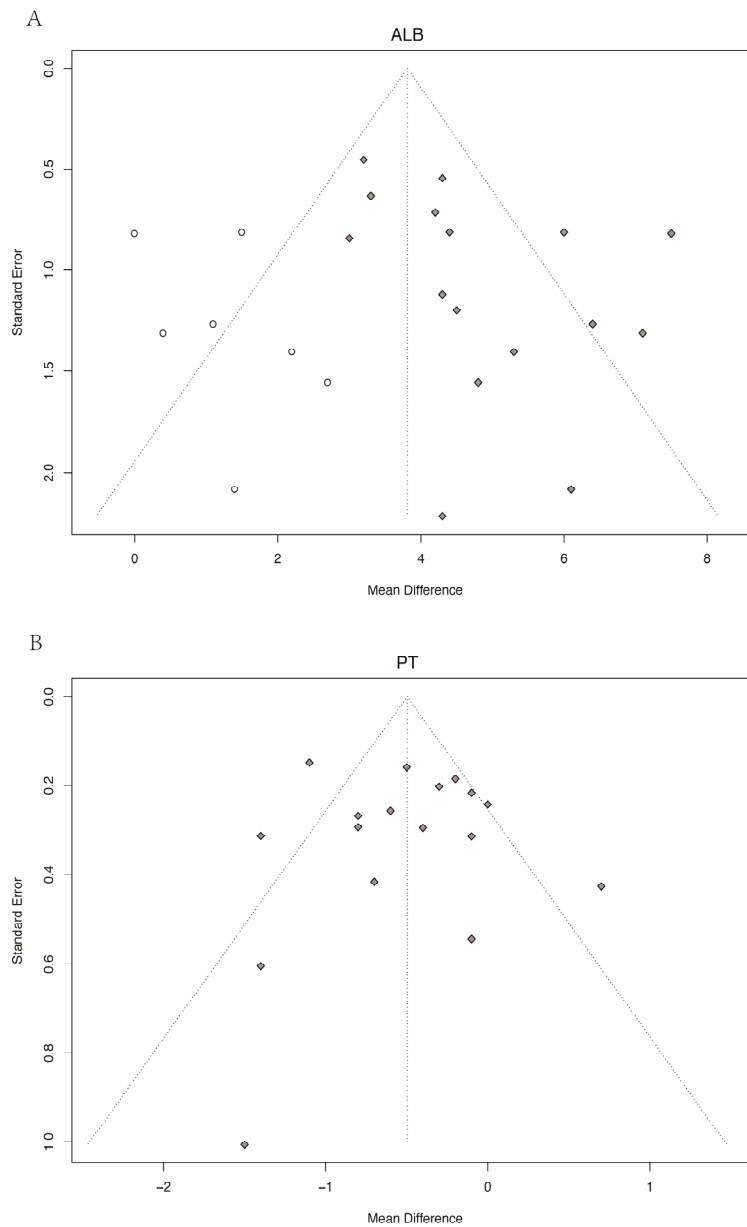
35

36 Supplementary Figure 4. Funnel plot for the association of TBIL level and disease
37 severity

38 Abbreviations: TBIL, total bilirubin.

39

40



41

42 Supplementary Figure 5. Funnel plot for the association of ALB level/PT and disease
43 severity

44 A, Funnel plot for the association of ALB level and disease severity. B, Funnel plot
45 for the association of PT and disease severity. Abbreviations: ALB, albumin; PT,
46 prothrombin time.