

## SUPPLEMENTAL MATERIALS

### Major Depressive Disorder Working Group of the Psychiatric Genomics Consortium

Naomi R Wray\* 1, 2  
Stephan Ripke\* 3, 4, 5  
Manuel Mattheisen\* 6, 7, 8  
Maciej Trzaskowski 1  
Enda M Byrne 1  
Abdel Abdellaoui 9  
Mark J Adams 10  
Esben Agerbo 11, 12, 13  
Tracy M Air 14  
Till F M Andlauer 15, 16  
Silviu-Alin Bacanu 17  
Marie Bækvad-Hansen 13, 18  
Aartjan T F Beekman 19  
Tim B Bigdeli 17, 20  
Elisabeth B Binder 15, 21  
Julien Bryois 22  
Henriette N Buttenschøn 13, 23, 24  
Jonas Bybjerg-Grauholm 13, 18  
Na Cai 25, 26  
Enrique Castelao 27  
Jane Hvarregaard Christensen 8, 13, 24  
Toni-Kim Clarke 10  
Jonathan R I Coleman 28  
Lucía Colodro-Conde 29  
Baptiste Couvy-Duchesne 2, 30  
Nick Craddock 31  
Gregory E Crawford 32, 33  
Gail Davies 34  
Ian J Deary 34  
Franziska Degenhardt 35  
Eske M Derks 29  
Nese Direk 36, 37  
Conor V Dolan 9  
Erin C Dunn 38, 39, 40  
Thalia C Eley 28  
Valentina Escott-Price 41  
Farnush Farhadi Hassan Kiadeh 42  
Hilary K Finucane 43, 44  
Jerome C Foo 45  
Andreas J Forstner 35, 46, 47, 48  
Josef Frank 45  
Hélène A Gaspar 28  
Michael Gill 49  
Fernando S Goes 50  
Scott D Gordon 29  
Jakob Grove 8, 13, 24, 51  
Lynsey S Hall 10, 52  
Christine Søholm Hansen 13, 18  
Thomas F Hansen 53, 54, 55  
Stefan Herms 35, 47  
Ian B Hickie 56  
Per Hoffmann 35, 47  
Georg Homuth 57  
Carsten Horn 58  
Jouke-Jan Hottenga 9  
David M Hougaard 13, 18  
David M Howard 10, 28  
Marcus Ising 59  
Rick Jansen 19  
Ian Jones 60  
Lisa A Jones 61  
Eric Jorgenson 62  
James A Knowles 63  
Isaac S Kohane 64, 65, 66  
Julia Kraft 4  
Warren W. Kretschmar 67  
Zoltán Kutalik 68, 69  
Yihan Li 67  
Penelope A Lind 29  
Donald J MacIntyre 70, 71  
Dean F MacKinnon 50  
Robert M Maier 2  
Wolfgang Maier 72  
Jonathan Marchini 73  
Hamdi Mbarek 9  
Patrick McGrath 74  
Peter McGuffin 28  
Sarah E Medland 29  
Divya Mehta 2, 75  
Christel M Middeldorp 9, 76, 77  
Evelin Mihailov 78  
Yuri Milaneschi 19  
Lili Milani 78  
Francis M Mondimore 50  
Grant W Montgomery 1  
Sara Mostafavi 79, 80  
Niamh Mullins 28  
Matthias Nauck 81, 82  
Bernard Ng 80  
Michel G Nivard 9  
Dale R Nyholt 83  
Paul F O'Reilly 28  
Hogni Oskarsson 84  
Michael J Owen 60  
Jodie N Painter 29  
Carsten Bøcker Pedersen 11, 12, 13  
Marianne Giørtz Pedersen 11, 12, 13  
Roseann E Peterson 17, 85  
Erik Pettersson 22  
Wouter J Peyrot 19  
Giorgio Pistis 27  
Danielle Posthuma 86, 87  
Jorge A Quiroz 88  
Per Qvist 8, 13, 24  
John P Rice 89  
Brien P. Riley 17  
Margarita Rivera 28, 90  
Saira Saeed Mirza 36  
Robert Schoevers 91  
Eva C Schulte 92, 93  
Ling Shen 62  
Jianxin Shi 94  
Stanley I Shyn 95  
Engilbert Sigurdsson 96  
Grant C B Sinnamón 97  
Johannes H Smit 19  
Daniel J Smith 98  
Hreinn Stefansson 99  
Stacy Steinberg 99  
Fabian Streit 45  
Jana Strohmaier 45  
Katherine E Tansey 100  
Henning Teismann 101  
Alexander Teumer 102  
Wesley Thompson 13, 54, 103, 104  
Pippa A Thomson 105  
Thorgeir E Thorgeirsson 99  
Matthew Traylor 106  
Jens Treutlein 45  
Vassily Trubetskoy 4  
Andrés G Uitterlinden 107  
Daniel Umbricht 108  
Sandra Van der Auwera 109  
Albert M van Hemert 110  
Alexander Viktorin 22  
Peter M Visscher 1, 2  
Yunpeng Wang 13, 54, 104  
Bradley T. Webb 111  
Shantel Marie Weinsheimer 13, 54  
Jürgen Wellmann 101  
Gonneke Willemsen 9  
Stephanie H Witt 45  
Yang Wu 1  
Hualin S Xi 112

Jian Yang 2, 113  
Futao Zhang 1  
Volker Arolt 114  
Bernhard T Baune 115, 116, 117  
Klaus Berger 101  
Dorret I Boomsma 9  
Sven Cichon 35, 47, 118, 119  
Udo Dannlowski 114  
EJC de Geus 9, 120  
J Raymond DePaulo 50  
Enrico Domenici 121  
Katharina Domschke 122, 123  
Tõnu Esko 5, 78  
Hans J Grabe 109  
Steven P Hamilton 124  
Caroline Hayward 125  
Andrew C Heath 89  
Kenneth S Kendler 17  
Stefan Kloiber 59, 126, 127  
Glyn Lewis 128

Qingqin S Li 129  
Susanne Lucae 59  
Pamela AF Madden 89  
Patrik K Magnusson 22  
Nicholas G Martin 29  
Andrew M McIntosh 10, 34  
Andres Metspalu 78, 130  
Ole Mors 13, 131  
Preben Bo Mortensen 11, 12,  
13, 24  
Bertram Müller-Myhsok 15,  
132, 133  
Merete Nordentoft 13, 134  
Markus M Nöthen 35  
Michael C O'Donovan 60  
Sara A Paciga 135  
Nancy L Pedersen 22  
Brenda WJH Penninx 19  
Roy H Perlis 38, 136  
David J Porteous 105

James B Potash 137  
Martin Preisig 27  
Marcella Rietschel 45  
Catherine Schaefer 62  
Thomas G Schulze 45, 93, 138,  
139, 140  
Jordan W Smoller 38, 39, 40  
Kari Stefansson 99, 141  
Henning Tiemeier 36, 142, 143  
Rudolf Uher 144  
Henry Völzke 102  
Myrna M Weissman 74, 145  
Thomas Werge 13, 54, 146  
Cathryn M Lewis\* 28, 147  
Douglas F Levinson\* 148  
Gerome Breen\* 28, 149  
Anders D Børglum\* 8, 13, 24  
Patrick F Sullivan\* 22, 150,  
151,

- 1, Institute for Molecular Bioscience, The University of Queensland, Brisbane, QLD, AU
- 2, Queensland Brain Institute, The University of Queensland, Brisbane, QLD, AU
- 3, Analytic and Translational Genetics Unit, Massachusetts General Hospital, Boston, MA, US
- 4, Department of Psychiatry and Psychotherapy, Universitätsmedizin Berlin Campus Charité Mitte, Berlin, DE
- 5, Medical and Population Genetics, Broad Institute, Cambridge, MA, US
- 6, Department of Psychiatry, Psychosomatics and Psychotherapy, University of Würzburg, Würzburg, DE
- 7, Centre for Psychiatry Research, Department of Clinical Neuroscience, Karolinska Institutet, Stockholm, SE
- 8, Department of Biomedicine, Aarhus University, Aarhus, DK
- 9, Dept of Biological Psychology & EMGO+ Institute for Health and Care Research, Vrije Universiteit Amsterdam, Amsterdam, NL
- 10, Division of Psychiatry, University of Edinburgh, Edinburgh, GB
- 11, Centre for Integrated Register-based Research, Aarhus University, Aarhus, DK
- 12, National Centre for Register-Based Research, Aarhus University, Aarhus, DK
- 13, iPSYCH, The Lundbeck Foundation Initiative for Integrative Psychiatric Research., DK
- 14, Discipline of Psychiatry, University of Adelaide, Adelaide, SA, AU
- 15, Department of Translational Research in Psychiatry, Max Planck Institute of Psychiatry, Munich, DE
- 16, Department of Neurology, Klinikum rechts der Isar, Technical University of Munich, Munich, DE
- 17, Department of Psychiatry, Virginia Commonwealth University, Richmond, VA, US
- 18, Center for Neonatal Screening, Department for Congenital Disorders, Statens Serum Institut, Copenhagen, DK
- 19, Department of Psychiatry, Vrije Universiteit Medical Center and GGZ inGeest, Amsterdam, NL
- 20, Virginia Institute for Psychiatric and Behavior Genetics, Richmond, VA, US
- 21, Department of Psychiatry and Behavioral Sciences, Emory University School of Medicine, Atlanta, GA, US
- 22, Department of Medical Epidemiology and Biostatistics, Karolinska Institutet, Stockholm, SE
- 23, Department of Clinical Medicine, Translational Neuropsychiatry Unit, Aarhus University, Aarhus, DK
- 24, iSEQ, Centre for Integrative Sequencing, Aarhus University, Aarhus, DK
- 25, Human Genetics, Wellcome Trust Sanger Institute, Cambridge, GB
- 26, Statistical genomics and systems genetics, European Bioinformatics Institute (EMBL-EBI), Cambridge, GB
- 27, Department of Psychiatry, Lausanne University Hospital and University of Lausanne, Lausanne, CH
- 28, Social, Genetic and Developmental Psychiatry Centre, King's College London, London, GB
- 29, Genetics and Computational Biology, QIMR Berghofer Medical Research Institute, Brisbane, QLD, AU
- 30, Centre for Advanced Imaging, The University of Queensland, Brisbane, QLD, AU
- 31, Psychological Medicine, Cardiff University, Cardiff, GB
- 32, Center for Genomic and Computational Biology, Duke University, Durham, NC, US
- 33, Department of Pediatrics, Division of Medical Genetics, Duke University, Durham, NC, US

34, Centre for Cognitive Ageing and Cognitive Epidemiology, University of Edinburgh, Edinburgh, GB  
35, Institute of Human Genetics, University of Bonn, School of Medicine & University Hospital Bonn, Bonn, DE  
36, Epidemiology, Erasmus MC, Rotterdam, Zuid-Holland, NL  
37, Psychiatry, Dokuz Eylul University School Of Medicine, Izmir, TR  
38, Department of Psychiatry, Massachusetts General Hospital, Boston, MA, US  
39, Psychiatric and Neurodevelopmental Genetics Unit (PNGU), Massachusetts General Hospital, Boston, MA, US  
40, Stanley Center for Psychiatric Research, Broad Institute, Cambridge, MA, US  
41, Neuroscience and Mental Health, Cardiff University, Cardiff, GB  
42, Bioinformatics, University of British Columbia, Vancouver, BC, CA  
43, Department of Epidemiology, Harvard T.H. Chan School of Public Health, Boston, MA, US  
44, Department of Mathematics, Massachusetts Institute of Technology, Cambridge, MA, US  
45, Department of Genetic Epidemiology in Psychiatry, Central Institute of Mental Health, Medical Faculty Mannheim, Heidelberg University, Mannheim, Baden-Württemberg, DE  
46, Department of Psychiatry (UPK), University of Basel, Basel, CH  
47, Department of Biomedicine, University of Basel, Basel, CH  
48, Centre for Human Genetics, University of Marburg, Marburg, DE  
49, Department of Psychiatry, Trinity College Dublin, Dublin, IE  
50, Psychiatry & Behavioral Sciences, Johns Hopkins University, Baltimore, MD, US  
51, Bioinformatics Research Centre, Aarhus University, Aarhus, DK  
52, Institute of Genetic Medicine, Newcastle University, Newcastle upon Tyne, GB  
53, Danish Headache Centre, Department of Neurology, Rigshospitalet, Glostrup, DK  
54, Institute of Biological Psychiatry, Mental Health Center Sct. Hans, Mental Health Services Capital Region of Denmark, Copenhagen, DK  
55, iPSYCH, The Lundbeck Foundation Initiative for Psychiatric Research, Copenhagen, DK  
56, Brain and Mind Centre, University of Sydney, Sydney, NSW, AU  
57, Interfaculty Institute for Genetics and Functional Genomics, Department of Functional Genomics, University Medicine and Ernst Moritz Arndt University Greifswald, Greifswald, Mecklenburg-Vorpommern, DE  
58, Roche Pharmaceutical Research and Early Development, Pharmaceutical Sciences, Roche Innovation Center Basel, F. Hoffmann-La Roche Ltd, Basel, CH  
59, Max Planck Institute of Psychiatry, Munich, DE  
60, MRC Centre for Neuropsychiatric Genetics and Genomics, Cardiff University, Cardiff, GB  
61, Department of Psychological Medicine, University of Worcester, Worcester, GB  
62, Division of Research, Kaiser Permanente Northern California, Oakland, CA, US  
63, Psychiatry & The Behavioral Sciences, University of Southern California, Los Angeles, CA, US  
64, Department of Biomedical Informatics, Harvard Medical School, Boston, MA, US  
65, Department of Medicine, Brigham and Women's Hospital, Boston, MA, US  
66, Informatics Program, Boston Children's Hospital, Boston, MA, US  
67, Wellcome Trust Centre for Human Genetics, University of Oxford, Oxford, GB  
68, Institute of Social and Preventive Medicine (IUMSP), University Hospital of Lausanne, Lausanne, VD, CH  
69, Swiss Institute of Bioinformatics, Lausanne, VD, CH  
70, Division of Psychiatry, Centre for Clinical Brain Sciences, University of Edinburgh, Edinburgh, GB  
71, Mental Health, NHS 24, Glasgow, GB  
72, Department of Psychiatry and Psychotherapy, University of Bonn, Bonn, DE  
73, Statistics, University of Oxford, Oxford, GB  
74, Psychiatry, Columbia University College of Physicians and Surgeons, New York, NY, US  
75, School of Psychology and Counseling, Queensland University of Technology, Brisbane, QLD, AU  
76, Child and Youth Mental Health Service, Children's Health Queensland Hospital and Health Service, South Brisbane, QLD, AU  
77, Child Health Research Centre, University of Queensland, Brisbane, QLD, AU  
78, Estonian Genome Center, University of Tartu, Tartu, EE  
79, Medical Genetics, University of British Columbia, Vancouver, BC, CA  
80, Statistics, University of British Columbia, Vancouver, BC, CA  
81, DZHK (German Centre for Cardiovascular Research), Partner Site Greifswald, University Medicine, University Medicine Greifswald, Greifswald, Mecklenburg-Vorpommern, DE  
82, Institute of Clinical Chemistry and Laboratory Medicine, University Medicine Greifswald, Greifswald, Mecklenburg-Vorpommern, DE

83, Institute of Health and Biomedical Innovation, Queensland University of Technology, Brisbane, QLD, AU  
84, Humus, Reykjavik, IS  
85, Virginia Institute for Psychiatric & Behavioral Genetics, Virginia Commonwealth University, Richmond, VA, US  
86, Clinical Genetics, Vrije Universiteit Medical Center, Amsterdam, NL  
87, Complex Trait Genetics, Vrije Universiteit Amsterdam, Amsterdam, NL  
88, Solid Biosciences, Boston, MA, US  
89, Department of Psychiatry, Washington University in Saint Louis School of Medicine, Saint Louis, MO, US  
90, Department of Biochemistry and Molecular Biology II, Institute of Neurosciences, Biomedical Research Centre (CIBM), University of Granada, Granada, ES  
91, Department of Psychiatry, University of Groningen, University Medical Center Groningen, Groningen, NL  
92, Department of Psychiatry and Psychotherapy, University Hospital, Ludwig Maximilian University Munich, Munich, DE  
93, Institute of Psychiatric Phenomics and Genomics (IPPG), University Hospital, Ludwig Maximilian University Munich, Munich, DE  
94, Division of Cancer Epidemiology and Genetics, National Cancer Institute, Bethesda, MD, US  
95, Behavioral Health Services, Kaiser Permanente Washington, Seattle, WA, US  
96, Faculty of Medicine, Department of Psychiatry, University of Iceland, Reykjavik, IS  
97, School of Medicine and Dentistry, James Cook University, Townsville, QLD, AU  
98, Institute of Health and Wellbeing, University of Glasgow, Glasgow, GB  
99, deCODE Genetics / Amgen, Reykjavik, IS  
100, College of Biomedical and Life Sciences, Cardiff University, Cardiff, GB  
101, Institute of Epidemiology and Social Medicine, University of Münster, Münster, Nordrhein-Westfalen, DE  
102, Institute for Community Medicine, University Medicine Greifswald, Greifswald, Mecklenburg-Vorpommern, DE  
103, Department of Psychiatry, University of California, San Diego, San Diego, CA, US  
104, KG Jebsen Centre for Psychosis Research, Norway Division of Mental Health and Addiction, Oslo University Hospital, Oslo, NO  
105, Medical Genetics Section, CGEM, IGMM, University of Edinburgh, Edinburgh, GB  
106, Clinical Neurosciences, University of Cambridge, Cambridge, GB  
107, Internal Medicine, Erasmus MC, Rotterdam, Zuid-Holland, NL  
108, Roche Pharmaceutical Research and Early Development, Neuroscience, Ophthalmology and Rare Diseases Discovery & Translational Medicine Area, Roche Innovation Center Basel, F. Hoffmann-La Roche Ltd, Basel, CH  
109, Department of Psychiatry and Psychotherapy, University Medicine Greifswald, Greifswald, Mecklenburg-Vorpommern, DE  
110, Department of Psychiatry, Leiden University Medical Center, Leiden, NL  
111, Virginia Institute for Psychiatric & Behavioral Genetics, Virginia Commonwealth University, Richmond, VA, US  
112, Computational Sciences Center of Emphasis, Pfizer Global Research and Development, Cambridge, MA, US  
113, Institute for Molecular Bioscience; Queensland Brain Institute, The University of Queensland, Brisbane, QLD, AU  
114, Department of Psychiatry, University of Münster, Münster, Nordrhein-Westfalen, DE  
115, Department of Psychiatry, University of Münster, Münster, DE  
116, Department of Psychiatry, Melbourne Medical School, University of Melbourne, Melbourne, AU  
117, Florey Institute for Neuroscience and Mental Health, University of Melbourne, Melbourne, AU  
118, Institute of Medical Genetics and Pathology, University Hospital Basel, University of Basel, Basel, CH  
119, Institute of Neuroscience and Medicine (INM-1), Research Center Juelich, Juelich, DE  
120, Amsterdam Public Health Institute, Vrije Universiteit Medical Center, Amsterdam, NL  
121, Centre for Integrative Biology, Università degli Studi di Trento, Trento, Trentino-Alto Adige, IT  
122, Department of Psychiatry and Psychotherapy, Medical Center - University of Freiburg, Faculty of Medicine, University of Freiburg, Freiburg, DE  
123, Center for NeuroModulation, Faculty of Medicine, University of Freiburg, Freiburg, DE  
124, Psychiatry, Kaiser Permanente Northern California, San Francisco, CA, US  
125, Medical Research Council Human Genetics Unit, Institute of Genetics and Molecular Medicine, University of Edinburgh, Edinburgh, GB  
126, Department of Psychiatry, University of Toronto, Toronto, ON, CA

127, Centre for Addiction and Mental Health, Toronto, ON, CA  
128, Division of Psychiatry, University College London, London, GB  
129, Neuroscience Therapeutic Area, Janssen Research and Development, LLC, Titusville, NJ, US  
130, Institute of Molecular and Cell Biology, University of Tartu, Tartu, EE  
131, Psychosis Research Unit, Aarhus University Hospital, Risskov, Aarhus, DK  
132, Munich Cluster for Systems Neurology (SyNergy), Munich, DE  
133, University of Liverpool, Liverpool, GB  
134, Mental Health Center Copenhagen, Copenhagen University Hospital, Copenhagen, DK  
135, Human Genetics and Computational Biomedicine, Pfizer Global Research and Development, Groton, CT, US  
136, Psychiatry, Harvard Medical School, Boston, MA, US  
137, Psychiatry, University of Iowa, Iowa City, IA, US  
138, Department of Psychiatry and Behavioral Sciences, Johns Hopkins University, Baltimore, MD, US  
139, Department of Psychiatry and Psychotherapy, University Medical Center Göttingen, Goettingen, Niedersachsen, DE  
140, Human Genetics Branch, NIMH Division of Intramural Research Programs, Bethesda, MD, US  
141, Faculty of Medicine, University of Iceland, Reykjavik, IS  
142, Child and Adolescent Psychiatry, Erasmus MC, Rotterdam, Zuid-Holland, NL  
143, Psychiatry, Erasmus MC, Rotterdam, Zuid-Holland, NL  
144, Psychiatry, Dalhousie University, Halifax, NS, CA  
145, Division of Epidemiology, New York State Psychiatric Institute, New York, NY, US  
146, Department of Clinical Medicine, University of Copenhagen, Copenhagen, DK  
147, Department of Medical & Molecular Genetics, King's College London, London, GB  
148, Psychiatry & Behavioral Sciences, Stanford University, Stanford, CA, US  
149, NIHR Maudsley Biomedical Research Centre, King's College London, London, GB  
150, Genetics, University of North Carolina at Chapel Hill, Chapel Hill, NC, US  
151, Psychiatry, University of North Carolina at Chapel Hill, Chapel Hill, NC, US

## **Cohort description**

Data came from the Avon Longitudinal Study of Parents and Children (ALSPAC), a prospective, longitudinal birth cohort of children born to mothers who were living in the county of Avon England (120 miles west of London) with estimated delivery dates between April 1991 and December 1992. ALSPAC was designed to identify the determinants of health across the lifespan, with an emphasis on genetic and environmental factors. The initial number of pregnancies enrolled is 14,541 (for these at least one questionnaire has been returned or a “Children in Focus” clinic had been attended by 19/07/99). Of these initial pregnancies, there was a total of 14,676 fetuses, resulting in 14,062 live births and 13,988 children who were alive at 1 year of age. When the oldest children were approximately 7 years old, an attempt was made to bolster the initial sample with eligible cases who had failed to join the study originally, resulting in an additional 913 children being enrolled. As such, the total sample size for analyses

using any data collected after the age of seven is therefore 15,454 pregnancies, resulting in 15,589 fetuses. Of these 14,901 were alive at 1 year of age. The ALSPAC website contains details of all the data that is available through a fully searchable data dictionary and variable search tool: [www.bristol.ac.uk/alspac/researchers/our-data/](http://www.bristol.ac.uk/alspac/researchers/our-data/). Ethical approval for the study was obtained from the ALSPAC Ethics and Law Committee and the Local Research Ethics Committee. Informed consent for the use of data collected via questionnaires and clinics was obtained from participants following the recommendations of the ALSPAC Ethics and Law Committee at the time.

### **Genotyping, quality control, and imputation**

We performed standard quality control measures to exclude youths on the basis of gender mismatch, minimal or excessive heterozygosity, individual genotyping call rates < 97%, insufficient sample replication ( $IBD < 0.8$ ), cryptic relatedness ( $IBD > 0.1$ ), and non-European ancestry (assessed using multidimensional scaling analysis and compared to HapMap II, release 22). For the current analyses, we further excluded 21 youths who self-reported as non-whites. We excluded genotyped SNPs based on the following criteria: minor allele frequency < 1%; missing rate > 5%; and significant deviation from Hardy-Weinberg Equilibrium ( $p < 1e-7$ ). We conducted imputation using Impute V2.2.2 against the 1000 genomes reference panel (Phase 1, version 3), with 2,186 reference haplotypes including non-Europeans (Abecasis et al., 2012; Marchini, Howie, Myers, McVean, & Donnelly, 2007).

### **Polygenic risk score (PRS) generation and selection**

Prior to score construction, we performed additional genomic quality control procedures by removing imputed SNPs with imputation quality metric score  $<0.8$ , MAF  $<1\%$ , call rate  $<95\%$ , and HWE  $p < 1e-6$ . SNPs were then pruned for linkage disequilibrium using p-value informed clump-based pruning in PLINK v1.90 ( $r^2=0.25$  within a 250kb window). We created the PRS in PLINK v.1.07, using methods described by Purcell et al., where the PRS for each youth was the sum of the risk alleles (0, 1, or 2) for each SNP at a given p-value threshold weighted by the logarithm of its odds ratio (OR) for MDD in the PGC GWAS (Purcell et al., 2007). Using PGC-MDD2 as the discovery sample and the ALSPAC cohort as the training sample, we selected independent subsets of SNPs from GWAS summary data at 10 GWAS significance thresholds ( $p_T$ ), 0.0001, 0.001, 0.01, 0.05, 0.1, 0.2, 0.3, 0.4, 0.5, and 1. We standardized all PRS prior to analysis so that all reported ORs could be interpreted as a one standard deviation increase in the score. As the PRS with  $p_T < 0.4$  explained the most phenotypic variance in the analytic sample compared to the other scores (Wald omnibus value = 26.9; Chi-squared p-value =  $1e-4$ ; **Figure S5**), we focused on the results from this ‘best model fit’ score. For comparison, we include sensitivity analyses using the other p-value thresholds in **Figure S6**.

### **Author contributions**

AAL analyzed the data, compiled the results, and wrote the manuscript. MH performed the analyses in MPlus. MW generated the polygenic risk scores. KC and JC helped with writing and interpretation of findings. YZ helped with data analysis of the ALSPAC cohort. ECD helped write the manuscript and compile the results. All authors provided critical feedback at all stages of the manuscript.

## Supplemental references

Abecasis, G. R., Auton, A., Brooks, L. D., DePristo, M. A., Durbin, R. M., Handsaker, R. E.,

Kang, H. M., et al. (2012). An integrated map of genetic variation from 1,092 human genomes. *Nature*, 491(7422), 56–65.

Marchini, J., Howie, B., Myers, S., McVean, G., & Donnelly, P. (2007). A new multipoint

method for genome-wide association studies by imputation of genotypes. *Nat Genet*, 39(7),

906–913. Retrieved from <http://www.ncbi.nlm.nih.gov/pubmed/17572673>

Purcell, S., Neale, B., Todd-Brown, K., Thomas, L., Ferreira, M. A., Bender, D., Maller, J., et al.

(2007). PLINK: a tool set for whole-genome association and population-based linkage

analyses. *Am J Hum Genet*, 81(3), 559–575. Retrieved from

<http://www.ncbi.nlm.nih.gov/pubmed/17701901>



## SUPPLEMENTAL TABLES

**Table S1. Summary of the analytical subsample from the ALSPAC cohort**

|                                       | <b>Original Sample</b> | <b>Analytic Sample</b> | <b>Original vs. Analytic</b>       |
|---------------------------------------|------------------------|------------------------|------------------------------------|
|                                       | <b>(N=15445)</b>       | <b>(N=7,308)</b>       |                                    |
|                                       | <b>n (%)</b>           | <b>n (%)</b>           | <b><math>\chi^2</math> p-value</b> |
| <b>Sex</b>                            |                        |                        |                                    |
| Males                                 | 7542 (51.3)            | 3707 (50.7)            | 0.151                              |
| Females                               | 7152 (48.7)            | 3601 (49.3)            |                                    |
| <b>Race</b>                           |                        |                        |                                    |
| Non-white                             | 611 (5.1)              | 0 (0)                  | <0.001                             |
| White                                 | 11488 (94.9)           | 6639 (100.0)           |                                    |
| <b>Age of Mother at Child's Birth</b> |                        |                        |                                    |
| Ages 15-19                            | 650 (4.6)              | 142 (2.0)              | <0.001                             |
| Ages 20-35                            | 12363 (88.4)           | 6281 (89.8)            |                                    |
| Age 36+                               | 968 (6.9)              | 575 (8.2)              |                                    |
| <b>Parental Social Class</b>          |                        |                        |                                    |
| Professional                          | 1419 (9.6)             | 942 (12.9)             | <0.001                             |
| Managerial and technical              | 4288 (29.0)            | 2583 (35.3)            |                                    |
| Skilled, non-manual                   | 2623 (17.8)            | 1456 (19.9)            |                                    |
| Skilled, manual                       | 909 (6.2)              | 438 (6.0)              |                                    |
| Semi-skilled, manual                  | 270 (1.8)              | 125 (1.7)              |                                    |
| Unskilled, manual/other               | 5254 (35.6)            | 1764 (24.1)            |                                    |
| <b>Number of previous pregnancies</b> |                        |                        |                                    |

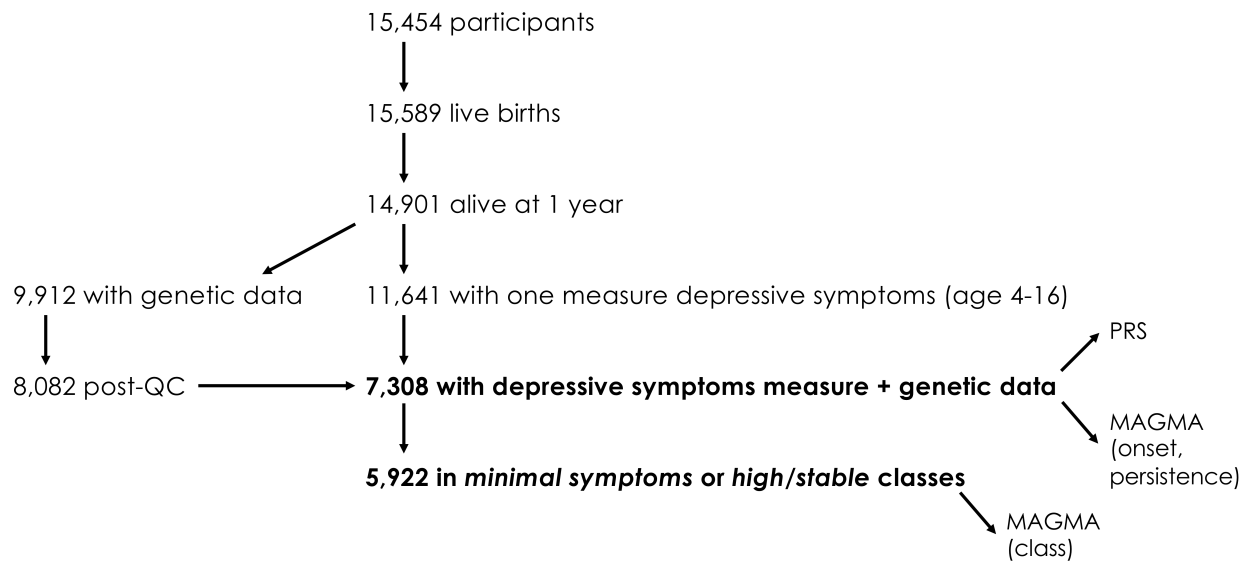
|                            |             |             |        |
|----------------------------|-------------|-------------|--------|
| 0                          | 5800 (44.7) | 3045 (44.9) | <0.001 |
| 1                          | 4550 (35.0) | 2480 (36.6) |        |
| 2                          | 1860 (14.3) | 921 (13.6)  |        |
| 3+                         | 772 (5.9)   | 330 (4.9)   |        |
| Birth weight (g)           |             |             |        |
| < 3000                     | 3649 (24.8) | 1572 (21.5) | <0.001 |
| 3000 - 3499                | 4924 (33.5) | 2446 (33.5) |        |
| 3500 - 3999                | 4382 (29.8) | 2338 (32.0) |        |
| >= 4000                    | 1735 (11.8) | 952 (13.0)  |        |
| Maternal Education         |             |             |        |
| less than O-level          | 3735 (30.0) | 1575 (23.3) | <0.001 |
| O-level                    | 4303 (34.6) | 2366 (35.1) |        |
| A-level                    | 2795 (22.5) | 1724 (25.5) |        |
| Degree or Above            | 1603 (12.9) | 1084 (16.1) |        |
| Maternal Marital Status    |             |             |        |
| Never Married              | 2522 (19.2) | 950 (13.9)  | <0.001 |
| Widowed/Divorced/Separated | 787 (6.0)   | 364 (5.3)   |        |
| Married                    | 9838 (74.8) | 5529 (80.8) |        |

**Table S2. Summary of gene-based hits using MAGMA.**

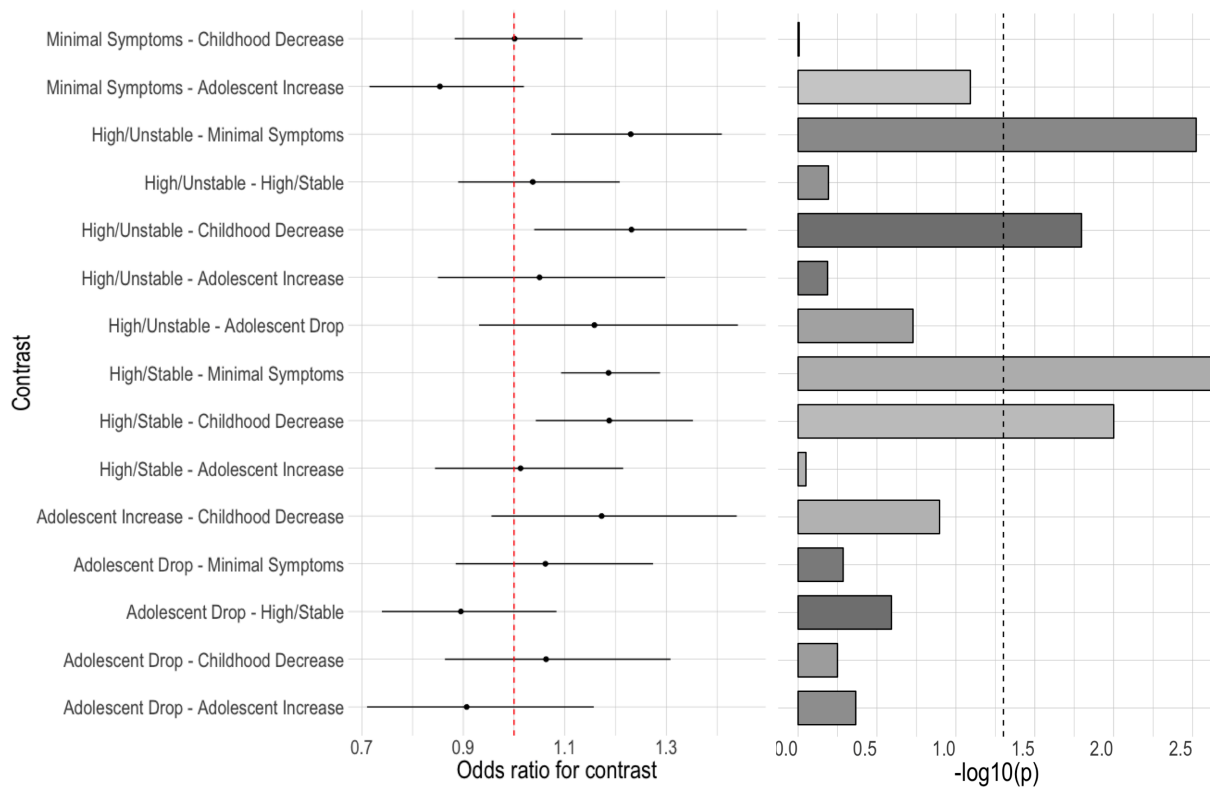
| <b>Gene</b> | <b>Chr</b> | <b>Start</b> | <b>Stop</b> | <b># of SNPs</b> | <b>R<sup>2</sup></b> | <b>P-value</b>      | <b>Association</b> |
|-------------|------------|--------------|-------------|------------------|----------------------|---------------------|--------------------|
| ZFAND1      | 8          | 82613566     | 82633539    | 70               | 0.0054               | 9.74e <sup>-5</sup> | HR vs MS           |
| SIX5        | 19         | 46268043     | 46272497    | 3                | 0.0029               | 9.07e <sup>-6</sup> | AUC                |
| DMPK        | 19         | 46272975     | 46285815    | 17               | 0.0030               | 5.52e <sup>-5</sup> | AUC                |
| DKK1        | 10         | 54074041     | 54077417    | 5                | 0.0023               | 8.56e <sup>-5</sup> | AUC                |
| SIX5        | 19         | 46268043     | 46272497    | 3                | 0.0030               | 6.14e <sup>-6</sup> | Intercept          |
| DMPK        | 19         | 46272975     | 46285815    | 17               | 0.0035               | 1.10e <sup>-5</sup> | Intercept          |
| SMDT1       | 22         | 42475695     | 42480288    | 6                | 0.0030               | 1.52e <sup>-5</sup> | Intercept          |

\*HR = high/renitent class; MS = minimal symptoms class; AUC = cumulative burden of depressive symptoms; intercept = onset of depressive symptoms

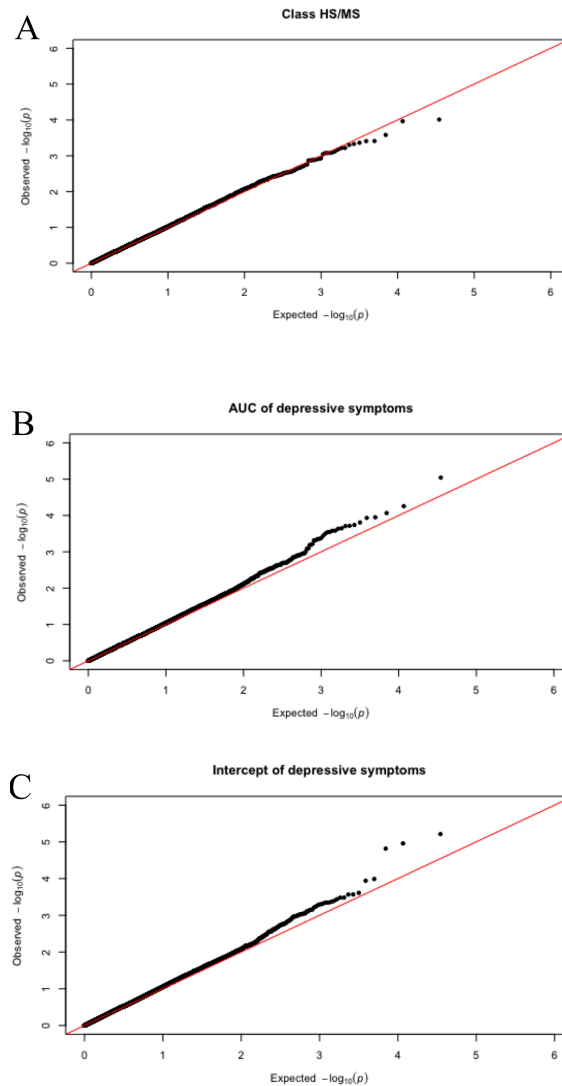
## SUPPLEMENTAL FIGURES



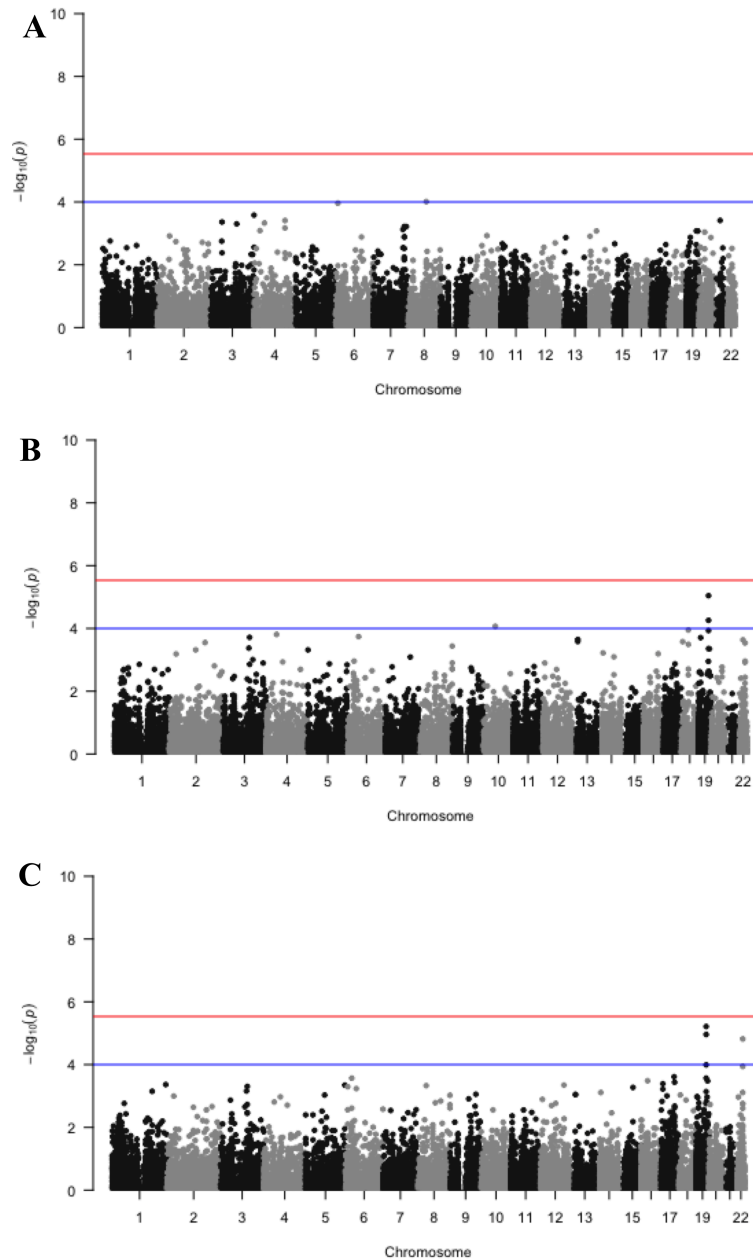
**Figure S1. Flowchart of ALSPAC sample selection.** Of the eligible participants after 1 year (14,901), two subsamples were selected: those with genetic data (9,912) and those with at least one measure of depressive symptoms from age 4-16 (11,641). Following quality control measures, the genetic subsample was reduced to 8,082 individuals. The overlap between these two samples was 7,308 individuals, which we defined as the analytical sample for the polygenic risk score (PRS) analyses of depressive symptom trajectories, as well as gene-level associations with persistence and onset of symptoms using MAGMA. The analytical sample was further subset to 5,922 individuals for the trajectory class-based MAGMA analysis, which focused solely on youths classified as high/stable or minimal symptoms for the depressive symptom trajectories.



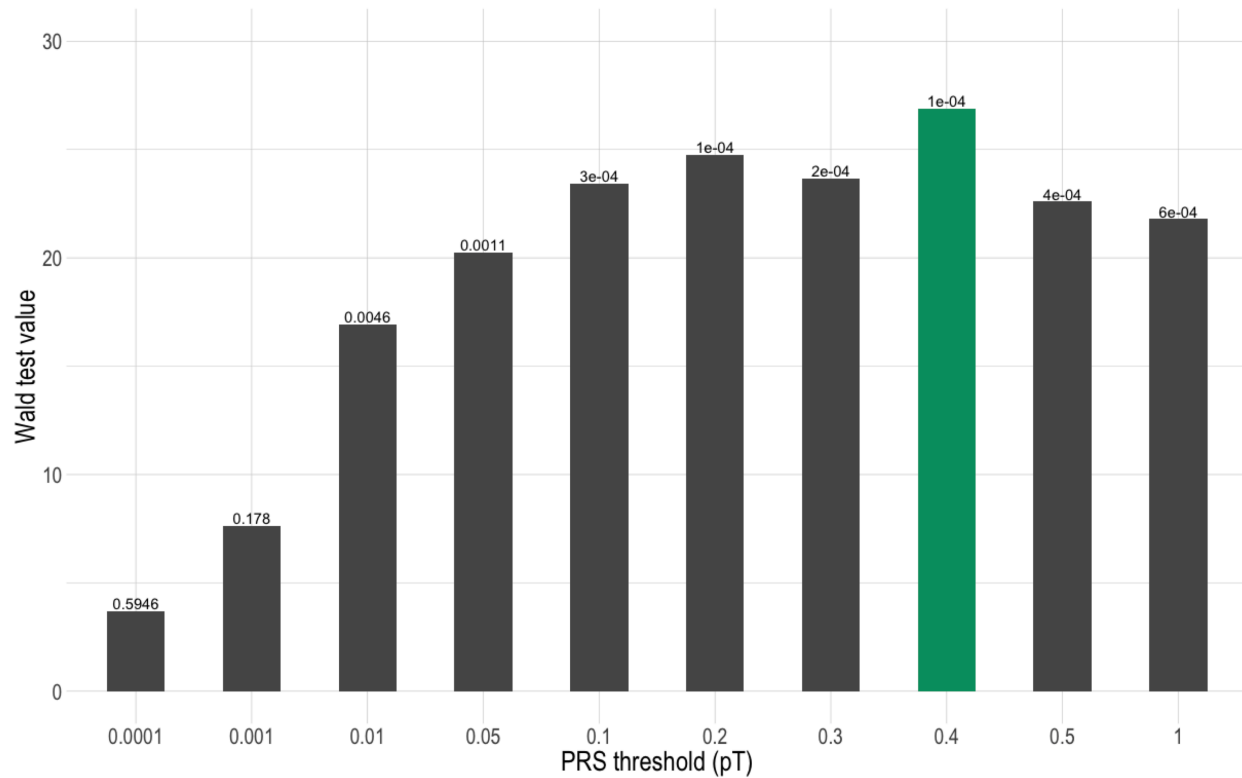
**Figure S2. Polygenic risk scores identified differences in membership to classes of depressive symptom trajectories.** Odds ratios were calculated to determine the odds of membership of each class versus the referent given a one unit increase in polygenic risk score (PRS). While four contrasts were significant ( $p < 0.05$ ), only three remained significant after multiple test correction (high/stable vs minimal symptoms; high/stable vs childhood decrease; high/unstable vs minimal symptoms).



**Figure S3. Quantile-quantile (QQ) plots of gene-level genome-wide associations show good model fit of the MAGMA analysis.** **A)** The QQ plot of the high/stable (HS) and minimal symptoms (MS) classes of depressive symptoms trajectories showed good model fit, with a slight downward skew. **B)** The QQ plot of depressive symptom persistence across age 4-16, defined as the area under the curve (AUC) of the trajectory was slightly skewed upward, but showed good model fit. **C)** The QQ plot of depressive symptom onset, defined by the intercept of the trajectory, was also slightly skewed upward and showed good model fit.

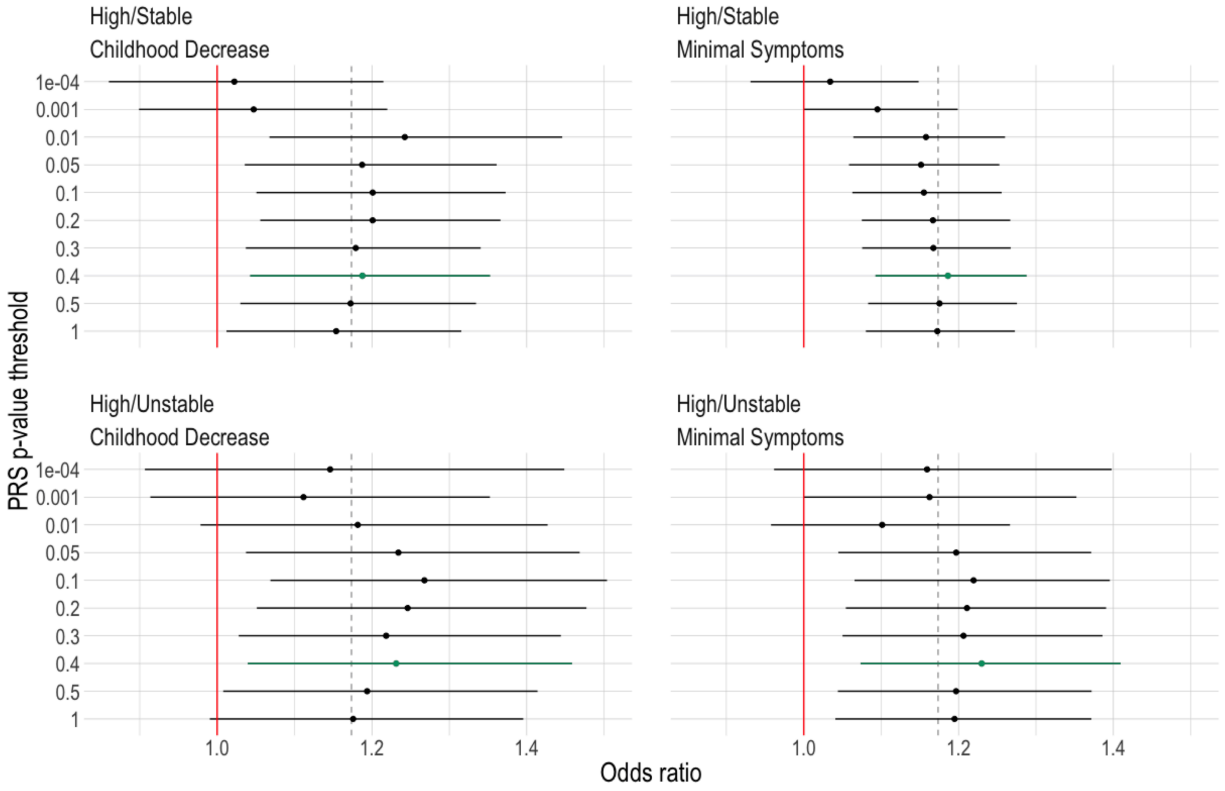


**Figure S4. Depressive symptom developmental features showed nominal gene-level associations.** **A)** The contrast of high/renitent (HR) and minimal symptoms (MS) classes showed no significant associations. **B)** Depressive symptom persistence (AUC) showed only suggestive associations. **C)** Depressive symptom onset (intercept) showed only suggestive associations as well. The significance threshold was set at  $2.93e-6$  (red) and the suggestive threshold was set at  $1e-4$  (blue).



**Figure S5. The PRS with  $pT < 0.4$  was the ‘best fit’ polygenic risk score.** Using the Wald omnibus test of parameter constraints, we show that the polygenic risk score (PRS) generated with the p-value threshold of  $p < 0.4$  (green) explained the most variance in the depression trajectories.





**Figure S6. Similar odds ratios for significant contrasts were detected across different PRS thresholds.** A sensitivity analysis of the PRS generated using different p-value thresholds revealed similar trends as that identified with the ‘best fit’ PRS ( $p < 0.4$ ; shown in green).