

Supplementary Materials

Supplementary Table 1: Number of participants at each site

Research Centre	Number of individuals contributed			
	16p11.2 deletion	16p11.2 duplication	22q11.2 deletion	22q11.2 duplication
Cardiff University ECHO & IMAGINE-ID cohorts	9	8	68	12
Belgrade University Childrens Hospital			8	1
Childrens Hopsital of Philadelphia				18
16p11.2 European consortium	4	9		
Simons VIP	70	33		
University of California, Los Angeles			75	22
University Medical Center Utrecht			141	
The State University of New York			88	

ADI-R

Following previous studies^{27,34,45} we only analysed the scores that contributed to the diagnostic algorithm, the majority of which are early developmental “ever/most abnormal” items cohort³⁴. The social domain comprises four domains: ‘social interaction’, ‘peer relationships’, ‘shared enjoyment’ and ‘socioemotional reciprocity’ subdomains. For the communication domain we excluded subdomains that were designed only for verbal individuals and only retained those available for both verbal and nonverbal individuals, which were ‘gesture’ and ‘imitation and imagination’ subdomains. This followed the approach of a previous study that examined subdomain scores⁴⁵. The RRB domain comprises ‘repetitive behaviour’, ‘routines and rituals’, ‘motor mannerisms’ (hand and finger mannerisms, and stereotyped body movements) and ‘sensorimotor interest’ (unusual sensory interests and repetitive use of objects) subdomains. All ADI-R assessors were extensively trained to research reliability standards and each site used consensus coding procedures.

Analysis of covariance models

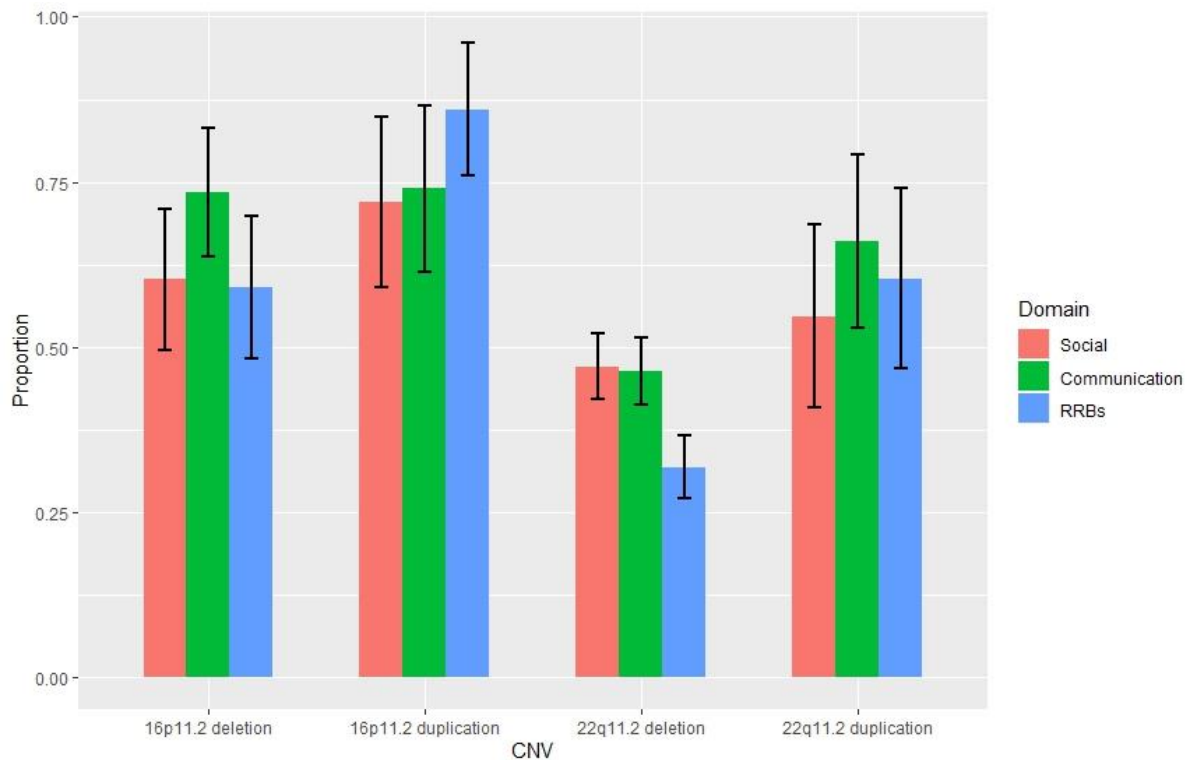
Autism severity: ANCOVA with ADI-R total score as the phenotypic outcome. *Autism domain profile:* multivariate analysis of covariance (MANCOVA) with social, communication and repetitive behaviour ADI-R domain total scores as the phenotypic outcomes entered into the same model. *Autism subdomain profile:* MANCOVA model with ADI-R social subdomains (social interaction, peer relationships, shared enjoyment and socioemotional reciprocity), ADI-R communication subdomains (gestures, imagination and imitation), ADI-R repetitive behaviour subdomains (unusual interests, routines and rituals, motor mannerisms and sensorimotor mannerisms) as phenotypic outcomes entered into the same model. *Cognitive profile:* ANCOVA model with FSIQ as the phenotypic outcome, and a further MANCOVA model with PIQ and VIQ as phenotypic outcomes entered into the same model.

Supplementary Table 2: Proportion of CNV carriers who met clinical cut-offs for the three autism domains

	Social	Communication	RRB
16p11.2 deletion	60%	73%	59%
16p11.2 duplication	72%	74%	86%
22q11.2 deletion	47%	46%	32%
22q11.2 duplication	55%	66%	60%

RRB: repetitive and restrictive behaviour

Supplementary Figure 1: Proportion of CNV carriers who met clinical cut-offs for the three autism domains



Error bars indicate 95% confidence intervals. RRB: repetitive and restrictive behaviour.

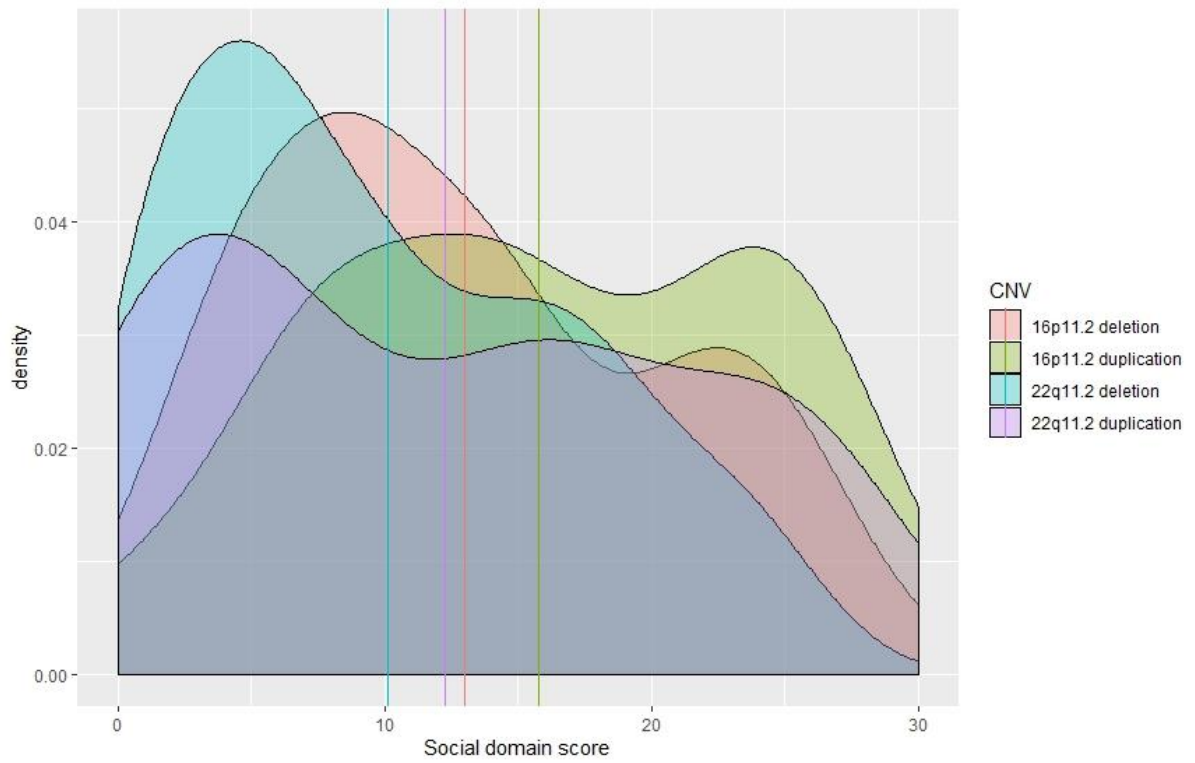
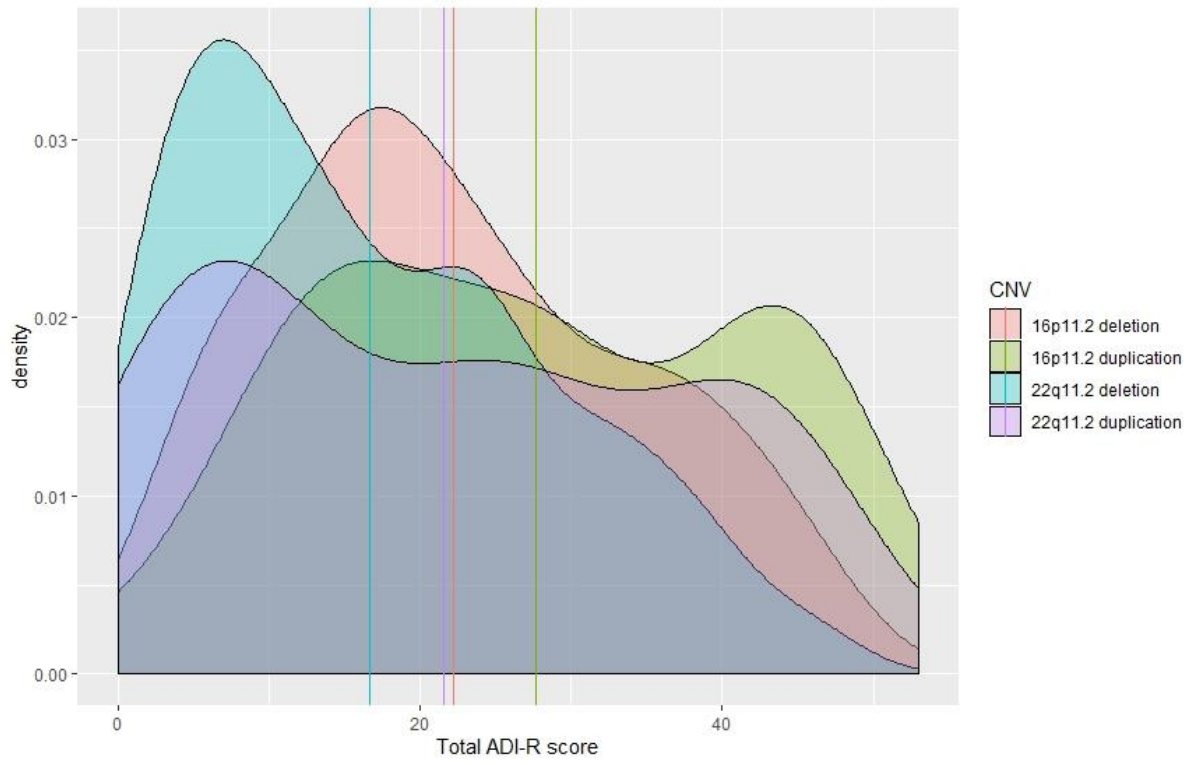
Supplementary Figure 2: Distribution of total ADI-R score, autism domain scores, and FSIQ by genetic variant group

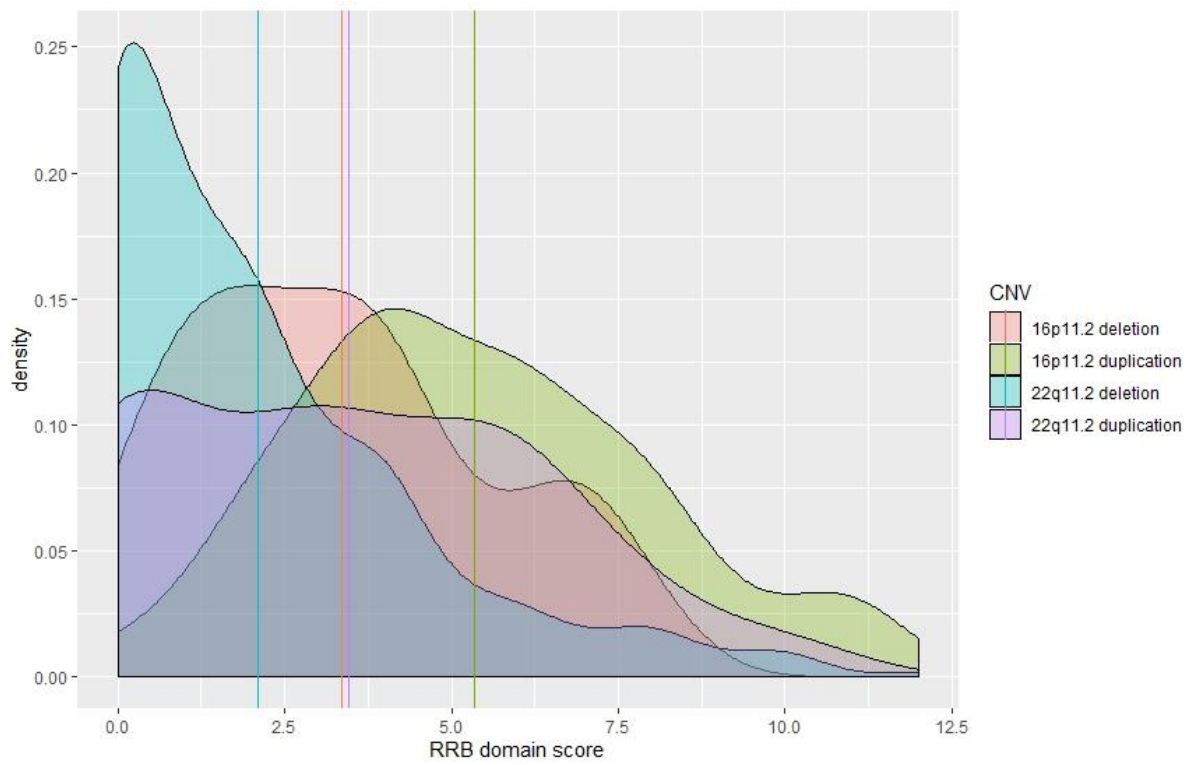
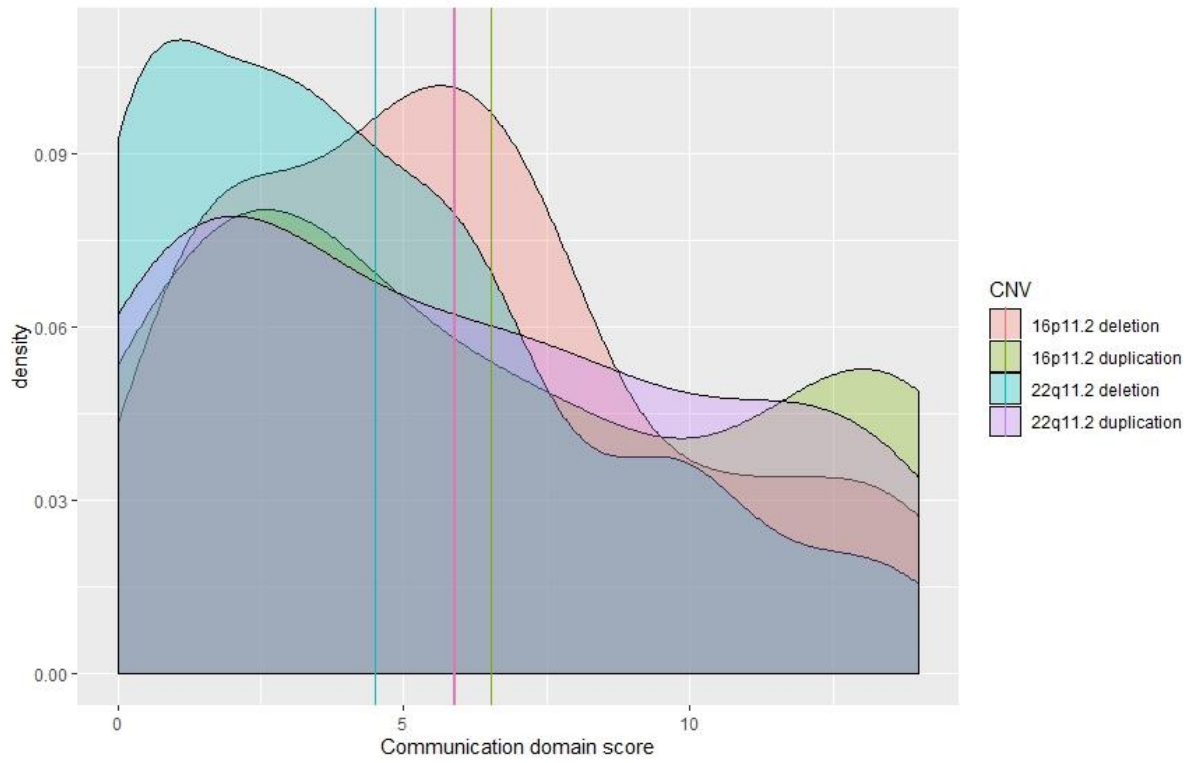
The range of scores for total ADI-R scores is highly overlapping between groups (16p11.2 deletion, 3 to 48; 16p11.2 duplication, 0 to 53; 22q11.2 deletion, 0 to 48; 22q11.2 duplication, 0 to 48).

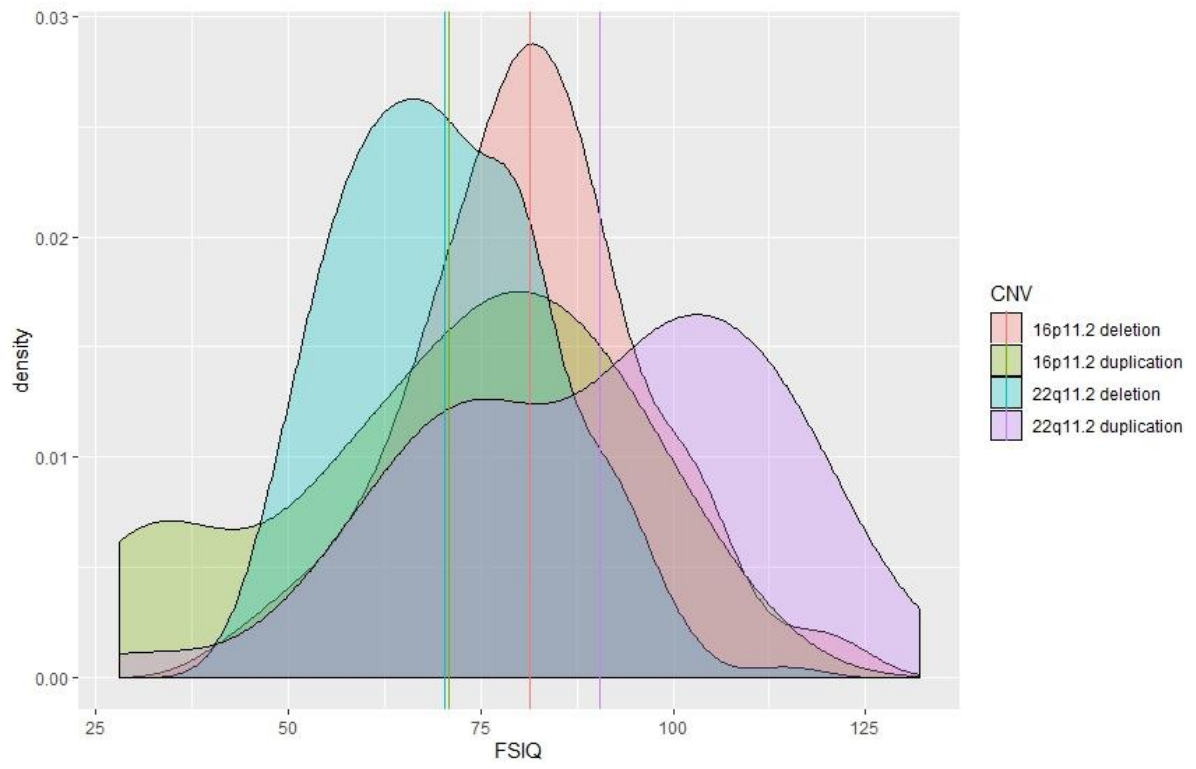
Similarly, the IQ ranges overlap (16p11.2 deletion, 42 - 122; 16p11.2 duplication, 28 - 108; 22q11.2 deletion, 42 - 117; 22q11.2 duplication, 30 - 132).

For IQ we found greater variability for duplications than deletions for both 16p11.2 (Levene's test, $p < 0.001$) and 22q11.2 (Levene's test, $p < 0.001$) loci. For autism severity we found greater variability in outcome for duplications than deletions for the 22q11.2 locus (Levene's test, $p < 0.001$) but not for the 16p11.2 locus (Levene's test, $p = 0.086$).

Straight lines indicate group mean.







Supplementary Table 3: Between group variance adjusted for FSIQ

Score	Between group variation controlled for FSIQ	
ADI-R scores	p-value	eta-squared %
Total score	<0.001	8.1
Social domain	<0.001	5.9
<i>subdomains:</i>		
Social interaction	0.056	1.4
Peer relationships	<0.001	3.4
Shared enjoyment	<0.001	6.0
Socioemotional reciprocity	<0.001	8.2
Communication domain	<0.001	3.7
<i>subdomains:</i>		
Gestures	<0.001	4.1
Imagination & Imitation	0.006	2.2
RRB domain	<0.001	15.9
<i>subdomains</i>		
Unusual interests	<0.001	4.7
Routines & rituals	<0.001	3.5
Motor mannerisms	<0.001	22.9
Sensorimotor interests	<0.001	19.1

Supplementary Table 4: Phenotypic posthoc contrasts between genetic variant groups

Arrows indicate the direction of effect of the difference between genetic variant groups; an upward arrow \uparrow indicates that the first group mentioned in the pair has a higher value than the second group mentioned; a downward arrow \downarrow indicates the opposite; no arrow indicates that the values were the same between groups. For example for FSIQ, 16p11.2 duplication carriers have a lower FSIQ than 16p11.2 deletion carriers. Tukey's method was used to conduct posthoc contrasts between CNV groups, producing p-values adjusted for the number of contrasts. Green highlighted cells indicate a significant contrast.

Phenotypic trait	16p11.2 duplication-16p11.2 deletion	22q11.2 deletion-16p11.2 deletion	22q11.2 duplication-16p11.2 deletion	22q11.2 deletion-16p11.2 duplication	22q11.2 duplication-16p11.2 duplication	22q11.2 duplication-22q11.2 deletion
FSIQ	\downarrow 7.08E-04	\downarrow 4.07E-08	\uparrow 1.20E-02	\downarrow 9.97E-01	\uparrow 1.61E-08	\downarrow 1.85E-10
VIQ	\downarrow 3.72E-01	\downarrow 3.85E-02	\uparrow 3.18E-02	\downarrow 9.94E-01	\uparrow 7.74E-04	\downarrow 3.05E-06
PIQ	\downarrow 9.49E-06	\downarrow 2.99E-10	\uparrow 9.43E-01	\uparrow 9.97E-01	\uparrow 3.27E-05	\downarrow 1.77E-07
Total ADI-R score	\uparrow 6.48E-02	\downarrow 1.10E-03	\downarrow 9.90E-01	\downarrow 2.58E-08	\downarrow 5.70E-02	\downarrow 3.32E-02
Social domain	\uparrow 1.56E-01	\downarrow 7.37E-03	\downarrow 9.43E-01	\downarrow 2.99E-06	\downarrow 7.74E-02	\downarrow 1.95E-01
Social interaction	\uparrow 4.69E-01	\downarrow 8.62E-01	1.00E+00	\downarrow 8.72E-02	\uparrow 5.40E-01	\downarrow 9.26E-01
Peer relationships	\uparrow 3.66E-01	\downarrow 7.24E-02	\downarrow 8.09E-01	\downarrow 6.44E-04	\downarrow 1.06E-01	\downarrow 7.84E-01
Shared enjoyment	\uparrow 2.56E-01	\downarrow 2.79E-03	1.00E+00	\downarrow 4.35E-06	\downarrow 3.38E-01	\downarrow 2.09E-02
Socioemotional reciprocity	\uparrow 1.22E-01	\downarrow 2.30E-04	\downarrow 8.38E-01	\downarrow 2.61E-08	\downarrow 3.11E-02	\downarrow 7.38E-02
Communication domain	\uparrow 8.00E-01	\downarrow 1.72E-02	1.00E+00	\downarrow 3.25E-03	\downarrow 8.19E-01	\downarrow 8.26E-02
Gestures	\uparrow 3.79E-01	\downarrow 9.68E-02	\uparrow 5.88E-01	\downarrow 1.05E-03	\downarrow 9.88E-01	\downarrow 3.71E-03
Imagination & Imitation	\uparrow 9.98E-01	\downarrow 1.56E-02	\downarrow 3.49E-01	\downarrow 1.25E-01	\downarrow 5.52E-01	\downarrow 9.63E-01
RRB domain	\uparrow 1.98E-05	\downarrow 8.57E-05	\uparrow 9.95E-01	\downarrow 4.58E-10	\downarrow 3.50E-04	\downarrow 5.94E-04
Unusual interests	\uparrow 1.36E-04	9.91E-01	\uparrow 9.76E-01	\downarrow 1.02E-05	\downarrow 2.75E-03	\downarrow 9.95E-01
Routines & rituals	\uparrow 2.45E-03	9.77E-01	\uparrow 2.89E-01	\downarrow 6.72E-04	\downarrow 3.60E-01	\downarrow 2.83E-01
Motor mannerisms	\uparrow 8.62E-02	\uparrow 4.58E-10	9.97E-01	\downarrow 4.58E-10	\downarrow 9.50E-02	\downarrow 3.46E-09
Sensorimotor interests	\uparrow 9.56E-02	\uparrow 4.58E-10	\downarrow 1.45E-01	\downarrow 4.58E-10	\downarrow 4.14E-04	\downarrow 2.87E-04

Supplementary Table 5: Comparison of autism in the genetic variant groups to the heterogeneous autism group in terms of IQ and symptom domains

FSIQ, Full Scale Intelligence Quotient; VIQ, Verbal Intelligence Quotient; PIQ, Performance Intelligence Quotient ; ADI-R, Autism Diagnostic Interview.

Separate MANCOVA analyses were ran for domain and subdomain scores to avoid including mathematically related scores in the same analysis. Total ADI-R score was analysed separately using an ANCOVA model. Age, gender and site were included as covariates.

Score	Heterogeneous autism		16p11.2 deletion		differ from heterogeneous autism p-value		16p11.2 duplication		differ from heterogeneous autism p-value		22q11.2 deletion		differ from heterogeneous autism p-value		22q11.2 duplication		differ from heterogeneous autism p-value		5-Group difference MANCOVA p-value						
	N	mean	sd	N	mean	sd	N	mean	sd	N	mean	sd	N	mean	sd	N	mean	sd	N	mean	sd				
Cognitive scores																									
FSIQ	948	76.0	25.3	34	79.1	15.8	29	66.2	21.8	0.937	75	69.1	14.2	18	87.7	26.1	0.087	88	31.9	7.5	24	35.6	8.4	0.225	0.002
VIQ	1135	78.4	27.5	34	76.2	19.5	29	68.7	23.6	0.989	74	69.9	14.0	18	83.7	21.7	0.047	88	18.2	4.7	24	20.3	5.0	0.367	0.045
PIQ	1297	83.5	24.9	35	82.6	15.9	29	68.2	23.0	0.999	75	72.9	16.7	19	87.8	23.0	0.002	88	5.1	1.8	24	5.8	2.0	0.197	<0.001
ADI-R scores																									
Total score	2027	39.1	8.2	36	31.8	8.6	29	36.7	9.6	<0.001	88	31.9	7.5	24	35.6	8.4	<0.001	88	8.4	3.0	24	9.5	3.6	0.578	<0.001
Social domain subdomains:	2027	22.2	5.1	36	18.6	5.7	29	20.7	5.5	<0.001	88	18.2	4.7	24	20.3	5.0	<0.001	88	3.6	2.5	24	5.0	2.4	0.891	<0.001
Social interaction	2027	4.2	1.6	36	3.4	1.7	29	3.7	2.0	0.025	88	4.0	1.6	24	4.3	1.4	0.752	88	4.8	1.3	24	4.4	1.5	0.323	0.010
Peer relationships	2027	6.6	1.6	36	5.6	1.7	29	6.6	1.2	0.002	88	5.8	1.5	24	5.9	1.4	<0.001	88	5.1	1.8	24	5.8	2.0	0.197	<0.001
Shared enjoyment	2027	4.8	1.5	36	3.8	2.0	29	4.3	1.6	<0.001	88	3.4	1.7	24	4.4	1.6	<0.001	88	3.6	2.5	24	5.0	2.4	0.891	<0.001
Socioemotional reciprocity	2027	6.7	2.1	36	5.8	2.1	29	6.1	2.1	0.117	88	5.1	1.8	24	5.8	2.0	<0.001	88	4.8	1.3	24	4.4	1.5	0.323	<0.001
Communication domain subdomains:	2027	10.4	3.1	36	8.0	3.5	29	9.3	3.9	<0.001	88	8.4	3.0	24	9.5	3.6	<0.001	88	3.6	2.5	24	5.0	2.4	0.891	<0.001
Gestures	2027	5.5	2.4	36	3.8	2.5	29	4.4	2.9	<0.001	88	3.6	2.5	24	5.0	2.4	<0.001	88	4.8	1.3	24	4.4	1.5	0.323	<0.001
Imagination & Imitation	2027	4.9	1.3	36	4.3	1.5	29	4.9	1.5	0.017	88	4.8	1.3	24	4.4	1.5	0.781	88	5.3	2.2	24	5.8	2.0	0.636	0.007
Repetitive behaviour domain subdomains	2027	6.5	2.3	36	5.2	1.7	29	6.7	2.3	0.006	88	5.3	2.2	24	5.8	2.0	<0.001	88	1.8	1.1	24	1.6	1.0	0.881	<0.001
Unusual interests	2027	1.9	1.3	36	1.3	1.2	29	2.0	1.0	0.024	88	1.8	1.1	24	1.6	1.0	0.999	88	1.5	1.3	24	1.4	1.2	0.995	0.040
Routines & rituals	2027	1.5	1.3	36	1.0	1.2	29	1.6	1.4	0.122	88	1.5	1.3	24	1.4	1.2	0.999	88	0.7	0.8	24	1.3	0.9	0.657	0.215
Motor mannerisms	2027	1.5	0.7	36	1.3	0.9	29	1.4	0.8	0.535	88	0.7	0.8	24	1.3	0.9	<0.001	88	1.2	0.8	24	1.5	0.7	0.954	<0.001
Sensorimotor interests	2027	1.6	0.6	36	1.6	0.5	29	1.7	0.5	0.988	88	1.2	0.8	24	1.5	0.7	<0.001	88	1.2	0.8	24	1.5	0.7	0.954	<0.001