

# **Occupational Exposures to Blood and other Body Fluids among Healthcare Workers in Cameroon: A Systematic Review and Meta-analysis**

Fabrice Zobel Lekeumo Cheuyem<sup>1\*</sup>, Christian Mouangue<sup>2</sup>, Brian Ngongheh Ajong<sup>3</sup>, Michel Franck Edzamba<sup>1</sup>, Dilane Christian Maidey Hamadama<sup>2</sup>, Chabeja Achangwa<sup>4</sup>, Adama Mohamadou<sup>1</sup>, Pamela Sonfack<sup>5</sup>, Adidja Amani<sup>1</sup>

<sup>1</sup> Department of Public Health, Faculty of Medicine and Biomedical Sciences, The University of Yaounde I, Yaounde, Cameroon

<sup>2</sup> Data Management Unit, Public Health Emergency Operations Coordination Centre, Yaounde, Cameroon

<sup>3</sup> Health Emergencies Programme, World Health Organization (WHO), Kinshasa, Democratic Republic of Congo

<sup>4</sup> Queens Elisabeth Commonwealth Scholar (QECS scholar), University of the West Indies, Cave Hill, Barbados

<sup>5</sup> Direction of Healthcare Organization and Technology, Ministry of Public Health, Yaounde, Cameroon

\*Corresponding author's address: Fabrice Zobel Lekeumo Cheuyem, Department of Public Health, Faculty of Medicine & Biomedical Sciences, The University of Yaounde I, PO Box. 8526, Yaounde, Cameroon. Tel: +237 696 57 28 07; E-mail: [zobelcheuyem@gmail.com](mailto:zobelcheuyem@gmail.com)

## Abstract

**Background:** Occupational exposure to blood and body fluids has become a serious public health problem for healthcare workers and is a major risk for the transmission of bloodborne infections such as human immune-deficiency, hepatitis B, and hepatitis C viruses. It has been identified as one of the most serious issues affecting the health and well-being of health workers in most health systems especially in developing countries. The present systematic review and meta-analysis was conducted to estimate the pooled prevalence of blood and other body fluids exposures among healthcare workers in Cameroon.

**Methods:** Online platform including PubMed, Google Scholar, Cochrane Library, and Science Direct were systematically searched to collect relevant research reports. Unpublished studies in a national library were also consulted. The  $I^2$  tests were used to assess the heterogeneity of the included studies. A fixed and random-effects meta-analysis model was used to estimate the lifetime and 12-month prevalence of occupational exposure to blood and other body fluids among healthcare workers in Cameroon.

**Results:** Of the 539 records identified through the database search, 15 study reports were included in the final analysis. The random-effects model showed that the estimated overall pooled prevalence of 12-month and lifetime exposure to blood and other body fluids among healthcare workers in Cameroon was 55.44% (95% Confidence Interval (CI): 41.20-69.68); ( $I^2=97.5%$ ;  $p<0.001$ ) and 57.27% (95% CI: 42.43-72.10); ( $I^2=97.7%$ ;  $p<0.001$ ) respectively. The highest 12-month pooled prevalence was observed in intermediate level health facilities (84.73%; 95% CI: 85.55-88.50), in Regions other than the Centre (70.87%; 95% CI: 37.26-95.13) and for studies conducted from 2017 to 2023 (65.63%; 95% CI: 45.73-83.06). The lifetime prevalence of blood and other body fluids exposures was the highest for Regions namely the North-west and South-west Regions (77.96%; 95% CI: 57.39-93.19).

**Conclusion:** Healthcare workers in Cameroon face a significant risk of occupational exposure to blood and body fluids (BBFs), with a high prevalence of exposure over their lifetime and in the past 12 months. This highlights the urgent need to enhance and implement effective occupational safety and health policies to protect healthcare workers in Cameroon.

**Keywords:** Blood and other body fluids, Healthcare workers, Accidental and occupational exposure, Needlestick and splash exposure, Cameroon

## Background

Occupational exposure to blood and other body fluids (BBFs) poses a significant risk of transmission of blood-borne infections to healthcare workers (HCWs). Such exposures increase the risk of infection with human immunodeficiency virus (HIV), hepatitis B, and hepatitis C. In many cases, exposures occur through, splashes of blood or other body fluids into the eyes, nose, or mouth, or through non-intact skin [1,2]. It can also occur via percutaneous injuries from needlesticks and sharp objects [3]. Infectious materials include body fluids such as blood, urine, saliva, droplets, contaminated tissue, tools, equipment, surfaces and the environment [4].

Studies review indicate that occupational exposure to BBFs is one of the most serious issues affecting the health and well-being of health workers in most health systems especially in developing countries [5]. Several factors have been identified as increasing the risk of accidental exposure to BBFs. These factors include age, gender, work experience, shift work, lack of training and supervision [6,7]. The implementation of preventive measures including educational programs, correct and systematic use of personal protective equipment, and adherence to infection control and prevention guidelines, can significantly reduce the burden of occupational exposure among HCWs [8].

The reporting pattern of occupational exposure remains inadequate in many health care facilities in developing countries including Cameroon [9,10]. In addition, the lack of surveillance system leads to the underestimation of the burden of this occupational health problem [11].

Several primary reports in Cameroon revealed a high prevalence of occupational exposure to BBFs [3,4,11–13]. Currently, no report exists in Cameroon to quantify the pooled prevalence of occupational exposure to BBFs and the reporting pattern among HCWs. There is a need to document the overall burden of occupational exposure to BBFs. Such data will be useful in raising awareness and designing intervention strategies to guide the implementation of safety standards

in the country's health facilities [10,14]. The present systematic review and meta-analysis was conducted to estimate the pooled prevalence of BBFs exposure among HCWs in Cameroon.

## **Methods**

This systematic review was conducted in accordance with PRISMA (Preferred Reporting Items for Systematic Reviews and Meta-Analysis) guideline [15].

### **Study Designs and Setting**

Cameroon's population is estimated to be approximately 28.6 million as of 2023. It covers a surface area of 472 650 km<sup>2</sup> spread across ten administrative Regions, including the Centre, Littoral, Far-North, North, Adamawa, North-West, South-West, West, East and South. The country boasts two capitals : Yaounde, located in the Centre Region, serves as the nation's political hub, while Douala, situated in the Littoral Region, is the economic powerhouse driving the country's growth [16]. In terms of the health system component, in 2023 Cameroon has reached the World Health Organization standard for health facility density (2.3 per 10,000 population), with 24.0 available beds per 10,000 population. The country has 11.3 qualified HCWs and reports an estimated 0.41 outpatient consultations per person per year [17]. The health system pyramid include three categories including the central, intermediate and operational level [4].

### **Eligibility Criteria**

This review included cross-sectional studies that reported the lifetime and/or 12-month prevalence of occupational exposure to BBFs through exposure to mucous membranes and injured skin. To be included, studies had to provide quantitative outcomes and investigate occupational exposure to BBFs as a dependent variable. Only full-text articles in English with clear objectives and methods were included. For the narrative review, additional studies investigating risk factors of occupational exposures to BBFs were also included. This review focused on studies involving HCWs in different departments of private and public healthcare settings. Specifically, the review included studies involving doctors, nurses, midwives, assistant nurses, laboratory technicians, medical students and cleaners. No restriction was applied on publication date, since there was no prior systematic review that investigated occupational exposures to BBFs in the country.

## **Article Searching Strategy**

A comprehensive review of various literature sources was conducted, including both published and unpublished studies, based on predetermined eligibility criteria. A systematic search of electronic databases, such as PubMed, Google Scholar, Cochrane Library, and Science Direct, was performed to identify published studies. The search strategy involved analyzing the text contained in the title and abstract of each study. A combination of keywords and MeSH (Medical Subject Headings) terms was used, employing Boolean logic operators ("AND" and "OR") to refine the search. The keywords and MeSH terms included: "prevalence", "occupation", "accidental exposure", "magnitude", "exposure", "occupational disease", "accident", "occupational exposure", "cross infection", "occupational hazard", "body fluid", "blood spill", "blood", "blood-borne pathogens", "reporting", "management", "post-exposure prophylaxis", "blood-borne infection", "healthcare workers", "health workers", "health-care workers", "health personnel", "risk factor", "circumstance", "factor favoring", "medical personnel" and "Cameroon". To ensure a comprehensive search, manual searching was conducted to identify additional published articles not indexed in electronic databases. Unpublished studies were searched at the University of Yaounde 1 library. Furthermore, the reference lists of identified studies were scanned to achieve literature saturation. The last search was conducted on 01 November 2024.

## **Data Extraction and Quality Assessment**

A standardized Microsoft Office Excel 2019 form was used to extract relevant data from the selected studies, including name of primary author, study year, region, study design, setting, study population, sample size, response rate, 12-month and lifetime prevalence of exposure to BBFs among HCWs and reporting rate. All data were extracted from the eligible articles. Three authors critically assessed each article for relevance and quality. Disagreement between reviewers were resolved by discussion. The quality of the included studies was assessed using the Joanna Briggs Institute quality assessment tool for prevalence studies [18]. Nine parameters were used to assess the risk of bias for each study, including appropriateness of sampling frame, appropriate sampling technique, adequate sample size, description of study subjects and setting, sufficient data analysis, use of valid methods for identified conditions, valid measurement for all participants, use of

appropriate statistical analysis, and adequate response rate ( $\geq 60\%$ ). Each parameter was scored as 0 (yes) or 1 (no). Risk of bias was classified as low (0-2), moderate (3-4), or high (5-9).

### **Outcome of Measurement**

The primary outcomes of this study were the 12-month and lifetime prevalence of occupational exposure to BBFs. These prevalence rates were calculated by dividing the number of HCWs who experienced an occupational exposure by the total number of HCWs enrolled in the study and who were at risk of experiencing an occupational exposure to BBFs. Similarly, the reporting rate was calculated by dividing the number of cases reported or managed by the hospital focal point by the total number of cases reported by study participants

### **Operational Definition**

Occupational exposure in this report includes any splash exposure of BBFs into the eyes, nose, or mouth or non-intact skin, as well as exposure to BBFs through percutaneous injuries.

### **Statistical Analysis**

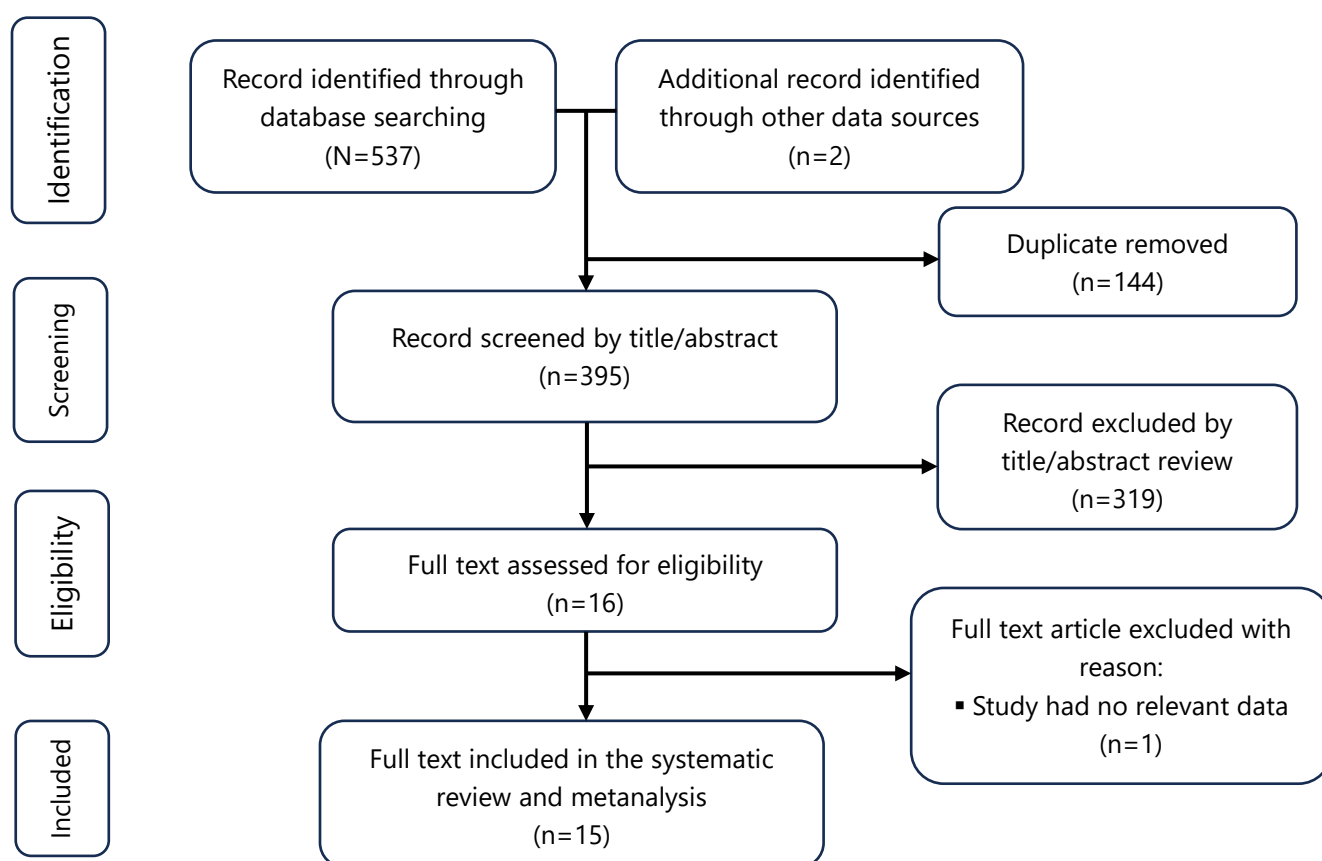
The researchers estimated the pooled prevalence of BBFs exposure using common- and random-effects meta-analysis models based on the Der Simonian and Laird approach. The existence of heterogeneity among the studies was assessed using the  $I^2$  test statistic. Three categories were used to classify the degree of heterogeneity ( $I^2$  index). These categories were either low ( $<25\%$ ), moderate (25-75%), or high ( $>75\%$ ) heterogeneity. The subgroup analysis was performed for the study year, the region, the sample size and the hospital level. The random-effects model was preferred if a significant heterogeneity between studies, was observed for the 12-month and lifetime BBFs exposure prevalence estimates.

A  $p$ -value  $< 0.05$  was used to declare significant heterogeneity. Finally, meta-regression analysis was used to assess the association between the prevalence of BBFs exposure and the study year, the region and the sample size. Data were analyzed using R Statistics version 4.3.3. Publication bias was assessed using funnel plots. Symmetrical large inverted funnels reflected the absence of publication bias. A narrative review of the significant risk factors was also performed.

## Results

A comprehensive literature review yielded a total of 539 records. After removal of 144 duplicate studies, 395 records remained. After reviewing their titles and abstracts, 319 reports were excluded for lack of relevance. The full texts of the remaining 16 records were then assessed for eligibility. Finally, 15 study reports met the eligibility criteria and were included in this systematic review and meta-analysis (Figure 1).

### Description of Studies



**Fig. 1** Flow diagram of the systematic review of studies related to occupational exposure among healthcare workers in Cameroon, 2010–2023

A total of 14 original articles and one unpublished research for total sample of 2613 participants were included to estimate the pooled prevalence, determine the reporting rate and review risk factors. The studies were conducted between 2012 and 2023. Most of the studies were conducted in the Centre Region and in central-level healthcare settings (Table 1).

### **Prevalence of Occupational Exposure to BBFs**

The random-effects model showed that the estimated overall pooled prevalence of 12-month exposure to BBFs among HCWs in Cameroon was 55.44% (95% CI: 41.20-69.68) with a highly significant level of heterogeneity ( $I^2=97.5%$ ;  $p<0.001$ ). The pooled lifetime prevalence of exposure to BBFs using the random-effects model was 57.27% (95% CI: 42.43-72.10) with a significantly high level of heterogeneity ( $I^2=97.7%$ ;  $p<0.001$ ) (Figures 2 and 3).

### **Heterogeneity and Subgroup Analysis**

The random-effects model was preferred because of the highly significant heterogeneity between studies for both 12-month and lifetime BBFs exposure prevalence estimates (Figure 2 and 3).

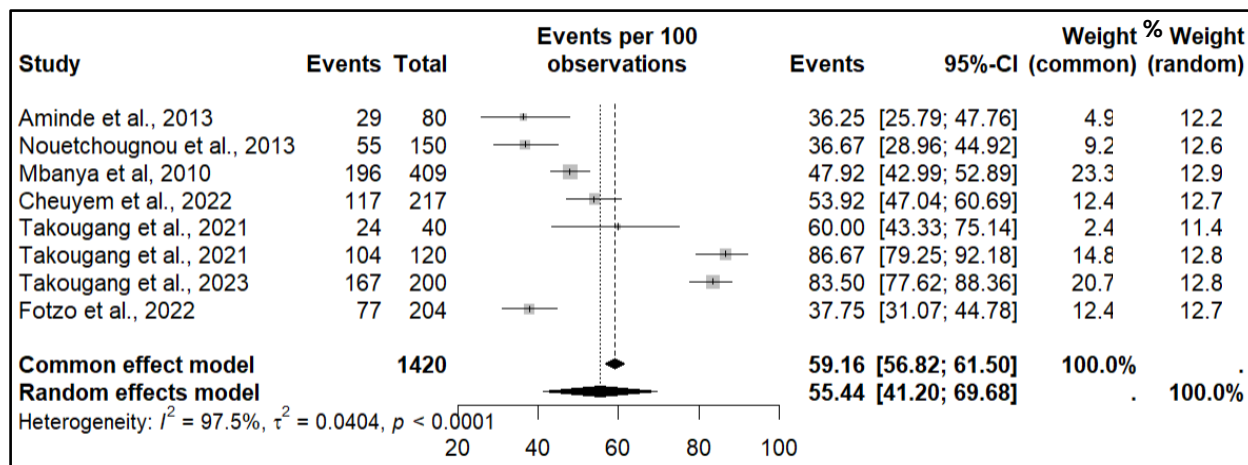
The highest 12-month pooled prevalence was observed in intermediate level health facilities (84.73%; 95% CI: 85.55-88.50), in Regions other than the Centre (70.87%; 95% CI: 37.26-95.13) and for studies conducted from 2017 to 2023 (65.63%; 95% CI: 45.73-83.06) and the lowest was reported from studies conducted from 2010 to 2016 (41.13%; 95% CI: 33.11-49.40). This meta-analysis also found that the lifetime prevalence of BBFs exposure was the highest for other Region namely the North-west and South-west Regions (77.96%; 95% CI: 57.39-93.19) and the lowest observed in studies with sample size less than 200 (45.9% 95% CI: 14.81-77.50) or studies conducted from 2010 to 2016 (45.11%; 95% CI: 23.10-68.16) (Table 2).



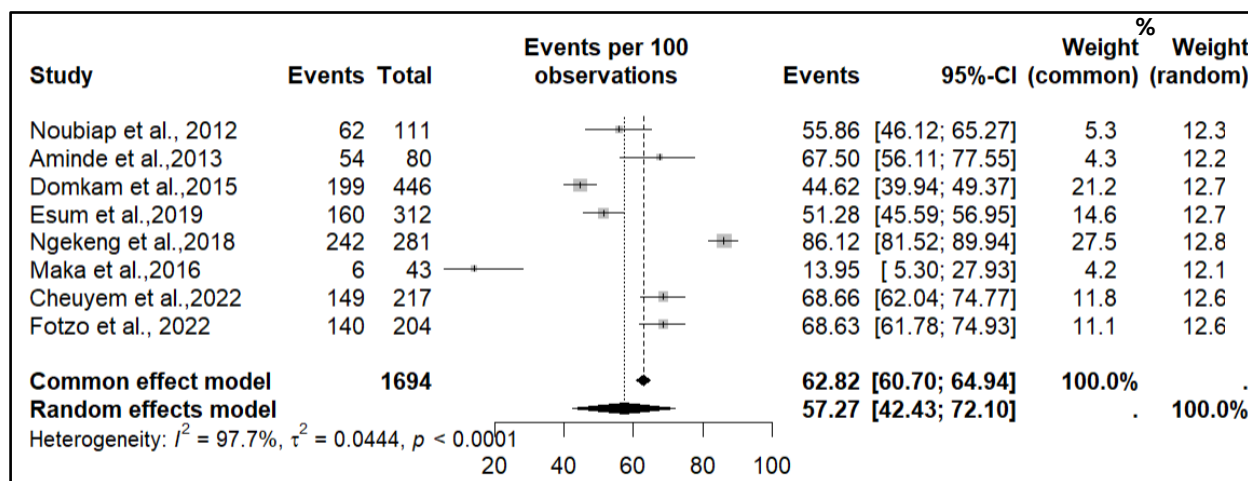
**Table 1** Characteristic of studies included to assess the pooled prevalence of occupational exposure among healthcare workers in Cameroon, 2010-2023

Author	Region	Year of study	Design	Setting	Study population	Sample size	Response rate (%)	Quality score
Noubiap <i>et al.</i> [19]	Centre	2012	CS	Central level hospital University	Medical student	111	100	6
Aminde <i>et al.</i> [13]	North-west	2013	CS	District hospital	HCWs	80	94	7
Domkam <i>et al.</i> [20]	Centre East Littoral North-west South-west	2015	CS	Intermediate and operational level hospitals	HCWs	446	100	8
Esum <i>et al.</i> [21]	Centre South-west	2019	CS	District hospital	HCWs	312	100	7
Ngekeng <i>et al.</i> [22]	South-west	2018	CS	Intermediate and operational level hospital	HCWs	281	100	7
Nouetchougnou <i>et al.</i> [11]	Centre	2013	CS	Central level hospital	HCWs	150	64.4	8
Maka <i>et al.</i> [23]	Centre	2016	CS	District hospital	HCWs	43	43	5
Mbanya <i>et al.</i> [24]	Centre	2010	CS	Central level hospital	HCWs	409	60.1	7
Cheuyem <i>et al.</i> [3,10,25]	Centre	2022	CS	District hospital	HCWs	217	78	8
Takougang <i>et al.</i> [26]	Centre	2021	CS	Central level hospital	HCWs	40	75.5	5
Takougang <i>et al.</i> [4]	East	2021	CS	Intermediate level hospital	HCWs	120	60	8
Takougang <i>et al.</i> [12]	South-west	2023	CS	Intermediate level hospital	HCWs	200	80	7
Fotzo <i>et al.</i> [27]	Centre	2022	CS	Central level hospital	HCWs	204	77	6

CS: Cross sectional study; HCW: Healthcare worker



**Fig. 2** Annual estimates of the occupational exposure to body fluids among healthcare workers in Cameroon, 2010-2023



**Fig. 3** Life course estimates of the occupational exposure to body fluids among healthcare workers in Cameroon, 2010-2023

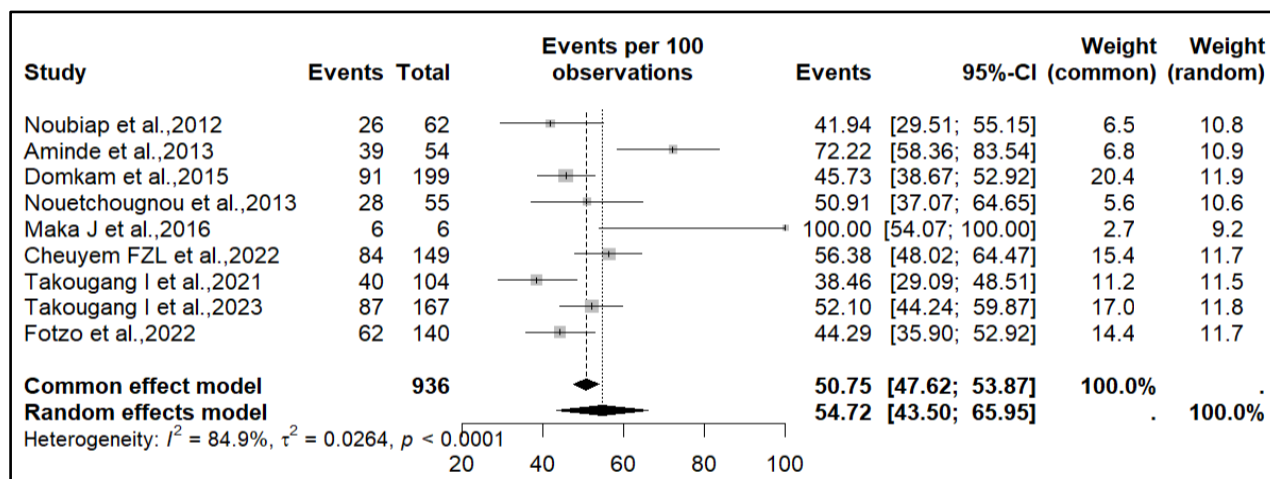
**Table 2** Subgroup metanalysis of prevalences estimates of occupation exposure among healthcare workers in Cameroon, 2010-2023

Prevalence estimate	Category	Subgroup	Number of studies	Sample size	Prevalence <sup>1</sup> (%)	(95% CI) <sup>1</sup>		Heterogeneity statistic <sup>1</sup>		
						Lower limit	Upper limit	I <sup>2</sup> (%)	p-value	Tau <sup>2</sup>
12-month	Region	Centre	5	1020	46.25	38.25	54.35	80.1	<0.001	0.0067
		Others <sup>2</sup>	3	400	70.87	37.26	95.13	97.1	<0.001	0.0887
	Year of study	2010-2016	3	639	41.13	33.11	49.40	74.2	0.021	0.0037
		2017-2023	5	781	65.63	45.73	83.06	97.2	<0.001	0.0496
	Hospital level	Central	4	803	44.07	35.38	52.96	77.2	0.004	0.0061
		Intermediate	2	320	84.73	80.55	88.50	0	0.463	0
		Operational	2	297	45.60	28.85	62.86	86.4	0.007	0.0135
	Sample size	<200	4	390	55.90	30.50	79.78	96.8	<0.001	0.0650
		≥200	4	1030	56.47	36.00	75.86	97.3	<0.001	0.0431
	Lifetime	Region	Centre	4	575	51.80	26.18	76.94	94.6	<0.001
Centre and others <sup>3</sup>			2	758	47.76	41.28	54.29	69.3	0.071	0.0015
Others <sup>4</sup>			2	361	77.96	57.39	93.19	92.1	<0.001	0.0234
Year of study		2010-2016	4	680	45.11	23.10	68.16	92.7	<0.001	0.0532
		2017-2023	4	1014	69.42	54.18	82.77	96.7	<0.001	0.0246
Hospital level and operational		Central	2	315	62.74	49.90	74.73	80.0	0.025	0.0069
		Intermediate	2	727	67.07	23.98	97.43	99.3	<0.001	0.1031
		Operational	4	652	50.22	25.20	75.18	94.8	<0.001	0.0670
Sample size		<200	3	234	45.09	14.81	77.50	94.7	<0.001	0.0839
		≥200	5	1460	64.6	49.07	78.70	97.6	<0.001	0.0311

<sup>1</sup> Random effects model; CI: Confidence interval; <sup>2</sup> Others included the North-west, the South-west, the East Regions; <sup>3</sup> Centre and others included the Centre, the Littoral, the South-west, the North-west and the Littoral Regions; <sup>4</sup> Others included the South-west and the North-west Regions

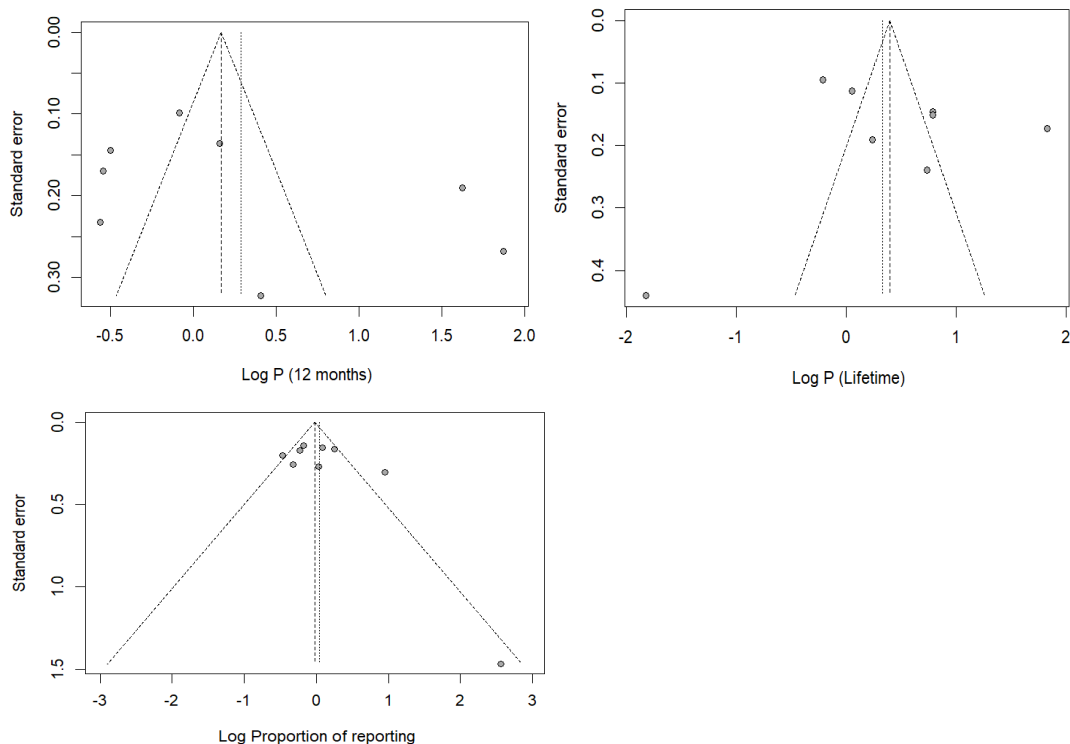
## Reporting Pattern of Occupational Exposure to BBFs

The random-effects model showed that the estimated overall pooled reporting rate in Cameroon was 54.72% (95% CI: 43.50-65.95) with a highly significant level of heterogeneity ( $I^2=84.9\%$ ;  $p<0.001$ ) (Figure 4).



**Fig. 4** Reporting estimates of occupational exposures cases among healthcare workers in Cameroon, 2010-2023

Visual inspection of the funnel plot revealed a relatively symmetrical distribution of studies assessing the lifetime prevalence of occupational exposure to BBFs and the reporting profile. This symmetry suggests that the studies are scattered around the pooled estimate in a fairly even manner, with no obvious evidence of publication bias or small-study effects. However, the asymmetry was observed among studies assessing the 12-month prevalence reflecting potential publication bias (Figure 5).



**Fig. 5** Funnel plot with pseudo 95% confidence limits of studies included

### Meta-Regression Analysis

The meta-regression analysis showed that the observed heterogeneity in the 12-month and lifetime prevalence of occupational exposure to BBFs was not due to differences in study year, sample size or region (Table 3).

**Table 3** Meta-regression of factor influencing the heterogeneity of the prevalence of occupational exposure among healthcare worker in Cameroon, 2010-2023

Prevalence estimate	Heterogeneity source	Coefficient	Standard error	<i>p</i> -value
12-month	Study year	1.0896	0.6097	0.074
	Sample size	-0.0142	0.7317	0.984
	Region	1.0984	0.6062	0.070
Lifetime	Study year	1.0597	0.6168	0.0858
	Sample size	-0.8538	0.7153	0.2326
	Region	-0.1574	0.8015	0.8444

## Narrative Review of Factors Associated with Occupational Exposures to BBFs

Various factors were identified as associated with the occurrence of occupational exposure to BBFs. Such factors included the age, the educational level, the working unit (surgical, obstetrical wards), professional status (midwives, cleaners), lack of refresher training in infection control and prevention measures.

**Table 4** Parameters associated with occupational exposure to blood and other body fluids among healthcare workers in Cameroon, 2010-2023

Author	Study design	Study population	Setting	Region	Results
Cheuyem <i>et al.</i> [25]	CS	HCWs	Hospital	Centre	HCWs aged less than 35 years (AOR 2.37; 95% CI: 1.09-5.22), with less than 12 years of education (AOR 0.34; 95% CI: 0.11-0.91), working in a surgical unit (AOR 3.11; 95% CI: 1.33-7.38), and recycling scalp blades for reuse (AOR 7.56; 95% CI: 2.44-25.9) were at significantly higher risk of percutaneous injury. HCWs working in the surgical unit (AOR 4.72; 95% CI: 1.95-12.3), in the obstetric unit (AOR 3.16; 95% CI: 1.30-8.13), those who did not receive refresher training (AOR 2.88; 95% CI: 1.48-5.82), and those who were fully vaccinated against HVB (AOR 6.47; 95% CI: 2.25-20.5) were at significantly higher risk of splash exposure.
Esum <i>et al.</i> [21]	CS	HCWs	Hospital	Centre and South-west	HCWs with tertiary education (AOR 0.34; 95% CI: 0.16-0.75), or working in a surgical unit (AOR 3.11; 95% CI: 1.33-7.38) were significantly more at risk of percutaneous exposure to BBFs.
Takougang <i>et al.</i> [4]	CS	HCWs	Hospital	East	Midwives (AOR 65.9; 95% CI: 8.49-1428) and cleaners (AOR 14.7; 95% CI: 1.44-386) had a significantly higher risk of occupational exposure to BBFs.
Takougang <i>et al.</i> [12]	CS	HCWs	Hospital	South-west	HCWs from the medical (AOR 5.95; 95% CI: 1.77-24.3), surgical (AOR 3.74; 95% CI: 1.06-15.7), and pediatric (AOR 10.9; 95% CI: 2.07-74.3) wards were significantly more at risk for percutaneous injury compared to those from the laboratory unit. Female HCWs (AOR 2.86; 95% CI: 1.23-7.18), those working in the laboratory (AOR 13.3; 95% CI: 2.51-109), obstetrics (AOR 22.6; 95% CI: 4.3-186), dental service (AOR 26.3; 95% CI: 2.91-361) were significantly more at risk of splashes compared to those working in the emergency department. HCWs who had not received refresher training on ICP (AOR 2.41; 95% CI: 5.01-0.015) were significantly more likely to underreport occupational exposure to BBFS.

CS: Cross-sectional study; HCW: Healthcare worker; AOR: Adjusted Odds Ratio; CI: Confidence interval; BBF: Blood and other body fluid, ICP: Infection control and prevention

## Discussion

Health information is needed to make evidence-based decisions about the health and well-being of HCWs, who are one of the main pillars of the health system [14]. This first systematic review and meta-analysis aimed to estimate the lifetime and 12-month prevalence of occupational exposure to BBFs among healthcare workers (HCWs) in Cameroon, providing evidence of the burden of this phenomenon among this professional group. We included a total of 15 study reports that investigated the prevalence of BBFs exposure and demonstrated a high burden of occupational exposure to BBFs among HCWs in Cameroon.

More than half of HCWs experience an occupational exposure either in a lifetime (57.27%) or 12-month (55.44%) period. Occupational exposure to BBFs is a major public health problem in Cameroon, as in many other countries of the world. The results of this study show that HCWs in Cameroon are at high risk of infection from BBFs, particularly HIV, hepatitis B, and hepatitis C. These findings are consistent with studies conducted in other sub-Saharan African and Asian countries, where rates of occupational exposure to BBFs are also high [7,28–30]. Reports from worldwide systematic review and metanalysis depict similar trends [31].

The study results suggest that HCWs in Cameroon are at high risk of exposure to BBFs, especially in intermediate level health facilities and in Regions other than the Center. Health facilities in the Centre Region, particularly the referral hospitals where most of the included studies were conducted, may have benefited from better training, provision of personal protective equipment, and a safer working environment compared to health facilities in other Regions. In the fight against this medical hazard, this evidence can be used to direct efforts and resources to where the burden of the phenomenon is higher. Especially in a resource-limited country.

This study showed an increase in both 12-month and lifetime prevalence of occupational exposure from 2010 to 2023. This may be due to the deficiencies in the implementation of adequate occupational safety and health policies and guidelines to address this health problem in the country. Such policies should ensure the implementation of medical education and training on infection control practices and occupational safety in healthcare settings, the availability of personal protective equipment and the adequate waste management practices [8]. In addition, the

increased patient load of HCWs in a context of a limited health workforce might have influenced this trend [17]. In this regard, studies from Cameroon and Ethiopia report that fatigue and stress due to high workload were commonly cited factors favoring the occurrence of occupational exposure to BBFs [25,32,33].

## **Limitations**

The asymmetry observed in the funnel plot suggests that smaller studies with more extreme results may be overrepresented in the literature, potentially leading to an overestimation of the true prevalence of occupational exposure to BBFs. This limitation highlights the need for future studies to use larger sample sizes and more rigorous reporting methods. In addition, the included studies may be subject to recall bias, which could affect the accuracy of the results. Furthermore, the geographical representation of the studies was limited, with no studies from certain regions of Cameroon, such as the northern part of the country. Despite these limitations, this systematic review and meta-analysis used robust methods to critically appraise and synthesize the available evidence. The use of internationally accepted tools and the inclusion of both published and unpublished studies helped to minimize publication bias and address the underreporting of negative results.

## **Conclusions**

HCWs in Cameroon face a significant risk of occupational exposure to BBFs, with more than half experiencing exposure in their lifetime or within a 12-month period. This is a major public health concern, particularly for HIV, hepatitis B and hepatitis C infections transmission. The findings highlight the need for targeted interventions, including improved infection control practices, adherence to standard precautions, and enhanced occupational safety and health policies.

## **Abbreviations**

BBFs: Blood and other Body Fluids

CI: Confidence Interval



CS: Cross Sectional Study

HCW: Healthcare Worker

HIV: Human Immunodeficiency Virus

ICP: Infection Control and Prevention

MeSH: Medical Subject Headings

PRISMA: Preferred Reporting Items for Systematic Reviews and Meta-Analysis

## Declarations

**Author contributions:** FZLC conceived the original idea of the study. FZLC and DCMH conducted the literature search. FZLC, MCE, and CM selected the studies, extracted the relevant information, and synthesized the data. FZLC performed the analyses and wrote the first draft of the manuscript. All authors critically reviewed and revised successive drafts of the manuscript. All authors read and approved the final manuscript.

**Ethical Approval Statement:** Not applicable

**Consent for publication:** Not applicable.

**Availability of data and materials:** All data generated or analyzed during this study are included in this published article.

**Competing interests:** All authors declare no conflicts of interest and have approved the final version of the article.

**Funding source:** This research did not receive any specific grant from funding agencies in the public, commercial or not-for-profit sectors.

## References

1. Sahiledengle B, Gebresilassie A, Getahun T, Hiko D. Infection Prevention Practices and Associated Factors among Healthcare Workers in Governmental Healthcare Facilities in Addis Ababa. *Ethiop J Health Sci*. 2018;28(2):177–86.
2. Westermann C, Peters C, Lisiak B, Lamberti M, Nienhaus A. The prevalence of hepatitis C among healthcare workers: a systematic review and meta-analysis. *Occup Environ Med*. 2015;72(12):880–8.
3. Cheuyem FZL, Lyonga EE, Kamga HG, Mbopi-Keou FX, Takougang I. Needlestick and Sharp Injuries and Hepatitis B Vaccination among Healthcare Workers: A Cross Sectional Study in Six District Hospitals in Yaounde (Cameroon). *J Community Med Public Health*. 2023;7(3):1–9.
4. Takougang I, Lekeumo Cheuyem FZ, Ze BRS, Tsamoh FF, Moneboulou HM. Awareness of standard precautions, circumstances of occurrence and management of occupational exposures to body fluids among healthcare workers in a regional level referral hospital (Bertoua, Cameroon). *BMC Health Serv Res*. 2024;24(1):424.
5. Mengistu DA, Tolera ST. Prevalence of occupational exposure to needle-stick injury and associated factors among healthcare workers of developing countries: Systematic review. *J Occup Health*. 2020;62(1):e12179.
6. Hassanipour S, Sepandi M, Tavakkol R, Jabbari M, Rabiei H, Malakoutikhah M, *et al*. Epidemiology and risk factors of needlestick injuries among healthcare workers in Iran: a systematic reviews and meta-analysis. *Environ Health Prev Med*. 2021;26(1):43.
7. Alamneh YM, Wondifraw AZ, Negesse A, Ketema DB, Akalu TY. The prevalence of occupational injury and its associated factors in Ethiopia: a systematic review and meta-analysis. *J Occup Med Toxicol*. 2020;15(1):14.
8. Takougang I, Cheuyem FZL, Lyonga EE, Ndungo JH, Mbopi-Keou FX. Observance of Standard Precautions for Infection Prevention in The Covid-19 Era: A Cross Sectional Study in Six District Hospitals in Yaounde, Cameroon. *Am J Biomed Sci Res*. 2023;19(5):590–8.
9. Ghanei Gheshlagh R, Aslani M, Shabani F, Dalvand S, Parizad N. Prevalence of needlestick and sharps injuries in the healthcare workers of Iranian hospitals: an updated meta-analysis. *Environ Health Prev Med*. 2018;23(1):44.
10. Takougang I, Cheuyem FZL, Ndungo JH, Lyonga EE, Mbopi-Keou FX. Infection Risk Perception, Reporting and Post-Exposure Management of Occupational Injuries among Healthcare Workers in District Hospitals. *J Clin Gastroenterol Hepatol*. 2023;7(4):1–7.

11. Nouetchognou JS, Ateudjieu J, Jemea B, Mbanya D. Accidental exposures to blood and body fluids among health care workers in a Referral Hospital of Cameroon. *BMC Res Notes*. 2016;9(1):94.
12. Takougang I, Cheuyem FZL, Changeh BA, Nyonga ND, Moneboulou HM. Accidental Exposure to Body Fluids Among Healthcare Workers in a Referral Hospital in the Security-Challenged Region of South West Cameroon. *J Nurs Healthc*. 2024;9(2):1–13.
13. Aminde LN, Takah NF, Dzudie A, Bonko NM, Awungafac G, Teno D, *et al*. Occupational Post-Exposure Prophylaxis (PEP) against Human Immunodeficiency Virus (HIV) Infection in a Health District in Cameroon: Assessment of the Knowledge and Practices of Nurses. *PLOS ONE*. 2015;10(4):e0124416.
14. Hibbert PD, Stewart S, Wiles LK, Braithwaite J, Runciman WB, Thomas MJW. Improving patient safety governance and systems through learning from successes and failures: qualitative surveys and interviews with international experts. *Int J Qual Health Care*. 2023;35(4):0.
15. Moher D, Liberati A, Tetzlaff J, Altman DG, Group TP. Preferred Reporting Items for Systematic Reviews and Meta-Analyses: The PRISMA Statement. *PLOS Med*. 2009;6(7):e1000097.
16. Bigna JJ, Amougou MA, Asangbeh SL, Kenne AM, Noumegni SRN, Ngo-Malabo ET, *et al*. Seroprevalence of hepatitis B virus infection in Cameroon: a systematic review and meta-analysis. *BMJ Open*. 2017;7(6):e015298.
17. Cheuyem FZL, Ajong BN, Amani A, Boukeng LBK, Ngos CS, Nkongo FK, *et al*. Sustainable Development Goals and Health Sector Strategic Indicators Assessment in Cameroon: A Retrospective Analysis at Regional and National Levels. *medRxiv*; 2024. doi: 10.1101/2024.11.25.24317921v1
18. JBI Critical Appraisal Tools. The Joanna Briggs Institute, Adelaide. 2017. <https://jbi.global/critical-appraisal-tools>. Accessed: 2024 Dec 03.
19. Noubiap JN, Nansseu JRN, Kengne KK, Tchokfe Ndoula S, Agyingi LA. Occupational exposure to blood, hepatitis B vaccine knowledge and uptake among medical students in Cameroon. *BMC Med Educ*. 2013;13(1):148.
20. Domkam IK, Sonela N, Kamgaing N, Takam PS, Gwom LC, Betilene TMA, *et al*. Prevalence and risk factors to HIV-infection amongst health care workers within public and private health facilities in Cameroon. *Pan Afr Med J*. 2018; 29:158.
21. Esum ME, Nwana YN, Ngwayu CN, Lum LN, Akoachere AJF. Prevalence of Occupational Exposure to HIV and Factors Associated with Compliance with Post-Exposure Prophylaxis Among Health Workers of the Biyem-Assi, Buea, and Limbe Health Districts of Cameroon Maternal and Child Health and AIDS. *Int J Matern Child Health AIDS IJMA*. 2022;11(1):e557.

22. Ngekeng S, Chichom-Mefire A, Nde P, Nsagha D, Nkuigue A, Tiogouo K, *et al.* Hepatitis B Prevalence, Knowledge and Occupational Factors among Health Care Workers in Fako Division, South West Region Cameroon. *Microbiol Res J Int.* 2018;23(4):1–9.
23. Maka J. Accidental Exposure to Blood: Case Reporting and Management of Healthcare workers in the Biyem-assi District Hospital in 2016. *TEXILA Int J PUBLIC Health.* 2017;5(4):303–9.
24. Mbanya D, Ateudjieu J, Tagny CT, Moudourou S, Lobe MM, Kaptue L. Risk Factors for Transmission of HIV in a Hospital Environment of Yaoundé, Cameroon. *Int J Environ Res Public Health.* 2010;7(5):2085–100.
25. Cheuyem FZL, Ndungo JH, Lyonga EE, Mbopi-Keou FX, Takougang I. Circumstances of Occurrence and Factors Associated with Occupational Exposure to Body Fluids in District Hospitals (Yaounde, Cameroon). *Int J Prev Med Care.* 2023;1(2):64–72.
26. Takougang I, Mbognou ZF, Cheuyem FZL, Nouko A, Lowe M. Occupational Exposure and Observance of Standard Precautions Among Bucco-Dental Health Workers in Referral Hospitals (Yaoundé, Cameroon). *Am J Biomed Sci Res.* 2023;20(5):623–30.
27. Fotzo NNC, Takougang I, Nokam A. Needle Stick Injuries: Prevalence and Reporting Patterns Among Bucco Dental and Medical Health Workers in Two Reference Hospitals in Yaoundé. *Université de Yaoundé 1*; 2022.
28. Sahiledengle B, Tekalegn Y, Woldeyohannes D, Quisido BJE. Occupational exposures to blood and body fluids among healthcare workers in Ethiopia: a systematic review and meta-analysis. *Environ Health Prev Med.* 2020;25(1):58.
29. Goel V, Kumar D, Lingaiah R, Singh S. Occurrence of Needlestick and Injuries among Health-care Workers of a Tertiary Care Teaching Hospital in North India. *J Lab Physicians.* 2017;9(1):20–5.
30. Shi Y, Xue H, Ma Y, Wang L, Gao T, Shi L, *et al.* Prevalence of occupational exposure and its influence on job satisfaction among Chinese healthcare workers: a large-sample, cross-sectional study. *BMJ Open.* 2020;10(4):e031953.
31. Bouya S, Balouchi A, Rafiemanesh H, Amirshahi M, Dastres M, Moghadam MP, *et al.* Global Prevalence and Device Related Causes of Needle Stick Injuries among Health Care Workers: A Systematic Review and Meta-Analysis. *Ann Glob Health.* 2020;86(1):35.
32. Bazie GW. Factors Associated with Needle Stick and Sharp Injuries Among Healthcare Workers in North East Ethiopia. *Risk Manag Healthc Policy.* 2020;13(1):2449–56.
33. Shitu S, Adugna G, Abebe H. Occupational exposure to blood/body fluid splash and its predictors among midwives working in public health institutions at Addis Ababa city Ethiopia, 2020. Institution-based cross-sectional study. *PloS One.* 2021;16(6):e0251815.