

## **Ethnic Inequalities in Palliative Care Prescribing – A Rapid Systematic Review.**

Tafadzwa Patience Kunonga,<sup>1,a,b</sup> Eugenie Evelynne Johnson,<sup>1, a</sup> Usvah Din,<sup>1</sup> Elizabeth Westhead,<sup>1</sup> Felicity Dewhurst,<sup>1</sup> Barbara Hanratty<sup>1</sup>

<sup>1</sup>Population Health Sciences Institute, Newcastle University, Newcastle Biomedical Research Building, Newcastle upon Tyne, NE4 5PL, UK

<sup>a</sup>Joint first author

<sup>b</sup>Corresponding author - Population Health Sciences Institute, Newcastle Biomedical Research Building, Newcastle University, Newcastle upon Tyne NE4 5PL, UK. Tel.: +44 (0) 1912086260; fax: +44 (0) 19120861101; [patience.kunonga@newcastle.ac.uk](mailto:patience.kunonga@newcastle.ac.uk)

Abstract: 250; Word count: 4,178; Number of tables: 6; Number of figures: 3; Number of references: 47.

## **Abstract:**

### **Context:**

Effective palliative care involves managing the many symptoms commonly experienced towards the end-of-life. Appropriate prescribing is key to this care, and ethnic inequalities may lead to unequal treatment and poorer outcomes for minority groups. Understanding these disparities is critical to ensuring equitable care.

### **Objectives:**

To investigate ethnic inequalities in palliative care prescribing amongst adults residing in high-income countries.

### **Methods:**

The review was registered with the International Prospective Register of Systematic Reviews (PROSPERO) under registration number CRD42023476977. We conducted searches across three electronic databases (MEDLINE, Embase, and CINAHL) from January 2000 to November 2023. Screening, data extraction and quality assessment were conducted independently by two reviewers. Quality was assessed using various JBI Critical Appraisal tools. Due to the heterogeneity of included studies, a narrative review was undertaken without a meta-analysis.

### **Results:**

Out of 7880 references identified, 10 studies met the inclusion criteria, all conducted in the United States. Overall, five studies were deemed to be high quality and five were fair quality. The studies highlighted ethnic disparities in palliative care prescribing. Minority populations were less likely to receive pain management medications, particularly opioids, compared to non-Hispanic whites. Increased age, female gender, lower socioeconomic status, and place of residence were also related to differences in prescribing practices.

### **Conclusions:**

This rapid systematic review suggests that there are ethnic inequalities in palliative care symptom management prescribing, highlighting a possible gap in care for ethnic minority patients. Research beyond the USA is needed to understand if there are international disparities in palliative care prescribing.

## Key message

This article reports a rapid systematic review on ethnic inequalities in palliative care prescribing for symptom control in high-income countries. Findings highlight a gap in care for ethnic minority patients. Further investigation is needed to understand how widespread disparities in palliative care prescribing are, across the world.

## Key words

Palliative care, ethnic inequalities, prescribing, symptom management, high-income countries, rapid systematic review.

**Running title:** Ethnic Inequalities in Palliative Care

## Introduction

Prescribing in palliative and end-of-life care is increasingly complex. Longstanding problems include dynamic symptoms, individual variability, unlicensed medication use and polypharmacy (1).

Advances in oncological and non-oncological disease management have resulted in patients living longer with increasingly complex symptoms and side effects. As the population ages, living with multimorbidity and organ dysfunction becomes increasingly common (2), both of which impact drug metabolism and efficacy. Tailoring prescriptions to individual needs requires careful assessment and personalised approaches. Furthermore, most people in the last year of life receive multiple medications for various conditions. Balancing symptom control while minimising adverse effects is challenging. Professionals must consider potential interactions and prioritize essential therapies; success relies upon effective utilisation of the expertise of a multi-disciplinary team (3).

Specialist pharmacists can play a critical role in optimizing medication management for individuals receiving palliative care (4). They may conduct thorough reviews of patients' medication profiles, assessing appropriateness, interactions, and potential adverse effects (5). Regular reviews ensure the medication regimen aligns with the patient's evolving needs. Collaborating with the multidisciplinary team, pharmacists have the expertise to tailor drug regimens for symptom relief. Effective symptom management enhances patients' quality of life. In addition, pharmacists may educate patients,

families, and other healthcare professionals about proper medication use. This includes deprescribing, dosing instructions, administration techniques, and managing side effects.

Ethnic differences in prescribing can arise due to inequalities in access, cultural beliefs, language barriers, and varying responses to medications (6). To tackle these issues, it is essential to address care inequalities and ensure healthcare providers undergo cultural competence training.

Understanding patients' cultural backgrounds helps tailor treatment plans and ensures respectful communication (7). Access to interpreters or bilingual healthcare professionals is vital. Clear communication about medications, side effects, and treatment options bridges language gaps.

Involving patients and families in decision-making is essential. Healthcare professionals must understand their preferences, beliefs, and concerns (8). Respect for cultural practices related to health and healing is crucial. Additionally, relying on evidence-based guidelines and pharmaceutical expertise is essential. It is important to recognise that certain ethnic groups may have unique pharmacogenetic variations. By integrating these strategies, healthcare professionals can provide equitable and effective care, regardless of patients' ethnic backgrounds.

Previous research highlights the need to address ethnic inequality in palliative care experiences, with systematic synthesis of evidence lacking to date (9-11). Addressing a critical gap in existing research, our rapid review aims to systematically synthesise evidence on ethnic disparities in palliative care prescribing amongst adults in high-income countries. This synthesis offers a foundation for informed decision-making and improved care. Our approach ensures a rigorous examination of the complexities and cumulative effects of social determinants, intersecting identities, and life-course influences on palliative care prescribing practices.

## **Research aim**

This rapid systematic review aims to explore ethnic inequalities in palliative care prescribing amongst adults residing in high-income countries.

## **Conceptual Framework Underpinning Research**

This systematic review uses the Kunonga Framework (see Supplementary Table 1) developed specifically designed to address the complexities of health inequalities and inequities within the context of evidence synthesis (12). The Kunonga Framework builds upon the established PROGRESS-Plus framework by integrating a focus on intersectionality and the life-course perspective. PROGRESS-Plus serves as an acronym for identifying and analysing the social determinants of health, standing for: Place of residence; Race/ethnicity/culture/language; Occupation; Gender/sex; Religion; Education; Socioeconomic status; and Social capital. The "Plus" element includes additional factors such as age, disability, and sexual orientation (13, 14).

The Kunonga Framework enhances the PROGRESS-Plus framework by reinforcing the critical distinction between health inequality and health inequity, emphasising that not all health differences are inherently inequitable. It advocates for the incorporation of intersectionality within evidence synthesis, which necessitates recognising how multiple social identities and factors such as race, ethnicity, gender, and socioeconomic status interact to create unique and compounded barriers to health (15, 16). Furthermore, the Kunonga Framework encourages integrating the lifecourse perspective in evidence synthesis, examining how life events and transitions influence outcomes (17, 18). This perspective will help researchers understand how socioeconomic status, cultural norms, and systemic factors shape ethnic inequalities in palliative care prescribing (18).

## **Methods**

This rapid systematic review was conducted in accordance with Preferred Reporting Items for Systematic reviews and Meta-Analyses (PRISMA) guidelines (19), with adaptations to expedite the process, including using a limited number of databases and restricting the search to English language studies, as described in rapid review guidelines (20). The review was registered with the International Prospective Register of Systematic Reviews (PROSPERO), (registration number: CRD42023476977).

## **Search strategy**

We developed search strategies for MEDLINE, Embase and CINAHL. The search was developed in MEDLINE and adapted for Embase and CINAHL. Medical Subject Headings (MeSH), keywords, and relevant terms, including synonyms for "palliative care," "prescribing," and "ethnic minorities," were incorporated into the search strategy. Searches were conducted between January 2000 and November 2023 and were limited to studies published in English. Complete search strategies are provided in Appendices 1 to 3.

## **Eligibility criteria**

The full eligibility criteria for the review are presented in Table 1. Studies were included if they focused on adults receiving palliative care across various settings and examined ethnic inequalities in prescribing symptom relief medication. Palliative care is defined as a holistic approach to improving quality of life for patients with life-limiting illnesses by managing symptoms and addressing their physical, emotional, social, and spiritual needs (21). We defined inequality as measurable differences in palliative care prescribing among ethnic groups that do not consider fairness. Examples include variations in the types and dosages of medications prescribed or the frequency of pain management interventions. Inclusion criteria, predetermined in the protocol, specified studies from Organisation for Economic Cooperation and Development (OECD) high-income countries (22), to ensure comparability and maintain similarity in palliative care standards. Only English language studies published from 2000 onwards were considered to ensure that findings were relevant to current practices and reflect the latest research advancements and trends. Studies were excluded if they involved non-adult populations, were conducted in OECD medium or low-income countries, lacked a specific focus on symptom control medications, dated before 2000, or did not compare prescribing patterns across ethnicities. Abstracts, conference proceedings, dissertations, books, and other forms of grey literature were also excluded to ensure the inclusion of high-quality, peer-reviewed evidence.

*Insert Table 1 here*

## **Study screening and selection**

The identified studies underwent initial processing through EndNote 21 (23). Duplicates within the dataset were identified and removed. The remaining studies were imported into Rayyan, a web-based software for systematic reviews, to facilitate screening (24). To ensure systematic and consistent screening, criteria were developed based on the predetermined inclusion and exclusion guidelines. The criteria were piloted on 10% of the studies to refine their utility and efficacy prior to full-scale implementation. Titles and abstracts were assessed in Rayyan and categorised as ‘included’ or ‘excluded’ based on the criteria. Included studies were exported back to EndNote 21 for full-text examination. Both stages of selection were performed independently by two researchers, with any conflicts resolved through discussion.

## **Data extraction**

A data extraction form was created using Microsoft Excel to capture relevant study characteristics, participant demographics, and pertinent information. Extracted data included author details, publication year, country, participant age, study setting, study design, sample size, ethnic groups, underlying condition, treated symptoms, medications prescribed, inter-ethnic differences, study conclusions and, where reported, other PROGRESS-Plus factors. The extraction form underwent pilot testing with 20% of included studies to refine its structure. The remaining studies were extracted by single researchers, with another checking for accuracy. Any conflicts were resolved through discussion or by a third researcher.

## **Critical appraisal**

We used the JBI critical appraisal tools to systematically assess study quality and relevance (25). JBI tools were applied to various study designs, including Analytical Cross-Sectional Studies (26), Cohort Studies (26), and Case Control Studies (27). Critical appraisal was assessed independently by two researchers, with any conflicts resolved through discussion or by a third researcher. In this review, overall risk of bias was assessed based on the percentage of criteria fulfilled: 0-33% of criteria

fulfilled indicated high risk of bias; 34-66% of criteria fulfilled indicated fair risk; and 67-100% of criteria fulfilled indicated low risk. No studies were excluded based on their overall risk.

## **Data synthesis**

Due to heterogeneity in the populations, outcomes and analysis methods across studies, we employed a narrative synthesis using the principles of Synthesis Without Meta-analysis (28). Each synthesis was grouped by PROGRESS-Plus domains and stratified by type of medication. In cases where the medication class was specified, we used the given classification. However, if the medication class was not explicitly stated, we described the medications based on their intended symptom management. A comprehensive list of medications used for each symptom is provided in Appendix 4. Where possible, adjusted analyses reported in the studies were prioritised in the synthesis over unadjusted analyses and frequency data (e.g. Chi<sup>2</sup> tests) to account for the potential effects of confounding on effect estimates. We did not transform data to a standardised metric but used vote counting based on P values and 95% confidence intervals, where appropriate, to determine whether there was an association between ethnicity and prescribing practices. To assess whether there were associations between PROGRESS-Plus domains and palliative care prescribing, two reviewers (TPK and EEJ) independently interpreted each result and resolved conflicts through discussion. The narrative synthesis of medication use, and prescribing for ethnicity was the primary analysis, as it aligned most closely with the overall review question. We tabulated results and provided a brief narrative summary for each analysis. Due to variations in how ethnicity was reported across the original studies, this systematic review used the terminology and classifications from the primary sources. This ensured accuracy, transparency, and preserved the integrity of the original data without oversimplifying complex ethnic identities.



## Results

### Results of the search

The search identified 10,485 potentially relevant papers. Following deduplication in EndNote 21 and Rayyan, a total of 2605 duplicates were removed. Title and abstract screening was performed on 7880 records, with 7708 excluded. A total of 172 studies underwent full-text screening, and 162 were excluded. Ten studies met the inclusion criteria and were included in the review (29-38). The PRISMA flow chart (Figure. 1) summarises the study selection and screening process.

*Insert Figure 1 here*

### Study characteristics

Tables 2 presents an overview of individual study characteristics. Seven retrospective cohort studies (29, 31, 33, 35-38), two cross-sectional (32, 34), and one case control study,(30) all conducted in the United States of America (USA), were included. The data sources ranged from large-scale databases such as Surveillance, Epidemiology, and End Results (SEER)-Medicare and Medicaid claims files to specific healthcare settings like cancer centres and nursing homes. Sample sizes ranged from 64 (30) to 318,549 (30), participants, with a focus on older adults, typically aged over 65. Four studies focused on people with specific conditions: pancreatic cancer (29); lung cancer (37); ovarian cancer (35); and AIDS (36). The remaining six studies included people with a range of health conditions.

Figure 2 gives an overview of all conditions within the included studies.

*Insert Table 2 here*

*Insert Figure 2 here*

Symptoms targeted were predominantly pain, but also included psychiatric symptoms, dyspnoea, emotional distress, fatigue, respiratory secretions, nausea, vomiting, anorexia, constipation, and agitation.

In terms of PROGRESS-Plus variables, seven studies included race/ ethnicity/ culture/ language as a variable in their analyses, six included place of residence and gender/sex, and five included SES or

personal characteristics. PROGRESS-Plus domains considered by the studies as part of their analyses are presented in Figure 3. Six studies considered intersectionality by adjusting for multiple PROGRESS-Plus variables in their analyses (29-31, 33, 36, 37). Only one study considered a lifecourse perspective in its analysis, accounting for the effects of persistent poverty on outcomes (33).

*Insert Figure 3 here*

### **Critical appraisal of included studies**

Overall, five studies were deemed to be high quality (29, 31, 32, 36, 37), with the remaining five studies judged as fair quality (30, 33-35, 38). For all studies judged as fair quality, there were some concerns surrounding whether the statistical analyses employed were appropriate and accounted for the effects of confounding. For the case-control study, there were concerns about the measurement of the exposure and comparability of cases and controls. For one cross-sectional study, there were concerns about the clarity of the eligibility criteria and method of exposure measurement.

*Insert Tables 3,4,5 here*

### **Synthesis of findings**

#### **Ethnicity**

Nine studies reported on receipt of pain medications by ethnic group (29, 31-38). One study reported on morphine equivalent daily dose (MEDD) across White, Hispanic, Black, and other ethnic groups, finding that Hispanic, Black, and Other racial groups were less likely to receive higher opioid doses compared to White patients (32). Although a statistically significant P value was provided, it was not clear between which groups this statistically significant association was. For the remaining eight studies, most studies suggested that people from ethnic minority groups may be less likely to receive any pain medication towards end of life, though one study suggested that Hispanic people may be more likely to receive pain medications (29), and two studies suggested no evidence of an association between ethnicity and prescribing (34, 38), (see Table 6 and Supplementary Table 2).

Two studies suggested that people from ethnic minority backgrounds were less likely to receive medications for emotional distress medications (37, 38), but the same two studies reported inconsistent associations for receipt of medications for nausea and vomiting. One study reported that people from ethnic minority backgrounds were more likely to receive medication for treating fatigue at end of life compared with white individuals (37). The same study suggested Black (non-Hispanic), Asian and other ethnic groups were less likely to receive medication for nausea at end of life compared with White individuals, though reported no evidence of an association antiemetics for Hispanic individuals compared with white individuals (37). The same study suggested that Black non-Hispanic and Asian individuals may be more likely to receive medications for anorexia at end-of-life compared to White individuals, while reporting no evidence of a discrepancy between prescribing for White and Hispanic individuals (37). One study reported that people from ethnic minorities may be less likely to be prescribed antidepressants, antipsychotics and anxiolytics than White individuals (29). Finally, one study suggested that Black individuals may be more likely to use appetite stimulants compared to White individuals (38).

### **Influence of other PROGRESS-Plus factors**

Across the studies, various PROGRESS-Plus factors, including gender/sex, place of residence, age, socioeconomic status, and social status, were examined for their influence on access to palliative care and symptom management both in combination with and independent from ethnicity.

#### **Gender**

Five studies analysed receipt and use of medication towards end of life by gender while adjusting for the potential confounding effects of ethnicity (see Supplementary Table 3) (31-33, 36, 37). With regards to receiving pain medications, there were inconsistent results across the five studies. Two studies suggested that men were more likely to be prescribed or use pain medication (31, 32), while three suggested women were more likely to use pain medication (33, 36, 37).

Only one study assessed receipt of medications for anorexia, dyspnoea, emotional distress, fatigue and nausea one month before end of life (37). The study suggested that females were less likely to receive medications for anorexia and fatigue compared with males, but may be more likely to receive medications for dyspnoea, emotional distress and nausea (37).

### **Place of residence**

Four studies analysed receipt and use of medication towards end of life by place of residence while adjusting for the potential confounding effects of ethnicity (see Supplementary Table 4) (31, 33, 36, 37). Results from these four studies assessing the likelihood of receiving pain medications were inconsistent. One study suggested that there may be no evidence of an association between place of residence and prescribing of medications for dyspnoea and emotional distress , but indicated that people living in less urban areas may be more likely to receive medications for anorexia and nausea (37). The same study suggested that urban residents were less likely to receive medications for fatigue compared with those living in a large metropolitan statistical area (37).

### **Personal characteristics: age**

Two studies analysed receipt and use of medication towards end of life by age while adjusting for the potential confounding effects of ethnicity (see Supplementary Table 5) (33, 37). Both studies suggested that receipt of pain medication became less likely with increasing age (33, 37). One study suggested that there may be no evidence of an association between age and receipt of medications for anorexia, while those older than 66-69 may be more likely to receive medications for emotional distress and nausea. However, the same study presented inconsistent results across age groups in terms of receipt of medications for fatigue and dyspnoea (37).

### **Personal characteristics: age at diagnosis**

One study assessed receipt and use of medication towards end of life by age at diagnosis while adjusting for the potential confounding effects of ethnicity (36), (see Supplementary Table 6), suggesting no evidence of an association between age at diagnosis and the use of pain medication in the last 3 months of life across all age groups (36).

### **Socioeconomic status**

Four studies analysed receipt and use of medication towards end of life by SES while adjusting for the potential confounding effects of ethnicity (31, 33, 36, 37). SES was assessed using heterogeneous measures across the four studies, while two of the studies assessed SES using two different measures (31, 33). Results of these studies by SES are presented in Supplementary Table 7.

### **Social capital**

One study assessed receipt and use of medication towards end of life by a measure of social capital (marital status) while adjusting for the potential confounding effects of ethnicity (37), presenting inconsistent results (see Supplementary Table 8). The study suggested that unmarried individuals may be less likely to receive medications for anorexia, emotional distress, and nausea, compared to married individuals but there was no evidence of an association between marital status and receipt of medications for dyspnoea, fatigue, or pain (37).

### **Lifecourse Perspective**

Only one study incorporated the lifecourse perspective in analysing ethnic inequality in palliative care prescribing (33). The study found that Black [adjusted odds ratio (aOR) = 0.84; 95% confidence interval (CI): 0.79–0.90], Asian (aOR = 0.86; 95% CI: 0.79–0.94), and Hispanic (aOR = 0.90; 95% CI: 0.84–0.95) patients with advanced gastrointestinal cancer had lower odds of filling an opioid prescription compared to White patients (33). Additionally, these groups received lower daily doses, with Black patients receiving 16.5 percentage points less and Hispanic patients 19.1 percentage

points less. Disparities were somewhat reduced for Asian and Hispanic patients in high-poverty areas but worsened for Black patients (33).

## **Discussion**

### **Summary of Main Findings**

This rapid systematic review identifies ethnic disparities in palliative care prescribing among adults in high-income countries, with these disparities being further exacerbated by intersecting factors such as gender, place of residence, age, socioeconomic status, and social capital. However, it is important to acknowledge that the robustness of these findings is limited by the relatively small number of studies included in this review. a. In addition, the generalisability of the results is constrained by the fact that all the studies were conducted in the US, which may limit the applicability of the findings to other contexts.

Our review indicates that certain ethnic groups, including Black, Asian, and Hispanic patients, may be less likely to receive pain, emotional distress, and nausea medications, with particularly lower odds observed in opioid prescriptions (33, 37, 38). Gender further compounds these disparities, as women from these ethnic groups often receive less pain management (36, 37). Additionally, place of residence plays a crucial role, with minorities in less urbanised areas facing heightened barriers, while urban residents encounter distinct challenges (37). Age also intensifies these disparities, particularly among older ethnic minority patients, who are less likely to receive appropriate palliative care (33, 37). Socioeconomic status was found to interact with ethnicity to either mitigate or exacerbate these disparities, with some alleviation seen in high-poverty areas for Asian and Hispanic patients, although conditions worsen for Black patients (37). Furthermore, social capital, such as marital status, appears to influence care receipt, with unmarried individuals generally receiving less comprehensive treatment (37). The incorporation of a lifecourse perspective, though represented by a single study in this review, revealed how these disparities not only persist, but can worsen over time (33).

### **Comparison with other work**

This rapid systematic review adds to growing reports exploring inequalities in prescribing across the life course, as well as in the provision of palliative care. Previous research has reinforced the need to reduce inequalities in prescribing, especially for people from ethnic minority backgrounds. One systematic review found significant racial disparities in pain treatment (39). Specifically, Black/African Americans had a lower likelihood of receiving opioid prescriptions for non-traumatic/non-surgical pain and Hispanics/Latinos also faced disparities for non-traumatic/nonsurgical pain, although not for traumatic/surgical pain (39). However, another review reported mixed results on racial and ethnic disparities in pain management, with over half of the studies showing no significant differences in pain medication receipt (40). These mixed findings are consistent with our review, which also observed variability in the extent of ethnic disparities, particularly in pain management and access to medications, however further research is needed to explore these patterns globally.

### **Strengths and limitations**

This rapid systematic review adhered to PRISMA guidelines, ensuring a robust and transparent methodological approach (19). The use of an intersectional lens and lifecourse perspective, as outlined in the Kunonga et al. framework, further strengthens the analysis by providing a nuanced understanding of how social determinants influence disparities in palliative care prescribing. However, this review is not without limitations. The search strategy was limited to three databases, which, although commonly used in health research, may not have captured all relevant studies. Expanding the search to additional databases or grey literature could have provided a more comprehensive evidence base. Although screening, data extraction, and critical appraisal were done independently by two reviewers, a single reviewer screened most studies in the initial stage. This may have increased the risk of bias or missed studies, despite efforts to minimize this through the double-checking of 20% of the studies by a second reviewer. Regarding the synthesis, we did not transform data to a standardised metric to enable possible comparison between studies. As a result, we relied on narrative synthesis, which, while appropriate for the heterogeneity of the included

studies, limits the ability to quantify the overall effect of ethnic inequalities in palliative care prescribing. This may also affect the generalisability of the findings, as differences in study methodologies and outcomes could obscure potential patterns or associations.

### **Implications for practice**

Pharmacists play a pivotal role in optimizing medication management in both generalist and specialist providers of palliative care (41). Efforts to integrate pharmacists into multidisciplinary care teams in hospices, care homes and other settings, may help mitigate disparities in access to expert pharmacy services and prescribing, particularly for ethnic minority groups (42). Pharmacists' expertise in medication optimization, can enhance palliative care for all patients (43). Furthermore, pharmacogenetic research highlights ethnic variations in drug responses, necessitating individualised prescribing approaches under expert supervision (44). However, underrepresentation of ethnic minorities in clinical trials limits our understanding of optimal medication use in palliative care (44). Future research focusing on personalized medicine could improve symptom control and align care with patient preferences (45).

More generally, there is increasing acknowledgement of the need to improve equity in palliative care provision, particularly for people from ethnic minority communities. This review suggests that one way to tackle inequities is to target discrepancies in prescribing practices for people with life-limiting illnesses. However, a multi-faceted approach is required to address this broad ranging and complex issue. Cultural competence amongst health and social care professionals is key, so that understanding and respect for the different influences on care preferences and needs becomes the norm.

### **Implications for research**

Incorporating an intersectionality lens (16, 46), and a lifecourse perspective (18), in future research is essential for advancing our understanding of ethnic disparities in palliative care prescribing. By examining how ethnicity intersects with other social determinants such as gender, age,



socioeconomic status, and place of residence, researchers can better identify the compounded effects these factors have on prescribing in palliative care. The lifecourse perspective offers valuable insights into how these disparities develop and persist over time, highlighting the cumulative impact of social inequities on access to and quality of palliative care. However, the concentration of research in the US raises critical questions about what is happening in other countries. Additional research is required to explore potential disparities in palliative care prescribing within a broader, global context. Using methodologies, such as multilevel modelling (47), that can effectively capture these complex interactions will be critical for developing targeted interventions aimed at reducing inequities and improving care for underrepresented and vulnerable populations (18).

## **Conclusion**

While medicines are crucial for relieving symptoms in palliative care, our findings suggest potential disparities in prescribing practices, raising concerns about equitable access to palliative care across ethnicities. However, the concentration of research in the US raises critical questions about what is happening in other countries. Further research is needed to investigate potential disparities in palliative care prescribing in a broader, international context.

## **Disclosure/Conflict of Interest**

The authors declare that they have no known competing financial interests or personal relationships that could have appeared to influence the work reported in this paper.

## **Data Availability statement**

All data produced in the present work are contained in the manuscript.

## **Acknowledgements**

None

## **Funding**

This research is funded through the National Institute for Health and Care Research (NIHR) Policy Research Unit in Older People and Frailty (funding reference PR-PRU-1217-2150). As of 01.01.24, the unit has been renamed to the NIHR Policy Research Unit in Healthy Ageing (funding reference NIHR206119). The views expressed are those of the author(s) and not necessarily those of the NIHR or the Department of Health and Social Care.

## References

1. Hagemann V, Bausewein C, Remi C. Off-label use in adult palliative care—more common than expected. A retrospective chart review. *European Journal of Hospital Pharmacy* 2022;29:329-335, <https://doi.org/10.1136/ejhpharm-2020-002554>
2. Valabhji J, Barron E, Pratt A, et al. Prevalence of multiple long-term conditions (multimorbidity) in England: a whole population study of over 60 million people. *Journal of the Royal Society of Medicine* 2024;117:104-117, <https://doi.org/10.1177/01410768231206033>
3. LoPresti MA, Dement F, Gold HT. End-of-life care for people with cancer from ethnic minority groups: a systematic review. *American Journal of Hospice and Palliative Medicine®* 2016;33:291-305, <https://doi.org/10.1177/1049909114565658>
4. Geiger J, Enck G, Luciani L, Fudin J, McPherson ML. Evolving Roles of Palliative Care Pharmacists. *Journal of pain and symptom management* 2022;64:e357-e361, <https://doi.org/10.1016/j.jpainsymman.2022.07.012>
5. Pharmacists ASoH-S. ASHP statement on the pharmacist's role in hospice and palliative care. *American journal of health-system pharmacy: AJHP: official journal of the American Society of Health-System Pharmacists* 2002;59:1770-1773, <https://doi.org/10.1093/ajhp/59.18.1770>
6. Ellahham S. Communication in health care: impact of language and accent on health care safety, quality, and patient experience. *American Journal of Medical Quality* 2021;36:355-364, <https://doi.org/10.1097/01.JMQ.0000735476.37189.90>
7. Vermeir P, Vandijck D, Degroote S, et al. Communication in healthcare: a narrative review of the literature and practical recommendations. *International journal of clinical practice* 2015;69:1257-1267, <https://doi.org/10.1111/ijcp.12686>
8. Pan CX, Leo-To WF. Cross-cultural health care for older adults: Strategies for pharmacists. *The Consultant Pharmacist®* 2014;29:645-653, <https://doi.org/10.4140/TCP.n.2014.645>
9. Loggers ET, Maciejewski PK, Paulk E, et al. Racial differences in predictors of intensive end-of-life care in patients with advanced cancer. *Journal of Clinical Oncology* 2009;27:5559, <https://doi.org/10.1200/JCO.2009.22.4733>
10. Rabow MW, Dibble SL. Ethnic differences in pain among outpatients with terminal and end-stage chronic illness. *Pain Medicine* 2005;6:235-241, <https://doi.org/10.1111/j.1526-4637.2005.05037.x>
11. Koffman J, Bajwah S, Davies JM, Hussain JA. Researching minoritised communities in palliative care: An agenda for change. *Palliative Medicine* 2023;37:530-542, <https://doi.org/10.1177/02692163221132091>
12. Kunonga TP, Addis P, Johnson EE, et al. Development of the Kunonga Framework for Extending Approaches in Health Inequality and Inequity Evidence Syntheses. *medRxiv* 2024:2024.11.13.24317273, <https://doi.org/10.1101/2024.11.13.24317273>
13. Cochrane Methods Equity. PROGRESS-Plus. 2024. Available from: <https://methods.cochrane.org/equity/projects/evidence-equity/progress-plus>. Accessed 15 November, 2024.

14. O'Neill J, Tabish H, Welch V, et al. Applying an equity lens to interventions: using PROGRESS ensures consideration of socially stratifying factors to illuminate inequities in health. *Journal of clinical epidemiology* 2014;67:56-64, <https://doi.org/10.1016/j.jclinepi.2013.08.005>
15. Calasanti T, Giles S. The Challenge of Intersectionality. 2017. Available from: <https://www.proquest.com/scholarly-journals/challenge-intersectionality/docview/2023382906/se-2>. Accessed 16, 2024.
16. Crenshaw K. *On Intersectionality: Essential Writings*, New Press, 2017.
17. Alwin DF. Integrating Varieties of Life Course Concepts. *The Journals of Gerontology: Series B* 2012;67B:206-220, <https://doi.org/10.1093/geronb/gbr146>
18. Jones NL, Gilman SE, Cheng TL, et al. Life Course Approaches to the Causes of Health Disparities. *Am J Public Health* 2019;109:S48-s55, <https://doi.org/10.2105/ajph.2018.304738>
19. Page MJ, McKenzie JE, Bossuyt PM, et al. The PRISMA 2020 statement: an updated guideline for reporting systematic reviews. *Bmj* 2021;372, <https://doi.org/10.1136/bmj.n71>
20. Garritty C, Gartlehner G, Nussbaumer-Streit B, et al. Cochrane Rapid Reviews Methods Group offers evidence-informed guidance to conduct rapid reviews. *Journal of Clinical Epidemiology* 2021;130:13-22, <https://doi.org/10.1016/j.jclinepi.2020.10.007>
21. Dewhurst F, Tomkow L, Poole M, et al. Unrepresented, unheard and discriminated against: A qualitative exploration of relatives' and professionals' views of palliative care experiences of people of African and Caribbean descent during the COVID-19 pandemic. *Palliative Medicine* 2023;37:1447-1460, <https://doi.org/10.1177/02692163231188156>
22. Organisation for Economic Co-operation and Development. List of OECD Member countries - Ratification of the Convention on the OECD. 2024. Available from: <https://www.oecd.org/about/document/ratification-oecd-convention.htm>. Accessed 16 June, 2024.
23. The EndNote Team. *EndNote*. In: *EndNote 21 ed*. Philadelphia, PA: Clarivate, 2013,
24. Ouzzani M, Hammady H, Fedorowicz Z, Elmagarmid A. Rayyan—a web and mobile app for systematic reviews. *Systematic reviews* 2016;5:1-10, <https://doi.org/10.1186/s13643-016-0384-4>
25. Barker TH, Stone JC, Sears K, et al. Revising the JBI quantitative critical appraisal tools to improve their applicability: an overview of methods and the development process. *JBI Evidence Synthesis* 2023;21:478-493, <https://doi.org/10.11124/JBIES-22-00125>
26. Moola S, Munn Z, Tufanaru C, et al. *Systematic reviews of etiology and risk*. Joanna Briggs Institute reviewer's manual 2024, <https://doi.org/10.46658/JBIMES-24-06>
27. Barker TH, Stone JC, Sears K, et al. The revised JBI critical appraisal tool for the assessment of risk of bias for randomized controlled trials. *JBI Evidence Synthesis* 2023;21:494-506, <https://doi.org/10.11124/JBIES-22-00430>
28. Campbell M, McKenzie JE, Sowden A, et al. Synthesis without meta-analysis (SWiM) in systematic reviews: reporting guideline. *BMJ* 2020;368:l6890, <https://doi.org/10.1136/bmj.l6890>
29. Allen JM, Awunti M, Guo Y, et al. Unraveling racial disparities in supportive care medication use among end-of-life pancreatic cancer patients: Focus on pain management and psychiatric therapies. *Cancer Epidemiology, Biomarkers & Prevention* 2023;32:1675-1682, <https://doi.org/10.1158/1055-9965.EPI-23-0251>
30. Booker SQ, Herr KA, Garvan CW. Racial Differences in Pain Management for Patients Receiving Hospice Care. In: *Oncology nursing forum*, 2020:228-240, <https://doi.org/10.1188/20.onf.228-240>
31. Enzinger AC, Ghosh K, Keating NL, et al. Racial and ethnic disparities in opioid access and urine drug screening among older patients with poor-prognosis cancer near the end of life. *Journal of Clinical Oncology* 2023;41:2511-2522, <https://doi.org/10.1200/JCO.22.01413>
32. Haider A, Zhukovsky DS, Meng YC, et al. Opioid prescription trends among patients with cancer referred to outpatient palliative care over a 6-year period. *Journal of oncology practice* 2017;13:e972-e981, <https://doi.org/10.1200/JOP.2017.024901>
33. Munir MM, Woldesenbet S, Endo Y, et al. Association of race/ethnicity, persistent poverty, and opioid access among patients with gastrointestinal cancer near the end of life. *Annals of Surgical Oncology* 2023;30:8548-8558, <https://doi.org/10.1245/s10434-023-14218-4>

34. Reynolds KS, Hanson LC, Henderson M, Steinhauser KE. End-of-life care in nursing home settings: do race or age matter? *Palliative & Supportive Care* 2008;6:21-27, <https://doi.org/10.1017/S1478951508000047>
35. Rolnick SJ, Jackson J, Nelson WW, et al. Pain management in the last six months of life among women who died of ovarian cancer. *Journal of pain and symptom management* 2007;33:24-31, <https://doi.org/10.1016/j.jpainsymman.2006.06.010>
36. Sambamoorthi U, Walkup J, McSpirtt E, et al. Racial differences in end-of-life care for patients with AIDS. *AIDS Public Policy J* 2000;15:136-48, <https://www.ncbi.nlm.nih.gov/pubmed/12189713>
37. Saphire ML, Prsic EH, Canavan ME, et al. Patterns of symptom management medication receipt at end-of-life among medicare beneficiaries with lung cancer. *Journal of pain and symptom management* 2020;59:767-777. e1, <https://doi.org/10.1016/j.jpainsymman.2019.11.015>
38. Tabuyo-Martin A, Torres-Morales A, Pitteloud MJ, et al. Palliative Medicine Referral and End-of-Life Interventions Among Racial and Ethnic Minority Patients With Advanced or Recurrent Gynecologic Cancer. *Cancer Control: Journal of the Moffitt Cancer Center*, 2023;30:1-9, <https://doi.org/10.1177/10732748231157191>
39. Meghani SH, Byun E, Gallagher RM. Time to Take Stock: A Meta-Analysis and Systematic Review of Analgesic Treatment Disparities for Pain in the United States. *Pain Medicine* 2012;13:150-174, <https://doi.org/10.1111/j.1526-4637.2011.01310.x>
40. Clarke G, Chapman E, Crooks J, et al. Does ethnicity affect pain management for people with advanced disease? A mixed methods cross-national systematic review of 'very high' Human Development Index English-speaking countries. *BMC Palliative Care* 2022;21:46, <https://doi.org/10.1186/s12904-022-00923-6>
41. Zerzan J, Stearns S, Hanson L. Access to palliative care and hospice in nursing homes. *Jama* 2000;284:2489-2494, <https://doi.org/10.1001/jama.284.19.2489>
42. Tobin J, Rogers A, Winterburn I, et al. Hospice care access inequalities: a systematic review and narrative synthesis. *BMJ supportive & palliative care* 2022;12:142-151, <https://doi.org/10.1136/bmjspcare-2020-002719>
43. Pawłowska I, Pawłowski L, Lichodziejewska-Niemierko M. The role of a pharmacist in a hospice: a nationwide survey among hospice directors, pharmacists and physicians. *European Journal of Hospital Pharmacy* 2016;23:106-112, <https://doi.org/10.1136/ejhpharm-2015-000730>
44. Burroughs VJ, Maxey RW, Levy RA. Racial and ethnic differences in response to medicines: towards individualized pharmaceutical treatment. *J Natl Med Assoc* 2002;94:1-26, <https://www.ncbi.nlm.nih.gov/pubmed/12401060>
45. Barbee Jr J, Kelley S, Andrews J, Harman A. *Palliative Care: The Role of the Pharmacist*. 2016. Available from: <https://www.pharmacytimes.com/view/palliative-care-the-pharmacists-role>. Accessed 24 April, 2024.
46. Kapilashrami A, Hankivsky O. Intersectionality and why it matters to global health. *The Lancet* 2018;391:2589-2591, [https://doi.org/10.1016/S0140-6736\(18\)31431-4](https://doi.org/10.1016/S0140-6736(18)31431-4)
47. Evans CR, Leckie G, Subramanian SV, Bell A, Merlo J. A tutorial for conducting intersectional multilevel analysis of individual heterogeneity and discriminatory accuracy (MAIHDA). *SSM Popul Health* 2024;26:101664, <https://doi.org/10.1016/j.ssmph.2024.101664>

**Table 1: Eligibility criteria**

<b>Criterion</b>	<b>Include</b>	<b>Exclude</b>
Population	Adults aged 18+ with a life-limiting illness with a focus on ethnic minorities. Receiving palliative care from generalists or specialists' providers. Taking medicines for symptom control	Studies carried out on people below the age of 18. People who are not receiving palliative care People who are not taking medicines to control end-of-life symptoms
Intervention	Palliative care prescribing of symptom control drugs e.g., pain, agitation, nausea/vomiting	Non-prescribing practices or interventions. Disease modifying drugs.
Comparator	Comparison of prescribing practices across different ethnic groups, e.g., access to pain medication or symptom management	No comparison across different ethnic groups.
Outcomes	Ethnic disparities in palliative care prescribing for symptom control	Outcomes not related to disparities in prescribing practices.
Study design	Randomised control trials, cohort studies, cross-sectional (retrospective or prospective).	Case studies, qualitative studies, reviews, editorials.
Setting	Studies conducted in Organisation for Economic Co-operation and Development (OECD) high-income countries.	Studies conducted in non-OECD countries or low- and middle-income countries.
Publication type	Peer-reviewed journal articles. Articles published from 2000 onwards.	Abstracts only, conference proceedings, dissertations, books, grey literature. Articles published before 2000.
Language	Studies published in English.	Studies published in languages other than English.

**Table 2: Characteristics of included studies**

Study ID	Country	Age	Setting	Study Design	Sample size	Ethnic Groups	Condition	Symptoms
<b>Allen et al., 2023 (29)</b>	USA	93% >65 years	SEER-Medicare-linked database from 2005 to 2017	Retrospective cohort study	74,309	White (53,893); Black/African American (8,185); Hispanic (7,131); Asian (4,889); American Indian/Alaska Native (211)	Pancreatic cancer	Pain, psychiatric symptoms, depression, anxiety, muscle spasms
<b>Booker et al., 2020 (30)</b>	USA	>65 years	TRIP Cancer Pain Intervention from February 2007 to February 2010	Case Control	64	African Americans (32); Caucasian Americans (32)	Cancer  Cancer diagnosis across all participants (n=64)  Gastrointestinal: 19; ENT: 17; Musculoskeletal: 6; Genitourinary: 5; Lymphatic: 4; Unspecified neoplasms: 2; Endocrine and brain: 1; Missing data: 10	Pain
<b>Enzinger et al., 2023 (31)</b>	USA	>65 years	Centers for Medicare & Medicaid Services	Retrospective cohort study	318,549	White (272,358); Black (29,555); Hispanic (16,636)	Cancer  Cancer diagnoses across all participants (n=318,549)	Pain

Study ID	Country	Age	Setting	Study Design	Sample size	Ethnic Groups	Condition	Symptoms
							Lung: 33.3%; Colorectal or anal: 8%; Pancreas: 6.8%; Esophagogastric: 5%; Liver, gallbladder, biliary: 5.2%; Prostate: 6.6%; Bladder: 2.6%; Kidney: 2.4%; Non-Hodkin lymphomas: 6%; Acute leukaemias: 4.3%; Breast: 5.8%; Ovarian: 2.6%; Uterine: 1.2%; Melanoma: 1.4%; other: 6%	
<b>Haider et al., 2017 (32)</b>	USA	Median (range): 59 (51-67)	MD Anderson Cancer Center's outpatient palliative care clinic	Cross-sectional	750	White (529); Black (84); Hispanic (87); Other (50)	Cancer  Cancer types for total population (n=750)  Breast: 97; GI: 193; Genitourinary: 57; Gynaecologic: 49; Head and neck: 94; Haematologic: 22; Lung: 169; Others: 69	Pain

Study ID	Country	Age	Setting	Study Design	Sample size	Ethnic Groups	Condition	Symptoms
<b>Munir et al., 2023 (33)</b>	USA	66+	SEER-Medicare database from 2008 to 2016	Retrospective cohort study	48,631	Black (5589), Asian (3089), Hispanic (5862), white (32,374)	Advanced gastrointestinal cancer  Liver: 6551; Pancreas: 13,559; Gastric: 5486; Colorectal: 23,035	Pain
<b>Reynolds et al., 2008 (34)</b>	USA	Median age (range): 81 (22-103) years	12 nursing homes in central North Carolina from 2001 to 2004	Cross-sectional	1,133	White 76.7%; ethnic minorities (not specified)	Dementia: 43.2%; Stroke/Cerebrovascular accident: 28.4%; Congestive heart failure: 23.7%; Diabetes: 19.2%; Chronic obstructive pulmonary disease (COPD): 9.1%; Cancer: 4.8%	Pain
<b>Rolnick et al., 2007 (35)</b>	USA	Mean (range): 67 (20-79) years	Three large health maintenance organisations	Retrospective cohort study	421	White (348); African American (33); Asian (17); Hispanic (18); Native American (1); Unknown (4)	Epithelial ovarian cancer	Pain
<b>Sambamoorthi et al., 2000 (36)</b>	USA	18+	New Jersey AIDS Registry, Medicaid claims files for drug and non-drug services, and	Retrospective cohort study	2,131	White (505); African American (1,228); Latino/Latina (389)	AIDS	Pain



Study ID	Country	Age	Setting	Study Design	Sample size	Ethnic Groups	Condition	Symptoms
			the Medicaid eligibility file					
<b>Saphire et al., 2020 (37)</b>	USA	Mean (SD): 76.8 (6.6)	SEER-Medicare database, January 1, 2008 to December 31, 2014	Retrospective cohort study	16,246	White, non-Hispanic (13,077); Black, non-Hispanic (1,322); Hispanic (828); Asian, other (1,019)	Lung cancer  Non-small cell lung cancer: 12,898 (79.4%)	Pain, dyspnoea, emotional distress, fatigue, respiratory secretions, nausea, vomiting, anorexia
<b>Tabuyo-Martin et al., 2022 (38)</b>	USA	Mean (range): 58 (21 - 90) years	Sylvester Comprehensive Cancer Center	Retrospective cohort study	186	White (90); African American (46); Latino/Latina (42); Asian (6); Unknown (1)	Gynecological cancer  Cervix: 42 (22.6%); Ovary: 70 (37.6%); Uterus: 61 (32.8%); Vulva: 13 (7.0%)	Pain, agitation, nausea/vomiting, lack of appetite, constipation

**Key:**

**SEER: The Surveillance, Epidemiology, and End Results; TRIP: Translating Research into Practice; ENT: Ear, Nose and Throat; COPD: Chronic obstructive pulmonary disease; AIDS: Acquired immunodeficiency syndrome**

**Table 3: Critical Appraisal of Retrospective Cohort Studies**

Study ID	Question 1	Question 2	Question 3	Question 4	Question 5	Question 6	Question 7	Question 8	Question 9	Question 10	Question 11	Overall Rating
<b>Allen et al., 2023 (29)</b>	Yes	Yes	Yes	Yes	Yes	N/A	Yes	Yes	N/A	N/A	Yes	High
<b>Enzinger et al., 2023 (31)</b>	Yes	Yes	Yes	Yes	Yes	Yes	Yes	Yes	N/A	N/A	Yes	High
<b>Munir et al., 2023 (33)</b>	Yes	Yes	Unclear	Yes	Yes	Yes	Yes	Unclear	N/A	N/A	Yes	Fair
<b>Rolnick et al., 2007 (35)</b>	Yes	Yes	Yes	No	Unclear	Unclear	Yes	Yes	N/A	N/A	Unclear	Fair
<b>Sambamoorthi et al., 2000 (36)</b>	Yes	Yes	Yes	Yes	Yes	Yes	Yes	Yes	N/A	N/A	Yes	High
<b>Saphire et al., 2020 (37)</b>	Yes	Yes	Yes	Unclear	Yes	Yes	Yes	Yes	N/A	N/A	Yes	High
<b>Tabuyo-Martin et al., 2022 (38)</b>	Yes	Yes	Yes	No	No	Yes	Yes	Unclear	N/A	N/A	No	Fair

**Table 4: Critical Appraisal of Cross-Sectional Studies**

Study ID	Question 1	Question 2	Question 3	Question 4	Question 5	Question 6	Question 7	Question 8	Overall Rating
Haider et al., 2017 (32)	Yes	Yes	Yes	Yes	Yes	No	Yes	No	High
Reynolds et al., 2008 (34)	No	Yes	Unclear	Yes	No	No	Yes	No	Fair

**Table 5: Critical Appraisal of Case Control Studies**

Study ID	Question 1	Question 2	Question 3	Question 4	Question 5	Question 6	Question 7	Question 8	Question 9	Question 10	Overall Rating
Booker et al., 2020 (30)	No	Yes	Yes	Unclear	Unclear	No	No	Yes	Yes	No	Fair

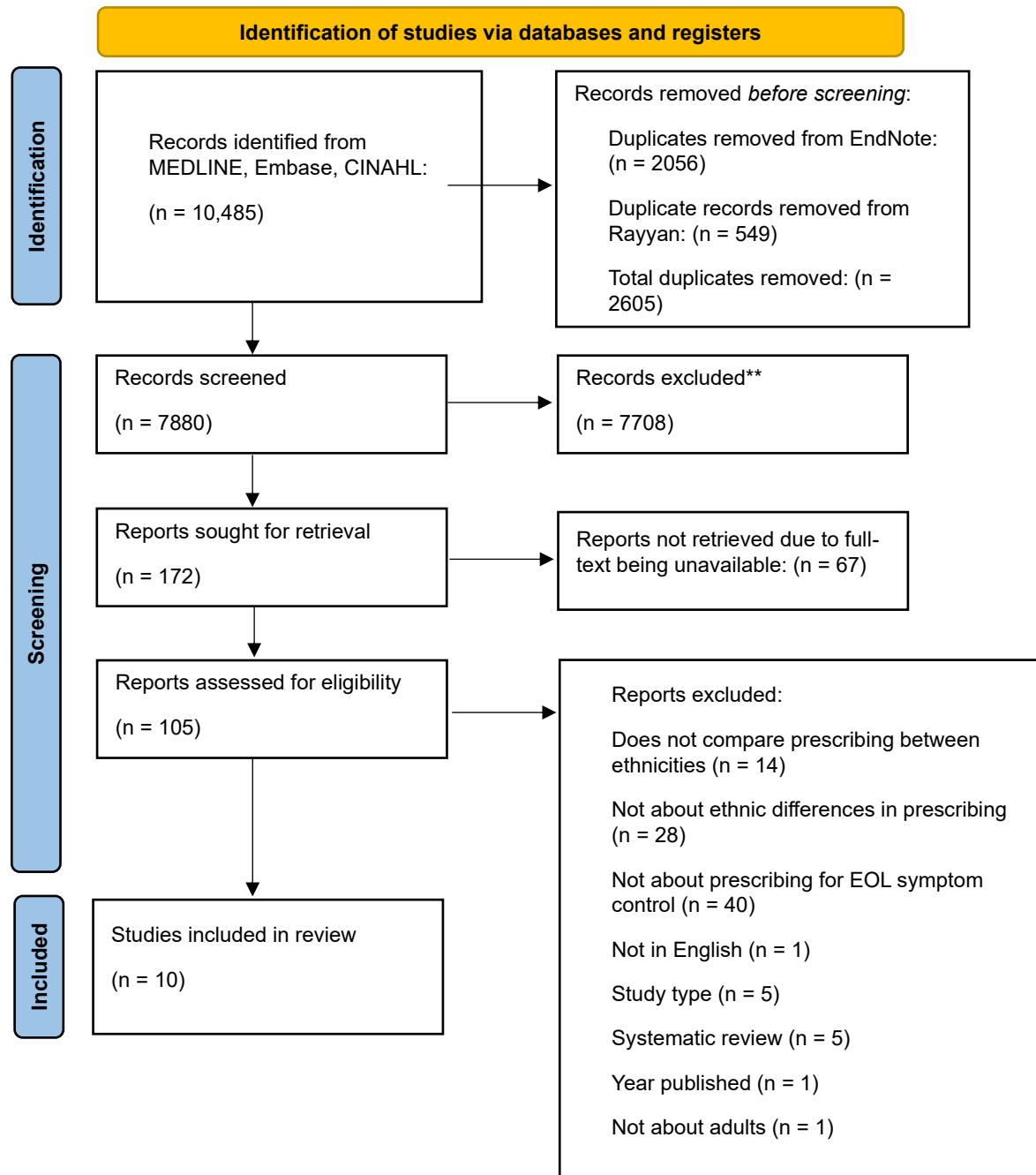
**Table 6: Ethnicity**

Study ID	Outcome	Type of analysis	White/ White, non- Hispanic	Black	Hispanic/ Latino/ Latina	Asian/ Pacific Islander	Asian, other	Other
Allen et al., 2023 (29)	Use of opioids	Adjusted	Ref				N/A	N/A
	Use of any pain medication	Adjusted	Ref				N/A	N/A
	Use of non-opioid analgesics	Adjusted	Ref				N/A	N/A
Enzinger et al., 2023 (31)	Receipt of any opioid near EOL	Adjusted (model 2)	Ref			N/A	N/A	N/A
	Receipt of any long-acting opioids near EOL	Adjusted (model 2)	Ref			N/A	N/A	N/A
	Daily dose (MMEs) among opioid users near EOL	Adjusted (model 2)	Ref			N/A	N/A	N/A
	Total dose (MMEs) filled by descendants near EOL	Adjusted (model 2)	Ref			N/A	N/A	N/A
Haider et al., 2017 (32)	Morphine equivalent daily dose (milligrams per day)	Unadjusted				N/A	N/A	
Munir et al., 2023 (33)	Opioid use (1+ prescription) near EOL	Adjusted	Ref			N/A		
	Mean daily dose near EOL	Adjusted	Ref			N/A		
Reynolds et al., 2008 (34)	Pain medication other than PRN acetaminophen	Frequency data		N/A	N/A	N/A	N/A	
	Scheduled pain medications	Frequency data		N/A	N/A	N/A	N/A	
	Non-pharmacological pain treatments	Frequency data		N/A	N/A	N/A	N/A	
Rolnick et al., 2007 (35)	Likelihood of receiving high intensity pain medication 1-2 months before death	Unadjusted	Ref	N/A	N/A	N/A	N/A	
Sambamoorthi et al., 2000 (36)	Use of pain medication in last 3 months of life	Adjusted (model 3)	Ref			N/A	N/A	N/A
Saphire et al., 2020 (37)	Any pain medication receipt at EOL-1	Adjusted	Ref			N/A		N/A
Tabuyo-Martin et al., 2022 (38)	Analgesic use - yes	Frequency data			N/A	N/A	N/A	N/A

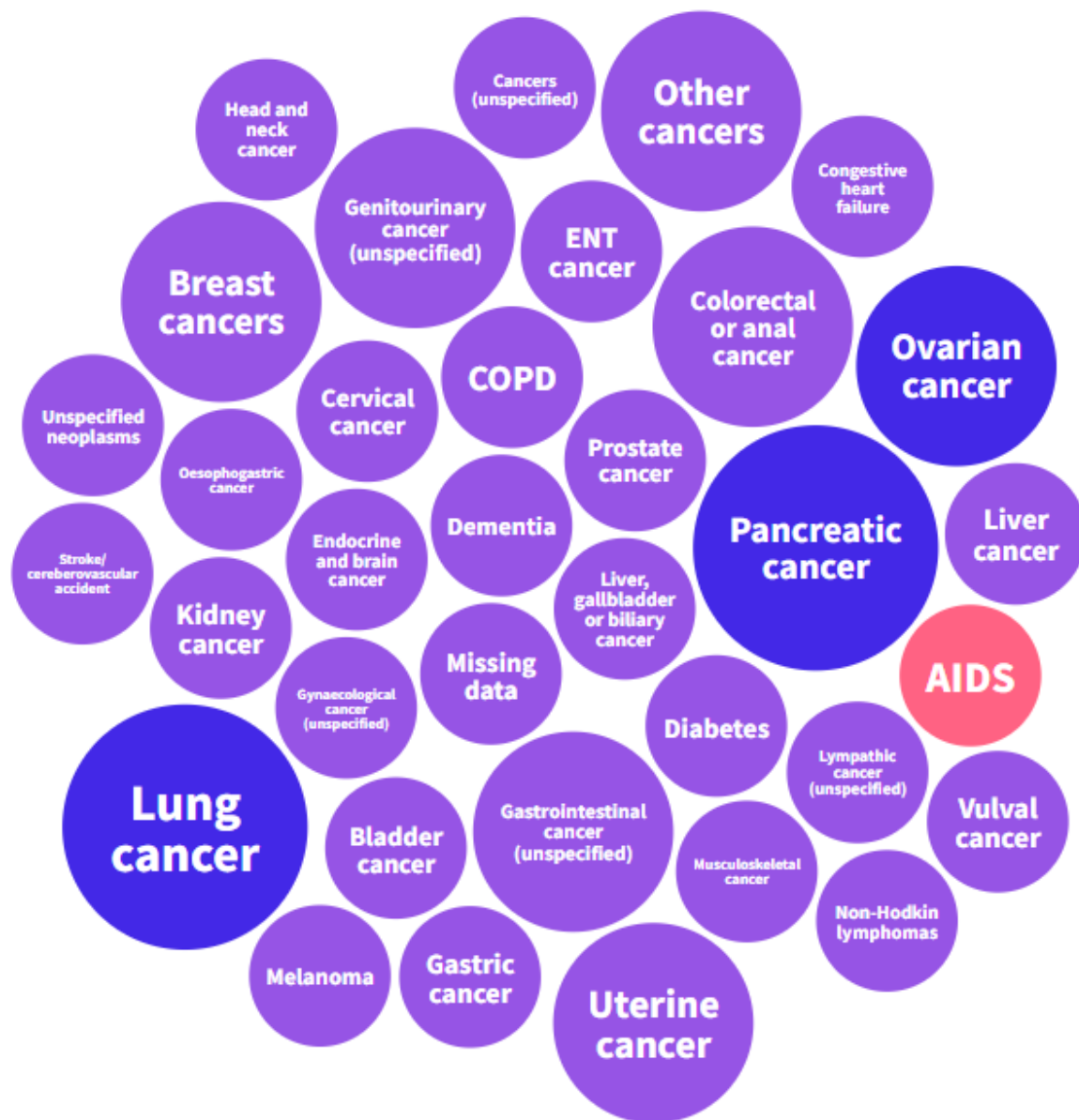
Key: Green = more likely to receive; Red = less likely to receive; Yellow = no evidence of an association

Abbreviations: EOL = end of life; MME = morphine milligram equivalents; N/A = not applicable (not a group reported within study); Ref = referent group

**Figure 1: Flow diagram of study selection**



**Figure 2: Overview of conditions from included studies**

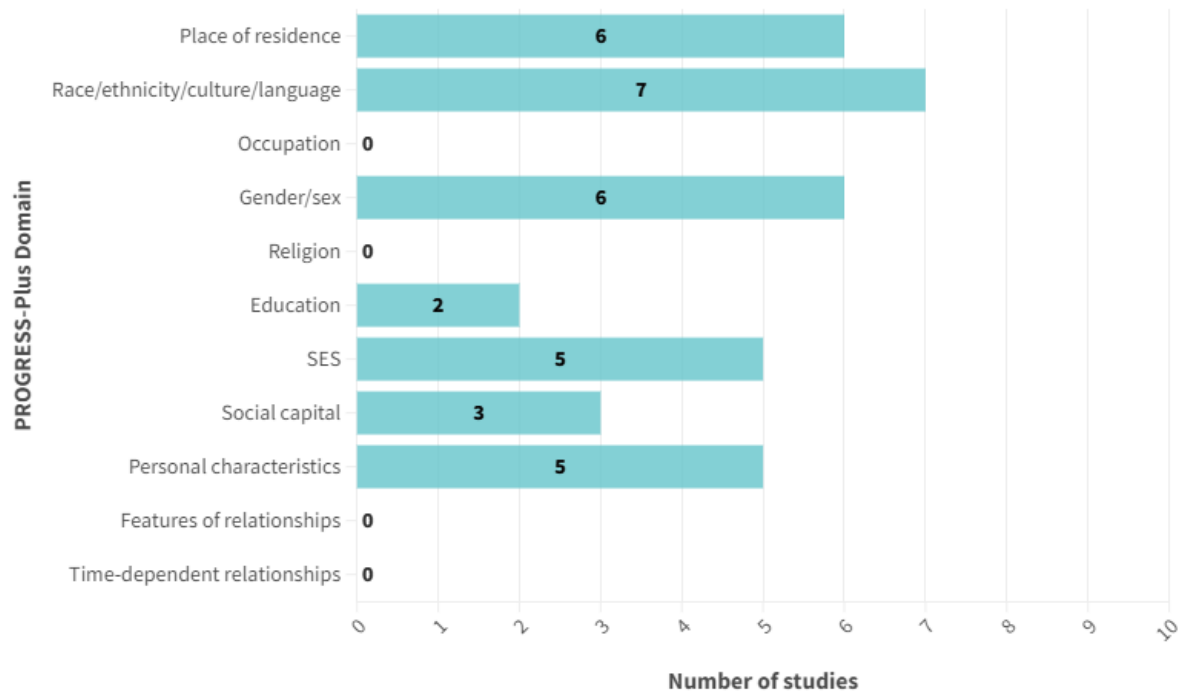


Key: pink = assessed as a single condition; purple = assessed as part of a group of conditions; blue = assessed as both a single condition and as part of a group of multiple conditions

Abbreviations: AIDS = acquired immune deficiency syndrome; COPD = chronic obstructive pulmonary disorder;

ENT = Ear, nose, and throat

**Figure 3: Number of studies including PROGRESS-Plus variables in analyses**



Abbreviations: SES = socioeconomic status



## Appendices

### Appendix 1: MEDLINE search strategy

1. exp palliative care/
2. minority groups/  
(death or end-of-life or end of life).mp. [mp=title, book title, abstract, original title, name of substance word, subject heading word, floating sub-heading word, keyword heading word, organism supplementary concept word, protocol supplementary concept word, rare disease supplementary concept word, unique identifier, synonyms, population supplementary concept word, anatomy supplementary concept word]
- 3.
4. hospice\*.ti,ab,kw.
5. (progressive adj3 (disease or condition or illness)).ti,ab,kw.
6. (Irreversible condition or terminal condition or fatal illness).ti,ab,kw.  
end stage disease.mp. or end-stage disease.ti,ab,kw. [mp=title, book title, abstract, original title, name of substance word, subject heading word, floating sub-heading word, keyword heading word, organism supplementary concept word, protocol supplementary concept word, rare disease supplementary concept word, unique identifier, synonyms, population supplementary concept word, anatomy supplementary concept word]
- 7.
8. Ethnic minority.mp. or ethnic group/ or ethnicity.mp. or White.mp. or Caucasian/ or Asian American/ or Asian/ or British Asian/ or Asian.mp. or Asian continental ancestry group/ or South Asian/ or Black.mp. or Black person/ or African American.mp. or latino.mp. or Hispanic/ or exp Minority Groups/ or mixed race.mp. or race.mp. or exp "Latinos/Latinas"/ or Mexican American.mp. or European Continental Ancestry Group/ or African Continental Ancestry Group.mp. or Arabs.mp. or Maori.mp. or "Maori (people)".mp. or pacific.mp. or Mexican American/ or Mexican.mp.
9. (prescribing or prescript\* or medication\* or medicine\* or opioid\* or oxycodone or morphine or drug therap\* or drug prescription\* or pharmacotherap\* or dispense or dispensing or symptom control or pain control or analgesic\* or anti-emetic\* or anxiolytic or anti-secretory).ti,ab,kw.
10. 2 or 8
11. 1 or 3 or 4 or 5 or 6 or 7
12. 9 and 10 and 11

## Appendix 2: Embase search strategy

1. palliative care/
2. palliative therapy/
3. minority group/
4. terminal cancer/ or terminal care/ or hospice care/ or terminal disease/
5. hospice/ or hospice care/ or hospice patient/
6. (death or 'end of life or 'end-of-life').ti,ab,kw.
7. (advanced adj3 (disease or condition or illness)).ti,ab,kw.
8. (progressive adj3 (disease or condition or illness)).ti,ab,kw.
9. (Irreversible condition or terminal condition or fatal illness).ti,ab,kw.
10. end stage disease.mp. or end-stage disease.ti,ab,kw.
11. ethnic group/  
White.mp. or Caucasian/ or Asian American/ or Asian/ or British Asian/ or Asian.mp. or Asian continental ancestry group/ or South Asian/ or Black.mp. or Black person/ or African American.mp. or latino.mp. or Hispanic/ or mixed race.mp. or race.mp. or exp
12. "Latinos/Latinas"/ or Mexican American.mp. or European Continental Ancestry Group/ or African Continental Ancestry Group.mp. or Arabs.mp. or Maori.mp. or pacific.mp. or Mexican American/ or Mexican.mp.  
(prescribing or prescript\* or medication or medicine or opioid\* or oxycodone or morphine or drug therapy or drug prescription\* or pharmacotherapy or dispense or dispensing or symptom control or pain control or analgesic\* or anti-emetic\* or anxiolytic or anti-secretory).ti,ab,kw.
- 13.
14. prescription/
15. 1 or 2 or 4 or 5 or 6 or 7 or 8 or 9 or 10
16. 3 or 11 or 12
17. 13 or 14
18. 15 and 16 and 17

### Appendix 3: CINAHL search strategy

1.	(MH "Palliative Care") OR "terminal care" or "end of life" or "end-of-life" or death or dying or hospice* OR (MH "Life Support Care") OR "advanced disease" or "advanced condition" or "advanced illness" OR "progressive disease" or "progressive condition" or "progressive illness" OR "irreversible condition" or "terminal condition" or "fatal illness" OR "end stage disease" or "end-stage disease")
2.	((MH "Minority Groups") OR "ethnic groups" or race or ethnicity OR white or Caucasian or "Asian American" or Asian or Black or "British Asian" or "South Asian" or "African American" or Latino or Latina or Mexican or African or Arabs or Maori or pacific)
3.	((MH "Pain Management") OR prescribing or prescription* or prescrib* or medication* OR opioid* or "pain management" or oxycodone or morphine or pharmacotherap* or dispens* or "symptom control" or "pain control" or analgesic* or anti-emetic* or anxiolytic or anti-secretory)
4.	1 AND 2 AND 3

### Appendix 4 :List of medications used for each symptom in the study by Sapphire and colleagues (37).

Condition	Medications
<b>Pain</b>	Opioids, Nonopioid Analgesics, Adjuvants
<b>Emotional Distress</b>	Antidepressants, Anxiolytics/Sedatives, Antipsychotics
<b>Fatigue</b>	Transfusions, Erythropoietin-Stimulating Agents (ESAs), Methylphenidate
<b>Dyspnoea</b>	Inhaled Bronchodilators, Inhaled Corticosteroids, Diuretics, Oral COPD/Asthma Medications, Secretion Management Medications
<b>Anorexia</b>	Appetite Stimulants
<b>Nausea/Vomiting</b>	Serotonin (5-Hydroxytryptamine 3) Antagonists, Neurokinin-1 Antagonists, Prochlorperazine/Promethazine, Cannabinoids, Metoclopramide