

## Trends in Prescription Fills for Blood Pressure-Elevating and Antihypertensive Medications, 2017–2023

Ashutosh Kumar<sup>a,b</sup>, PhD, MS MS

Nicole L. Therrien<sup>a</sup>, PharmD, MPH

John I. Ogwuegbu<sup>a,c</sup>, PharmD, MA

Jun Soo Lee<sup>a</sup>, PhD

Hilary K. Wall<sup>a</sup>, MPH

John M. Flack<sup>d</sup>, MD MPH

Sandra L. Jackson<sup>a</sup>, PhD, MPH

### Affiliations:

<sup>a</sup> Division for Heart Disease and Stroke Prevention (DHDSPP), National Center for Chronic Disease Prevention and Health Promotion (NCCDPHP), Centers for Disease Control and Prevention (CDC), Atlanta, GA, USA

<sup>b</sup> The Bizzell Group, New Carrollton, MD, USA

<sup>c</sup> Oak Ridge Institute for Science and Education (ORISE), Oak Ridge, TN, USA

<sup>d</sup> Professor and Chair, Department of Internal Medicine, Southern Illinois University School of Medicine, Springfield, IL, USA

Corresponding author: Sandra L. Jackson; Chamblee 107, 4770 Buford Highway NE, Atlanta, GA 30341, USA; Office: +1 770-488-4221; [icl1@cdc.gov](mailto:icl1@cdc.gov)

Financial Disclosures: None

Disclaimer: The findings and conclusions in this study are those of the authors and do not necessarily represent the official position of the Centers for Disease Control and Prevention (CDC).

Tables and Figures: ≤5 (Currently the document has 2 Tables, 2 Figures in paper; and 7 Supplementary Tables for online-only supplement)

Word Count: 6110 (including title page, abstract, tables, and references)

**Acknowledgements:**

This study was reviewed by the Centers for Disease Control and Prevention and conducted consistent with applicable federal law and the Centers for Disease Control and Prevention policy (5 C.F.R. part 46, 21 C.F.R. part 56; 42 U.S.C. Sect. 241(d); 5 U. S.C. Sect. 552a; 44 U.S.C. Sect. 3501 et seq.).

## Abstract (247 words)

**Background:** Many medications can have blood pressure (BP)-elevating effects, which might negatively impact BP control among persons with hypertension. This study examines trends in prescription fills for BP-elevating and antihypertensive medications, individually and concurrently, among US individuals.

**Methods:** Quarterly trends of concurrent and individual fills for BP-elevating and antihypertensive medications were reported using the national sample from IQVIA's Total Patient Tracker database, covering 94% of all retail prescription fills in the US. We identified 1,387 products containing BP-elevating medications and 240 products containing antihypertensive medications. Percentage change from Q1/2017 and average quarterly percent change from Joinpoint regression were used to present trends overall and by sex and age group (0–17, 18–44, 45–64, 65–74, and  $\geq 75$  years).

**Results:** During 2017–2023, fills remained stable for BP-elevating medications alone and increased for antihypertensive medication alone (9.5% increase; from 10.1% to 11.0%;  $p < 0.001$ ). Concurrent fills for antihypertensive and BP-elevating medications increased by 15.9% (from 5.4% to 6.2%;  $p < 0.001$ ). Prescription fills for BP-elevating medications were higher among adult women compared to men; among women aged 18 to 44 years, this was primarily due to the use of combined oral contraceptives. In Q4/2023, prescription fills for BP-elevating medications were most common among those aged 65–74 years (females=30.7% vs males = 20.4%).

**Conclusions:** These results provide the first national trends in concurrent prescription fills for BP-elevating and antihypertensive medications, indicating an increasing trend. Our findings

might inform clinicians in their decision-making regarding medication selection for patients with hypertension.

## INTRODUCTION

Hypertension, or high blood pressure (BP), is one of the major modifiable risk factors for cardiovascular disease (CVD) including heart disease and stroke,<sup>1</sup> which are among the leading causes of death in the United States (US).<sup>2,3</sup> Hypertension, is a chronic medical condition that affects a significant portion of the US population.<sup>4</sup> According to 2017–20 estimates, nearly 48.1% of US adults have hypertension, of which 77.5% have uncontrolled hypertension (BP  $\geq$  130/80 mmHg).<sup>4</sup> Hypertension control is critically important as it is significantly associated with lower risks of premature heart disease mortality<sup>5,6</sup> and major acute cardiovascular events including myocardial infarction and stroke.<sup>7,8</sup>

One of the less investigated barriers in BP control is the use of medications that can raise BP levels.<sup>9,10</sup> According to the 2017 American College of Cardiology and American Heart Association Guideline,<sup>10</sup> certain prescription medications, such as amphetamines, antidepressants, non-steroidal anti-inflammatory drugs (NSAIDs), immunosuppressants, and combined oral contraceptives can raise blood pressure; use of these medications might lead to hypertension or worsening BP control among those with hypertension.<sup>9-11</sup> Concurrent use of BP-elevating medication might attenuate antihypertensive effects of antihypertensive therapy or might also lead to a change in BP from drug interactions.<sup>12</sup>

Prior studies have documented antihypertensive medication trends among the US population;<sup>13-16</sup> however, there is scarce literature on prescription fills for BP-elevating medications. One study, using the National Health and Nutrition Examination Survey (NHANES) pooled data from 2009 to 2018, found that approximately 18% of US adults with hypertension took medications that might cause elevated blood pressure.<sup>9</sup> Antidepressants,

NSAIDs, and estrogen-containing medications were the most commonly reported classes, and the use of these medications was associated with greater odds of hypertension among adults not concurrently taking antihypertensive medications. Understanding the prescription trends for concurrent BP-elevating and antihypertensive medications can provide insights into the strategies needed to improve hypertension management and control.

The primary objective of this study is to present quarterly trends of prescription fills for BP-elevating and antihypertensive medications, individually and concurrently, among US individuals from 2017 to 2023. Additionally, we present trends by sex and age groups for BP-elevating and antihypertensive medications.

## **METHOD**

### **Data**

We used IQVIA's Total Patient Tracker (TPT) database to obtain the deduplicated counts of individuals with prescription fills across the US in each quarter from Q1/2017 to Q4/2023. Covering 94% of outpatient retail prescription fills in the US, the TPT database gathers prescription information directly from sources including payers and retail pharmacies such as pharmacy chains, independent pharmacies, grocery stores, and large retail outlets. The TPT database provides nationally projected deduplicated counts of individuals with prescription fills along with 95% confidence intervals. Consistent with previous studies using TPT data, prescriptions from veterinarians, dentists, and naturopaths were excluded.<sup>17</sup>

We identified 240 products containing antihypertensive medications (referred to as antihypertensive medications) (Table S1).<sup>15</sup> For BP-elevating medications, a list of 1,387 products containing potentially BP-elevating medications (referred to as BP-elevating

medications) was generated from a search of 150 generic drug names across 11 therapeutic classes (Table S2). Included generic drug names and therapeutic classes were guided by internal authors', including pharmacists', consensus, and were based on medications with potential BP-elevating effects, mentioned in the hypertension clinical practice guideline<sup>10</sup> and a thorough review of the existing literature.<sup>9,12,18-37</sup>

The TPT database provided the overall counts of unique individuals for each quarter in three mutually exclusive groups: 1) prescription fills for BP-elevating medication alone, 2) prescription fills for antihypertensive medication alone, and 3) concurrent prescription fills for BP-elevating medication and antihypertensive medication. Concurrent prescriptions were defined if prescriptions for any of the BP-elevating and antihypertensive medications were filled in the same quarter. Furthermore, we obtained the counts of unique individuals by sex and age group for each quarter who had individual or concurrent prescription fills for any antihypertensive medication or any BP-elevating medication (i.e., non-mutually exclusive categories). To report results by sex and age group, we presented findings for a total of 10 subgroups: among males and females in 5 age ranges (0–17, 18–44, 45–64, 65–74, and  $\geq 75$  years). All data were deidentified and no institutional board approval was required.

### **Statistical analysis**

We reported deduplicated count of individuals with concurrent or individual prescription fills for BP-elevating and antihypertensive medications for each quarter from Q1/2017 to Q4/2023. We used annual US population totals from the CDC WONDER dataset provided by National Center for Health Statistics (NCHS)<sup>38</sup> for each group to report the age-specific prevalence of prescription fills in percentages, absolute (non-regression based) percent changes compared to

Q1/2017, and quarterly trends, overall and stratified by sex and age group. We used the NCHS 2022 population data for population denominators for our data in both 2022 and 2023, as NCHS population data for 2023 was not yet available. Data extraction and analysis was conducted using Microsoft Excel and Stata, version 17.0 (StataCorp).

Joinpoint regression (JoinPoint 5.1.0, National Cancer Institute, Bethesda, MD) identified statistically significant trends in population percentage from Q1/2017 to Q4/2023.<sup>39</sup> For Joinpoint regression, a permutation-based approach was adopted for all groups, and the log model with correlated errors was selected.<sup>40,41</sup> Estimates from Joinpoint regression for the population percentage with prescription fills were reported as the average quarterly percent change (AQPC) for the period Q1/2017–Q4/2023. We excluded the year 2020 in estimating trends and statistical significance from the Joinpoint regression.<sup>42</sup> Estimates and statistical significance were similar to the Joinpoint regression model with the full sample (Table S3). Furthermore, we presented absolute change for the top 20 medications within antihypertensive and BP-elevating medication groups that experienced largest increase in number of individuals with prescription fills by sex and age group from Q1/2017 to Q4/2023 (Tables S4 and S5). We also presented the list of top 20 medications with highest number of fills in Q4/2023 within antihypertensive and BP-elevating medication (Tables S6 and S7). We reported population percentage and Joinpoint results with 95% confidence intervals, and statistical significance was determined by a p-value <0.05. We followed the Strengthening the Reporting of Observational Studies in Epidemiology (STROBE) reporting guidelines.



## RESULTS

### *Overall results for concurrent and individual prescription fills.*

Prescription fills for BP-elevating medications alone remained stable from 12.5% (95% CI = 12.4% to 12.6%) (40.8 million) in Q1/2017 to 12.7% (95% CI = 12.6% to 12.8%) (42.3 million) in Q4/2023; however, prescription fills for antihypertensive medications alone and concurrent prescription fills for BP-elevating and antihypertensive medications increased during Q1/2017 to Q4/2023 (Figure 1, Tables 1 and 2). The percentage of individuals with prescription fills for antihypertensive medication alone increased from 10.1% (95% CI = 10.0% to 10.2%) (32.8 million) in Q1/2017 to 11.0% (95% CI = 10.9% to 11.1%) (36.8 million) in Q4/2023 (9.5% increase;  $p < 0.001$ ). Concurrent prescription fills for BP-elevating and antihypertensive medications increased from 5.4% (95% CI = 5.3% to 5.4%) (17.4 million) in Q1/2017 to 6.2% (95% CI = 6.1% to 6.3%) (20.7 million) in Q4/2023 (15.9% increase;  $p < 0.001$ ).

### *Prescription fills for BP-elevating medications overall and by sex and age groups*

Prescription fills for BP-elevating medications were higher among females in comparison to males for all age groups except those aged 0–17 years (Figure 1, Tables 1 and 2). For example, in Q4/2023, among women of reproductive age (18–44 years), 24.7% (95% CI = 24.4% to 25.1%) had fills for BP-elevating medications, compared to only 11.6% (95% CI = 11.4% to 11.8%) of men of the same age group. Similarly, prescription fills for BP-elevating medications in Q4/2023 were higher among females in comparison to males for other adult age groups — 30.5% (95% CI = 30.2% to 30.9%) vs 17.7% (95% CI = 17.4% to 18.0%) among 45–64 years, 30.7% (95% CI = 30.3% to 31.2%) vs 20.4% (95% CI = 19.8% to 21.1%) among 65–74 years, and 25.2% (95% CI = 24.4% to 26.0%) versus 18.3% (95% CI = 17.7% to 18.8%) among  $\geq 75$  years.

From Q1/2017 to Q4/2023, prescription fills for BP-elevating medications increased among males and females aged 45 years or above. Among females, the sharpest increase in prescription fills for BP-elevating medications occurred among those aged  $\geq 75$  years (19.5% increase; from 21.1% to 25.2%;  $p < 0.001$ ), followed by those aged 65–74 years (14.1% increase, from 26.9% to 30.7%,  $p < 0.001$ ), and 45–64 years (8.7% increase, from 28.1% to 30.5%,  $p < 0.001$ ). Among males, the sharpest increase in prescription fills for BP-elevating medications occurred among those aged 65–74 years (17.2% increase; from 17.4% to 20.4%;  $p < 0.001$ ), followed by those aged  $\geq 75$  years (16.9% increase; from 15.6% to 18.3%;  $p < 0.001$ ), and 45–64 years (4.1% increase; from 28.1% to 30.5%;  $p = 0.004$ ).

Among BP-elevating medications with largest increase in prescription fills from Q1/2017 to Q4/2023 for females, most common therapeutic classes were stimulants, atypical antipsychotics, antidepressants, estrogen-containing medications, and corticosteroids (Tables S4 and S6). Among males, most common therapeutic classes were stimulants, atypical antipsychotics, corticosteroids, and NSAIDs.

### ***Prescription fills for antihypertensive medications overall and by sex and age groups***

Prescription fills for antihypertensive medications were higher for older age groups and were similar by age group for both sexes. For example, in Q4/2023 prescription fills for antihypertensive medications were highest among those aged  $\geq 75$  years (females = 54.1% vs males = 51.6%) followed by those aged 65–74 years (females = 45.2% vs males = 45.9%), 45–64 years (females = 26.8% vs males = 27.3%), 18–44 years (females = 7.0% vs males = 5.3%), and 0–17 years (females = 1.0% vs males = 1.3%). However, there was some variation in trends in prescription fills for antihypertensive medication by sex and age group over time. From

Q1/2017 to Q4/2023, prescription fills for antihypertensive medications increased among all sex and age groups, except among females aged  $\geq 75$  years and among males aged 0–17 years.

Among females, the sharpest increase in prescription fills for antihypertensive medications occurred among those aged 0–17 years (34.3% increase; from 0.7% to 1.0%;  $p < 0.001$ ), followed by those aged 18–44 years (29.8% increase; from 5.4% to 7.0%;  $p < 0.001$ ), 45–64 years (6.6% increase; from 25.1% to 26.8%;  $p < 0.002$ ), and 65–74 years (6.6% increase; from 42.4% to 45.2%;  $p < 0.001$ ). Among males, the sharpest increase in prescription fills for antihypertensive medications occurred among those aged 18–44 years (18.6% increase; from 4.5% to 5.3%;  $p < 0.001$ ), followed by those aged  $\geq 75$  years (12.8% increase; from 45.8% to 51.6%;  $p < 0.001$ ), 65–74 years (12.5% increase; from 40.8% to 45.9%;  $p < 0.001$ ), and 45–64 years (6.2% increase; from 25.7% to 27.3%;  $p < 0.001$ ).

Among antihypertensive medications with the largest increases in prescription fills from Q1/2017 to Q4/2023, most common therapeutic classes among females and males were angiotensin receptor blockers, beta blockers, and calcium channel blockers (Tables S5 and S7).

## **DISCUSSION**

This is the first study to present national trends of BP-elevating and antihypertensive medications, individually and concurrently, in the US. We provided recent trends across 28 quarters of data, using comprehensive lists of BP-elevating and antihypertensive medications. There were several key findings. First, about one out of every twenty persons in the US filled concurrent prescriptions for BP-elevating and antihypertensive medications, and concurrent fills increased by 15.9% during the study period. Second, nearly one in five persons in the US filled a prescription for a BP-elevating medication, either alone or concurrently with an antihypertensive

medication, and fills for BP-elevating medications were higher among females than males for all adult age groups. Third, there was a significant rise in antihypertensive prescription fills among females under 45 years old and males aged 18–44 years.

In a recent study, Vitarello et al. reported that 14.9% of US adults and 18.5% of US adults with hypertension used medications that can elevate blood pressure during 2009–2018.<sup>9</sup> We observed that the prevalence of prescription fills for BP-elevating medications was 17.9% (12.5% individually and 5.4% concurrently) in Q1/2017, which rose to 18.9% (12.7% individually and 6.1% concurrently) in Q4/2023. Our prevalence estimates for BP-elevating medications were higher than Vitarello et al. This difference could be due to our inclusion of a wider range of BP-elevating medications or our use of more recent data. We reported 15.9% increase in concurrent prescription fills for BP-elevating and antihypertensive medications during 2017–2023; such fills could hinder BP control for persons with hypertension. Recent estimates from 2013–2014 to 2017–2018 indicate a decline in BP control from 53.8% to 43.7% among adults with hypertension and from 72.2% to 64.8% among adults taking antihypertensive medication.<sup>8</sup> The growth in concurrent BP-elevating and antihypertensive medication use might be a contributing factor in these trends. While many BP-elevating medications are beneficial or even life-saving, for individual patients with hypertension, clinicians and healthcare teams can examine concurrent prescriptions, consider risks and benefits of BP-elevating medications, and consider alternatives for BP-elevating medications when appropriate.

For all adult age groups in Q4/2023, we observed a higher percentage of prescription fills for BP-elevating medications among women (approximately 25–31%) compared to men (11–20%). The higher percentage of prescription fills for BP-elevating medications among females

aged 18 to 44 years was primarily due to the use of estrogen-containing medications, specifically combined oral contraceptives. Estimates from 2017–2019 indicate that the most common contraceptive methods among females aged 15–49 years in the US included contraceptive pills (14.0%, although the study did not distinguish between types of oral contraceptives).<sup>43</sup> For other age groups among females, the largest increases in prescription fills occurred for medication classes such as stimulants, atypical antipsychotics, antidepressants, and corticosteroids. Prior studies have shown that a higher percentage of women than men use potentially BP-elevating medications such as antidepressants,<sup>44</sup> NSAIDs,<sup>45,46</sup> stimulants,<sup>47</sup> and antipsychotics.<sup>48-50</sup> For example, a higher percentage of women (17.7%) used an antidepressant than men (8.4%) during 2015–2018.<sup>44,51</sup> Higher usage of BP-elevating medication among women than men is concerning as it might negatively affect BP control in this population. According to recent findings on BP control among adults with hypertension, BP control declined significantly among women (from 56.3% in 2009–2012 to 47.9% in 2017–2020) in comparison to no significant change among men (from 50.4% in 2009–2012 to 49.0% in 2017–2020).<sup>52</sup>

During 2017–2023, prescription fills for antihypertensive medications increased over time across most sex and age groups. Although prescription fills for antihypertensive medications were higher among older age groups, consistent with their higher prevalence of hypertension,<sup>4</sup> the most meaningful *increase* in prescription fills for antihypertensive medications was observed among younger age groups. Our estimates suggest an increasing trend of prescription fills for antihypertensive medications among females (29.8% increase) and males (18.6% increase) of reproductive age (18–44 years) from Q1/2017 to Q4/2023. Although, to our knowledge, there are no recent estimates of antihypertensive usage by age- and sex-specific

groups for the US population overall, our results are consistent with recent estimates of antihypertensive usage among adults with hypertension. For example, Sekkarie et al.<sup>16</sup> reported that antihypertensive usage among adults with hypertension increased for women (from 64.4% to 68.5%) and men (from 56.8% to 59.4%) during 2017–2021. Similar to our findings, Sekkarie et al. documented the highest increase in antihypertensives usage among persons aged 18–44 years (from 38.0% to 42.5%) during 2017–2021.<sup>16</sup> Given the increasing percentage of reproductive age women taking antihypertensive medications, these women and their medical providers may need to be aware of the clinical guidance for the safe use of contraception among women with personal characteristics and medical conditions such as hypertension when providing contraceptive counseling.<sup>53</sup>

The findings of this study have important implications for public health and clinical practice. Establishing clinical guidance for managing concurrent BP-elevating and antihypertensive medication use could help mitigate adverse effects on BP control. For patients with hypertension, mitigation strategies could include alternative treatments when appropriate, or potential intensification of antihypertensive therapy when BP-elevating medication is needed and conflicting effects on BP are unavoidable. Clinical decision support tools that screen for medications with divergent effects on BP could help facilitate tailored medication regimens to support BP management. Lastly, pharmacotherapy research is needed to understand if certain antihypertensive medications are more effective at lowering BP when various classes of BP-elevating medications are being taken.

## **Limitations**

This study has limitations. First, although the TPT database covers 94% of outpatient retail prescriptions and provides nationally projected estimates, it excludes mail-order prescription fills and does not include cash purchases or over-the-counter medications. Second, concurrent fill data were not available by sex and age group from the TPT database. Thus, we were unable to examine concurrent prescription fills for BP-elevating and antihypertensive medications by sex and age groups. Third, dosage, duration, and frequency of administration information was unavailable, and we were unable to determine whether or how these medications were taken. For example, the concurrent prescription fills only included cases when the prescription fills for both BP-elevating and antihypertensive medications occurred in the same quarter; however, it could be possible that the medications were not taken at the same time. Additionally, some BP-elevating medications are typically taken on an as-needed basis while others are taken daily. We could not, for example, exclude BP-elevating medications taken at such low doses or for such short durations that they might not have meaningfully impacted BP. Fourth, we did not have data on other critical factors that could have potentially influenced prescription patterns, such as income, race, and region. Fifth, we were unable to identify the underlying conditions or diagnoses for which these medications were prescribed, so, for example, we could not restrict analyses to persons with hypertension. Sixth, while BP-elevating effects of some therapeutic classes are well-established, there is limited evidence documenting the prevalence, magnitude, and biological mechanism of BP elevation for some therapeutic classes of the included BP-elevating medications. Future studies can address the limitations of this study to provide a more nuanced understanding of concurrent and individual prescription fills for BP-elevating and antihypertensive medications.

## CONCLUSIONS

Hypertension is a modifiable cardiovascular disease risk factor affecting nearly half of US adults, and over half of adults with hypertension have uncontrolled BP. This study reported a rising national trend in concurrent prescription fills for BP-elevating and antihypertensive medications, and a higher use of BP-elevating medications among adult women compared to men. Concurrent use of BP-elevating and antihypertensive medications might hinder efforts to control BP among persons with hypertension. Evidence from this study could inform clinicians and patients as they consider medication options and hypertension management strategies.



## References

1. Wall HK, Ritchey MD, Gillespie C, Omura JD, Jamal A, George MG. Vital Signs: prevalence of key cardiovascular disease risk factors for Million Hearts 2022 — United States, 2011–2016. *MMWR Morbidity and mortality weekly report*. 2018;67(35):983-991. doi:10.15585/mmwr.mm6735a4
2. Sidney S, Quesenberry CP, Jaffe MG, et al. Recent trends in cardiovascular mortality in the United States and public health goals. *JAMA Cardiol*. 2016;1(5):594-599. doi:10.1001/jamacardio.2016.1326
3. Johnson CO, Decleene NK, Blacker BF, et al. State-level cardiovascular mortality rates among Hispanic, Non-Hispanic Black, and Non-Hispanic White populations, 1990 to 2019. *JAMA Cardiol*. 2023;8(5):429-442. doi:10.1001/jamacardio.2023.0112
4. Centers for Disease Control and Prevention (CDC). Hypertension cascade: hypertension prevalence, treatment and control estimates among US adults aged 18 years and older applying the criteria from the American College of Cardiology and American Heart Association's 2017 Hypertension Guideline—NHANES 2017–2020. Accessed March 22, 2024., <https://millionhearts.hhs.gov/data-reports/hypertension-prevalence.html>
5. Vaduganathan M, Claggett BL, Juraschek SP, Solomon SD. Assessment of long-term benefit of intensive blood pressure control on residual life span: secondary analysis of the Systolic Blood Pressure Intervention Trial (SPRINT). *JAMA Cardiol*. 2020;5(5):576-581. doi:10.1001/jamacardio.2019.6192
6. Ritchey MD, Wall HK, George MG, Wright JS. US trends in premature heart disease mortality over the past 50 years: Where do we go from here? *Trends Cardiovasc Med*. Aug 2020;30(6):364-374. doi:10.1016/j.tcm.2019.09.005
7. Xie X, Atkins E, Lv J, et al. Effects of intensive blood pressure lowering on cardiovascular and renal outcomes: updated systematic review and meta-analysis. *Lancet*. Jan 30 2016;387(10017):435-43. doi:10.1016/s0140-6736(15)00805-3
8. Muntner P, Hardy ST, Fine LJ, et al. Trends in blood pressure control among US adults with hypertension, 1999-2000 to 2017-2018. *JAMA*. 2020;324(12):1190. doi:10.1001/jama.2020.14545
9. Vitarello JA, Fitzgerald CJ, Cluett JL, Juraschek SP, Anderson TS. Prevalence of medications that may raise blood pressure among adults with hypertension in the United States. *JAMA Internal Medicine*. 2022-01-01 2022;182(1):90. doi:10.1001/jamainternmed.2021.6819
10. Whelton PK, Carey RM, Aronow WS, et al. 2017 ACC/AHA/AAPA/ABC/ACPM/AGS/APhA/ASH/ASPC/NMA/PCNA Guideline for the Prevention, Detection, Evaluation, and Management of High Blood Pressure in Adults: A Report of the American College of Cardiology/American Heart Association Task Force on Clinical Practice Guidelines. *Journal of the American College of Cardiology*. 2018/05/15/ 2018;71(19):e127-e248. doi:<https://doi.org/10.1016/j.jacc.2017.11.006>
11. Riar SK, Blowey DL. Medication and substance-induced hypertension: Mechanisms and management. In: Flynn JT, Ingelfinger JR, Brady TM, eds. *Pediatric Hypertension*. Springer International Publishing; 2023:683-700.
12. Rossi GP, Seccia TM, Maniero C, Pessina AC. Drug-related hypertension and resistance to antihypertensive treatment: a call for action. *J Hypertens*. Dec 2011;29(12):2295-309. doi:10.1097/HJH.0b013e32834c465d

13. Lin PD, Rifas-Shiman S, Merriman J, et al. Trends of antihypertensive prescription among US adults from 2010 to 2019 and changes following treatment guidelines: Analysis of multicenter electronic health records. *J Am Heart Assoc.* 2024:e032197. doi:10.1161/jaha.123.032197
14. Derington CG, Bress AP, Herrick JS, et al. Antihypertensive medication regimens used by US adults with hypertension and the potential for fixed-dose combination products: The National Health and Nutrition Examination Surveys 2015 to 2020. *Journal of the American Heart Association.* 2023;12(11)doi:10.1161/jaha.122.028573
15. Yang PK, Park SY, Jackson SL, et al. Trends and characteristics of blood pressure prescription fills before and during the COVID-19 pandemic in the United States. *Am J Hypertens.* 2023;doi:10.1093/ajh/hpad036
16. Sekkarie A, Fang J, Hayes D, Loustalot F. Prevalence of self-reported hypertension and antihypertensive medication use among adults - United States, 2017-2021. *MMWR Morbidity and mortality weekly report.* Mar 7 2024;73(9):191-198. doi:10.15585/mmwr.mm7309a1
17. Sekkarie A, Park S, Therrien NL, et al. Trends in lipid-lowering prescriptions: increasing use of guideline-concordant pharmacotherapies, U.S., 2017-2022. *American journal of preventive medicine.* 2023;64(4):561-566. doi:10.1016/j.amepre.2022.10.010
18. Hwang AY, Dave CV, Smith SM. Use of Prescription Medications That Potentially Interfere With Blood Pressure Control in New-Onset Hypertension and Treatment-Resistant Hypertension. *Am J Hypertens.* Nov 13 2018;31(12):1324-1331. doi:10.1093/ajh/hpy118
19. Grossman E, Messerli FH. Drug-induced hypertension: an unappreciated cause of secondary hypertension. *Am J Med.* 2012;125(1):14-22. doi:10.1016/j.amjmed.2011.05.024
20. Grossman E, Messerli FH. Secondary hypertension: interfering substances. *J Clin Hypertens (Greenwich).* 2008;10(7):556-66. doi:10.1111/j.1751-7176.2008.07758.x
21. Beck KR, Thompson GR, 3rd, Odermatt A. Drug-induced endocrine blood pressure elevation. *Pharmacol Res.* 2020;154:104311. doi:10.1016/j.phrs.2019.104311
22. Blankfield RP, Iftikhar IH. Food and drug administration regulation of drugs that raise blood pressure. *Journal of cardiovascular pharmacology and therapeutics.* 2015;20(1):5-8. doi:10.1177/1074248414531852
23. Flack J. Prescription and over the counter medications that impact blood pressure. presented at: American Heart Association Hypertension Scientific Sessions; 2022; San Diego, CA.
24. MacIntyre IM, Turtle EJ, Farrah TE, et al. Regular Acetaminophen Use and Blood Pressure in People With Hypertension: The PATH-BP Trial. *Circulation.* Feb 8 2022;145(6):416-423. doi:10.1161/CIRCULATIONAHA.121.056015
25. Spence JD, Grosser T, FitzGerald GA. Acetaminophen, Nonsteroidal Anti-Inflammatory Drugs, and Hypertension. *Hypertension.* Sep 2022;79(9):1922-1926. doi:10.1161/HYPERTENSIONAHA.122.19315
26. Forman JP, Stampfer MJ, Curhan GC. Non-narcotic analgesic dose and risk of incident hypertension in US women. *Hypertension.* Sep 2005;46(3):500-7. doi:10.1161/01.HYP.0000177437.07240.70
27. Calvi A, Fischetti I, Verzicco I, et al. Antidepressant Drugs Effects on Blood Pressure. *Front Cardiovasc Med.* 2021;8:704281. doi:10.3389/fcvm.2021.704281
28. Pillinger T, McCutcheon RA, Vano L, et al. Comparative effects of 18 antipsychotics on metabolic function in patients with schizophrenia, predictors of metabolic dysregulation, and

- association with psychopathology: a systematic review and network meta-analysis. *Lancet Psychiatry*. Jan 2020;7(1):64-77. doi:10.1016/S2215-0366(19)30416-X
29. Rognoni C, Bertolani A, Jommi C. Second-Generation Antipsychotic Drugs for Patients with Schizophrenia: Systematic Literature Review and Meta-analysis of Metabolic and Cardiovascular Side Effects. *Clin Drug Investig*. Apr 2021;41(4):303-319. doi:10.1007/s40261-021-01000-1
30. Masenga SK, Povia JP, Choonga ME, Hamooya BM. A “Return to Health” Is Associated With Blood Pressure Increase After a Year of Antiretroviral Therapy in People With HIV. *American Journal of Hypertension*. 2022;35(11):915-917. doi:10.1093/ajh/hpac094
31. Kavishe BB, Olsen MF, Filteau S, et al. Blood Pressure and Body Composition During First Year of Antiretroviral Therapy in People With HIV Compared With HIV-Uninfected Community Controls. *American Journal of Hypertension*. 2022-11-02 2022;35(11):929-937. doi:10.1093/ajh/hpac085
32. Nduka CU, Stranges S, Sarki AM, Kimani PK, Uthman OA. Evidence of increased blood pressure and hypertension risk among people living with HIV on antiretroviral therapy: a systematic review with meta-analysis. *Journal of human hypertension*. 2016-06-01 2016;30(6):355-362. doi:10.1038/jhh.2015.97
33. Cameron NA, Blyler CA, Bello NA. Oral Contraceptive Pills and Hypertension: A Review of Current Evidence and Recommendations. *Hypertension*. May 2023;80(5):924-935. doi:10.1161/HYPERTENSIONAHA.122.20018
34. Armstrong EP, Malone DC. The impact of nonsteroidal anti-inflammatory drugs on blood pressure, with an emphasis on newer agents. *Clinical Therapeutics*. Jan 2003 2003;25(1):1-18. doi:10.1016/s0149-2918(03)90003-8
35. Chan CC, Reid CM, Aw TJ, Liew D, Haas SJ, Krum H. Do COX-2 inhibitors raise blood pressure more than nonselective NSAIDs and placebo? An updated meta-analysis. *J Hypertens*. Dec 2009;27(12):2332-41. doi:10.1097/HJH.0b013e3283310dc9
36. Rivasi G, Menale S, Turrin G, Coscarelli A, Giordano A, Ungar A. The effects of pain and analgesic medications on blood pressure. *Curr Hypertens Rep*. 2022;24(10):385-394. doi:10.1007/s11906-022-01205-5
37. Touyz RM, Herrmann SMS, Herrmann J. Vascular toxicities with VEGF inhibitor therapies-focus on hypertension and arterial thrombotic events. *J Am Soc Hypertens*. Jun 2018;12(6):409-425. doi:10.1016/j.jash.2018.03.008
38. CDC WONDER. National Center for Health Statistics. Mortality data on CDC WONDER. Accessed May 14, 2024. <https://wonder.cdc.gov/Deaths-by-Underlying-Cause.html>.
39. National Cancer Institute. Joinpoint regression program, Version 5.1.0 - April 2024; Statistical Methodology and Applications Branch, Surveillance Research Program.
40. Kim HJ, Fay MP, Feuer EJ, Midthune DN. Permutation tests for joinpoint regression with applications to cancer rates. *Statistics in medicine*. Feb 15 2000;19(3):335-51. doi:10.1002/(sici)1097-0258(20000215)19:3<335::aid-sim336>3.0.co;2-z
41. Hincapie-Castillo JM, Goodin A. Using Joinpoint regression for drug utilization research: Tutorial and case study of prescription opioid use in the United States. *Pharmacoepidemiol Drug Saf*. 2023;32(5):509-516. doi:10.1002/pds.5606
42. Mariotto AB, Feuer EJ, Howlader N, Chen HS, Negoita S, Cronin KA. Interpreting cancer incidence trends: challenges due to the COVID-19 pandemic. *J Natl Cancer Inst*. Sep 7 2023;115(9):1109-1111. doi:10.1093/jnci/djad086

43. Daniels K, Abma JC. Current contraceptive status among women aged 15-49: United States, 2017-2019. *NCHS Data Brief*. 2020;(388):1-8.
44. Brody DJ, Gu Q. Antidepressant use among adults: United States, 2015-2018. *NCHS Data Brief*. 2020;(377):1-8.
45. Gorfinkel LR, Hasin D, Saxon AJ, et al. Trends in prescriptions for non-opioid pain medications among U.S. adults with moderate or severe pain, 2014-2018. *J Pain*. 2022;23(7):1187-1195. doi:10.1016/j.jpain.2022.01.006
46. Davis JS, Lee HY, Kim J, et al. Use of non-steroidal anti-inflammatory drugs in US adults: changes over time and by demographic. *Open Heart*. 2017;4(1):e000550. doi:10.1136/openhrt-2016-000550
47. Board AR, Guy G, Jones CM, Hoots B. Trends in stimulant dispensing by age, sex, state of residence, and prescriber specialty - United States, 2014-2019. *Drug Alcohol Depend*. Dec 1 2020;217:108297. doi:10.1016/j.drugalcdep.2020.108297
48. Park Y, Huybrechts KF, Cohen JM, et al. Antipsychotic medication use among publicly insured pregnant women in the United States. *Psychiatr Serv*. Nov 1 2017;68(11):1112-1119. doi:10.1176/appi.ps.201600408
49. Olfson M, King M, Schoenbaum M. Antipsychotic treatment of adults in the United States. *J Clin Psychiatry*. Oct 2015;76(10):1346-53. doi:10.4088/JCP.15m09863
50. Dennis JA, Gittner LS, Payne JD, Nugent K. Characteristics of U.S. adults taking prescription antipsychotic medications, National Health and Nutrition Examination Survey 2013-2018. *BMC Psychiatry*. Oct 1 2020;20(1):483. doi:10.1186/s12888-020-02895-4
51. Luo Y, Kataoka Y, Ostinelli EG, Cipriani A, Furukawa TA. National prescription patterns of antidepressants in the treatment of adults with major depression in the US between 1996 and 2015: a population representative survey based analysis. *Front Psychiatry*. 2020;11:35. doi:10.3389/fpsy.2020.00035
52. Muntner P, Miles MA, Jaeger BC, et al. Blood pressure control among US adults, 2009 to 2012 through 2017 to 2020. *Hypertension*. 2022-09-01 2022;79(9):1971-1980. doi:10.1161/hypertensionaha.122.19222
53. Nguyen AT, Curtis KM, Tepper NK, et al. U.S. Medical Eligibility Criteria for Contraceptive Use, 2024. *MMWR Recomm Rep*. Aug 8 2024;73(4):1-126. doi:10.15585/mmwr.rr7304a1

## Tables and Figures

Table 1: Number of unique individuals and population percent with prescription fills for any BP-elevating medication alone, any antihypertensive medication alone, and concurrent prescription fills for any BP-elevating plus any antihypertensive medication in Q1/2017 and Q4/2023 from IQVIA's TPT Q1, 2017–Q4, 2023<sup>a</sup>

Group	Q1/2017				Q4/2023				Percent change from Q1/2017 to Q4/2023 <sup>b</sup>
	Count	Pop. percent	95% lower CI	95% upper CI	Count	Pop. percent	95% lower CI	95% upper CI	
<b>Overall</b>									
BPE Alone	40775287	12.5	12.4	12.6	42293817	12.7	12.6	12.8	1.4
Anti-HTN Alone	32823564	10.1	10.0	10.2	36773683	11.0	10.9	11.1	9.5*
Anti-HTN + BPE Concurrent	17449846	5.4	5.3	5.4	20694112	6.2	6.1	6.3	15.9*
<i>Female, Prescription fills for BP-elevating medications (alone or concurrent)</i>									
0–17	3218663	8.9	8.7	9.2	3284969	9.3	9.0	9.6	4.0
18–44	14371855	24.9	24.6	25.2	14648654	24.7	24.4	25.1	-0.5
45–64	12144460	28.1	27.8	28.5	12694235	30.5	30.2	30.9	8.7*
65–74	4258200	26.9	26.1	27.8	5495503	30.7	30.3	31.2	14.1*
≥75	2634337	21.1	20.4	21.7	3524894	25.2	24.4	26.0	19.5*
<i>Male, Prescription fills for BP-elevating medications (alone or concurrent)</i>									
0–17	3978019	10.6	10.2	10.9	3833869	10.3	10.0	10.7	-2.2
18–44	6059425	10.3	10.1	10.4	7117764	11.6	11.4	11.8	13.1
45–64	6999287	17.0	16.7	17.3	7250265	17.7	17.4	18.0	4.1*
65–74	2417488	17.4	16.9	18.0	3248851	20.4	19.8	21.1	17.2*
≥75	1357037	15.6	15.1	16.1	1830013	18.3	17.7	18.8	16.9*
<i>Female, Prescription fills for antihypertensive medications (alone or concurrent)</i>									
0–17	262530	0.7	0.7	0.8	346233	1.0	0.9	1.0	34.3*
18–44	3106753	5.4	5.2	5.5	4133050	7.0	6.8	7.2	29.8*
45–64	10862267	25.1	24.8	25.5	11142799	26.8	26.5	27.1	6.6*
65–74	6702170	42.4	41.7	43.1	8078775	45.2	44.6	45.8	6.6*
≥75	6069932	48.6	47.9	49.4	7569161	54.1	53.4	54.8	11.3
<i>Male, Prescription fills for antihypertensive medications (alone or concurrent)</i>									
0–17	483457	1.3	1.2	1.3	479766	1.3	1.3	1.3	0.7
18–44	2652720	4.5	4.4	4.6	3267689	5.3	5.2	5.5	18.6*
45–64	10594263	25.7	25.4	26.1	11196741	27.3	27.0	27.7	6.2*
65–74	5667990	40.8	40.2	41.5	7308480	45.9	45.2	46.6	12.5*
≥75	3978876	45.8	44.4	47.2	5173761	51.6	50.0	53.2	12.8*

Abbreviations: BPE, blood pressure-elevating; Anti-HTN, antihypertensive; CI, confidence interval; Pop, population

<sup>a</sup>This table presents the prescription fills for BP-elevating and antihypertensive medications for Q1/2017 and Q4/2023 from IQVIA's Total Patient Tracker database.

<sup>b</sup>The percent change is obtained by comparing the population percent from Q1/2017 to Q4/2023. Percent change with statistical significance of p-value <0.05 from Joinpoint regression are highlighted with asterisk (\*) sign.



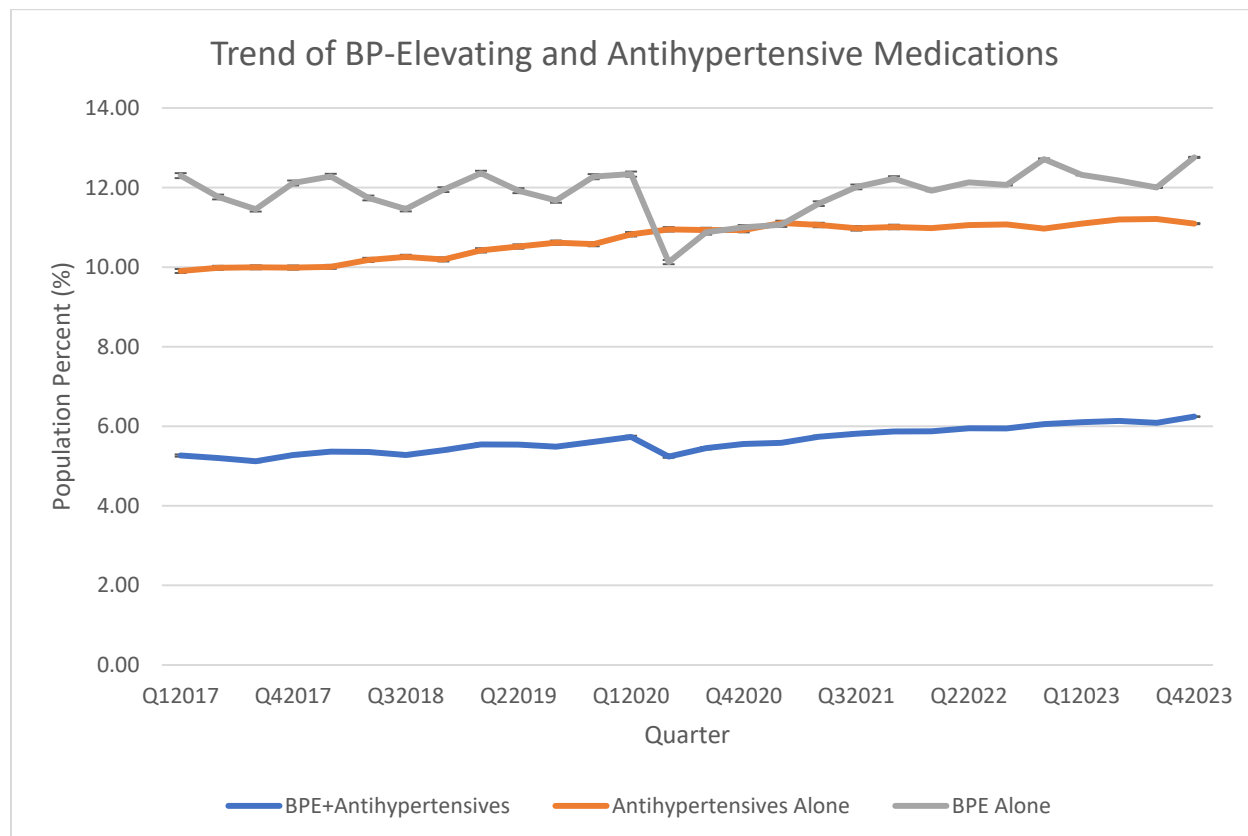
Table 2: Joinpoint regression results along with absolute change in Q4/2023 in comparison to Q1/2017 for concurrent and individual prescription fills for blood pressure (BP)-elevating and antihypertensive medications overall and by sex and age groups

Group	Number of join points	Slope change quarter	AQPC <sup>a</sup>	95% lower CI	95% upper CI	AQPC <sup>a</sup> P-value	Percent change from Q1, 2017 to Q4, 2023
<b>Overall</b>							
BPE alone	0	NA	0.02	-0.11	0.2	0.7	1.4
Anti-HTN alone	1	Q17	0.4*	0.3	0.4	<0.001	9.5*
Anti-HTN + BPE concurrent	0	NA	0.6*	0.5	0.6	<0.001	15.9*
<b>Female, Prescription fills for BP-elevating medications (alone or concurrent)</b>							
0 to 17	0	NA	-0.3	-0.8	0.3	0.3	4.0
18 to 44	2	Q17, Q20	-0.1	-0.6	0.3	0.8	-0.5
45 to 64	0	NA	0.4*	0.3	0.4	<0.001	8.7*
65 to 74	0	NA	0.5*	0.5	0.6	<0.001	14.1*
≥75	0	NA	0.7*	0.6	0.8	<0.001	19.5*
<b>Male, Prescription fills for BP-elevating medications (alone or concurrent)</b>							
0 to 17	0	NA	-0.4	-0.9	0.1	0.1	-2.2
18 to 44	2	Q17, Q20	0.5	-0.1	1.0	0.1	13.1
45 to 64	0	NA	0.1*	0.1	0.2	0.004	4.1*
65 to 74	0	NA	0.6*	0.5	0.7	<0.001	17.2*
≥75	0	NA	0.7*	0.5	0.8	<0.001	16.9*
<b>Female, Prescription fills for antihypertensive medications (alone or concurrent)</b>							
0 to 17	0	NA	1.1*	0.9	1.2	<0.001	34.3*
18 to 44	2	Q9, Q20	0.9*	0.8	1.0	<0.001	29.8*
45 to 64	1	Q21	0.2*	0.1	0.3	<0.002	6.6*
65 to 74	0	NA	0.2*	0.2	0.2	<0.001	6.6*
≥75	4	Q11, Q18, Q23, Q26	0.3	-0.4	1.0	0.4	11.3
<b>Male, Prescription fills for antihypertensive medications (alone or concurrent)</b>							
0 to 17	0	NA	0.0	-0.1	0.1	1.0	0.7
18 to 44	0	NA	0.6*	0.5	0.6	<0.001	18.6*
45 to 64	1	Q12	0.2*	0.1	0.3	<0.001	6.2*
65 to 74	0	NA	0.4*	0.4	0.5	<0.001	12.5*
≥75	0	NA	0.6*	0.4	0.7	<0.001	12.8*

Abbreviations: Anti-HTN, antihypertensive; AQPC, average quarterly percent change; BPE, blood pressure-elevating, NA, not applicable

<sup>a</sup> AQPC values are obtained from Joinpoint regression after excluding the data for year 2020. P-values <0.05 were considered statistically significant and are highlighted by asterisk (\*) sign.

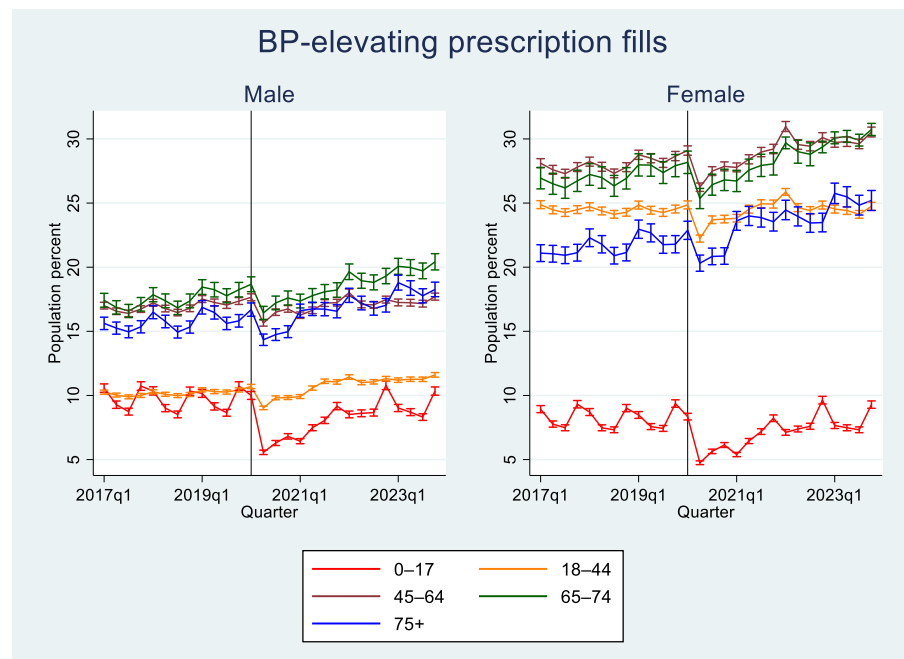
Figure 1: Population percent with unique number of individuals with prescription fills for any BP-elevating medication alone, any antihypertensive medication alone, and concurrent prescription fills for any BP-elevating plus any antihypertensive medication from IQVIA’s TPT Q1, 2017–Q4, 2023<sup>a</sup>



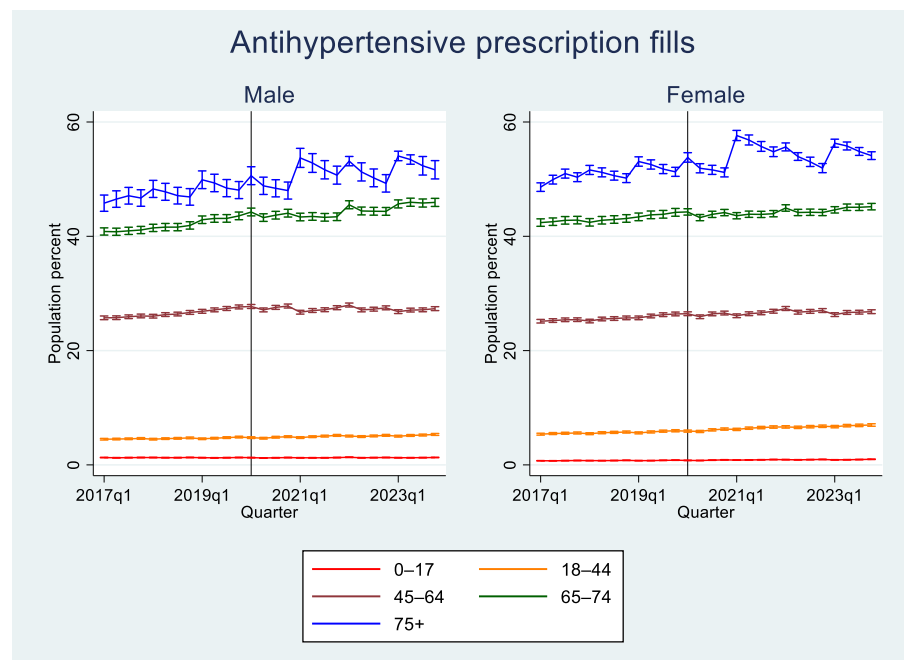
<sup>a</sup>This figure shows the quarterly trend of US population percentage for unique number of individuals with prescription fills for BP-elevating medications only, antihypertensive medications only, and concurrent prescription fills for any antihypertensive and any BP-elevating medications using IQVIA’s Total Patient Tracker database, Q1/2017 to Q4/2023. Total US population was used to obtain population percentage for all quarters. Drug prescriptions for unspecified gender and age groups were excluded. The total aggregate numbers are slightly lower than the sum of numbers from subgroups as the deduplication process removes multiple entries for the same person appearing in different age bands while removing all conflicting/missing reports of sex and age groups.

Figure 2: Projected percentage of population with prescription fills for BP-elevating and antihypertensive medication from outpatient retail pharmacies, stratified by sex and age group from IQVIA’s TPT Q1, 2017—Q4, 2023<sup>a</sup>

Panel (A): BP-elevating prescription fills



Panel (B): Antihypertensive prescription fills



<sup>a</sup>This figure presents population percentage of individuals with prescription fills for BP-elevating (panel A) and antihypertensive medication (panel B) from Q1/2017 to Q4/2023. Annual US population totals from the CDC



WONDER dataset provided by National Center for Health Statistics (NCHS) for each group were used to report the age-specific prevalence of prescription fills in percentages. Since population denominator for year 2023 was not available, hence, population total of year 2022 was used as population denominator for both years 2022 and 2023. IQVIA's TPT portal was used to obtain deduplicated counts of individuals with prescription fill with 95% confidence interval.

### **Online Only Supplement: Tables and Figures**

Table S1: Therapeutic classes and corresponding number of products containing antihypertensive medications included in reporting the prescription fills overall and for sex and age groups from IQVIA's Total Patient Tracker (TPT) database Q1, 2017—Q4, 2023

Table S2: Therapeutic classes and corresponding number of products containing blood pressure-elevating medications included in reporting the prescription fills overall and for sex and age groups from IQVIA's Total Patient Tracker (TPT) database Q1, 2017—Q4, 2023

Table S3: Joinpoint regression estimates for full sample and for the sample excluding year 2020.

Table S4: Medication and therapeutic class of the BP-elevating medications that experienced largest increase in prescription fills by sex and age group from Q1/2017 to Q4/2023, IQVIA Total Patient Tracker

Table S5: Medication and therapeutic class of the antihypertensive medications that experienced largest increase in prescription fills by sex and age group from Q1/2017 to Q4/2023, IQVIA Total Patient Tracker

Table S6: Medication and therapeutic class of the BP-elevating medications with highest number of prescription fills by sex and age group in Q4/2023, IQVIA Total Patient Tracker

Table S7: Medication and therapeutic class of the antihypertensive medications with highest number of prescription fills by sex and age group in Q4/2023, IQVIA Total Patient Tracker

Table S1: Therapeutic classes and corresponding number of products containing antihypertensive medications included in reporting the prescription fills overall and for sex and age groups from IQVIA’s Total Patient Tracker (TPT) database Q1, 2017—Q4, 2023<sup>a</sup>

<b>Therapeutic Class</b>	<b>Number of Products</b>
ACE inhibitors	20
Aldosterone antagonist	3
Alpha-1 blockers	8
Angiotensin receptor blockers	15
Beta blockers	33
Calcium channel blockers	49
Centrally acting	8
Direct renin inhibitor	2
Direct vasodilators	2
Loop diuretic	10
Potassium sparing diuretic	6
Thiazide diuretic	12
Other	7
Fixed dose combination	65
<b><i>Total</i></b>	<b><i>240</i></b>

Abbreviations: ACE, angiotensin-converting enzyme;

<sup>a</sup>This table shows the number of products included in each therapeutic class for generating the individual and concurrent reports of prescription fills for antihypertensive medications.

Table S2: Therapeutic classes and corresponding number of products containing blood pressure-elevating medications included in reporting the prescription fills overall and for sex and age groups from IQVIA's Total Patient Tracker (TPT) database Q1, 2017—Q4, 2023<sup>a,b</sup>

<b>Therapeutic Class</b>	<b>Number of Products</b>
Androgens	30
Antidepressants <sup>c</sup>	59
Antineoplastic Agent	43
Antiretrovirals	72
Atypical Antipsychotics	51
Corticosteroids	66
Decongestants	529
Estrogen-containing	254
Immunomodulators	25
NSAIDs	196
Stimulants	62
<b><i>Total</i></b>	<b><i>1,387</i></b>

<sup>a</sup>This table shows the number of products included in each therapeutic class for generating the individual and concurrent reports of prescription fills for BP-elevating medications.

<sup>b</sup>Careful efforts were taken to remove topical products with limited systemic absorption. However, for BPE medication, the results were generated at the molecule level instead of the therapeutic class, and might include topical products with limited systemic absorption such as topical isotretinoin.

<sup>c</sup>The following antidepressant sub-classes were included in this analysis Aminoketone, Monoamine Oxidase Inhibitors (MAOI), Serotonin-norepinephrine reuptake inhibitors (SNRI), Tricyclic antidepressants (TCA).

Table S3: Joinpoint regression estimates for full sample and for the sample excluding year 2020

	Full sample			Excluding 2020	
Number of Joinpoints	Mean square errors	Average quarterly percent change (AQPC)	Number of Joinpoints	Mean square errors	Average quarterly percent change (AQPC)
<b>Overall</b>					
2	69.2938	0.1803	0	41.1271	0.0254
2	1.626	0.3286*	1	1.9441	0.3592*
2	13.8006	0.6306*	0	5.9135	0.5609*
<b>Prescription fills for BP-elevating medications, Female (alone or concurrent)</b>					
2	72.4177	0.3156	0	75.8871	-0.2689
2	14.2413	-0.0876	2	5.0196	-0.0574
3	11.1429	0.306	0	10.5366	0.3450*
3	2.2435	0.5354	0	3.0496	0.5409*
3	5.1013	0.6711	0	2.8621	0.7054*
<b>Prescription fills for BP-elevating medications, Male (alone or concurrent)</b>					
2	68.5309	0.21	0	67.9991	-0.4138
3	14.0041	0.498	2	5.9916	0.4456
0	17.7451	0.1358*	0	9.0166	0.1424*
2	3.3122	0.7382	0	3.9473	0.5948*
1	9.369	0.6485*	0	4.5397	0.6455*
<b>Prescription fills for antihypertensive medications, Female (alone or concurrent)</b>					
0	3.4538	1.09*	0	2.841	1.0792*
2	0.6147	0.9212*	2	0.5374	0.9089*
1	2.456	0.2134*	1	2.0337	0.2150*
0	1.7539	0.2049*	0	1.3062	0.2079*
3	13.6629	0.3782	4	8.3083	0.3009
<b>Prescription fills for antihypertensive medications, Male (alone or concurrent)</b>					
0	1.6419	-0.0102	0	1.5285	0.0001
0	1.0644	0.5783*	0	1.0482	0.5777*
1	3.3808	0.2280*	1	2.7488	0.2250*
2	1.7452	0.4920*	0	2.5964	0.4292*
0	4.8234	0.5519*	0	4.4538	0.5475*

Table S4: Medication and therapeutic class of the BP-elevating medications that experienced largest increase in prescription fills by sex and age group from Q1/2017 to Q4/2023, IQVIA Total Patient Tracker

Medication	Therapeutic class	Change from Q1/2017 to Q4/2023	Medication	Therapeutic Class	Change from Q1/2017 to Q4/2023
<i>Females, 0 to 17 years<sup>a</sup></i>			<i>Males, 0 to 17 years<sup>a</sup></i>		
LISDEXAMFETAMIN DI	Stimulant	91105	LISDEXAMFETAMIN DI	Stimulant	169244
PREDNISOLONE S PH	Corticosteroid	79312	DEXMETHYLPHEN ER	Stimulant	88041
DEXMETHYLPHEN ER	Stimulant	50171	CONCERTA	Stimulant	81926
ARIPIRAZOLE	Atypical Antipsychotic	46479	PREDNISOLONE S PH	Corticosteroid	78877
CONCERTA	Stimulant	40390	DEXAMETHASONE	Corticosteroid	49682
DEXAMETHASONE	Corticosteroid	37130	IBUPROFEN (OTC) CHILD	NSAID	39823
IBUPROFEN (OTC) CHILD	NSAID	36465	ARIPIRAZOLE	Atypical Antipsychotic	37319
DROSPIR-ETHYL ESTR	Estrogen-containing	29363	AZSTARYS	Stimulant	34731
ESTARYLLA	Estrogen-containing	26290	JORNAY PM	Stimulant	32462
BUPROPION HCL XL	Antidepressant	25009	QUILLICHEW ER	Stimulant	20013
MILI	Estrogen-containing	19286	DIMAPHEN DM	Decongestant	17694
ZAFEMY	Estrogen-containing	18091	IBUPROFEN (RX)	NSAID	15656
TRI-LO-MILI	Estrogen-containing	17474	DEXMETHYLPHEN HCL	Stimulant	13453
DULOXETINE HCL	Antidepressant	17057	ENDACOF-DM (OTC)	Decongestant	11850
AZSTARYS	Stimulant	17022	POLYTUSSIN DM	Decongestant	11573
VIENVA	Estrogen-containing	16740	METHYLPREDNISOLONE	Corticosteroid	10834
DIMAPHEN DM	Decongestant	15961	PREDNISONONE	Corticosteroid	10220
JORNAY PM	Stimulant	15308	COTEMPLA XR-ODT	Stimulant	9161
PREDNISONONE	Corticosteroid	14546	LURASIDONE HCL	Atypical Antipsychotic	8260
LURASIDONE HCL	Atypical Antipsychotic	13863	BUPROPION HCL XL	Antidepressant	8059
<i>Females, 18 to 44 years</i>			<i>Males, 18 to 44 years</i>		
BUPROPION HCL XL	Antidepressant	677796	BUPROPION HCL XL	Antidepressant	311514
LISDEXAMFETAMIN DI	Stimulant	396720	LISDEXAMFETAMIN DI	Stimulant	271341
PREDNISONONE	Corticosteroid	305207	AMPHETAMIN SALT ER	Stimulant	183719

AMPHETAMIN SALT ER	Stimulant	293868	AMPHETAMINE SALTS	Stimulant	163767
AMPHETAMINE SALTS	Stimulant	287769	EMTRICITABINE/TENO	Antiretroviral	129456
METHYLPREDNISOLONE	Corticosteroid	253525	PREDNISONE	Corticosteroid	127659
ARIPIRAZOLE	Atypical Antipsychotic	208969	ARIPIRAZOLE	Atypical Antipsychotic	119863
DESVENLAFAXIN SUC ER	Antidepressant	177977	TESTOSTERONE CYP	Androgen	116624
VIENVA	Estrogen-containing	170910	METHYLPREDNISOLONE	Corticosteroid	114538
IBUPROFEN (RX)	NSAID	150556	DESCOVY	Antiretroviral	87408
DROSPIR-ETHYL ESTR	Estrogen-containing	148577	BIKTARVY	Antiretroviral	79888
ESTARYLLA	Estrogen-containing	147324	DESVENLAFAXIN SUC ER	Antidepressant	62112
MILI	Estrogen-containing	146379	BUPROPION HCL SR	Antidepressant	59921
BUPROPION HCL SR	Antidepressant	130022	DULOXETINE HCL	Antidepressant	57624
DULOXETINE HCL	Antidepressant	124382	IBUPROFEN (RX)	NSAID	56161
ETONOGEST/ETH EST	Estrogen-containing	123930	QUETIAPINE FUM	Atypical Antipsychotic	48602
TRI-LO-MILI	Estrogen-containing	114015	ESTRADIOL	Estrogen-containing	47789
VRAYLAR	Atypical Antipsychotic	113098	VRAYLAR	Atypical Antipsychotic	46383
LURASIDONE HCL	Atypical Antipsychotic	105231	CELECOXIB	NSAID	44615
ELURYNG	Estrogen-containing	94255	LURASIDONE HCL	Atypical Antipsychotic	41742
<i>Females, 45 to 64 years</i>			<i>Males, 45 to 64 years</i>		
ESTRADIOL	Estrogen-containing	469946	TESTOSTERONE CYP	Androgen	217049
BUPROPION HCL XL	Antidepressant	432142	BUPROPION HCL XL	Antidepressant	165262
CELECOXIB	NSAID	225919	CELECOXIB	NSAID	131510
DULOXETINE HCL	Antidepressant	211554	DULOXETINE HCL	Antidepressant	91467
METHYLPREDNISOLONE	Corticosteroid	204778	TESTOSTERONE	Androgen	88430
ESTRADIOL TRANSDML	Estrogen-containing	180874	METHYLPREDNISOLONE	Corticosteroid	87906
IBUPROFEN (RX)	NSAID	155574	ASPIRIN (OTC)	NSAID	86859
LISDEXAMFETAMIN DI	Stimulant	145865	AMPHETAMINE SALTS	Stimulant	86319
BUPROPION HCL SR	Antidepressant	139503	IBUPROFEN (RX)	NSAID	78833
AMPHETAMINE SALTS	Stimulant	135095	BIKTARVY	Antiretroviral	73730
DESVENLAFAXIN SUC ER	Antidepressant	129290	MELOXICAM	NSAID	68857
ARIPIRAZOLE	Atypical Antipsychotic	96475	LISDEXAMFETAMIN DI	Stimulant	66996
HYDROXYCHLOROQUINE SULF	Immunomodulator	92532	ANASTROZOLE	Antineoplastic Agent	60956

PREDNISON	Corticosteroid	88202	BUPROPION HCL SR	Antidepressant	59133
PHENTERMINE HCL	Stimulant	87717	ARIPIRAZOLE	Atypical Antipsychotic	51426
AMPHETAMIN SALT ER	Stimulant	84033	AMPHETAMIN SALT ER	Stimulant	49378
DOTTI	Estrogen-containing	76392	DESVENLAFAXIN SUC ER	Antidepressant	40232
VRAYLAR	Atypical Antipsychotic	74755	EMTRICITABINE/TENO	Antiretroviral	38539
MELOXICAM	NSAID	69477	QUETIAPINE FUM	Atypical Antipsychotic	30925
LURASIDONE HCL	Atypical Antipsychotic	65434	DEXAMETHASONE	Corticosteroid	30065
<i>Females, 65 to 74 years</i>			<i>Males, 65 to 74 years</i>		
ESTRADIOL	Estrogen-containing	294785	MELOXICAM	NSAID	133860
DULOXETINE HCL	Antidepressant	224517	PREDNISON	Corticosteroid	119178
BUPROPION HCL XL	Antidepressant	194017	DULOXETINE HCL	Antidepressant	101890
PREDNISON	Corticosteroid	163502	CELECOXIB	NSAID	100510
METHYLPREDNISOLONE	Corticosteroid	161093	ASPIRIN (OTC)	NSAID	100032
MELOXICAM	NSAID	156758	METHYLPREDNISOLONE	Corticosteroid	97643
CELECOXIB	NSAID	146530	IBUPROFEN (RX)	NSAID	83591
IBUPROFEN (RX)	NSAID	117025	BUPROPION HCL XL	Antidepressant	73148
ASPIRIN (OTC)	NSAID	73364	TESTOSTERONE CYP	Androgen	65830
VENLAFAXINE HCL ER	Antidepressant	70373	TESTOSTERONE	Androgen	49001
QUETIAPINE FUM	Atypical Antipsychotic	66824	QUETIAPINE FUM	Atypical Antipsychotic	44846
HYDROXYCHLOROQUINE SULF	Immunomodulator	64904	DICLOFENAC SOD	NSAID	29737
BUPROPION HCL SR	Antidepressant	61264	ASPIRIN	NSAID	29206
ARIPIRAZOLE	Atypical Antipsychotic	51959	BUPROPION HCL SR	Antidepressant	27120
DESVENLAFAXIN SUC ER	Antidepressant	43660	DEXAMETHASONE	Corticosteroid	24792
ANASTROZOLE	Antineoplastic Agent	37979	ARIPIRAZOLE	Atypical Antipsychotic	22872
DEXAMETHASONE	Corticosteroid	35496	HYDROXYCHLOROQUINE SULF	Immunomodulator	19089
DICLOFENAC SOD	NSAID	32546	VENLAFAXINE HCL ER	Antidepressant	18966
AMPHETAMINE SALTS	Stimulant	31420	BIKTARVY	Antiretroviral	17425
LETROZOLE	Antineoplastic Agent	28321	AMPHETAMINE SALTS	Stimulant	14717
<i>Females, ≥75 years</i>			<i>Males, ≥75 years</i>		
ESTRADIOL	Estrogen-containing	209051	PREDNISON	Corticosteroid	82478



DULOXETINE HCL	Antidepressant	174364	DULOXETINE HCL	Antidepressant	68986
PREDNISON	Corticosteroid	116562	METHYLPREDNISOLONE	Corticosteroid	67224
METHYLPREDNISOLONE	Corticosteroid	112267	MELOXICAM	NSAID	51892
CELECOXIB	NSAID	84935	ASPIRIN (OTC)	NSAID	50153
BUPROPION HCL XL	Antidepressant	84081	CELECOXIB	NSAID	49675
MELOXICAM	NSAID	82693	QUETIAPINE FUM	Atypical Antipsychotic	35330
QUETIAPINE FUM	Atypical Antipsychotic	63555	BUPROPION HCL XL	Antidepressant	34433
VENLAFAXINE HCL ER	Antidepressant	49709	IBUPROFEN (RX)	NSAID	25378
ASPIRIN (OTC)	NSAID	49408	DEXAMETHASONE	Corticosteroid	22823
HYDROXYCHLOROQUINE SULF	Immunomodulator	41816	TESTOSTERONE CYP	Androgen	22174
IBUPROFEN (RX)	NSAID	41105	TESTOSTERONE	Androgen	21868
ANASTROZOLE	Antineoplastic Agent	33464	VENLAFAXINE HCL ER	Antidepressant	14017
DEXAMETHASONE	Corticosteroid	31107	HYDROXYCHLOROQUINE SULF	Immunomodulator	12701
BUPROPION HCL SR	Antidepressant	26864	BUPROPION HCL SR	Antidepressant	12227
LETROZOLE	Antineoplastic Agent	24899	METHOTREXATE SOD	Antineoplastic Agent	11673
ARIPIRAZOLE	Atypical Antipsychotic	23584	DICLOFENAC SOD	NSAID	9686
METHOTREXATE SOD	Antineoplastic Agent	21136	ARIPIRAZOLE	Atypical Antipsychotic	8617
DESVENLAFAXIN SUC ER	Antidepressant	17634	OLANZAPINE	Atypical Antipsychotic	6976
DICLOFENAC SOD	NSAID	14954	HYDROCORTISONE	Corticosteroid	6302

<sup>a</sup> Careful efforts were taken to remove topical products with limited systemic absorption. However, the results were generated at molecule level instead of therapeutic class and some topical products with limited systemic absorption were included. Topical isotretinoin, used for acne treatment, experienced the 11th and 10th largest increase in prescription fills Q1/2017 to Q4/2023 for females 0 to 17 years and males 0 to 17 years, respectively. Authors chose not to report these in the table as they are unlikely to cause clinically significant BP-elevation.

Table S5: Medication and therapeutic class of the antihypertensive medications that experienced largest increase in prescription fills by sex and age group from Q1/2017 to Q4/2023, IQVIA Total Patient Tracker

Medication	Therapeutic class	Change from Q1/2017 to Q4/2023	Medication	Therapeutic Class	Change from Q1/2017 to Q4/2023
<i>Females, 0 to 17 years</i>			<i>Males, 0 to 17 years</i>		
SPIRONOLACTONE	Potassium sparing diuretic	39068	CLONIDINE HCL	Centrally acting	6634
CLONIDINE HCL	Centrally acting	24485	PROPRANOLOL HCL	Beta Blocker	5013
PROPRANOLOL HCL	Beta Blocker	16289	PRAZOSIN HCL	Alpha-1 Blocker	3350
PRAZOSIN HCL	Alpha-1 Blocker	8476	SPIRONOLACTONE	Potassium sparing diuretic	2602
METOPROLOL SUCCIN	Beta Blocker	1143	KATERZIA	Calcium Channel Blocker	1349
MINOXIDIL	Direct vasodilator	1016	MINOXIDIL	Direct vasodilator	1285
KATERZIA	Calcium Channel Blocker	836	LOSARTAN POT	Angiotensin Receptor Blocker	1212
CAROSPIR	Potassium sparing diuretic	621	METOPROLOL SUCCIN	Beta Blocker	852
TELMISARTAN	Angiotensin Receptor Blocker	572	CAROSPIR	Potassium sparing diuretic	761
LOSARTAN POT	Angiotensin Receptor Blocker	535	AMLODIPINE BESY	Calcium Channel Blocker	738
NADOLOL	Beta Blocker	483	TELMISARTAN	Angiotensin Receptor Blocker	520
NIFEDIPINE ER	Calcium Channel Blocker	317	NADOLOL	Beta Blocker	444
QBRELIS	ACE inhibitor	227	ENTRESTO <sup>a</sup>	Angiotensin Receptor Blocker	421
ENTRESTO <sup>a</sup>	Angiotensin Receptor Blocker	219	EPLERENONE	Aldosterone antagonist	414
CLONIDINE	Centrally acting	208	QBRELIS	ACE inhibitor	352
DIURIL	Thiazide diuretic	188	IRBESARTAN	Angiotensin Receptor Blocker	263
LABETALOL HCL	Beta Blocker	166	CLONIDINE	Centrally acting	254
IRBESARTAN	Angiotensin Receptor Blocker	135	DIURIL	Thiazide diuretic	156
NEBIVOLOL HCL	Beta Blocker	98	NIFEDIPINE ER	Calcium Channel Blocker	134
TERAZOSIN HCL	Alpha-1 Blocker	94	NORLIQVA	Calcium Channel Blocker	123
<i>Females, 18 to 44 years</i>			<i>Males, 18 to 44 years</i>		
SPIRONOLACTONE	Potassium sparing diuretic	464710	LOSARTAN POT	Angiotensin Receptor Blocker	258929
PROPRANOLOL HCL	Beta Blocker	285574	AMLODIPINE BESY	Calcium Channel Blocker	204787
LOSARTAN POT	Angiotensin Receptor Blocker	176515	PROPRANOLOL HCL	Beta Blocker	132546
AMLODIPINE BESY	Calcium Channel Blocker	144392	METOPROLOL SUCCIN	Beta Blocker	102020
METOPROLOL SUCCIN	Beta Blocker	124624	SPIRONOLACTONE	Potassium sparing diuretic	78606

NIFEDIPINE ER	Calcium Channel Blocker	105992	MINOXIDIL	Direct vasodilator	66614
PRAZOSIN HCL	Alpha-1 Blocker	91650	OLMESARTAN MEDOX	Angiotensin Receptor Blocker	48969
LABETALOL HCL	Beta Blocker	67585	CLONIDINE HCL	Centrally acting	38326
CLONIDINE HCL	Centrally acting	60576	PRAZOSIN HCL	Alpha-1 Blocker	35423
MINOXIDIL	Direct vasodilator	39552	NEBIVOLOL HCL	Beta Blocker	28327
OLMESARTAN MEDOX	Angiotensin Receptor Blocker	28228	ENTRESTO <sup>a</sup>	Angiotensin Receptor Blocker	27607
NEBIVOLOL HCL	Beta Blocker	22262	CHLORTHALIDONE	Thiazide diuretic	22483
CHLORTHALIDONE	Thiazide diuretic	17442	VALSARTAN	Angiotensin Receptor Blocker	22037
ENTRESTO <sup>a</sup>	Angiotensin Receptor Blocker	14446	NIFEDIPINE ER	Calcium Channel Blocker	19737
GUANFACINE HCL	Centrally acting	12423	CARVEDILOL	Beta Blocker	18435
VALSARTAN	Angiotensin Receptor Blocker	11691	LOSARTAN POT/HCTZ	Fixed dose combination	17542
CARVEDILOL	Beta Blocker	8601	TELMISARTAN	Angiotensin Receptor Blocker	14640
OLMESARTAN/HCTZ	Fixed dose combination	7783	OLMESARTAN/HCTZ	Fixed dose combination	12538
TELMISARTAN	Angiotensin Receptor Blocker	7219	IRBESARTAN	Angiotensin Receptor Blocker	9481
IRBESARTAN	Angiotensin Receptor Blocker	5689	HYDRALAZINE HCL	Direct vasodilator	8476
<b><i>Females, 45 to 64 years</i></b>			<b><i>Males, 45 to 64 years</i></b>		
LOSARTAN POT	Angiotensin Receptor Blocker	796198	LOSARTAN POT	Angiotensin Receptor Blocker	894373
AMLODIPINE BESY	Calcium Channel Blocker	516875	AMLODIPINE BESY	Calcium Channel Blocker	737399
METOPROLOL SUCCIN	Beta Blocker	402008	METOPROLOL SUCCIN	Beta Blocker	445671
SPIRONOLACTONE	Potassium sparing diuretic	222838	OLMESARTAN MEDOX	Angiotensin Receptor Blocker	203785
OLMESARTAN MEDOX	Angiotensin Receptor Blocker	160065	ENTRESTO <sup>a</sup>	Angiotensin Receptor Blocker	154842
PROPRANOLOL HCL	Beta Blocker	131120	NEBIVOLOL HCL	Beta Blocker	127148
NEBIVOLOL HCL	Beta Blocker	101092	SPIRONOLACTONE	Potassium sparing diuretic	116523
CHLORTHALIDONE	Thiazide diuretic	81814	CHLORTHALIDONE	Thiazide diuretic	99522
ENTRESTO <sup>a</sup>	Angiotensin Receptor Blocker	71882	NIFEDIPINE ER	Calcium Channel Blocker	66235
MINOXIDIL	Direct vasodilator	67927	PROPRANOLOL HCL	Beta Blocker	60708
PRAZOSIN HCL	Alpha-1 Blocker	50049	TELMISARTAN	Angiotensin Receptor Blocker	60546
OLMESARTAN/HCTZ	Fixed dose combination	49243	OLMESARTAN/HCTZ	Fixed dose combination	60331
NIFEDIPINE ER	Calcium Channel Blocker	48635	VALSARTAN	Angiotensin Receptor Blocker	53239
TELMISARTAN	Angiotensin Receptor Blocker	48067	HYDROCHLOROTHIAZIDE	Thiazide diuretic	51199
IRBESARTAN	Angiotensin Receptor Blocker	30198	HYDRALAZINE HCL	Direct vasodilator	44823
CARVEDILOL	Beta Blocker	25455	CARVEDILOL	Beta Blocker	42249
HYDRALAZINE HCL	Direct vasodilator	19347	IRBESARTAN	Angiotensin Receptor Blocker	42162
TORSEMIDE	Loop diuretic	19011	MINOXIDIL	Direct vasodilator	30737

BISOPROLOL FUM	Beta Blocker	16732	TORSEMIDE	Loop diuretic	29603
VALSARTAN	Angiotensin Receptor Blocker	15985	PRAZOSIN HCL	Alpha-1 Blocker	27151
<i>Females, 65 to 74 years</i>			<i>Males, 65 to 74 years</i>		
LOSARTAN POT	Angiotensin Receptor Blocker	711874	AMLODIPINE BESY	Calcium Channel Blocker	766355
AMLODIPINE BESY	Calcium Channel Blocker	630219	LOSARTAN POT	Angiotensin Receptor Blocker	678788
METOPROLOL SUCCIN	Beta Blocker	493972	METOPROLOL SUCCIN	Beta Blocker	559183
HYDROCHLOROTHIAZIDE	Thiazide diuretic	185653	LISINOPRIL	ACE inhibitor	254642
OLMESARTAN MEDOX	Angiotensin Receptor Blocker	144577	HYDROCHLOROTHIAZIDE	Thiazide diuretic	170986
SPIRONOLACTONE	Potassium sparing diuretic	137015	OLMESARTAN MEDOX	Angiotensin Receptor Blocker	133314
LISINOPRIL	ACE inhibitor	135118	CARVEDILOL	Beta Blocker	122923
CARVEDILOL	Beta Blocker	85694	SPIRONOLACTONE	Potassium sparing diuretic	120404
NEBIVOLOL HCL	Beta Blocker	75283	ENTRESTO <sup>a</sup>	Angiotensin Receptor Blocker	118650
CHLORTHALIDONE	Thiazide diuretic	64897	CHLORTHALIDONE	Thiazide diuretic	74453
ENTRESTO <sup>a</sup>	Angiotensin Receptor Blocker	61928	NEBIVOLOL HCL	Beta Blocker	72766
PROPRANOLOL HCL	Beta Blocker	58329	HYDRALAZINE HCL	Direct vasodilator	56386
TELMISARTAN	Angiotensin Receptor Blocker	51710	NIFEDIPINE ER	Calcium Channel Blocker	50499
IRBESARTAN	Angiotensin Receptor Blocker	43662	VALSARTAN	Angiotensin Receptor Blocker	48777
NIFEDIPINE ER	Calcium Channel Blocker	42083	IRBESARTAN	Angiotensin Receptor Blocker	48136
DILTIAZEM HCL	Calcium Channel Blocker	40548	TELMISARTAN	Angiotensin Receptor Blocker	46732
OLMESARTAN/HCTZ	Fixed dose combination	39950	DILTIAZEM HCL	Calcium Channel Blocker	41281
HYDRALAZINE HCL	Direct vasodilator	38647	PROPRANOLOL HCL	Beta Blocker	34631
MINOXIDIL	Direct vasodilator	34245	OLMESARTAN/HCTZ	Fixed dose combination	34431
TORSEMIDE	Loop diuretic	25171	TORSEMIDE	Loop diuretic	32053
<i>Females, ≥75 years</i>			<i>Males, ≥75 years</i>		
LOSARTAN POT	Angiotensin Receptor Blocker	702457	AMLODIPINE BESY	Calcium Channel Blocker	538175
AMLODIPINE BESY	Calcium Channel Blocker	678716	METOPROLOL SUCCIN	Beta Blocker	497058
METOPROLOL SUCCIN	Beta Blocker	592094	LOSARTAN POT	Angiotensin Receptor Blocker	467857
HYDROCHLOROTHIAZIDE	Thiazide diuretic	170411	LISINOPRIL	ACE inhibitor	136042
SPIRONOLACTONE	Potassium sparing diuretic	153708	HYDROCHLOROTHIAZIDE	Thiazide diuretic	108846
OLMESARTAN MEDOX	Angiotensin Receptor Blocker	132549	ENTRESTO <sup>a</sup>	Angiotensin Receptor Blocker	102467
CARVEDILOL	Beta Blocker	129697	SPIRONOLACTONE	Potassium sparing diuretic	98466
LISINOPRIL	ACE inhibitor	122069	CARVEDILOL	Beta Blocker	87856
HYDRALAZINE HCL	Direct vasodilator	81316	OLMESARTAN MEDOX	Angiotensin Receptor Blocker	81429

NEBIVOLOL HCL	Beta Blocker	78848	HYDRALAZINE HCL	Direct vasodilator	58709
ENTRESTO <sup>a</sup>	Angiotensin Receptor Blocker	78416	TORSEMIDE	Loop diuretic	50542
TORSEMIDE	Loop diuretic	58771	NEBIVOLOL HCL	Beta Blocker	44623
IRBESARTAN	Angiotensin Receptor Blocker	57818	CHLORTHALIDONE	Thiazide diuretic	43079
DILTIAZEM HCL	Calcium Channel Blocker	56080	IRBESARTAN	Angiotensin Receptor Blocker	41266
CHLORTHALIDONE	Thiazide diuretic	51732	FUROSEMIDE	Loop diuretic	38390
TELMISARTAN	Angiotensin Receptor Blocker	50952	DILTIAZEM HCL	Calcium Channel Blocker	35862
NIFEDIPINE ER	Calcium Channel Blocker	47353	NIFEDIPINE ER	Calcium Channel Blocker	34129
PROPRANOLOL HCL	Beta Blocker	42898	TELMISARTAN	Angiotensin Receptor Blocker	32279
BUMETANIDE	Loop diuretic	29019	BUMETANIDE	Loop diuretic	27140
FUROSEMIDE	Loop diuretic	28659	VALSARTAN	Angiotensin Receptor Blocker	23875

<sup>a</sup>The therapeutic class reported is based on the antihypertensive component(s) of medications. Entresto (valsartan/sacubitril) is an Angiotensin Receptor Blocker/Neprilysin Inhibitor combination.

Table S6: Medication and therapeutic class of the BP-elevating medications with highest number of prescription fills by sex and age group in Q4/2023, IQVIA Total Patient Tracker

Medication	Therapeutic class	Count Q4/2023	Medication	Therapeutic class	Count Q4/2023
<i>Females, 0 to 17 years</i>			<i>Males, 0 to 17 years</i>		
PREDNISOLONE S PH	Corticosteroid	435575	PREDNISOLONE S PH	Corticosteroid	544427
IBUPROFEN (RX)	NSAID	384712	IBUPROFEN (RX)	NSAID	414250
PREDNISONONE	Corticosteroid	275000	METHYLPHENIDATE ER	Stimulant	343791
PREDNISOLONE	Corticosteroid	241247	PREDNISOLONE	Corticosteroid	299647
IBUPROFEN (RX)	NSAID	197233	PREDNISONONE	Corticosteroid	292619
METHYLPHENIDATE ER	Stimulant	170030	DEXMETHYLPHEN ER	Stimulant	233566
AMPHETAMIN SALT ER	Stimulant	119640	AMPHETAMIN SALT ER	Stimulant	220140
DEXMETHYLPHEN ER	Stimulant	107071	VYVANSE	Stimulant	198615
VYVANSE	Stimulant	99225	METHYLPHENIDATE	Stimulant	193749
LISDEXAMFETAMIN DI	Stimulant	91105	LISDEXAMFETAMIN DI	Stimulant	169244
ARIPIRAZOLE	Atypical Antipsychotic	91062	IBUPROFEN (RX)	NSAID	168477
METHYLPHENIDATE	Stimulant	87063	AMPHETAMINE SALTS	Stimulant	139757
DEXAMETHASONE	Corticosteroid	75075	ARIPIRAZOLE	Atypical Antipsychotic	113029
AMPHETAMINE SALTS	Stimulant	73134	CONCERTA	Stimulant	108943
NAPROXEN	NSAID	72704	RISPERIDONE	Atypical Antipsychotic	106518
METHYLPREDNISOLONE	Corticosteroid	67397	DEXAMETHASONE	Corticosteroid	99412
CONCERTA	Stimulant	51352	ADDERALL XR	Stimulant	80074
BUPROPION HCL XL	Antidepressant	49948	DEXMETHYLPHEN HCL	Stimulant	79444
IBUPROFEN (OTC) CHILD	NSAID	43966	METHYLPREDNISOLONE	Corticosteroid	57411
RISPERIDONE	Atypical Antipsychotic	43410	METHYLPHEN HCL CD	Stimulant	55752
<i>Females, 18 to 44 years</i>			<i>Males, 18 to 44 years</i>		
PREDNISONONE	Corticosteroid	1866128	PREDNISONONE	Corticosteroid	1072851
IBUPROFEN (RX)	NSAID	1698300	AMPHETAMINE SALTS	Stimulant	763920
BUPROPION HCL XL	Antidepressant	1292838	IBUPROFEN (RX)	NSAID	723101
METHYLPREDNISOLONE	Corticosteroid	1063502	METHYLPREDNISOLONE	Corticosteroid	597507
AMPHETAMINE SALTS	Stimulant	1009522	BUPROPION HCL XL	Antidepressant	590896
AMPHETAMIN SALT ER	Stimulant	602975	AMPHETAMIN SALT ER	Stimulant	459008

DULOXETINE HCL	Antidepressant	518251	MELOXICAM	NSAID	327831
NAPROXEN	NSAID	516225	NAPROXEN	NSAID	318971
PHENTERMINE HCL	Stimulant	511821	LISDEXAMFETAMIN DI	Stimulant	271341
VENLAFAXINE HCL ER	Antidepressant	508904	QUETIAPINE FUM	Atypical Antipsychotic	254835
MELOXICAM	NSAID	464749	TESTOSTERONE CYP	Androgen	247088
LISDEXAMFETAMIN DI	Stimulant	396720	ARIPIRAZOLE	Atypical Antipsychotic	236512
ARIPIRAZOLE	Atypical Antipsychotic	383398	DULOXETINE HCL	Antidepressant	200094
QUETIAPINE FUM	Atypical Antipsychotic	353970	VENLAFAXINE HCL ER	Antidepressant	199798
LO LOESTRIN FE	Estrogen-containing	302597	VYVANSE	Stimulant	184307
DROSPIR-ETHYL ESTR	Estrogen-containing	293462	METHYLPHENIDATE ER	Stimulant	151617
VYVANSE	Stimulant	279931	DICLOFENAC SOD	NSAID	135579
AMITRIPTYLINE HCL	Antidepressant	277889	OLANZAPINE	Atypical Antipsychotic	130353
NORGEST/ETH ESTR	Estrogen-containing	245640	EMTRICITABINE/TENO	Antiretroviral	129456
ESTARYLLA	Estrogen-containing	243024	RISPERIDONE	Atypical Antipsychotic	129207
<i>Females, 45 to 64 years</i>			<i>Males, 45 to 64 years</i>		
PREDNISONE	Corticosteroid	1929863	PREDNISONE	Corticosteroid	1205344
MELOXICAM	NSAID	1266007	MELOXICAM	NSAID	831341
METHYLPREDNISOLONE	Corticosteroid	1161079	METHYLPREDNISOLONE	Corticosteroid	699364
BUPROPION HCL XL	Antidepressant	1153542	IBUPROFEN (RX)	NSAID	672217
IBUPROFEN (RX)	NSAID	1133475	TESTOSTERONE CYP	Androgen	491080
DULOXETINE HCL	Antidepressant	1056946	BUPROPION HCL XL	Antidepressant	463130
ESTRADIOL	Estrogen-containing	1047829	DULOXETINE HCL	Antidepressant	396861
VENLAFAXINE HCL ER	Antidepressant	691401	ASPIRIN (OTC)	NSAID	352270
NAPROXEN	NSAID	504975	NAPROXEN	NSAID	347147
PHENTERMINE HCL	Stimulant	504930	CELECOXIB	NSAID	294322
CELECOXIB	NSAID	482086	ASPIRIN	NSAID	282042
AMITRIPTYLINE HCL	Antidepressant	439097	DICLOFENAC SOD	NSAID	275794
AMPHETAMINE SALTS	Stimulant	427147	AMPHETAMINE SALTS	Stimulant	249531
ESTRADIOL TRANSDML	Estrogen-containing	410865	QUETIAPINE FUM	Atypical Antipsychotic	246079
DICLOFENAC SOD	NSAID	397382	VENLAFAXINE HCL ER	Antidepressant	194239
QUETIAPINE FUM	Atypical Antipsychotic	387497	AMITRIPTYLINE HCL	Antidepressant	166739
HYDROXYCHLOROQUINE SULF	Immunomodulator	337405	ARIPIRAZOLE	Atypical Antipsychotic	144902
ARIPIRAZOLE	Atypical Antipsychotic	293507	TESTOSTERONE	Androgen	125780

ASPIRIN (OTC)	NSAID	273755	AMPHETAMIN SALT ER	Stimulant	112729
BUPROPION HCL SR	Antidepressant	215293	ANASTROZOLE	Antineoplastic Agent	103025
<i>Females, 65 to 74 years</i>			<i>Males, 65 to 74 years</i>		
PREDNISON	Corticosteroid	939138	PREDNISON	Corticosteroid	656500
MELOXICAM	NSAID	688395	MELOXICAM	NSAID	435490
DULOXETINE HCL	Antidepressant	537002	METHYLPREDNISOLONE	Corticosteroid	329538
METHYLPREDNISOLONE	Corticosteroid	516385	DULOXETINE HCL	Antidepressant	211470
ESTRADIOL	Estrogen-containing	469307	IBUPROFEN (RX)	NSAID	208765
BUPROPION HCL XL	Antidepressant	366940	ASPIRIN (OTC)	NSAID	208412
IBUPROFEN (RX)	NSAID	323798	CELECOXIB	NSAID	196033
CELECOXIB	NSAID	314056	ASPIRIN	NSAID	177253
VENLAFAXINE HCL ER	Antidepressant	271953	BUPROPION HCL XL	Antidepressant	151225
AMITRIPTYLINE HCL	Antidepressant	197737	TESTOSTERONE CYP	Androgen	129210
ASPIRIN (OTC)	NSAID	194787	NAPROXEN	NSAID	121797
NAPROXEN	NSAID	170625	DICLOFENAC SOD	NSAID	118091
DICLOFENAC SOD	NSAID	168359	QUETIAPINE FUM	Atypical Antipsychotic	99805
HYDROXYCHLOROQUINE SULF	Immunomodulator	167472	AMITRIPTYLINE HCL	Antidepressant	81841
ASPIRIN	NSAID	160107	VENLAFAXINE HCL ER	Antidepressant	80207
QUETIAPINE FUM	Atypical Antipsychotic	157751	METHOTREXATE SOD	Antineoplastic Agent	62495
ANASTROZOLE	Antineoplastic Agent	142441	TESTOSTERONE	Androgen	61062
METHOTREXATE SOD	Antineoplastic Agent	132044	DEXAMETHASONE	Corticosteroid	55436
ARIPIRAZOLE	Atypical Antipsychotic	97046	HYDROXYCHLOROQUINE SULF	Immunomodulator	43106
BUPROPION HCL SR	Antidepressant	83724	ARIPIRAZOLE	Atypical Antipsychotic	41457
<i>Females, ≥75 years</i>			<i>Males, ≥75 years</i>		
PREDNISON	Corticosteroid	681252	PREDNISON	Corticosteroid	466417
MELOXICAM	NSAID	385222	METHYLPREDNISOLONE	Corticosteroid	200202
DULOXETINE HCL	Antidepressant	341688	MELOXICAM	NSAID	193490
METHYLPREDNISOLONE	Corticosteroid	318156	ASPIRIN (OTC)	NSAID	130279
ESTRADIOL	Estrogen-containing	268391	DULOXETINE HCL	Antidepressant	124788
CELECOXIB	NSAID	213635	ASPIRIN	NSAID	109202
ASPIRIN (OTC)	NSAID	179290	CELECOXIB	NSAID	106621
QUETIAPINE FUM	Atypical Antipsychotic	163389	QUETIAPINE FUM	Atypical Antipsychotic	87685



ASPIRIN	NSAID	144468	IBUPROFEN (RX)	NSAID	69152
BUPROPION HCL XL	Antidepressant	132368	BUPROPION HCL XL	Antidepressant	58665
VENLAFAXINE HCL ER	Antidepressant	130093	NAPROXEN	NSAID	45864
IBUPROFEN (RX)	NSAID	120923	DEXAMETHASONE	Corticosteroid	44183
AMITRIPTYLINE HCL	Antidepressant	113547	DICLOFENAC SOD	NSAID	43973
ANASTROZOLE	Antineoplastic Agent	106557	TESTOSTERONE CYP	Androgen	41276
HYDROXYCHLOROQUINE SULF	Immunomodulator	97833	METHOTREXATE SOD	Antineoplastic Agent	40960
METHOTREXATE SOD	Antineoplastic Agent	94993	VENLAFAXINE HCL ER	Antidepressant	40635
NAPROXEN	NSAID	75871	AMITRIPTYLINE HCL	Antidepressant	39222
DICLOFENAC SOD	NSAID	74963	HYDROXYCHLOROQUINE SULF	Immunomodulator	27726
RALOXIFENE HCL	Antineoplastic Agent	67081	TESTOSTERONE	Androgen	25484
LETROZOLE	Antineoplastic Agent	56869	OLANZAPINE	Atypical Antipsychotic	18410

Table S7: Medication and therapeutic class of the antihypertensive medications with highest number of prescription fills by sex and age group in Q4/2023, IQVIA Total Patient Tracker

Medication	Therapeutic class	Count Q4/2023	Medication	Therapeutic class	Count Q4/2023
<b><i>Females, 0 to 17 years</i></b>			<b><i>Males, 0 to 17 years</i></b>		
CLONIDINE HCL	Centrally acting	147194	CLONIDINE HCL	Centrally acting	275839
SPIRONOLACTONE	Potassium sparing diuretic	55451	GUANFACINE HCL	Centrally acting	130000
GUANFACINE HCL	Centrally acting	52015	PROPRANOLOL HCL	Beta Blocker	19067
PROPRANOLOL HCL	Beta Blocker	36909	LISINOPRIL	ACE inhibitor	15945
PRAZOSIN HCL	Alpha-1 Blocker	17552	ENALAPRIL MAL	ACE inhibitor	9584
LISINOPRIL	ACE inhibitor	8882	AMLODIPINE BESY	Calcium Channel Blocker	8739
ENALAPRIL MAL	ACE inhibitor	7140	PRAZOSIN HCL	Alpha-1 Blocker	7245
AMLODIPINE BESY	Calcium Channel Blocker	6449	FUROSEMIDE	Loop diuretic	6916
ATENOLOL	Beta Blocker	6326	SPIRONOLACTONE	Loop diuretic	6145
FUROSEMIDE	Loop diuretic	5871	ATENOLOL	Beta Blocker	5300
METOPROLOL SUCCIN	Beta Blocker	3021	LOSARTAN POT	Angiotensin Receptor Blocker	4809
LOSARTAN POT	Angiotensin Receptor Blocker	2845	METOPROLOL SUCCIN	Beta Blocker	2539
NADOLOL	Beta Blocker	2331	NADOLOL	Beta Blocker	2246
HYDROCHLOROTHIAZIDE	Thiazide diuretic	1283	HYDROCHLOROTHIAZIDE	Thiazide diuretic	1726
METOPROLOL TART	Beta Blocker	1123	MINOXIDIL	Direct vasodilator	1354
MINOXIDIL	Direct vasodilator	1048	KATERZIA	Calcium Channel Blocker	1349
BENAZEPRIL HCL	ACE inhibitor	935	CARVEDILOL	Beta Blocker	1292
NIFEDIPINE ER	Calcium Channel Blocker	881	CLONIDINE	Centrally acting	1181
KATERZIA	Calcium Channel Blocker	836	BENAZEPRIL HCL	ACE inhibitor	1054
DIURIL	Thiazide diuretic	769	DIURIL	Thiazide diuretic	942
<b><i>Females, 18 to 44 years</i></b>			<b><i>Males, 18 to 44 years</i></b>		
SPIRONOLACTONE	Potassium sparing diuretic	872348	LISINOPRIL	ACE inhibitor	831620
PROPRANOLOL HCL	Beta Blocker	546239	AMLODIPINE BESY	Calcium Channel Blocker	633869
AMLODIPINE BESY	Calcium Channel Blocker	484185	LOSARTAN POT	Angiotensin Receptor Blocker	495211
LISINOPRIL	ACE inhibitor	473787	METOPROLOL SUCCIN	Beta Blocker	282295
LOSARTAN POT	Angiotensin Receptor Blocker	356734	PROPRANOLOL HCL	Beta Blocker	267743
HYDROCHLOROTHIAZIDE	Thiazide diuretic	339435	HYDROCHLOROTHIAZIDE	Thiazide diuretic	239617

METOPROLOL SUCCIN	Beta Blocker	329825	CLONIDINE HCL	Centrally acting	174697
LABETALOL HCL	Beta Blocker	191723	LISINOPRIL/HCTZ	Fixed dose combination	151539
CLONIDINE HCL	Centrally acting	182962	SPIRONOLACTONE	Potassium sparing diuretic	131895
PRAZOSIN HCL	Alpha-1 Blocker	169297	CARVEDILOL	Beta Blocker	119047
NIFEDIPINE ER	Calcium Channel Blocker	166151	LOSARTAN POT/HCTZ	Fixed dose combination	108888
METOPROLOL TART	Beta Blocker	122684	METOPROLOL TART	Beta Blocker	102880
FUROSEMIDE	Loop diuretic	117964	FUROSEMIDE	Loop diuretic	77349
LISINOPRIL/HCTZ	Fixed dose combination	99819	MINOXIDIL	Direct vasodilator	71504
LOSARTAN POT/HCTZ	Fixed dose combination	85916	PRAZOSIN HCL	Alpha-1 Blocker	68796
ATENOLOL	Beta Blocker	80602	ATENOLOL	Beta Blocker	61418
CARVEDILOL	Beta Blocker	79709	VALSARTAN	Angiotensin Receptor Blocker	61109
CHLORTHALIDONE	Thiazide diuretic	46790	OLMESARTAN MEDOX	Angiotensin Receptor Blocker	58393
MINOXIDIL	Direct vasodilator	40900	CHLORTHALIDONE	Thiazide diuretic	51159
VALSARTAN	Angiotensin Receptor Blocker	36166	NIFEDIPINE ER	Calcium Channel Blocker	41906
<b>Females, 45 to 64 years</b>			<b>Males, 45 to 64 years</b>		
AMLODIPINE BESY	Calcium Channel Blocker	2373740	LISINOPRIL	ACE inhibitor	3110829
LISINOPRIL	ACE inhibitor	2252851	AMLODIPINE BESY	Calcium Channel Blocker	2921428
LOSARTAN POT	Angiotensin Receptor Blocker	1992193	LOSARTAN POT	Angiotensin Receptor Blocker	2050941
HYDROCHLOROTHIAZIDE	Thiazide diuretic	1571096	METOPROLOL SUCCIN	Beta Blocker	1440407
METOPROLOL SUCCIN	Beta Blocker	1317697	HYDROCHLOROTHIAZIDE	Thiazide diuretic	1112971
FUROSEMIDE	Loop diuretic	609657	CARVEDILOL	Beta Blocker	723904
SPIRONOLACTONE	Potassium sparing diuretic	600942	LISINOPRIL/HCTZ	Fixed dose combination	660509
LISINOPRIL/HCTZ	Fixed dose combination	578842	METOPROLOL TART	Beta Blocker	600966
METOPROLOL TART	Beta Blocker	551531	FUROSEMIDE	Loop diuretic	513197
LOSARTAN POT/HCTZ	Fixed dose combination	490902	LOSARTAN POT/HCTZ	Fixed dose combination	473500
CARVEDILOL	Beta Blocker	472397	SPIRONOLACTONE	Potassium sparing diuretic	349508
PROPRANOLOL HCL	Beta Blocker	428901	VALSARTAN	Angiotensin Receptor Blocker	287140
ATENOLOL	Beta Blocker	349616	OLMESARTAN MEDOX	Angiotensin Receptor Blocker	261095
TRIAMTERENE/HCTZ	Fixed dose combination	249982	ATENOLOL	Beta Blocker	258732
VALSARTAN	Angiotensin Receptor Blocker	225777	CHLORTHALIDONE	Thiazide diuretic	230906
CLONIDINE HCL	Centrally acting	223830	PROPRANOLOL HCL	Beta Blocker	215643
CHLORTHALIDONE	Thiazide diuretic	210965	HYDRALAZINE HCL	Direct vasodilator	193884
OLMESARTAN MEDOX	Angiotensin Receptor Blocker	206563	NIFEDIPINE ER	Calcium Channel Blocker	185629

NIFEDIPINE ER	Calcium Channel Blocker	159090	CLONIDINE HCL	Centrally acting	182150
DILTIAZEM HCL	Calcium Channel Blocker	156467	AMLODIP BES/BENAZ HCL	Fixed dose combination	181842
<b>Females, 65 to 74 years</b>			<b>Males, 65 to 74 years</b>		
AMLODIPINE BESY	Calcium Channel Blocker	2042210	AMLODIPINE BESY	Calcium Channel Blocker	2047614
LOSARTAN POT	Angiotensin Receptor Blocker	1644259	LISINOPRIL	ACE inhibitor	1828706
LISINOPRIL	ACE inhibitor	1560881	LOSARTAN POT	Angiotensin Receptor Blocker	1381379
METOPROLOL SUCCIN	Beta Blocker	1212471	METOPROLOL SUCCIN	Beta Blocker	1257325
HYDROCHLOROTHIAZIDE	Thiazide diuretic	1094635	HYDROCHLOROTHIAZIDE	Thiazide diuretic	748562
FUROSEMIDE	Loop diuretic	597298	CARVEDILOL	Beta Blocker	617925
METOPROLOL TART	Beta Blocker	533629	METOPROLOL TART	Beta Blocker	556908
CARVEDILOL	Beta Blocker	484265	FUROSEMIDE	Loop diuretic	516223
LISINOPRIL/HCTZ	Fixed dose combination	347702	LISINOPRIL/HCTZ	Fixed dose combination	340471
LOSARTAN POT/HCTZ	Fixed dose combination	332947	SPIRONOLACTONE	Potassium sparing diuretic	270614
SPIRONOLACTONE	Potassium sparing diuretic	328881	LOSARTAN POT/HCTZ	Fixed dose combination	259846
ATENOLOL	Beta Blocker	328393	ATENOLOL	Beta Blocker	213155
VALSARTAN	Angiotensin Receptor Blocker	207627	VALSARTAN	Angiotensin Receptor Blocker	199638
TRIAMTERENE/HCTZ	Fixed dose combination	203198	OLMESARTAN MEDOX	Angiotensin Receptor Blocker	163034
DILTIAZEM HCL	Calcium Channel Blocker	189023	HYDRALAZINE HCL	Direct vasodilator	162156
OLMESARTAN MEDOX	Angiotensin Receptor Blocker	179950	DILTIAZEM HCL	Calcium Channel Blocker	153704
PROPRANOLOL HCL	Beta Blocker	178346	CHLORTHALIDONE	Thiazide diuretic	145105
HYDRALAZINE HCL	Direct vasodilator	149955	ENTRESTO <sup>a</sup>	Angiotensin Receptor Blocker	130561
CHLORTHALIDONE	Thiazide diuretic	146081	NIFEDIPINE ER	Calcium Channel Blocker	130015
NIFEDIPINE ER	Calcium Channel Blocker	133191	AMLODIP BES/BENAZ HCL	Fixed dose combination	116515
<b>Females, ≥75 years</b>			<b>Males, ≥75 years</b>		
AMLODIPINE BESY	Calcium Channel Blocker	2234939	AMLODIPINE BESY	Calcium Channel Blocker	1449233
LOSARTAN POT	Angiotensin Receptor Blocker	1591330	LISINOPRIL	ACE inhibitor	1076944
METOPROLOL SUCCIN	Beta Blocker	1404260	METOPROLOL SUCCIN	Beta Blocker	1060242
LISINOPRIL	ACE inhibitor	1269216	LOSARTAN POT	Angiotensin Receptor Blocker	953516
FUROSEMIDE	Loop diuretic	988134	FUROSEMIDE	Loop diuretic	682525
HYDROCHLOROTHIAZIDE	Thiazide diuretic	854629	CARVEDILOL	Beta Blocker	504714
METOPROLOL TART	Beta Blocker	668455	METOPROLOL TART	Beta Blocker	480491
CARVEDILOL	Beta Blocker	596682	HYDROCHLOROTHIAZIDE	Thiazide diuretic	468836

SPIRONOLACTONE	Potassium sparing diuretic	349881	SPIRONOLACTONE	Potassium sparing diuretic	223277
ATENOLOL	Beta Blocker	340267	ATENOLOL	Beta Blocker	168322
DILTIAZEM HCL	Calcium Channel Blocker	281519	HYDRALAZINE HCL	Direct vasodilator	155522
HYDRALAZINE HCL	Direct vasodilator	245929	LISINOPRIL/HCTZ	Fixed dose combination	148794
LOSARTAN POT/HCTZ	Fixed dose combination	230679	DILTIAZEM HCL	Calcium Channel Blocker	139858
VALSARTAN	Angiotensin Receptor Blocker	214331	VALSARTAN	Angiotensin Receptor Blocker	135762
LISINOPRIL/HCTZ	Fixed dose combination	200940	DOXAZOSIN MESY	Alpha-1 Blocker	130022
OLMESARTAN MEDOX	Angiotensin Receptor Blocker	172875	LOSARTAN POT/HCTZ	Fixed dose combination	128480
TRIAMTERENE/HCTZ	Fixed dose combination	170304	ENTRESTO <sup>a</sup>	Angiotensin Receptor Blocker	112533
NIFEDIPINE ER	Calcium Channel Blocker	160854	OLMESARTAN MEDOX	Angiotensin Receptor Blocker	100728
CLONIDINE HCL	Centrally acting	131841	NIFEDIPINE ER	Calcium Channel Blocker	97200
PROPRANOLOL HCL	Beta Blocker	130104	TORSEMIDE	Loop diuretic	97184

<sup>a</sup>The therapeutic class reported is based on the antihypertensive component(s) of medications. Entresto (valsartan/sacubitril) is an Angiotensin Receptor Blocker/Neprilysin Inhibitor combination.