

## Supplement Contents

<i>eTable 1. Deviations and clarifications to the initial protocol.....</i>	<i>2</i>
<i>eMethods 1. Search strategies.....</i>	<i>3</i>
<i>eTable 2. Outcome definitions for pulmonary aspiration.....</i>	<i>8</i>
<i>eTable 3. Outcome definitions for residual gastric content.....</i>	<i>9</i>
<i>eTable 4. Data requested from study authors.....</i>	<i>11</i>
<i>eMethods 2. Effect estimates derived from publicly available study data.....</i>	<i>12</i>
<i>eTable 5. Studies identified as ongoing or unpublished.....</i>	<i>13</i>
<i>eFigure 1. Funnel plot for pulmonary aspiration outcome.....</i>	<i>14</i>
<i>eTable 6. Modified Quality in Prognosis Studies (QUIPS) tool assessment of pulmonary aspiration.....</i>	<i>15</i>
<i>eTable 7. Adjusted variables in included studies assessing pulmonary aspiration.....</i>	<i>16</i>
<i>eFigure 2. Funnel plot for residual gastric contents outcome.....</i>	<i>19</i>
<i>eFigure 3. Significance plot for residual gastric contents outcome.....</i>	<i>20</i>
<i>eFigure 4. Sensitivity analysis of non-affirmative studies for residual gastric contents outcome.....</i>	<i>21</i>
<i>eTable 8. Modified Quality in Prognosis Studies (QUIPS) tool assessment of residual gastric contents.....</i>	<i>22</i>
<i>eTable 9. Adjusted variables in included studies assessing residual gastric contents.....</i>	<i>23</i>
<i>eTable 10. Studies assessing withholding at least one GLP-1 RA dose prior to a procedure on residual gastric contents.....</i>	<i>24</i>
<i>eTable 11. Risk Of Bias In Non-randomised Studies - of Interventions (ROBINS-I) tool assessment.....</i>	<i>25</i>
<i>References.....</i>	<i>26</i>

**eTable 1. Deviations and clarifications to the initial protocol**

Protocol description	Deviation or Clarification
<p>“For our primary questions, our comparison of interest will be no GLP1-RA medication use prior to surgery/fasting.”</p>	<p>The study protocol did not adequately specify how comparators would be selected when multiple comparisons were available. Barlowe et al. reported comparisons between GLP-1 RA and DPP-4 Inhibitor users, and GLP-1 RA and opioid users.<sup>1</sup> DPP-4 Inhibitor users were selected as the comparator in our analysis, as Barlowe et al. selected them as a negative control because DPP-4 Inhibitors have no known association with gastric emptying.<sup>1</sup></p>
<p>“Risk of bias will be assessed independently and in duplicate using the RoB 2 and ROBINS-E tools.”</p>	<p>During piloting of the ROBINS-E tool, it became evident that it was not appropriate for the questions assessed in this review. The association between pre-existing GLP-1 RA use and aspiration/RGC could not be formulated into a definitive causal question. As such, estimates relating to these associations were deemed to be prognostic rather than causal, and the QUIPs tool was deemed the most appropriate tool for assessing risk of bias. The prognostic question of whether patients using GLP-1 RA medications are at a higher risk of aspirating or presenting with increased residual gastric contents than the general population is of relevance to patients and clinicians.</p> <p>In contrast, when assessing the association between holding vs not holding at least one dose of GLP-1 RA on residual gastric contents, this could be straightforwardly formulated as a causal question. As withholding these medications was deemed to be an intervention rather than an exposure, the ROBINS-I tool was used for evaluating bias for these effect estimates.</p>
<p>“If sufficient data is available, the following subgroups will be examined via meta-regression and/or subgroup specific meta-analyses. - Type of GLP-1 RA (i.e. long vs short acting) - Indication for GLP-1 RA (e.g. obesity, diabetes).”</p>	<p>No studies were restricted to short-acting GLP-1 RAs only or chronic weight management indication for GLP-1 RA use. Because of this there was inadequate data to conduct informative subgroup analyses.</p>
<p>“This review aims to address the following secondary question: Is the association between GLP-1 RA exposure and aspiration risk or residual gastric contents/volume modified by the time since last exposure or duration of fasting?”</p>	<p>We did not specify how the time since last dose of GLP-1 RA would be operationalized in our analysis. When this became apparent during the review process, we decided to assess this association using the binary exposure variable reported by Phan et al.<sup>2</sup> This approach was thought to be more relevant to the ongoing debate regarding withholding GLP-1 RAs prior to surgery, than assessing this using a continuous variable (e.g., days since last dose).</p>

Abbreviations: DPP-4, dipeptidyl peptidase-4; GLP-1 RA, glucagon-like peptide-1 receptor agonist; QUIPS, Quality in Prognosis Studies; RGC, residual gastric contents; RoB 2, Revised Cochrane risk-of-bias tool for randomised trials, ROBINS-E, Risk Of Bias In Non-randomised Studies – Of Exposure; ROBINS-I, Risk Of Bias In Non-randomised Studies - of Interventions (ROBINS-I).

## eMethods 1. Search strategies

Ovid Embase Classic+Embase <sup>a</sup>			
Search Number	Search Strategy	Initial Search (19 Mar 2024)	Updated Search (21 Oct 2024)
1	exp exendin 4/ or exp liraglutide/ or exp albiglutide/ or exp dulaglutide/ or exp lixisenatide/ or exp semaglutide/ or exp tirzepatide/ or exp glucagon like peptide/ or exp glucagon like peptide 1 receptor agonist/	55062	59798
2	(liraglutide or semaglutide or tirzepatide or exenatide or beinaglutide or dulaglutide or albiglutide or lixisenatide or loxenatide or efpeglenatide or polyethylene glycol loxenatide or mazdutide or orforglipron or retatrutide or PEG-exenatide or PEG loxenatide or pegloxenatide or LAPS-exendin or langlenatide or LAPS-exendin 4 analogue or LAPSCA-exendin4 or LAPS-exendin4 or LAPSEXD4 or exendin\$4).ti,ab,kw.	18346	19980
3	(Ozempic or Rybelsus or Wegovy or Victoza or Saxenda or Mounjaro or CagriSema or Byetta or Bydureon or Bydureon BCise or Presendin or Adlyxin or Lyxumia or Tanzeum or Eperzan or Syncria or Albugon or Trulicity or Zepbound or Soliqua or Xultophy).ti,ab,kw.	655	776
4	(GLP1* or GLP-1* or glucagon-like peptide* or incretin*).ti,ab,kw.	40278	43292
5	1 or 2 or 3 or 4	62545	67660
6	food aspiration/ or aspiration/ or pulmonary aspiration/ or aspiration pneumonia/ or liquid aspiration/	68978	70485
7	(aspirat* or regurgitat*).ti,ab,kw.	282567	291395
8	stomach content/ or stomach emptying/	28906	29651
9	((gastric or stomach or gastrointestinal) adj2 (content* or volume* or residual or residue or empty*)).ti,ab,kw.	37910	38892
10	esophagogastroduodenoscopy/ or endoscopy/ or "point of care ultrasound"/ or ultrasound therapy/ or exp gastroscopy/	200330	209528
11	(ultrasound or sonograph* or ultrasonograph* or endoscop* or esophagogastroduodenoscop* or oesophagogastroduodenoscop* or gastroscop*).ti,ab,kw.	1085342	1126384
12	6 or 7 or 8 or 9 or 10 or 11	1429638	1481748
13	5 and 12	3671	4017
14	exp animals/ not exp humans/	6015059	6121684
15	13 not 14	3328	3665
16	limit 15 to yr="2005 -Current"	3120	3457
17	limit 16 to dc=20240319-20241021	NA	347

Abbreviations: NA, not applicable.

<sup>a</sup> All search strategies were constructed by members of the review team (JE, CS, SR), which included members who have extensive experience with formulating systematic review searches (CS, SR). The search was conducted by the first author (JE).

## eMethods 1. Search strategies (continued)

Ovid MEDLINE(R) <sup>a</sup>			
Search Number	Search Strategy	Initial Search (19 Mar 2024)	Updated Search (21 Oct 2024)
1	Exenatide/ or Liraglutide/ or glucagon-like peptide receptors/ or glucagon-like peptide-1 receptor/ or Glucagon-Like Peptide 1/	15822	16773
2	(liraglutide or semaglutide or tirzepatide or exenatide or beinaglutide or dulaglutide or albiglutide or lixisenatide or loxenatide or efpeglenatide or polyethylene glycol loxenatide or mazdutide or orforglipron or retatrutide or PEG-exenatide or PEG loxenatide or pegloxenatide or LAPS-exendin or langlenatide or LAPS-exendin 4 analogue or LAPSCA-exendin4 or LAPS-exendin4 or LAPSEXD4 or exendin\$4).ti,ab,kw.	9936	10986
3	(Ozempic or Rybelsus or Wegovy or Victoza or Saxenda or Mounjaro or CagriSema or Byetta or Bydureon or Bydureon BCise or Presendin or Adlyxin or Lyxumia or Tanzeum or Eperzan or Syncria or Albugon or Trulicity or Zepbound or Soliqua or Xultophy).ti,ab,kw.	346	415
4	(GLP1* or GLP-1* or glucagon-like peptide* or incretin*).ti,ab,kw.	25281	27322
5	1 or 2 or 3 or 4	29228	31680
6	exp Respiratory Aspiration/ or Pneumonia, Aspiration/	7412	7523
7	(aspirat* or regurgitat*).ti,ab,kw.	176416	181111
8	gastrointestinal content/ or gastric emptying/	14857	15016
9	((gastric or stomach or gastrointestinal) adj2 (content* or volume* or residual or residue or empty*)).ti,ab,kw.	24404	24974
10	Endoscopy, Digestive System/ or Endoscopy/ or Gastroscopy/ or Ultrasonography/	288580	292877
11	(ultrasound or sonograph* or ultrasonograph* or endoscop* or esophagogastroduodenoscop* or oesophagogastroduodenoscop* or gastroscop*).ti,ab,kw.	697519	721582
12	6 or 7 or 8 or 9 or 10 or 11	963150	991688
13	5 and 12	1495	1627
14	exp animals/ not exp humans/	5203854	5268607
15	13 not 14	1322	1446
16	limit 15 to yr="2005 -Current"	1154	1278
17	16 and (202403* or 202404* or 202405* or 202406* or 202407* or 202408* or 202409* or 202410*).dt,ez,da.	NA	148

Abbreviations: NA, not applicable.

<sup>a</sup> All search strategies were constructed by members of the review team (JE, CS, SR), which included members who have extensive experience with formulating systematic review searches (CS, SR). The search was conducted by the first author (JE).

## eMethods 1. Search strategies (continued)

Web of Science <sup>a</sup>			
Search Number	Search Strategy	Initial Search (19 Mar 2024)	Updated Search (21 Oct 2024)
1	TS=(liraglutide or semaglutide or tirzepatide or exenatide or beinaglutide or dulaglutide or albiglutide or lixisenatide or loxenatide or efpeglenatide or polyethylene glycol loxenatide or mazdutide or orforglipron or retatrutide or PEG-exenatide or PEG loxenatide or pegloxenatide or LAPS-Exendin or langlenatide or LAPS-exendin 4 analogue or LAPSCA-Exendin4 or LAPS-Exendin4 or LAPSEXD4 or exendin\$4)	13762	15322
2	TS=(Ozempic or Rybelsus or Wegovy or Victoza or Saxenda or Mounjaro or CagriSema or Byetta or Bydureon or Bydureon BCise or Presendin or Adlyxin or Lyxumia or Tanzeum or Eperzan or Syncria or Albugon or Trulicity or Zepbound or Soliqua or Xultophy)	371	445
3	TS=(GLP1* or GLP-1* or glucagon-like peptide* or incretin*)	36593	39408
4	#1 OR #2 OR #3	42543	46017
5	TS=(aspirat* or regurgitat*)	230766	247237
6	TS=((gastric or stomach or gastrointestinal) NEAR/2 (content* or volume* or residual or residue or empty*))	33693	38324
7	TS=(ultrasound or sonograph* or ultrasonograph* or endoscop* or esophagogastroduodenoscop* or oesophagogastroduodenoscop* or gastroscop*)	871043	917343
8	#5 OR #6 OR #7	1095848	1160750
9	#8 AND #4	1722	1898
10	PY=(2005-2024)	53593813	55914226
11	#9 AND #10	1527	1700
12	#11 AND (LD=(2024-03-19/2024-10-21))	NA	173

Abbreviations: NA, not applicable.

<sup>a</sup> All search strategies were constructed by members of the review team (JE, CS, SR), which included members who have extensive experience with formulating systematic review searches (CS, SR). The search was conducted by the first author (JE).

## eMethods 1. Search strategies (continued)

Cochrane CENTRAL <sup>a</sup>			
Search Number	Search Strategy	Initial Search (19 Mar 2024)	Updated Search (21 Oct 2024)
1	MeSH descriptor: [Glucagon-Like Peptide 1] explode all trees	2402	2458
2	(liraglutide or semaglutide or tirzepatide or exenatide or beinaglutide or dulaglutide or albiglutide or lixisenatide or loxenatide or efpeglenatide or polyethylene glycol loxenatide or mazdutide or orforglipron or retatrutide or PEG-exenatide or PEG loxenatide or pegloxenatide or LAPS-exendin or langlenatide or LAPS-exendin 4 analogue or LAPSCA-exendin4 or LAPS-exendin4 or LAPSEXD4 or exendin\$4):ti,ab,kw (Word variations have been searched)	5707	6127
3	(Ozempic or Rybelsus or Wegovy or Victoza or Saxenda or Mounjaro or CagriSema or Byetta or Bydureon or Bydureon BCise or Presendin or Adlyxin or Lyxumia or Tanzeum or Eperzan or Syncria or Albugon or Trulicity or Zepbound or Soliqua or Xultophy):ti,ab,kw (Word variations have been searched)	462	503
4	(GLP1* or GLP-1* or glucagon-like peptide* or incretin*):ti,ab,kw (Word variations have been searched)	7123	7583
5	#1 or #2 or #3 or #4	7833	10543
6	MeSH descriptor: [Pneumonia, Aspiration] this term only	398	402
7	MeSH descriptor: [Respiratory Aspiration] explode all trees	651	694
8	(aspirat* or regurgitat*):ti,ab,kw (Word variations have been searched)	16468	17321
9	MeSH descriptor: [Gastrointestinal Contents] this term only	163	165
10	MeSH descriptor: [Gastric Emptying] this term only	1812	1829
11	((gastric or stomach or gastrointestinal) NEAR/2 (content* or volume* or residual or residue or empty*)):ti,ab,kw (Word variations have been searched)	7228	7587
12	MeSH descriptor: [Ultrasonography] this term only	6503	6592
13	MeSH descriptor: [Ultrasonic Therapy] this term only	948	963
14	MeSH descriptor: [Endoscopy, Digestive System] explode all trees	7571	7709
15	MeSH descriptor: [Gastroscopy] this term only	1079	1098
16	(ultrasound or sonograph* or ultrasonograph* or endoscop* or esophagogastroduodenoscop* or oesophagogastroduodenoscop* or gastroscop*):ti,ab,kw (Word variations have been searched)	91262	96588
17	#6 or# 7 or #8 or #9 or #10 or #11 or #12 or #13 or #14 or #15 or #16	111837	118091
18	#5 AND #17 with Publication Year from 2005 to 2024, in Trials	792	892
19	#18 with Cochrane Library publication date Between Mar 2024 and Oct 2024	NA	48

Abbreviations: NA, not applicable.

<sup>a</sup> All search strategies were constructed by members of the review team (JE, CS, SR), which included members who have extensive experience with formulating systematic review searches (CS, SR). The search was conducted by the first author (JE).

## eMethods 1. Search strategies (continued)

ClinicalTrials.gov <sup>a</sup>		
Search Number	Search Strategy	Initial Search (19 Mar 2024)
1	(GLP-1 OR GLP 1 OR glucagon-like peptide OR semaglutide OR tirzepatide OR liraglutide OR exenatide OR dulaglutide) AND (aspiration OR regurgitation OR gastric content OR gastric volume OR gastric residue OR ultrasound OR sonography OR endoscopy)	19

ClinicalTrials.gov <sup>a</sup>		
Search Number	Search Strategy	Updated Search (21 Oct 2024)
1	(GLP-1 OR GLP 1 OR glucagon-like peptide OR semaglutide OR tirzepatide OR liraglutide OR exenatide OR dulaglutide) AND (aspiration OR regurgitation OR gastric content OR gastric volume OR gastric residue OR ultrasound OR sonography OR endoscopy)   First posted from 03/19/2024 to 10/21/2024	6

World Health Organization (WHO) International Clinical Trials Registry Platform (ICTRP) <sup>a</sup>		
Search Number	Search Strategy	Initial Search (19 Mar 2024)
1	(GLP-1 OR GLP 1 OR glucagon-like peptide OR semaglutide OR tirzepatide OR liraglutide OR exenatide OR dulaglutide) AND (aspiration OR regurgitation OR gastric content OR gastric volume OR gastric residue OR ultrasound OR sonography OR endoscopy)	16

World Health Organization (WHO) International Clinical Trials Registry Platform (ICTRP) <sup>a</sup>		
Search Number	Search Strategy	Updated Search (21 Oct 2024)
1	(GLP-1 OR GLP 1 OR glucagon-like peptide OR semaglutide OR tirzepatide OR liraglutide OR exenatide OR dulaglutide) AND (aspiration OR regurgitation OR gastric content OR gastric volume OR gastric residue OR ultrasound OR sonography OR endoscopy)   Date of Registration is between 19/03/2024 to 21/10/2024	1

<sup>a</sup> All search strategies were constructed by members of the review team (JE, CS, SR), which included members who have extensive experience with formulating systematic review searches (CS, SR). The search was conducted by the first author (JE).

**eTable 2. Outcome definitions for pulmonary aspiration**

Study	Definition of pulmonary aspiration	Measure
Alkabbani 2024 <sup>3</sup>	Pulmonary aspiration on the day of or the day after EGD.	Identified from administrative data (MarketScan Commercial Claims and Encounters, and Optum Clinformatics Data Mart) using ICD-10 codes.
Amini 2024 <sup>4</sup>	Aspiration pneumonitis within the first 24 to 48 hours post-EGD.	Identified from administrative data (TriNetx) using ICD-10-CM codes.
Barlowe 2024 <sup>1</sup>	Aspiration within 14 days of procedure.	Identified from administrative data (Truven Health Analytics MarketScan) using ICD-9/10 codes.
Buddhiraju 2024 <sup>5</sup>	Aspiration within 90 days of TKA.	Identified from administrative data (TriNetx) using ICD-10-CM and SNOMED codes.
Klonoff 2024 <sup>6</sup>	Aspiration/pneumonitis defined as any diagnosis of pneumonitis because of: (a) aspiration of solids or liquids, (b) pneumonia of bacterial or unspecified origin, or (c) aspiration of fluid within 72 h of surgery	Identified from EMR using ICD-10 codes.
Nadeem 2024 <sup>7</sup>	Aspiration.	Identified by review of endoscopy reports. Review method not clearly defined.
Peng 2024 <sup>8</sup>	Aspiration pneumonia within 7 days after endoscopy procedure.	Identified from administrative data (TriNetx) using ICD-10 codes.
Silveira 2023 <sup>9</sup>	Perioperative broncho-aspiration.	Identified from EMR via chart review. Review method not clearly defined.
Welk 2024 <sup>10</sup>	Aspiration pneumonia within 14 days of operation.	Identified from administrative data (multiple linked databases) using ICD10 codes.
Wu 2024 <sup>11</sup>	Pulmonary aspiration.	Identified from EMR via manual review of all endoscopy and anaesthesia records.
Yeo 2024 <sup>12</sup>	Aspiration pneumonia within a month after the procedure.	Identified from administrative data (TriNetx). Coding system not clearly defined.

Abbreviations: EGD, Esophagogastroduodenoscopy; EMR, electronic medical record; ICD-9, International Classification of Diseases 9th Revision; ICD-10, International Classification of Diseases 10th Revision; ICD-10-CM, International Classification of Disease, Tenth Revision, and Clinical Modification; SNOMED, Systematized nomenclature of medicine; TKA, Total knee arthroplasty.



**eTable 3. Outcome definitions for residual gastric content**

Study	Definition of residual gastric content	Measure
Abu-Freha 2024 <sup>13</sup>	Gastric residue was defined as having either: 1) the diagnosis of “poor preparation” on the EGD report, 2) a description of a poor preparation with residual solid food content being found in the stomach within the procedure report, or 3) the need for a repeat EGD due to a poor preparation at the initial procedure.	Identified via endoscopy reports. Review method not clearly defined.
Bi 2021 <sup>14</sup>	Retained gastric food during EGD.	Identified from EMR via chart review. Review method not clearly defined.
Chapman 2024 <sup>15</sup>	Gastric content retention.	Identified using the Informatics for Integrating Biology & the Bedside database. Review method not clearly defined. Gastric content assessed by a blinded gastroenterologist using the validated POLPREP scale.
Elimihele 2024 <sup>16</sup>	Clinically significant delayed gastric emptying defined as patients with EGD findings of retained food, retained partially digested food, phytobezoars, and other findings suggestive of DGE.	Identified via chart review. Review method not clearly defined.
Garza 2024 <sup>17</sup>	Gastric residue was defined as the presence of any solids in the stomach not amenable to clearance with suction through the endoscope.	Identified from EMR via manual review of procedure report and recorded images from the procedure.
Kobori 2023 <sup>18</sup>	Gastric residue defined as having any solids in the stomach in an EGD.	Identified from EMR. Review method not clearly defined.
Korlipara 2024 <sup>19</sup>	Retained solid gastric content during EGD, defined as solid contents on photo documentation.	Identified by review of endoscopy and anaesthesia reports. Review method not clearly defined.
Nadeem 2024 <sup>7</sup>	Retained gastric contents during EGD.	Identified by review of endoscopy reports. Review method not clearly defined.
Nasser 2024 <sup>20</sup>	Retained solid gastric content during EGD when EGD was combined with colonoscopy and in colonoscopy alone.	Identified via endoscopy reports. Review method not clearly defined.

Abbreviations: DGE, delayed gastric emptying; EGD, esophagogastroduodenoscopy; EMR, electronic medical record; GLP-1 RA, glucagon-like peptide-1 receptor agonist.

**eTable 3. Outcome definitions for residual gastric content (continued)**

Study	Definition of residual gastric content	Measure
Phan 2024 <sup>2</sup>	Retained gastric contents on EGD.	Identified by review of endoscopy reports. Review method not clearly defined.
Queiroz 2024 <sup>21</sup>	Full stomach defined as solid or fluid content >1.5mL/kg.	Gastric ultrasound as described by Perlas and colleagues, <sup>22</sup> performed by a blinded assessor.
Robalino Gonzaga 2024 <sup>23</sup>	Gastric food retention, any solid food visualised in the esophagus or stomach during EGD.	Identified via endoscopy reports. Review method not clearly defined.
Sen 2024 <sup>24</sup>	Residual gastric contents defined as solids, thick liquids, or >1.5mL/kg of clear liquids.	Gastric ultrasound as described by Perlas and colleagues, <sup>22</sup> performed by a blinded assessor.
Sherwin 2023 <sup>25</sup>	Residual gastric contents defined as clear fluid contents >1.5mL/kg or the presence of solids.	Gastric ultrasound as described by Perlas and colleagues, <sup>22</sup> performed and reviewed by blinded assessors.
Silveira 2023 <sup>9</sup>	Increased residual gastric contents defined as any solid content from the esophagus to the pylorus or >0.8 mL/Kg of fluid content.	Identified from EMR via chart review. Review method not clearly defined.
Stark 2022 <sup>26</sup>	Food retention during EGD.	Identified from EMR via review of EGD reports. Positive EGD findings validated by two independent investigators.
Wu 2024 <sup>11</sup>	Residual gastric contents at the time of EGD.	Identified from EMR via manual review of all endoscopy and anaesthesia records.

Abbreviations: EGD, esophagogastroduodenoscopy; EMR, electronic medical record; GLP-1 RA, glucagon-like peptide-1 receptor agonist.

**eTable 4. Data requested from study authors**

<b>Study</b>	<b>Data requested for included studies</b>	<b>Data provided</b>
Bi 2021 <sup>14</sup>	<ul style="list-style-type: none"><li>• Clarification of event rates for patients using GLP-1 RA.</li><li>• Clarification of covariates.</li></ul>	No
Phan 2024 <sup>2</sup>	<ul style="list-style-type: none"><li>• Clarification of covariates.</li></ul>	No
Sen 2024 <sup>24</sup>	<ul style="list-style-type: none"><li>• Request for adjusted odds ratio from their sensitivity analysis using a multivariate logistic regression model, which was initially represented as a prevalence ratio.</li><li>• Request for adjusted odds ratio from a logistic regression model with days since the last dose as a binary variable (i.e., ≤7 days since last dose and &gt;7 days since last dose) rather than as a continuous variable.</li></ul>	Yes
Silveira 2023 <sup>9</sup>	<ul style="list-style-type: none"><li>• Clarification regarding specifications for statistical model.</li></ul>	No
Welk 2024 <sup>10</sup>	<ul style="list-style-type: none"><li>• Clarification of covariates.</li></ul>	Yes

Abbreviations: GLP-1 RA, glucagon-like peptide-1 receptor agonist.

## **eMethods 2. Effect estimates derived from publicly available study data**

The publication by Silveira et al. performed Inverse Probability Treatment Weighting (IPTW) to examine the association between semaglutide use and increased residual gastric contents.<sup>9</sup> The estimate reported in this study was an adjusted prevalence ratio (PR, 5.15; 95% CI, 1.92 -12.92).<sup>9</sup> As this effect estimate was not compatible with our meta-analysis, we contacted the study authors to provide an adjusted odds ratio (29 July 2024). Although this estimate was not provided by the study authors, their study data was published online and available for public use (doi:10.17632/78g hfpj225.1).<sup>9</sup>

This data was used to perform a multivariate logistic regression model to estimate the adjusted odds ratio (aOR) for the association between semaglutide use and increased residual gastric content (aOR, 7.65; 95% CI, 2.62 to 21.97). This model aimed to adjust for the same variables accounted for in the published manuscript, which included: age, sex, body mass index, diabetes mellitus, hypertension, psychiatric illness, ASA-PS classification, fasting duration for clear fluids, fasting duration for solids and/or fluids with residue, previous fundoplication for gastroesophageal reflux disease, use of proton pump inhibitors, previous gastric surgeries, and concurrent colonoscopy.<sup>9</sup> The use of proton pump inhibitors was not adjusted for in the final model, as this variable was not available in the public dataset.

In addition, this data was used to analyse time since last dose as a binary variable (i.e.,  $\leq 7$  days and  $> 7$  days), to align the effect estimate with those reported in other studies included in our meta-analysis. The association between withholding GLP-1 RA medications and residual gastric contents was initially reported in the study's supplement using the days since last dose as a continuous independent variable.<sup>9</sup> We performed a univariate logistic regression to estimate the unadjusted association between withholding GLP-1 RA medications for  $\leq 7$  days vs  $> 7$  days and residual gastric contents (unadjusted OR, 2.38; 95%CI 0.39-14.29). Reference category was GLP-1 RA withheld for  $\leq 7$  days. This analysis was restricted to participants using GLP-1 RA medications prior to their procedure. Due to the small number of patients who had increased residual gastric contents in this cohort (n=8/33), multivariate logistic regression was infeasible.

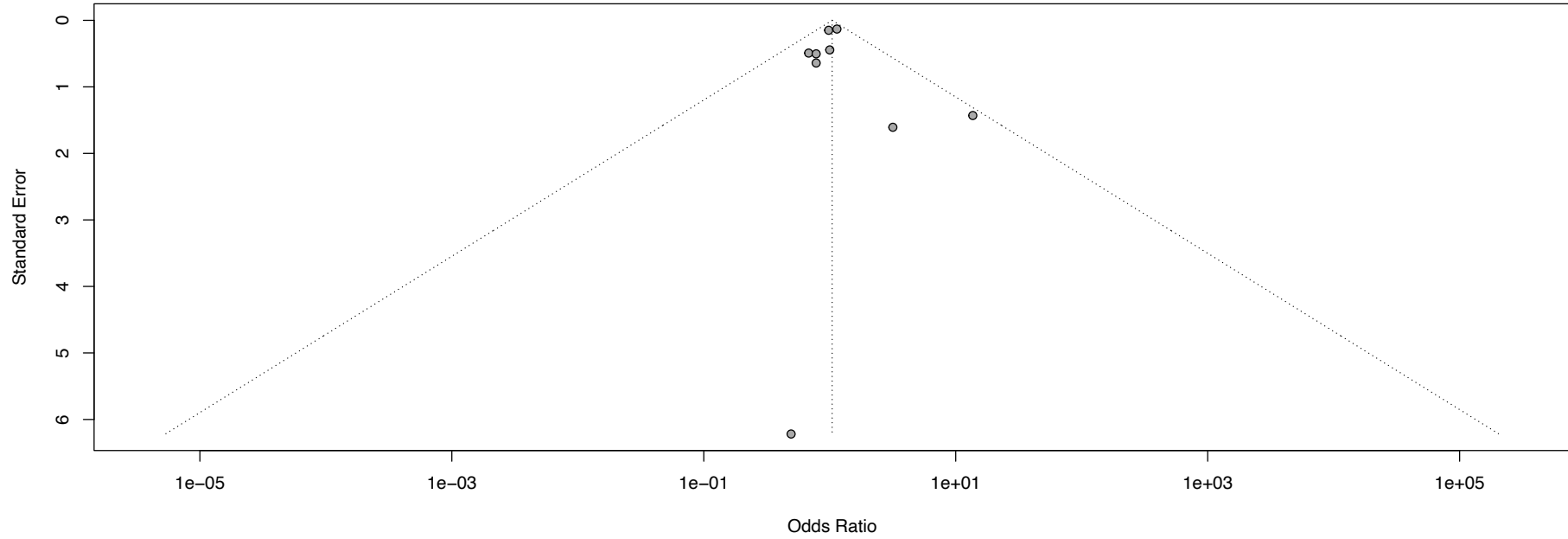
All statistical analyses were performed in R Statistical Software (Version 4.3.2, R Core Team).

**eTable 5. Studies identified as ongoing or unpublished**

Study Registration	Country	Study design	Data collection	Start date	End date	Ongoing	Outcome	Outcome measure	Assessing time since last dose
NCT05903482	United States	Observational	Prospective	6/6/2023	31/12/2024	Yes	RGC	GUS	No
NCT06263595	Canada	Observational	Prospective	15/5/2024	31/12/2024	Yes	RGC	GUS	No
NCT06292065	Belgium	Observational	Prospective	16/4/2024	31/12/2024	Yes	RGC; PA	GUS	Yes
ChiCTR2400081160	China	Observational	Prospective	26/2/2024	30/12/2024	Yes	RGC	GUS	No
NCT06003985	Canada; United States	Observational	Prospective	29/8/2023	1/8/2025	Yes	RGC	GUS	No
NCT06533527	United States	Randomised controlled trial	Prospective	31/7/2024	1/7/2025	Yes	RGC; PA	EGD; EUS; ERCP	Yes
NCT06581120	United States	Observational	Prospective	8/7/2024	1/7/2026	Yes	RGC	GUS	No
NCT06388213	Switzerland	Observational	Prospective	1/6/2024	1/5/2026	Yes	RGC	GUS	Yes
NCT06500143	Canada	Observational	Prospective	1/9/2024	1/3/2025	Yes	RGC	GUS	Yes
NCT06420739	Canada	Observational	Prospective	25/3/2024	1/3/2026	Yes	RGC	GUS	Yes
NCT05875636	United States	Observational	Prospective	21/8/2023	15/9/2024	No	RGC; PA	EGD	No
NCT06154486	Brazil	Observational	Prospective	19/6/2023	22/8/2023	No	RGC	GUS	Yes
NCT05854979	United States	Observational	Prospective	9/8/2023	15/4/2024	No	RGC; PA	GUS	No
NCT06038734	United States	Observational	Prospective	10/11/2023	17/4/2024	No	RGC	GUS	No

Abbreviations: EGD, esophagogastroduodenoscopy; ERCP, endoscopic retrograde cholangiopancreatography; EUS, endoscopic ultrasound; GUS, gastric ultrasound; PA, pulmonary aspiration; RGC, residual gastric contents.

**eFigure 1. Funnel plot for pulmonary aspiration outcome**



Grey dots indicate point estimate and standard error for each of the included studies assessing pulmonary aspiration.

**eTable 6. Modified Quality in Prognosis Studies (QUIPS) tool assessment of pulmonary aspiration**

Study	Study Participation	Study Attrition	Prognostic factor measurement	Outcome measurement	Study confounding	Statistical analysis and reporting	Overall Bias <sup>a</sup>
Alkabbani 2024 <sup>3</sup>	Moderate	Low	Moderate	Low	Low	Low	Moderate
Amini 2024 <sup>4</sup>	Moderate	Moderate	Moderate	Low	Moderate	Moderate	Moderate
Barlowe 2024 <sup>1</sup>	Moderate	Moderate	Moderate	Low	Moderate	Moderate	Moderate
Buddhiraju 2024 <sup>5</sup>	Moderate	Moderate	Moderate	Moderate	Moderate	Moderate	Moderate
Klonoff 2024 <sup>6</sup>	Moderate	Moderate	Moderate	Low	Moderate	Moderate	Moderate
Nadeem 2024 <sup>7</sup>	Moderate	Moderate	Moderate	Moderate	High	Moderate	High
Peng 2024 <sup>8</sup>	Moderate	Moderate	Moderate	Low	Low	Moderate	Moderate
Silveira 2024 <sup>9</sup>	High	Moderate	Moderate	Moderate	High	Low	High
Welk 2024 <sup>10</sup>	Moderate	Moderate	Low	Low	Low	Moderate	Moderate
Wu 2024 <sup>11</sup>	Moderate	Moderate	Low	Moderate	High	Moderate	High
Yeo 2024 <sup>12</sup>	Moderate	Moderate	Moderate	Moderate	Moderate	Moderate	Moderate

Green indicates low risk of bias; Yellow indicates moderate risk of bias; Red indicates high risk of bias.

<sup>a</sup> Studies were rated as low risk of bias if all or most of the 6 domains were marked as low; Studies were rated as moderate risk of bias if most of the 6 domains were marked as moderate and none were marked as high; Studies were rated as high risk of bias if at least one domain was marked as high.

**eTable 7. Adjusted variables in included studies assessing pulmonary aspiration**

Study	Age	Sex	BMI	Diabetes <sup>a</sup>	ASA-PS	Medication	Other comorbidities	Other variables
Alkabbani 2024 <sup>3</sup>	Yes	Yes	Yes	NA	No	Medication use; Statins; Opioids; Metformin; Insulins; 2nd generation Sulfonylureas; Thiazolidinediones; DPP-4 inhibitors; Antiemetics; Antidepressants; Antiparkinsonian medications; Lithium; Antipsychotics; Beta blockers; CCB; Thiazide diuretics; Loop diuretics; MRA; Gabapentinoids; Benzodiazepines; H2 blocker; PPI.	Diabetic neuropathy, Diabetic retinopathy, CKD; Hyperlipidaemia; Hypertension; Coronary artery disease; Hemorrhagic stroke; Ischemic stroke; Unstable angina; Stable angina; Acute myocardial Infarction; Heart failure; Peripheral artery disease; NAFL and NASH; Obstructive sleep apnoea; Osteoarthritis; GERD; GI tract cancer; Peptic ulcer disease; Inflammatory bowel disease; Gastritis and duodenitis; Esophagitis; Helicobacter Pylori; GI Bleeding; Metaplasia; Gastroparesis; Other diseases of the esophagus; Other gastroduodenal diseases.	Length of stay in hospital; Number of endocrinologist visits; Number of hospitalizations; Number of distinct medications; Race; Region; Frailty index; Smoking; Alcohol abuse or dependence; Drug abuse or dependence.
Amini 2024 <sup>4</sup>	Yes	Yes	No	Yes	No	None	Obesity	Nicotine dependence
Barlowe 2024 <sup>1</sup>	Yes	Yes	No	NA	No	No	History of COPD; Asthma; Gastroparesis	CCI score

Abbreviations: ASA-PS, American Society of Anesthesiologists Physical Status; BMI, Body mass index; CCB, Calcium channel blockers; CCI, Charlson comorbidity index; CKD, Chronic kidney disease; COPD, Chronic obstructive pulmonary disease; DPP-4, Dipeptidyl peptidase 4; GERD, Gastroesophageal reflux disease; GI, gastrointestinal; H2 blocker, Histamine type-2 receptor antagonists; MRA, Mineralocorticoid receptor antagonists; NA, Not applicable; NAFL, Non-alcoholic fatty liver disease; NASH, Non-alcoholic steatohepatitis; PPI, Proton pump inhibitor.

<sup>a</sup> Studies marked as NA restricted their inclusion criteria to patients with diabetes.



**eTable 7. Adjusted variables in included studies assessing pulmonary aspiration (continued)**

Study	Age	Sex	BMI	Diabetes <sup>a</sup>	ASA-PS	Medication	Other comorbidities	Other variables
Buddhiraju 2024 <sup>5</sup>	Yes	Yes	No	Yes	No	None	Obesity; Hypertension; Ischemic heart disease; Acute kidney failure; CKD; Mood (affective) disorders such as depression, and anxiety, dissociative, stress-related, somatoform, and other nonpsychotic mental disorders.	Race; Ethnicity, HbA1C.
Klonoff 2024 <sup>6</sup>	Yes	Yes	No	NA	No	Medication codes	Not specified	CCI score; Treatment year; Diagnostic codes; Procedure codes; Number and frequency of encounters in the EHR database
Nadeem 2024 <sup>7</sup>	No	No	No	No	No	None	None	None
Peng 2024 <sup>8</sup>	Yes	Yes	Yes	Yes	No	Glucose-lowering and gastrointestinal agents.	Morbid obesity; GERD; Gastroparesis; Dysphagia; Hiatal hernia; Achalasia; Dyskinesia of esophagus; Oesophageal diverticulum; Acquired absence of part of stomach; Parkinson disease; Cerebral infarction; Multiple sclerosis.	Race; HbA1C.
Silveira 2023 <sup>9</sup>	No	No	No	No	No	None	None	None

Abbreviations: ASA-PS, American Society of Anesthesiologists physical status; BMI, Body mass index; CCI, Charlson comorbidity index; CKD, Chronic kidney disease; EHR, Electronic health record; GERD, Gastroesophageal reflux disease; GLP-1 RA, Glucagon-like peptide-1 receptor agonist; HbA1C, Haemoglobin A1C.

<sup>a</sup> Studies marked as NA restricted their inclusion criteria to patients with diabetes.

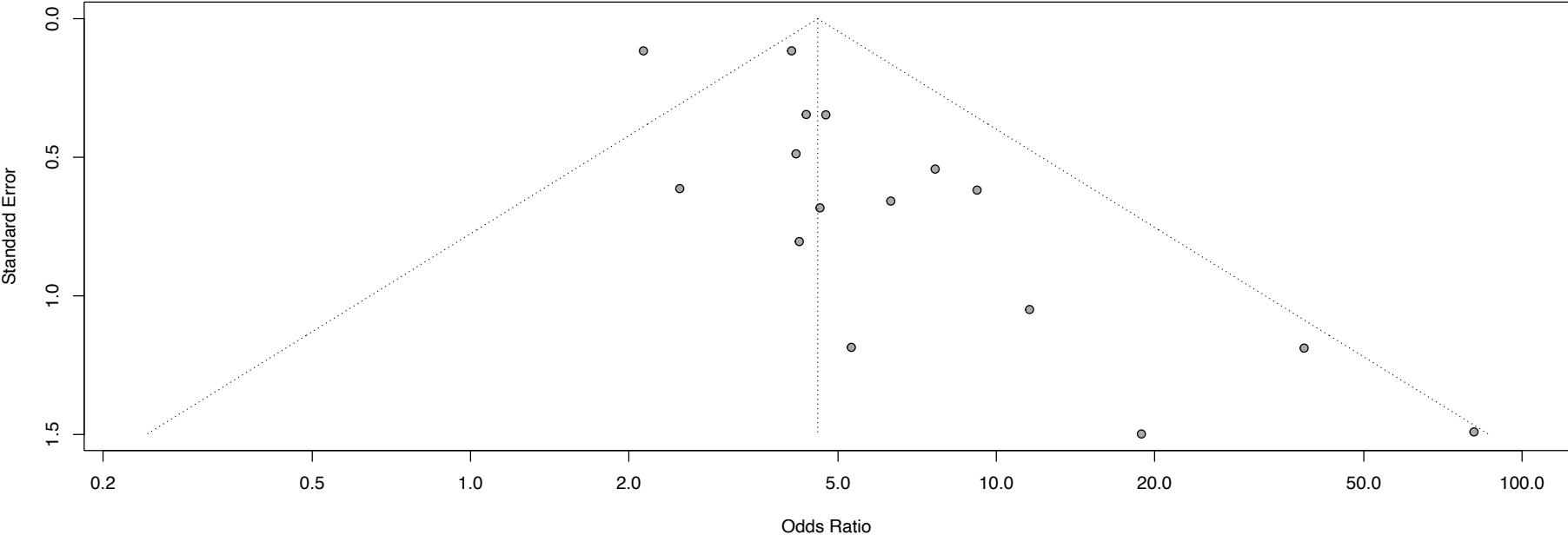
**eTable 7. Adjusted variables in included studies assessing pulmonary aspiration (continued)**

Study	Age	Sex	BMI	Diabetes <sup>a</sup>	ASA-PS	Medication	Other comorbidities	Other variables
Welk 2024 <sup>10</sup>	Yes	Yes	No	NA	No	PPI; Narcotic; Insulin.	Conditions present in prior 5 years (All-cause pneumonia; Aspiration pneumonia; Morbid obesity (BMI >45); Stroke; Dementia; Congestive heart failure; COPD; Hypertension; Coronary artery disease with angina; Atrial fibrillation/flutter; Seizure; Alcoholism; Bariatric surgery).	Long-term care resident; CCI score; Duration of diabetes; Surgical procedure; Post-operative length of stay; Surgery in 2020; Surgery in 2021; Surgery in 2022; Surgery in 2023; Diabetes management visit; Family practise diabetes management visit.
Wu 2024 <sup>11</sup>	No	No	No	No	No	None	None	None
Yeo 2024 <sup>12</sup>	Yes	Yes	Yes	Yes	No	Opioid analgesics; Metformin; Ondansetron; Insulin; Fentanyl; Midazolam; Propofol; Diphenhydramine; Promethazine; Opioid antagonists; Glipizide; Lorazepam; Metoclopramide; Sitagliptin; TCA; Diazepam; Zolpidem; Empagliflozin; Prochlorperazine; Alprazolam; Glimepiride; Meclizine; Scopolamine; Pioglitazone; Canagliflozin; Dapagliflozin; Glyburide; Linagliptin; Olanzapine; Dimenhydrinate; Droperidol; Saxagliptin; Alogliptin; Palonosetron; Fosaprepitant; Chlorpromazine; Chlorpromazine; Acarbose; Granisetron; Dolasetron.	Overweight/obese; CKD; Cerebral infarction; Other chronic pancreatitis; Dementia; Vascular dementia; Alzheimer disease; Gastroparesis; Dysphagia.	Race; HbA1C; Fasting glucose.

Abbreviations: ASA-PS, American Society of Anesthesiologists physical status; BMI, Body mass index; CCI, Charlson comorbidity index; COPD, Chronic obstructive pulmonary disease; CKD, Chronic kidney disease; GLP-1 RA, glucagon-like peptide-1 receptor agonist; HbA1C, Haemoglobin A1C; PPI, Proton pump inhibitor; TCA, Tricyclic antidepressants.

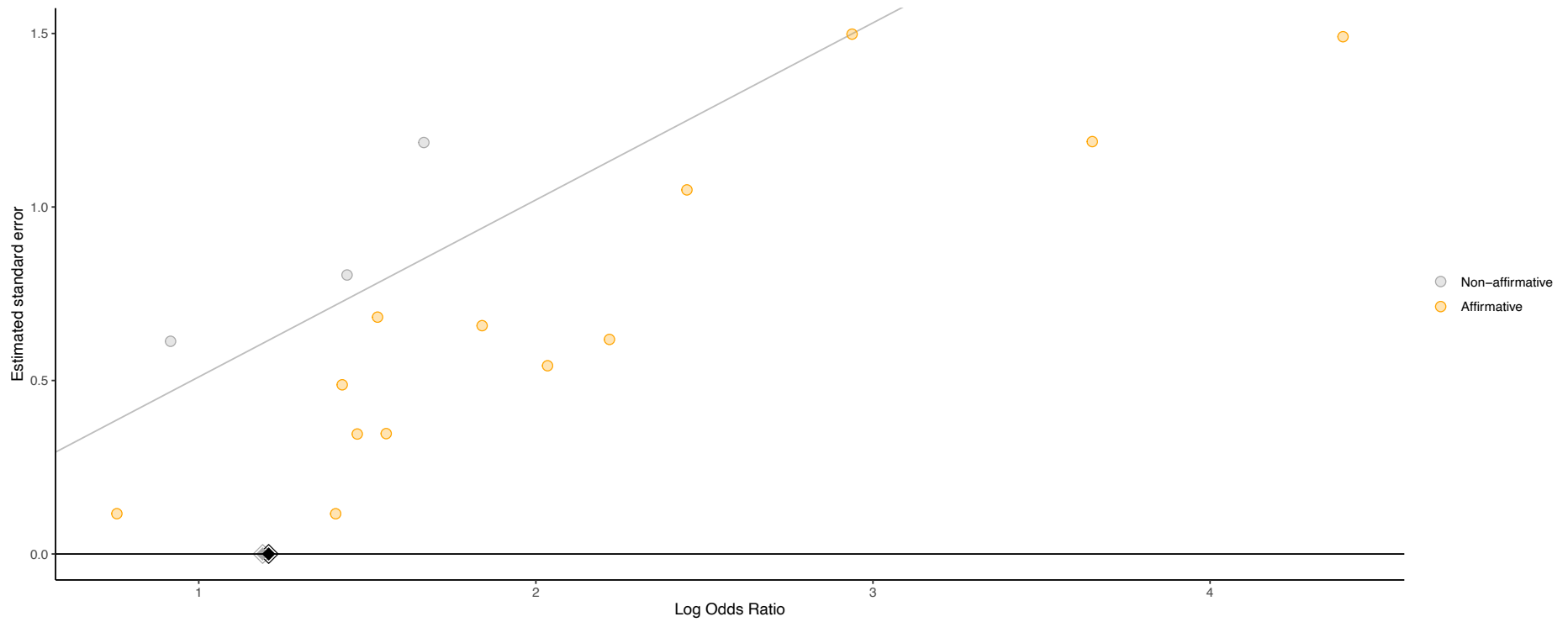
<sup>a</sup> Studies marked as NA restricted their inclusion criteria to patients with diabetes.

**eFigure 2. Funnel plot for residual gastric contents outcome**



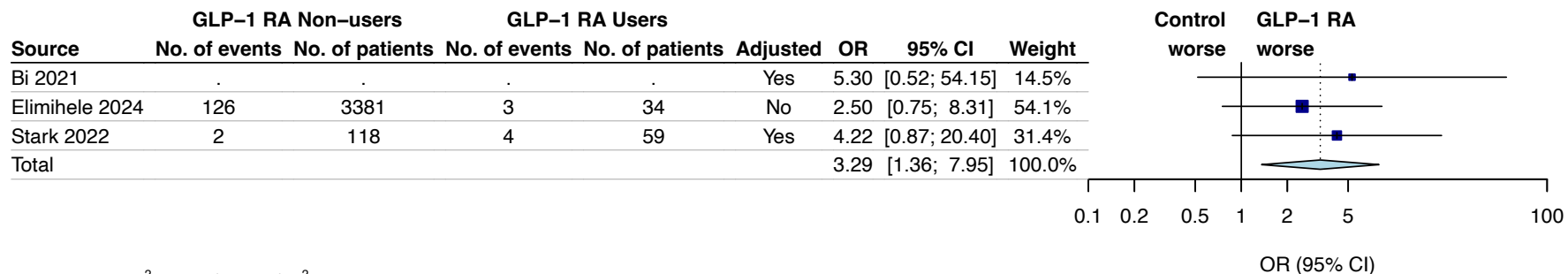
Grey dots indicate point estimate and standard error for each of the included studies assessing residual gastric contents.

**eFigure 3. Significance plot for residual gastric contents outcome**



Grey dot indicates non-affirmative studies; orange dot indicates affirmative studies; black diamond indicates estimate from meta-analysis for all studies; grey diamond indicates sensitivity analysis of non-affirmative studies.

**eFigure 4. Sensitivity analysis of non-affirmative studies for residual gastric contents outcome**



Heterogeneity:  $\chi^2_2 = 0.46$  ( $P = .80$ ),  $I^2 = 0\%$

Test for overall effect:  $z = 2.64$  ( $P = .008$ )

Random-effects model with restricted maximum likelihood heterogeneity variance estimator. The dark blue boxes represent individual study odds ratio, and the size of the boxes are proportional to study weight in the meta-analysis; the whiskers represent the confidence intervals; light blue diamond represents the overall pooled odds ratio and 95% CI; the dotted vertical line indicates the pooled OR. Adjusted indicates adjusted ORs. Abbreviations: GLP-1 RA, Glucagon-Like Peptide-1 Receptor Agonist.

**eTable 8. Modified Quality in Prognosis Studies (QUIPS) tool assessment of residual gastric contents**

Study	Study Participation	Study Attrition <sup>a</sup>	Prognostic factor measurement	Outcome measurement	Study confounding	Statistical analysis and reporting	Overall Bias <sup>b</sup>
Abu-Freha 2024 <sup>13</sup>	Moderate	NA	Moderate	High	Moderate	Moderate	High
Bi 2021 <sup>14</sup>	High	NA	Moderate	High	High	High	High
Chapman 2024 <sup>15</sup>	Moderate	NA	Moderate	Low	Moderate	moderate	Moderate
Elimihele 2024 <sup>16</sup>	Moderate	NA	Moderate	High	High	High	High
Garza 2024 <sup>17</sup>	Moderate	NA	Low	Moderate	Moderate	Moderate	Moderate
Kobori 2023 <sup>18</sup>	Moderate	NA	Moderate	High	Moderate	Moderate	High
Korlipara 2024 <sup>19</sup>	Moderate	NA	Moderate	High	Moderate	moderate	High
Nadeem 2024 <sup>7</sup>	Moderate	NA	Moderate	High	Moderate	Moderate	High
Nasser 2024 <sup>20</sup>	Moderate	NA	Moderate	High	Moderate	Moderate	High
Queiroz 2024 <sup>21</sup>	High	NA	Moderate	Low	High	Moderate	High
Robalino Gonzaga 2024 <sup>23</sup>	Moderate	NA	Moderate	High	Moderate	Moderate	High
Sen 2024 <sup>24</sup>	Moderate	NA	Moderate	Low	Low	Low	Moderate
Sherwin 2023 <sup>25</sup>	High	NA	Moderate	Low	High	High	High
Silveira 2023 <sup>9</sup>	High	NA	Moderate	Moderate	Moderate	Low	High
Stark 2022 <sup>26</sup>	Moderate	NA	Moderate	Moderate	High	Moderate	High
Wu 2024 <sup>11</sup>	Moderate	NA	Low	Moderate	Moderate	Low	Moderate

Green indicates low risk of bias; Yellow indicates moderate risk of bias; Red indicates high risk of bias. Abbreviations: NA, not applicable.

<sup>a</sup> Studies marked as NA due to acute presentation with residual gastric contents, therefore assessment of study attrition is not relevant.

<sup>b</sup> Studies were rated as low risk of bias if all or most of the 6 domains were marked as low; Studies were rated as moderate risk of bias if most of the 6 domains were marked as moderate and none were marked as high; Studies were rated as high risk of bias if at least one domain was marked as high.

**eTable 9. Adjusted variables in included studies assessing residual gastric contents**

Study	Age	Sex	BMI	Diabetes <sup>a</sup>	ASA-PS	Medication	Other comorbidities	Other variables
Abu-Freha 2024 <sup>13</sup>	Yes	Yes	No	Yes	No	None	None	None
Bi 2021 <sup>14 b</sup>	NR	NR	NR	NR	NR	NR	NR	NR
Chapman 2024 <sup>15 c</sup>	Yes	Yes	NR	Yes	NR	No	NR	Race
Elimihele 2024 <sup>16</sup>	No	No	No	No	No	None	None	None
Garza 2024 <sup>17</sup>	No	Yes	Yes	Yes	No	Gastric modulators; Insulin therapy	None	Concomitant colonoscopy; Time of endoscopy; GLP1-RA usage; Diabetes complications.
Kobori 2023 <sup>18</sup>	Yes	Yes	No	NA	No	Insulin treatment	None	HbA1c; Fasting blood glucose level
Korlipara 2024 <sup>19 b</sup>	NR	NR	NR	NR	NR	NR	NR	NR
Nadeem 2024 <sup>7</sup>	Yes	Yes	Yes	Yes	No	None	None	Race/ethnicity
Nasser 2024 <sup>20</sup>	Yes	Yes	Yes	No	No	None	None	Procedure
Phan 2024 <sup>2</sup>	NR	NR	NR	NR	NR	NR	NR	NR
Queiroz 2024 <sup>21</sup>	No	No	No	No	No	None	None	None
Robalino Gonzaga 2024 <sup>23</sup>	Yes	No	No	Yes	No	Antimotility drugs	CKD	Race; Same-day colonoscopy.
Sen 2024 <sup>24</sup>	Yes	Yes	Yes	Yes	Yes	Opioid use	None	Pain score; Time since last oral intake
Sherwin 2023 <sup>25</sup>	No	No	No	No	No	None	None	None
Silveira 2023 <sup>9</sup>	Yes	Yes	Yes	Yes	Yes	PPI	Hypertension; Psychiatric illness	Fasting duration for clear fluids; Fasting duration for solids and/or fluids with residue; Previous fundoplicature for GERD; Previous other gastric surgeries; Colonoscopy combined with EGD.
Stark 2022 <sup>26</sup>	No	No	No	Yes	No	No	Cirrhosis	None
Wu 2024 <sup>11</sup>	Yes	Yes	Yes	Yes	Yes	Insulin; Oral diabetic agents	None	Incidence of gastroesophageal reflux symptoms; EGD indication group.

Abbreviations: ASA-PS, American Society of Anesthesiologists physical status; BMI, Body mass index; CKD, Chronic kidney disease; EGD, Esophagogastroduodenoscopy; GLP-1 RA, Glucagon-like peptide-1 receptor agonist; HbA1C, Haemoglobin A1C; NA, Not applicable; NR, Not reported; PPI, Proton pump inhibitor.

<sup>a</sup> Studies marked as NA restricted their inclusion criteria to patients with diabetes.

<sup>b</sup> Variables adjusted for in the multivariate logistic regression were not clearly reported.

<sup>c</sup> Propensity score matching was performed using the variables listed in the table. Variables adjusted for in the multivariate logistic regression were not clearly reported.

**eTable 10. Studies assessing withholding at least one GLP-1 RA dose prior to a procedure on residual gastric contents**

Study	Exposure	No. events	No. patients held <sup>a</sup>	No. events	No. patients not held <sup>b</sup>	Odds ratio (95% CI) <sup>c</sup>	Adjusted
Phan 2024 <sup>2</sup>	Any GLP-1 RA (daily and weekly-dosed)	18	406	52	409	0.35 (0.19 to 0.63)	Yes
Sen 2024 <sup>24</sup>	Weekly-dosed GLP-1 RA	5	7	30	55	2.15 (0.29 to 15.79)	Yes
Silveira 2023 <sup>9</sup>	Weekly-dosed semaglutide	6	20	2	13	2.38 (0.39 to 14.29)	No

Abbreviations: CI, confidence interval; GLP-1 RA, glucagon-like peptide-1 receptor agonist; NR, not reported; OR, odds ratio; PR, prevalence ratio.

<sup>a</sup> Indicates patients who had their last GLP-1 RA dose either > 7 days (weekly doses) or >1 day (daily doses) prior to measurement of residual gastric contents.

<sup>b</sup> Indicates patients who had their last GLP-1 RA dose ≤ 7 days (weekly doses) or ≤ 1 day (single doses) prior to measurement of residual gastric contents.

<sup>c</sup> Patients who did not hold their GLP-1 RA prior to procedure were meta-analysed as the control group. Where appropriate, we took the inverse of published estimates to ensure consistency in the direction of the pooled effect estimates.



**eTable 11. Risk Of Bias In Non-randomised Studies - of Interventions (ROBINS-I) tool assessment**

Study	Outcome	Confounding	Participant selection	Classification of intervention	Deviations from intended intervention	Missing outcome data	Measurement of the outcome	Selection of the reported results	Overall bias
Phan 2024 <sup>2</sup>	RGC	Serious	Moderate	Moderate	Low	No information	Serious	Moderate	Serious
Sen 2024 <sup>24</sup>	RGC	Moderate	Moderate	Moderate	Low	Low	Low	Low	Moderate
Silveira 2023 <sup>9</sup>	RGC	Critical	Moderate	Moderate	Low	No information	Serious	Low	Critical

Green indicates low risk of bias; Yellow indicates moderate risk of bias; Orange indicates serious risk of bias; Red indicates critical risk of bias; Grey indicates no information to form a judgement about risk of bias. Abbreviations: RGC, residual gastric contents.

## References

1. Barlowe TS, Anderson C, Sandler RS, et al. Glucagon-like peptide-1 receptor agonists do not increase aspiration during upper endoscopy in patients with diabetes. *Clinical Gastroenterology and Hepatology*. 2024.
2. Phan J, Chang P, Issa D, et al. Glucagon-Like Peptide Receptor Agonists Use before Endoscopy Is Associated with Low Retained Gastric Contents: A Multicenter Cross-Sectional Analysis. *American Journal of Gastroenterology*. 2024;10-4309.
3. Alkabbani W, Suissa K, Gu KD, et al. Glucagon-like peptide-1 receptor agonists before upper gastrointestinal endoscopy and risk of pulmonary aspiration or discontinuation of procedure: cohort study. *BMJ*. 2024;387:e080340.
4. Amini RAS, Ismail A-LS, Al-Aqrabawi M, et al. Risk of Aspiration Pneumonitis After Elective Esophagogastroduodenoscopy in Patients on Glucagon-Like Peptide-1 Receptor Agonists. *Cureus*. 2024;16(8).
5. Buddhiraju A, Kagabo W, Khanuja HS, Oni JK, Nikkel LE, Hegde V. Decreased Risk of Readmission and Complications With Preoperative GLP-1 Analog Use in Patients Undergoing Primary Total Joint Arthroplasty. *Journal of Arthroplasty*. 2024.
6. Klonoff DC, Kim SH, Galindo RJ, et al. Risks of peri-and postoperative complications with glucagon-like peptide-1 receptor agonists. *Diabetes, Obesity and Metabolism*. 2024.
7. Nadeem D, Taye M, Still MD, et al. Effects of Glucagon-like Peptide-1 Receptor Agonists on Upper Endoscopy in Diabetic and Non-Diabetic Patients. *Gastrointestinal Endoscopy*. 2024.
8. Peng C-Y, Chang Y-C, Gong C, et al. Association between Glucagon-like Peptide-1 Receptor Agonists and Aspiration Pneumonia during Endoscopic Procedures. *Anesthesiology*. 2024;141(5):1009-1012.
9. Silveira SQ, da Silva LM, Abib AdCV, et al. Relationship between perioperative semaglutide use and residual gastric content: A retrospective analysis of patients undergoing elective upper endoscopy. *Journal of Clinical Anesthesia*. 2023;87:111091.
10. Welk B, McClure JA, Carter B, Clarke C, Dubois L, Clemens KK. No association between semaglutide and postoperative pneumonia in people with diabetes undergoing elective surgery. *Diabetes, Obesity and Metabolism*. 2024.
11. Wu F, Smith MR, Mueller AL, et al. Association of glucagon-like peptide receptor 1 agonist therapy with the presence of gastric contents in fasting patients undergoing endoscopy under anesthesia care: a historical cohort study. *Canadian Journal of Anesthesia/Journal canadien d'anesthésie*. 2024:1-9.
12. Yeo YH, Gaddam S, Ng WH, et al. Increased Risk of Aspiration Pneumonia Associated With Endoscopic Procedures Among Patients With Glucagon-like Peptide 1 Receptor Agonist Use. *Gastroenterology*. 2024.
13. Abu-Freha N, Levi Z, Nevo-Shor A, et al. The impact of glucagon-like peptide-1 receptor agonist on the gastric residue in upper endoscopy. *Diabetes Research and Clinical Practice*. 2024:111900.
14. Bi D, Choi C, League J, Camilleri M, Prichard DO. Food residue during esophagogastroduodenoscopy is commonly encountered and is not pathognomonic of delayed gastric emptying. *Digestive diseases and sciences*. 2021;66:3951-3959.
15. Chapman MB, Norwood DA, Price C, et al. Effects of glucagon-like peptide-1 receptor agonists on gastric mucosal visibility and retained gastric contents during EGD. *Gastrointestinal Endoscopy*. 2024.
16. Elimihele TA, Mangrola AM, Oshomiji O, et al. Confounding Factors in the Association Between Glucagon-Like Peptide-1 Receptor Agonist Use and Retained Gastric Contents in Asymptomatic Patients Undergoing Upper Gastrointestinal Endoscopy: A Retrospective Study. *Cureus*. 2024;16(9):e69152.
17. Garza K, Aminpour E, Shah J, et al. Glucagon-Like Peptide-1 Receptor Agonists Increase Solid Gastric Residue Rates on Upper Endoscopy Especially in Patients With Complicated Diabetes: A Case-Control Study. *The American journal of gastroenterology*. 2024;119(6):1081-1088.
18. Kobori T, Onishi Y, Yoshida Y, et al. Association of glucagon-like peptide-1 receptor agonist treatment with gastric residue in an esophagogastroduodenoscopy. *Journal of Diabetes Investigation*. 2023;14(6):767-773.
19. Korlipara H, Chua J, Buckholz A, et al. Semaglutide is an Independent Predictor of Retained Solid Gastric Contents, but Same Day Colonoscopy Mitigates Effect. *Techniques and Innovations in Gastrointestinal Endoscopy*. 2024.
20. Nasser J, Hosseini A, Barlow G, et al. Food Retention at Endoscopy Among Adults Using Glucagon-Like Peptide-1 Receptor Agonists. *JAMA network open*. 2024;7(10):e2436783.
21. Queiroz VNF, Falsarella PM, Chaves RCDF, et al. Evaluation of gastric content in fasting patient during semaglutide use: an observational study. *Surgery for Obesity and Related Diseases*. 2024.
22. Perlas A, Van de Putte P, Van Houwe P, Chan V. I-AIM framework for point-of-care gastric ultrasound. *BJA*. 2016;116(1):7-11.
23. Robalino Gonzaga E, Farooq A, Mohammed A, et al. Real-World Impact of GLP-1 Receptor Agonists on Endoscopic Patient Outcomes in an Ambulatory Setting: A Retrospective Study at a Large Tertiary Center. *Journal of Clinical Medicine*. 2024;13(18):5403.

24. Sen S, Potnuru PP, Hernandez N, et al. Glucagon-Like Peptide-1 Receptor Agonist Use and Residual Gastric Content Before Anesthesia. *JAMA surgery*. 2024.
25. Sherwin M, Hamburger J, Katz D, DeMaria Jr S. Influence of semaglutide use on the presence of residual gastric solids on gastric ultrasound: a prospective observational study in volunteers without obesity recently started on semaglutide. *Canadian Journal of Anesthesia/Journal canadien d'anesthésie*. 2023;70(8):1300-1306.
26. Stark JE, Cole JL, Ghazarian RN, Klass MJ. Impact of glucagon-like Peptide-1 receptor agonists (GLP-1RA) on food content during esophagogastroduodenoscopy (EGD). *Annals of Pharmacotherapy*. 2022;56(8):922-926.