

1 **Immunogenicity and safety of a monovalent Omicron XBB.1.5 SARS-CoV-2 recombinant spike protein**  
2 **vaccine in previously unvaccinated, SARS-CoV-2 seropositive participants: primary day-28 analysis of a**  
3 **phase 2/3 open-label study**

4 **Authors:** Katia Alves, MD<sup>1</sup>; Alex Kouassi, PhD<sup>1</sup>; Joyce S. Plested, PhD<sup>1</sup>; Raj Kalkeri, PhD<sup>1</sup>; Katherine Smith,  
5 MD<sup>1</sup>; Muneer Kaba, MD<sup>1</sup>; Joy Nelson, BS<sup>1</sup>; Mingzhu Zhu, PhD<sup>1</sup>; Shane Cloney-Clark, BS<sup>1</sup>; Zhaohui Cai,  
6 PhD<sup>1</sup>; Raburn M. Mallory, MD<sup>1</sup>; and Fernando Noriega, MD<sup>1</sup> on behalf of the 2019nCoV-313 Study  
7 Investigators

8  
9 **Affiliations:** <sup>1</sup>Novavax Inc., Gaithersburg, MD.

10  
11 <sup>1</sup>Novavax, Inc., 700 Quince Orchard Road, Gaithersburg, MD 20878, USA

12

13

14 **Article Type:** Article (original research; not randomized)

15

16 **Summary:** 292/300

17 **Word Count:** 3637/5000

18 **Figures/Tables (10 limit):** 4/3

19 **References:** 28/50 (total of 29 once 313 part 1 reference is formatted)

20

21 **Corresponding Author:**

22 Fernando Noriega

23 Novavax, Inc.

24 700 Quince Orchard Rd.

25 Gaithersburg, MD 20878, USA

26 fnoriega@Novavax.com

27

28 **Abbreviations**

29 AESI, adverse event of special interest; ELISA, enzyme-linked immunosorbent assay; GMEU, geometric  
30 mean ELISA unit; GMEUR, geometric mean ELISA unit ratio; GMT, geometric mean titer; GMTR,  
31 geometric mean titer ratio; IQR, interquartile ratio; LB, lower bound; MAAE, medically attended adverse  
32 event; N, nucleocapsid; nAb, neutralizing antibody; SAE, serious adverse event; SRR, seroresponse rate;  
33 TEAE, treatment-emergent adverse event.

34

35 **Summary** (292/300)

36 **Background**

37 Most of the population has been infected with SARS-CoV-2 and, thus, is primed by natural exposure. As  
38 such, it was assessed whether a single dose of the monovalent XBB.1.5 vaccine, NVX-CoV2601, elicited a  
39 comparable immune response to XBB.1.5 in seropositive unvaccinated participants to that in previously  
40 vaccinated participants, thereby allowing the former to forego a two-dose primary series.

41 **Methods**

42 In this phase 2/3, open-label, single-arm study (2019nCoV-313/NCT05975060 [part 2]), vaccine-naive  
43 participants  $\geq 18$  years with previous SARS-CoV-2 infection received one dose of NVX-CoV2601. This  
44 analysis compared the 28-day immunogenicity and safety of NVX-CoV2601 in vaccine-naive and  
45 previously vaccinated ( $\geq 3$  prior mRNA-based vaccines, from 2019nCoV-313 part 1) participants.  
46 Noninferiority of neutralizing antibody (nAb) response in vaccine-naive versus vaccinated participants  
47 was the primary objective. The day-28 geometric mean titer (GMT) ratio (GMTR) and seroresponse rate  
48 (SRR; percentage of participants with a  $\geq 4$ -fold rise in antibody response from baseline) were measured,  
49 and safety was assessed.

50 **Results**

51 Of the participants enrolled from September 11–November 15, 2023, per-protocol sets included  
52 306/338 (90.5%) vaccine-naive and 309/332 (93.1%) vaccinated participants. At day 28, adjusted GMTs  
53 (95% CI) against XBB.1.5 in the vaccine-naive and vaccinated groups were 1491.5 (1277.5–1741.4) and  
54 841.4 (723.9–978.0), respectively. The vaccine-naive–vaccinated nAb GMTR was 1.8 (95% CI 1.43–2.20)  
55 and SRRs were 74.3% and 64.3% for vaccine-naive and vaccinated participants, respectively (SRR  
56 difference: 10.0 [95% CI 2.6–17.4]). No new safety signals or events of special interest were reported.

57 **Conclusions**

58 A single dose of NVX-CoV2601 in vaccine-naive participants with a history of SARS-CoV-2 infection  
59 elicited a robust neutralizing antibody response that was noninferior to that observed in vaccinated  
60 participants. The vaccine was well-tolerated. These data support the use of NVX-CoV2601 as a single  
61 dose, regardless of prior vaccination history.

62 **Trial registration:** NCT05975060

63

64

65

66 **Keywords (up to 6):** COVID-19, variant, vaccination, single-dose

## 67 1. Introduction

68 Variants of severe acute respiratory syndrome coronavirus (SARS-CoV-2) have evolved rapidly.<sup>1,2</sup>  
69 The high protective efficacy ( $\geq 90\%$ ) provided by prototype COVID-19 vaccines (BNT162b2 [Pfizer-  
70 BioNTech],<sup>3</sup> mRNA-1273 [Moderna],<sup>4</sup> and Matrix-M™-adjuvanted, recombinant spike (rS) protein  
71 vaccine NVX-CoV2373 [Novavax, Inc.]<sup>5,6</sup>) was demonstrated against ancestral SARS-CoV-2 or  
72 early variants. Notably, immunity elicited by vaccination or natural infection wanes, and the emergence  
73 of immune-evasive variants<sup>7</sup> suggests the need for updates to vaccine strain composition. The World  
74 Health Organization (WHO), European Medicines Agency, and United States Food and Drug  
75 Administration (US FDA) recommended updating COVID-19 vaccines to have a monovalent XBB.1.5  
76 composition for the 2023–2024 season.<sup>8–10</sup> In consideration of this guidance, a monovalent XBB.1.5  
77 subvariant-specific vaccine (NVX-CoV2601) was produced based on the same rS protein technology used  
78 for the authorised prototype, NVX-CoV2373. NVX-CoV2601 received authorisation for use in Canada, the  
79 European Union (EU), the US, and by the WHO in 2023.<sup>11–14</sup>

80 Immunogenicity and safety of NVX-CoV2601 are being evaluated in the phase 2/3, open-label  
81 2019nCoV-313 study (NCT05975060) in two populations representative of the US population vaccination  
82 status (part 1: previously vaccinated adults who received  $\geq 3$  doses of an mRNA vaccine; part 2: vaccine-  
83 naive adults who previously had a SARS-CoV-2 infection, as determined by the presence of anti-  
84 nucleocapsid [anti-N] antibodies). Results from part 1 showed that in previously vaccinated participants,  
85 NVX-CoV2601 induced superior antibody responses to XBB.1.5 compared with those observed in a  
86 historical control group of participants who received the prototype vaccine, NVX-CoV2373.<sup>15</sup>

87 While an estimated 70% of the US population has completed a primary COVID-19 vaccination  
88 series as of December 31, 2023, approximately 20% had not received any COVID-19 vaccine doses.<sup>16</sup>  
89 Considering this population, part 2 of the 2019nCoV-313 study aimed to evaluate safety and  
90 immunogenicity of a single dose of NVX-CoV2601 administered to unvaccinated participants with a prior  
91 SARS-CoV-2 infection. In this case, the unvaccinated population should have some baseline immunity  
92 from previous infection, as infection-induced seroprevalence is widespread.<sup>17,18</sup> A nationwide survey  
93 conducted from October–December 2023 showed that  $\sim 87\%$  of the US population (age  $\geq 16$  years) had  
94 infection-induced seroprevalence (i.e., anti-SARS-CoV-2 spike or nucleocapsid antibodies).<sup>17</sup> In this  
95 setting, it is possible that a single dose of the updated Matrix-M™-adjuvanted, rS protein vaccine would  
96 result in adequate and robust immunogenicity in a population whose immune system was not primed by  
97 prior COVID-19 vaccination.<sup>18,19</sup>

98 Here, we report results from the primary day-28 analysis from part 2 of the 2019nCoV-313 study.  
99 In this analysis, neutralizing antibody (nAb) responses elicited by a single dose of NVX-CoV2601,  
100 administered to unvaccinated participants with evidence of prior SARS-CoV-2 infection, were evaluated  
101 for noninferiority to observed responses to a single dose of NVX-CoV2601 in vaccinated participants who  
102 had previously received  $\geq 3$  doses of a COVID-19 mRNA vaccine.

103

## 104 **2. Methods**

### 105 *2.1 Study design and participants*

106 Part 2 of the phase 2/3, open-label, single-arm 2019nCoV-313 study (NCT05975060) is being  
107 conducted across 30 US sites and has enrolled medically stable males and non-pregnant females aged  
108  $\geq 18$  years who were COVID-19 vaccine-naïve and had a clinical history of COVID-19-like disease in the  
109 previous year. Prior COVID-19-like disease occurrence was collected per participant disclosure at  
110 enrollment; time since illness details were not provided. Participants with baseline SARS-CoV-2  
111 seropositivity (anti-N serum IgG) were assessed for the primary immunogenicity endpoint (**Figure S1**).  
112 Exclusion criteria included receipt of any investigational vaccine within 90 days before study vaccination  
113 and/or receipt of influenza vaccination  $\leq 14$  days or of any other approved vaccination  $\leq 30$  days before  
114 the study vaccination; history of myocarditis/pericarditis; anaphylaxis to any vaccine or allergy to vaccine  
115 components; alcohol abuse within 2 years of study vaccination; autoimmune or immunodeficiency  
116 disease/condition requiring ongoing therapy; or active cancer treated within 3 years of the first study  
117 vaccination. This planned primary analysis includes data through day 28. Additional study details can be  
118 found in the study protocol in Appendix B.

119 The comparator group came from part 1 of the 2019nCoV-313 study, conducted separately, and  
120 consisted of participants who had previously received  $\geq 3$  doses of mRNA-1273 or BNT162b2 monovalent  
121 or bivalent vaccines, with the last dose administered  $\geq 90$  days before study vaccination<sup>15</sup>, hereafter  
122 referred to as the vaccinated group. Aside from criteria related to previous COVID-19 vaccination and  
123 SARS-CoV-2 seropositive status, parts 1 and 2 of the study had the same eligibility criteria.

124 The study protocol was approved by Advarra, Inc. (Columbia, MD, USA), and the study was  
125 conducted according to the principles of the International Conference on Harmonization Good Clinical  
126 Practice Guideline, adopting the principles of the Declaration of Helsinki, as well as all applicable  
127 national, state, and local laws and regulations. All participants provided written informed consent.

### 128 *2.2 Procedures*

129 Participants in both groups received a single dose of NVX-CoV2601 on day 0 (**Figure S1**) and  
130 remained on study for data collection, with scheduled visits at days 28, 90 (phone visit), and 180.  
131 NVX-CoV2601 (5 µg SARS-CoV-2 rS protein from XBB.1.5 and 50 µg Matrix-M™ adjuvant) was  
132 administered via a 0.5-mL intramuscular injection. Study vaccine was manufactured by the Serum  
133 Institute of India, Pvt., Ltd. (Pune, India) in collaboration with Novavax, Inc. Participants in parts 1 and 2  
134 received doses of NVX-CoV2601 from the same vaccine lot and remained in the clinic or under  
135 observation for ≥15 min post vaccination for monitoring.

136 Safety was evaluated throughout the study. Participants completed an eDiary to record solicited  
137 reactogenicity for 7 days post vaccination. Reports of unsolicited treatment-emergent adverse events  
138 (TEAEs) were collected for 28 days following vaccination. Serious TEAEs (SAEs), treatment-related  
139 medically attended adverse events (MAAEs), and adverse events of special interest (AESIs) were  
140 collected through day 180 (end of study).

141 SARS-CoV-2 polymerase chain reaction (PCR) swab testing was performed on day 0. Baseline  
142 serostatus was determined through qualitative detection of SARS-CoV-2 anti-N antibodies identified in  
143 blood samples collected on day 0; an additional sample was collected on day 28. Blood samples for  
144 central evaluation of immunogenicity (Novavax Clinical Immunology, Gaithersburg, MD, USA) were  
145 collected on days 0 and 28, with additional samples to be collected on day 180. Serum was analyzed  
146 using a validated pseudovirus neutralization assay with an inhibitory dilution of 50% (ID<sub>50</sub>),<sup>20</sup> anti-rS  
147 immunoglobulin G (IgG) enzyme-linked immunosorbent assay (ELISA),<sup>21</sup> and anti-N serology.<sup>22</sup> nAb  
148 responses to emerging SARS-CoV-2 strains were assessed with fit-for-purpose pseudovirus neutralization  
149 assays in a subset of participant samples that had sufficient serum remaining for testing, and were  
150 selected through a random number generator.

### 151 *2.3 Outcomes*

152 The primary objective was to determine whether NVX-CoV2601 elicited a noninferior nAb  
153 response in SARS-CoV-2–seropositive vaccine-naïve participants compared with vaccinated participants.  
154 Co-primary endpoints were day-28 nAb geometric mean titers (GMTs) and the proportion of participants  
155 who seroconverted (seroresponse rate [SRR]) based on ID<sub>50</sub> titers to Omicron XBB.1.5). SRR was defined  
156 as the percentage of participants with a ≥4-fold rise in antibody response from baseline. IgG antibody  
157 responses to XBB.1.5 were evaluated as a secondary endpoint. Post-hoc analyses included nAb  
158 responses by age group and responses to emerging SARS-CoV-2 variants, evaluated in a subset of the  
159 per-protocol analysis set.

160 The secondary objective to evaluate the safety of NVX-CoV2601 used the following endpoints:  
161 solicited reactogenicity through 7 days post vaccination; unsolicited TEAEs through day 28; and related  
162 MAAEs, AESIs and SAEs through day 180. TEAEs were coded (Medical Dictionary for Regulatory Activities,  
163 version 26.0) and graded (FDA toxicity grading scale). Solicited reactogenicity events included local (pain,  
164 tenderness, redness, and swelling) and systemic (fever, nausea/vomiting, headache, fatigue/malaise,  
165 myalgia, and joint pain) reactions. MAAEs were any TEAE leading to an unscheduled healthcare  
166 practitioner visit. AESIs included potential immune-mediated medical conditions, myocarditis,  
167 pericarditis, and/or COVID-19-specific complications. SAEs were TEAEs associated with death;  
168 hospitalization; persistent or significant incapacity or substantial disruption to normal life; congenital  
169 anomaly; or other serious, important medical events.

#### 170 *2.4 Statistical analysis*

171 Noninferiority of NVX-CoV2601 in vaccine-naïve versus vaccinated participants was based on  
172 FDA industry guidance<sup>23</sup> and required meeting two hypotheses: (1) noninferiority based on a GMT ratio  
173 (GMTR) with a lower bound of the two-sided 95% confidence interval (CI) exceeding 0.67, and (2)  
174 noninferiority based on an SRR difference with the lower bound of the two-sided 95% CI greater than –  
175 10%. The 28-day immunogenicity assessments were completed in the per-protocol analysis set, which  
176 included all participants who received the study vaccine and had no major protocol violations or events  
177 considered clinically relevant to the immune response (e.g., PCR-positive on day 0) before the data-  
178 extraction date and who had days 0 and 28 serology. Participants in the vaccine-naïve group were  
179 excluded from the per-protocol analysis set if their baseline anti-N result was negative or missing.

180 A sample size of 330 participants was determined based on the co-primary endpoints.  
181 Assumptions to achieve at least 95% power for GMTR noninferiority were: a standard deviation of 0.6 for  
182 log-transformed neutralization titers, a 25% attrition rate, and an overall one-sided Type I error rate of  
183 2.5%. The sample size of 330 participants provided a likelihood of detecting rare TEAEs, with probability-  
184 risk combinations determined from the actual sample size (not the sample size adjusted for the attrition  
185 rate). Specifically, there was a probability of detecting at least one TEAE of 91.89% if the true incidence  
186 was 0.010; probabilities were 89.57%, 86.57%, 82.73%, 77.79%, and 71.44% if the true incidences were  
187 0.009, 0.008, 0.007, 0.006, and 0.005, respectively. Secondary immunogenicity endpoints were  
188 descriptively summarised.

189 GMTs and geometric mean ELISA units (GMEUs) were calculated as the antilog of the mean of  
190 the log-transformed titers at day 28 to generate a normal distribution. An analysis of covariance with  
191 vaccine group (vaccine-naïve versus vaccinated) as a fixed effect and baseline value (day 0) as covariate

192 was performed to estimate the adjusted GMT and GMTR, and account for baseline differences among  
193 the groups. The same methodology was used to estimate adjusted GMEUs and GMEU ratios (GMEURs).  
194 The mean difference and corresponding CI limits between vaccine groups were exponentiated to GMTRs  
195 and GMEURs and corresponding 95% CIs. The 95% CIs for adjusted GMTs and GMTRs were calculated  
196 based on the *t*-distribution of the log-transformed values, then back transformed to the original scale.  
197 SRR two-sided exact binomial 95% CIs were calculated using the Clopper-Pearson method; SRR  
198 differences (vaccine-naive–vaccinated) were computed along with their corresponding two-sided 95%  
199 CIs, based on the method of Miettinen and Nurminen.

200 The safety analysis set included all participants who provided consent and received study  
201 vaccine; the safety set was analysed as actually treated. The descriptive safety analysis included  
202 summaries of the number and percentage of participants with solicited (local and systemic) TEAEs  
203 through 7 days and unsolicited AEs through 28 days after the study vaccination. Two-sided exact 95% CIs  
204 using the Clopper–Pearson method were included. The interim analysis included a descriptive summary  
205 of all MAAEs, AESIs, and SAEs through 28 days post study vaccination. SAS® software (version 9.4; SAS  
206 Institute Inc., Cary, NC, USA) was used for all statistical analyses.

207

### 208 **3. Results**

#### 209 *3.1 Participants*

210 Between September 11, 2023 and November 15, 2023, 338/419 (80.7%) participants were  
211 enrolled in part 2 of the study, after eligibility screening; there were 81 screen failures (**Figure 1**). At the  
212 data extraction date (February 21, 2024), 322/338 (95.3%) participants were in follow-up and 16/338  
213 (4.7%) discontinued (reasons: 4 [1.2%] participant withdrawal; 10 [3.0%] lost to follow-up; 1 [0.3%]  
214 investigator decision [0.3%]; 1 [0.3%] other). No participant discontinued the study because of a TEAE.  
215 All 338 participants were included in the safety analysis set. The per-protocol analysis set included  
216 306/338 (90.5%) participants; reasons for exclusion were negative baseline anti-N (23/338; 6.8%),  
217 positive baseline PCR (5/338; 1.5%), and protocol violation (5/338; 1.5%; one patient had a protocol  
218 violation and positive PCR result). For the vaccinated group, 329/332 (99.1%) participants were in follow-  
219 up at the data extraction date. All 332 participants were included in the safety analysis set, and the per-  
220 protocol analysis set included 309/332 (93.1%) participants. The vaccinated group (from part 1 of the  
221 study) was enrolled from September 7–8, 2023<sup>15</sup> and included 332 and 309 participants in the safety and  
222 per-protocol analysis sets, respectively.

223 Some differences were observed in participant demographics for the vaccine-naive and  
224 vaccinated groups (**Table 1**). In the per-protocol analysis set, median age (IQR) was 38 years (31–49) in  
225 the vaccine-naive group and 53 years (40–65) in the vaccinated group. Most participants in the vaccine-  
226 naive group identified as either White (152/306 [49.7%]) or Black/African American (132/306 [43.1%]).  
227 In the vaccinated group, most participants identified as White (231/309 [74.8%]), and a smaller  
228 proportion identified as Black/African American (47/309 [15.2%]). Most participants in the vaccinated  
229 group had previously received three (129/309 [41.7%]) or four (109/309 [35.3%]) doses of an mRNA-  
230 based COVID-19 vaccine. Baseline demographics and participant characteristics were similar between  
231 the per-protocol and safety analysis sets (**Table S1**).

### 232 *3.2 Immunogenicity*

233 The study met the two co-primary objectives; NVX-CoV2601 elicited a noninferior nAb response  
234 in vaccine-naive participants compared with vaccinated participants (**Table 2**). At day 0, nAb GMTs  
235 against XBB.1.5 were lower in the vaccine-naive group (67.6 [95% CI 56.8–80.4]) compared with the  
236 vaccinated group (120.8 [101.5–143.8]) (**Figure 2A**). At day 28, the increase in nAb GMTs from day 0 was  
237 19.3-fold in the vaccine-naive group (GMT: 1303.7 [1087.4–1563.0]; adjusted GMT: 1491.5 [1277.5–  
238 1741.4]) and 7.9-fold in the vaccinated group (GMT: 955.5 [95% CI 814.0–1121.4]; adjusted GMT: 841.4  
239 [723.9–978.0]). The nAb response was similar between groups (**Figure 2B**). The GMTR between the  
240 groups at day 28 was 1.8 (95% CI 1.43–2.20) (**Figure 2C**). From day 0 to 28, SRRs were 74.3% and 64.3%  
241 for the vaccine-naive and vaccinated groups, respectively, with an SRR difference of 10.0 (95% CI 2.6–  
242 17.4). When assessed by age group, nAb GMTs (95% CI) in participants aged 18–54 years increased from  
243 day 0 to 28 by 18.4-fold in the vaccine-naive group (GMT: 1208.3 [993.1–1470.2]; adjusted GMT: 1337.6  
244 [1125.3–1589.9]) and 8.4-fold in the vaccinated group (GMT: 1027.9 [829.5–1090.9]; adjusted GMT:  
245 880.6 [710.9–1090.9]) (**Figure S2**). Increases in nAb GMTs were also observed in participants aged ≥55  
246 years: 25.6-fold in the vaccine-naive group (GMT: 2009.9 [1250.4–3231.0]; adjusted GMT: 2364.3  
247 [1633.0–3423.1]) and 7.4-fold in the vaccinated group (GMT: 880.5 [95% CI 691.2–1121.5]; adjusted  
248 GMT: 838.8 [685.6–1026.1]). The anti-rS IgG GMEU on day 0 in the vaccine-naive group was 5218.1 (95%  
249 CI 4339.6–6274.5), whereas it was 23701.1 (21042.3–26695.8) in the vaccinated group, a median of ~12  
250 months after their most recent COVID-19 vaccination (**Table S2**). On day 28, GMEU levels increased in  
251 both groups (adjusted GMEUs: 60691.2 [54585.2–67480.3] and 79761.5 [73603.5–86434.7],  
252 respectively). Descriptive results of the anti-rS IgG analyses were consistent with the nAb analyses, with  
253 similar anti-rS IgG titers and SRRs between groups.



254 Based on a subset of samples from the vaccine-naive group (n=42), GMTs against additional  
255 SARS-CoV-2 variants increased from day 0 to 28 (**Figure 3**). At day 0, the GMT (95% CI) against JN.1 was  
256 51.2 (33.5–78.3), which increased to 486.4 (310.0–763.2) at day 28 (GMFR: 9.5). Day 0 and day 28 GMTs  
257 (95% CI), respectively, against KP.2 were 44.2 (28.5–68.6) and 360.4 (232.7–558.2), with a GMFR of 9.1.  
258 Among the variants analyzed in this subset, the highest baseline and day 28 titers (and GMFR) were  
259 observed against XBB.1.5.

### 260 *3.3 Safety*

261 Within 7 days of study vaccine administration, 140/338 (41.4%) vaccine-naive participants and  
262 189/332 (56.9%) vaccinated participants reported a local solicited TEAE (**Figure 4; Table 3**). The most  
263 common (occurring in >20% of participants) solicited local event was pain/tenderness (combined  
264 proportion), reported in 140/338 (41.4%) and 186/332 (56.0%) of the vaccine-naive and vaccinated  
265 groups, respectively (median duration: 2 days in both groups). Three (0.9%) participants in the vaccine-  
266 naive group (grade 3 pain/tenderness) and one (0.3%) in the vaccinated group (grade 3 pain/tenderness)  
267 had solicited local TEAEs of grade  $\geq 3$ .

268 Solicited systemic TEAEs within 7 days of study vaccine were reported in 164/338 (48.5%)  
269 vaccine-naive and 158/332 (47.6%) vaccinated participants. The most common solicited systemic events  
270 were fatigue/malaise (vaccine-naive: 98/338 [29.0%]; vaccinated: 109/332 [32.8%]), muscle pain  
271 (106/338 [31.4%]; 97/332 [29.3%]), and headache (92/338 [27.2%]; 74/332 [22.3%]). Median durations of  
272 fatigue/malaise were 2 days in both groups; muscle pain and headache both had median durations of 2  
273 days in the vaccine-naive group and 1 day in the vaccinated group. Few participants reported a solicited  
274 event of fever (vaccine-naive: 3/338 [0.9%]; vaccinated: 2/332 [0.6%]). Grade  $\geq 3$  solicited systemic TEAEs  
275 were reported in 7/338 (2.1%) and 4/332 (1.2%) participants in the vaccine-naive and vaccinated groups,  
276 respectively, none of which were grade 4.

277 Through 28 days post-vaccination, unsolicited TEAEs were reported in 18/338 (5.3%) and 29/332  
278 (8.7%) participants in the vaccine-naive and vaccinated groups, respectively (**Table 3; Table S3**). Few  
279 participants reported treatment-related unsolicited TEAEs. Among 8/338 (2.4%) and 14/332 (4.2%)  
280 participants with an MAAE in the vaccine-naive and vaccinated groups, respectively, one MAAE of grade  
281 2 hypertension in a participant from the vaccinated group was considered treatment-related. SAEs and  
282 severe TEAEs were reported in <1% of participants in either group; none were considered treatment-  
283 related. There were no reported events of myocarditis, pericarditis, or any other AESI. No participant  
284 discontinued the study because of a TEAE, and no deaths were reported.

285

#### 286 4. Discussion

287 In this primary day-28 analysis of part 2 of the 2019nCoV-313 study, immunogenicity of a single  
288 dose of the monovalent XBB.1.5 vaccine (NVX-CoV2601), resulted in robust immunogenicity in vaccine-  
289 naive participants seropositive for SARS-CoV-2 N-protein, and no new safety signals were identified. The  
290 co-primary endpoints of noninferiority of the GMTR and SRR difference between vaccine-naive and  
291 vaccinated participants, who both received single study doses of NVX-CoV2601, were met.

292 Robust increases in nAbs were observed for both study groups after receipt of NVX-CoV2601.  
293 Notably, a greater increase in titer was observed from day 0 to 28 in the vaccine-naive group (19.3-fold  
294 increase in GMT) compared with the vaccinated group (7.9-fold increase). This observation may be  
295 related to lower baseline titers and lower median age in the vaccine-naive group, as increasing age has  
296 been associated with immunosenescence and decreased vaccine-related immunity.<sup>24</sup> However, a post-  
297 hoc analysis evaluating nAb response by age found that 28-day nAb titers were higher in vaccine-naive  
298 compared with previously vaccinated participants in both age groups (18–54 and ≥55 years). To help  
299 address reduction in immune titers over time in older adults, an additional dose of the monovalent  
300 XBB.1.5 vaccine was recommended by regulatory authorities for the spring of 2024 for older adults and  
301 those who are immunocompromised.<sup>25</sup>

302 The overwhelming majority of the US population has been infected with SARS-CoV-2, received a  
303 COVID-19 vaccination, or both.<sup>17,26</sup> In a nationwide study of US blood donors, 87% had anti-N antibodies  
304 indicating a past infection, and combined seroprevalence from infection or vaccination reached 98% by  
305 the end of 2023.<sup>17</sup> In this epidemiologic environment, a single dose of NVX-CoV2601 led to a similar nAb  
306 response between vaccine-naive and previously vaccinated participants, suggesting that a single dose  
307 was sufficient to augment immunogenicity derived from natural infection. Other studies have shown  
308 that one vaccine dose in unvaccinated people post SARS-CoV-2 infection can induce a substantial  
309 immune response that is comparable to, if not greater than, that observed in those who have received  
310 two vaccine doses.<sup>18,19</sup> Overall, amidst high population-wide seroprevalence, priming via vaccination  
311 (e.g., two doses administered 21 days apart) no longer seems necessary for adequate immunogenicity,  
312 and these data from the 2019nCov-313 study support the use of NVX-CoV2601 as a single dose in  
313 unvaccinated individuals.

314 The rapid evolution of SARS-CoV-2 variants led to an updated monovalent XBB.1.5 vaccine  
315 composition for 2023–2024<sup>8,15</sup> and recent authorization of another updated vaccine targeting the JN.1  
316 lineage for 2024–2025<sup>8,27</sup>. Vaccination with a single dose of NVX-CoV2601 elicited robust  
317 immunogenicity against XBB.1.5 in vaccine-naive and vaccinated individuals, as well as cross-reactivity

318 with variants that have emerged since XBB.1.5 in the vaccine-naive group (i.e., approximately 10-fold  
319 increases in nAb GMTs against JN.1 and lineage subvariants, including KP.2). Cross-reactivity has also  
320 been reported separately in the vaccinated group.<sup>15</sup> These findings supported recommendations for the  
321 spring 2024 vaccination campaign in vulnerable individuals such as older adults and those with  
322 weakened immune systems.<sup>25</sup> However, titers against these variants were approximately 50–75% lower  
323 compared with the titers against XBB.1.5, suggesting a benefit to periodic COVID-19 vaccine updates to  
324 align with predominantly circulating strains, such as that seen for 2024–2025.<sup>27</sup>

325 This study is an open-label study without randomization. Participants were sequentially enrolled  
326 in study groups in two separate parts, which allowed for an earlier evaluation of the safety and  
327 immunogenicity of a single dose of NVX-CoV2601 in part 1 ( $\geq 3$  mRNA previously vaccinated participants)  
328 followed by enrollment of vaccine-naive participants with previous SARS-CoV-2 infection in part 2.  
329 Participants were recruited from the same set of study sites and enrollment was sequential; therefore,  
330 both populations were exposed to similar SARS-CoV-2 strains circulating at this time (e.g., XBB-lineage<sup>28</sup>),  
331 and any differences among the groups likely reflect differences typically observed among COVID-19–  
332 vaccinated and –unvaccinated individuals in the general US population. Notably, enrollment of  
333 participants who had remained unvaccinated for the 3 years since vaccines against SARS-CoV-2 first  
334 became available, and would consent to study vaccination, was anticipated to be a challenge. As such, a  
335 limitation of the study is some differences in participant demographics (e.g., age, race, and sex) and prior  
336 COVID-19–like disease occurrence between the study groups. Specifically, the vaccine-naive group had  
337 larger proportions of participants with demographics associated with vaccine hesitancy, such as younger  
338 age and Black/African American race.<sup>29</sup>

339 In summary, a single dose of NVX-CoV2601 elicited robust immunogenicity in vaccine-naive  
340 participants with prior SARS-CoV-2 infection. In this population, immunogenicity of NVX-CoV2601 was  
341 noninferior to that observed in participants who previously received  $\geq 3$  mRNA vaccinations. Additionally,  
342 the safety and reactogenicity profile of the updated vaccine targeting the XBB.1.5 strain, NVX-CoV2601,  
343 was consistent with that of the prototype vaccine, NVX-CoV2373<sup>5</sup>. Amidst high seroprevalence in the US,  
344 these data support the use of single doses of the Novavax vaccine to elicit immunity against SARS-CoV-2,  
345 regardless of prior vaccination history.

346

347 **Acknowledgments**

348 We thank all the study participants who volunteered for this study. We also thank Sharon Glass, MLIS, of  
349 Novavax, Inc., for providing literature research support, and Gordon Chau, MS, of Novavax, Inc., for  
350 statistical support. Medical writing, editing, and formatting support, under the direction of the authors,  
351 was provided by Meredith Kalish, MD, CMPP and Ebenezer M. Awuah-Yeboah, BS, of Ashfield  
352 MedComms (US), an Inizio company, and was funded by Novavax, Inc.

353 **Appendix A. Supplementary data**

354 Supplementary study details and results.

355

356 **Appendix B. Study protocol**

357 2019nCoV-313 study protocol.

358

359 **Funding**

360 Novavax, Inc. funded the 2019nCoV-313 study and provided the vaccine. Novavax, Inc.  
361 collaborated with the investigators on the protocol, data analysis and interpretation, and preparation of  
362 this paper.

363

364 **CRedit authorship contribution statement**

365 **Katia Alves:** Validation; Writing – reviewing & editing

366 **Alex Kouassi:** Conceptualization; Formal analysis; Validation; Writing – reviewing & editing

367 **Joyce S. Plested:** Formal analysis; Writing – reviewing & editing

368 **Raj Kalkeri:** Methodology; Formal analysis; Writing – reviewing & editing

369 **Katherine Smith:** Formal analysis; Writing – reviewing & editing

370 **Muneer Kaba:** Formal analysis; Writing – reviewing & editing

371 **Joy Nelson:** Project administration; Writing – reviewing & editing

372 **Mingzhu Zhu:** Formal analysis; Writing – reviewing & editing

373 **Shane Cloney-Clark:** Formal analysis; Writing – reviewing & editing

374 **Zhaohui Cai:** Formal analysis; Writing – reviewing & editing

375 **Raburn M. Mallory:** Conceptualization; Writing – reviewing & editing

376 **Fernando Noriega:** Conceptualization; Validation; Writing – reviewing & editing

377

378

379 **Data Statement**

380 Study information is available online at <https://www.clinicaltrials.gov/study/NCT05975060>. Requests  
381 submitted to the corresponding author will be considered upon publication of this article. The study  
382 protocol is available in Appendix B.

383

384 **Declaration of Competing Interest**

385 Katia Alves reports a relationship with Novavax Inc that includes: employment and equity or stocks. Alex

386 Kouassi reports a relationship with Novavax Inc that includes: employment and equity or stocks. Joyce S.

387 Plested reports a relationship with Novavax Inc that includes: employment and equity or stocks. Raj

388 Kalkeri reports a relationship with Novavax Inc that includes: employment and equity or stocks.

389 Katherine Smith reports a relationship with Novavax Inc that includes: employment and equity or stocks.

390 Muneer Kaba reports a relationship with Novavax Inc that includes: employment and equity or stocks.

391 Joy Nelson reports a relationship with Novavax Inc that includes: employment and equity or stocks.

392 Mingzhu Zhu reports a relationship with Novavax Inc that includes: employment and equity or stocks.

393 Shane Cloney-Clark reports a relationship with Novavax Inc that includes: employment and equity or

394 stocks. Zhaohui Cai reports a relationship with Novavax Inc that includes: employment and equity or

395 stocks. Raburn M. Mallory reports a relationship with Novavax Inc that includes: employment and equity

396 or stocks. Fernando Noriega reports a relationship with Novavax Inc that includes: employment and

397 equity or stocks. This study was funded by Novavax, Inc. The authors received medical writing and

398 editorial support funded by the study sponsor. If there are other authors, they declare that they have no

399 known competing financial interests or personal relationships that could have appeared to influence the

400 work reported in this paper.

401

402

## 403 References

- 404 1. Ao D, He X, Hong W, Wei X. The rapid rise of SARS-CoV-2 Omicron subvariants with immune  
405 evasion properties: XBB.1.5 and BQ.1.1 subvariants. *MedComm (2020)* 2023; **4**(2): e239.
- 406 2. Nextstrain.org. Genomic epidemiology of SARS-CoV-2 with subsampling focused on North  
407 America since pandemic start. 29 April 2024. [https://nextstrain.org/ncov/gisaid/north-america/all-](https://nextstrain.org/ncov/gisaid/north-america/all-time?dmin=2023-01-01&f_region=North%20America)  
408 [time?dmin=2023-01-01&f\\_region=North%20America](https://nextstrain.org/ncov/gisaid/north-america/all-time?dmin=2023-01-01&f_region=North%20America).
- 409 3. Polack FP, Thomas SJ, Kitchin N, et al. Safety and efficacy of the BNT162b2 mRNA COVID-19  
410 vaccine. *N Engl J Med* 2020; **383**(27): 2603-15.
- 411 4. Baden LR, El Sahly HM, Essink B, et al. Efficacy and safety of the mRNA-1273 SARS-CoV-2 vaccine.  
412 *N Engl J Med* 2021; **384**(5): 403-16.
- 413 5. Dunkle LM, Kotloff KL, Gay CL, et al. Efficacy and safety of NVX-CoV2373 in adults in the United  
414 States and Mexico. *N Engl J Med* 2022; **386**(6): 531-43.
- 415 6. Heath PT, Galiza EP, Baxter DN, et al. Safety and efficacy of NVX-CoV2373 Covid-19 vaccine. *N*  
416 *Engl J Med* 2021; **385**(13): 1172-83.
- 417 7. Menegale F, Manica M, Zardini A, et al. Evaluation of Waning of SARS-CoV-2 Vaccine-Induced  
418 Immunity: A Systematic Review and Meta-analysis. *JAMA Netw Open* 2023; **6**(5): e2310650.
- 419 8. World Health Organization. Statement on the antigen composition of COVID-19 vaccines. 18 May  
420 2023. [https://www.who.int/news/item/18-05-2023-statement-on-the-antigen-composition-of-covid-19-](https://www.who.int/news/item/18-05-2023-statement-on-the-antigen-composition-of-covid-19-vaccines)  
421 [vaccines](https://www.who.int/news/item/18-05-2023-statement-on-the-antigen-composition-of-covid-19-vaccines).
- 422 9. U.S. Food and Drug Administration. Recommendation for the 2023-2024 formula of COVID-19  
423 vaccines in the U.S. <https://www.fda.gov/media/169591/download>.
- 424 10. European Medicines Agency. EMA and ECDC statement on updating COVID-19 vaccines to target  
425 new SARS-CoV-2 virus variants. [https://extranet.who.int/prequal/vaccines/covid-19-vaccines-who-](https://extranet.who.int/prequal/vaccines/covid-19-vaccines-who-emergency-use-listing)  
426 [emergency-use-listing](https://extranet.who.int/prequal/vaccines/covid-19-vaccines-who-emergency-use-listing) (accessed 27 March 2024).
- 427 11. World Health Organization. COVID-19 vaccines with WHO emergency use listing.  
428 <https://extranet.who.int/prequal/vaccines/covid-19-vaccines-who-emergency-use-listing>.
- 429 12. Novavax. Novavax's updated COVID-19 vaccine now authorized in Canada. 5 December 2023.  
430 [https://ir.novavax.com/press-releases/2023-12-05-Novavaxs-Updated-COVID-19-Vaccine-Now-](https://ir.novavax.com/press-releases/2023-12-05-Novavaxs-Updated-COVID-19-Vaccine-Now-Authorized-in-Canada)  
431 [Authorized-in-Canada](https://ir.novavax.com/press-releases/2023-12-05-Novavaxs-Updated-COVID-19-Vaccine-Now-Authorized-in-Canada).
- 432 13. European Medicines Agency. Nuvaxovid. 20 March 2024.  
433 [https://www.ema.europa.eu/en/documents/product-information/nuvaxovid-epar-product-](https://www.ema.europa.eu/en/documents/product-information/nuvaxovid-epar-product-information_en.pdf)  
434 [information\\_en.pdf](https://www.ema.europa.eu/en/documents/product-information/nuvaxovid-epar-product-information_en.pdf).
- 435 14. U.S. Food and Drug Administration. FDA authorizes updated Novavax COVID-19 vaccine  
436 formulated to better protect against currently circulating variants. 3 October 2023.  
437 [https://www.fda.gov/news-events/press-announcements/fda-authorizes-updated-novavax-covid-19-](https://www.fda.gov/news-events/press-announcements/fda-authorizes-updated-novavax-covid-19-vaccine-formulated-better-protect-against-currently)  
438 [vaccine-formulated-better-protect-against-currently](https://www.fda.gov/news-events/press-announcements/fda-authorizes-updated-novavax-covid-19-vaccine-formulated-better-protect-against-currently).
- 439 15. Alves K, Kotloff K, McClelland RS, et al. Immunogenicity and safety of a monovalent Omicron  
440 XBB.1.5 SARS-CoV-2 recombinant spike protein vaccine as a heterologous booster dose: interim analysis  
441 of a phase 2/3 open-label study. *Lancet Infect Dis* 2024; **Under review**.
- 442 16. World Health Organization. COVID-19 vaccination, United States of America data. 2023.  
443 <https://data.who.int/dashboards/covid19/vaccines?m49=840>.
- 444 17. Centers for Disease Control and Prevention. 2022-2023 nationwide COVID-19 infection- and  
445 vaccination-induced antibody seroprevalence (blood donations). 18 April 2024.  
446 <https://covid.cdc.gov/covid-data-tracker/#nationwide-blood-donor-seroprevalence-2022>.
- 447 18. Krammer F, Srivastava K, Alshammary H, et al. Antibody responses in seropositive persons after a  
448 single dose of SARS-CoV-2 mRNA vaccine. *N Engl J Med* 2021; **384**(14): 1372-4.

- 449 19. Zar HJ, MacGinty R, Workman L, et al. Natural and hybrid immunity following four COVID-19  
450 waves: A prospective cohort study of mothers in South Africa. *EClinicalMedicine* 2022; **53**: 101655.
- 451 20. Cai Z, Kalkeri R, Zhu M, et al. A Pseudovirus-Based Neutralization Assay for SARS-CoV-2 Variants:  
452 A Rapid, Cost-Effective, BSL-2-Based High-Throughput Assay Useful for Vaccine Immunogenicity  
453 Evaluation. *Microorganisms* 2024; **12**(3).
- 454 21. Zhu M, Cloney-Clark S, Feng SL, et al. A Severe Acute Respiratory Syndrome Coronavirus 2 Anti-  
455 Spike Immunoglobulin G Assay: A Robust Method for Evaluation of Vaccine Immunogenicity Using an  
456 Established Correlate of Protection. *Microorganisms* 2023; **11**(7).
- 457 22. Madhi SA, Moodley D, Hanley S, et al. Immunogenicity and safety of a SARS-CoV-2 recombinant  
458 spike protein nanoparticle vaccine in people living with and without HIV-1 infection: a randomised,  
459 controlled, phase 2A/2B trial. *Lancet HIV* 2022; **9**(5): e309-e22.
- 460 23. U.S. Food and Drug Administration. Guidance for Industry Clinical Data Needed to Support the  
461 Licensure of Seasonal Inactivated Influenza Vaccines. May 2007 2007.  
462 <https://www.fda.gov/media/73706/download> (accessed September 4, 2024).
- 463 24. Hou Y, Chen M, Bian Y, et al. Insights into vaccines for elderly individuals: from the impacts of  
464 immunosenescence to delivery strategies. *NPJ Vaccines* 2024; **9**(1): 77.
- 465 25. Centers for Disease Control and Prevention. Evidence to recommendations framework:  
466 additional dose of 2023-2024 formula COVID-19 vaccine in older adults. 28 February 2024.  
467 <https://www.cdc.gov/vaccines/acip/meetings/downloads/slides-2024-02-28-29/06-COVID-Wallace-508.pdf>.
- 468 26. Centers for Disease Control and Prevention. Adult coverage and intent. 2024.  
469 [https://www.cdc.gov/vaccines/imz-managers/coverage/covidvaxview/interactive/adult-coverage-](https://www.cdc.gov/vaccines/imz-managers/coverage/covidvaxview/interactive/adult-coverage-vaccination.html)  
470 [vaccination.html](https://www.cdc.gov/vaccines/imz-managers/coverage/covidvaxview/interactive/adult-coverage-vaccination.html).
- 471 27. U.S. Food and Drug Administration. Novavax COVID-19 Vaccine, Adjuvanted (2024-2025  
472 Formula) Authorized For Individuals 12 Years of Age and Older. September 3, 2024 2024.  
473 [https://www.fda.gov/vaccines-blood-biologics/coronavirus-covid-19-cber-regulated-biologics/novavax-](https://www.fda.gov/vaccines-blood-biologics/coronavirus-covid-19-cber-regulated-biologics/novavax-covid-19-vaccine-adjuvanted)  
474 [covid-19-vaccine-adjuvanted](https://www.fda.gov/vaccines-blood-biologics/coronavirus-covid-19-cber-regulated-biologics/novavax-covid-19-vaccine-adjuvanted) (accessed September 4, 2024).
- 475 28. Nextstrain.org. Genomic epidemiology of SARS-CoV-2 with subsampling focused on North  
476 America since pandemic start [study period]. September 3, 2024 2024.  
477 <https://nextstrain.org/ncov/gisaid/north-america/all-time?dmax=2023-12-01&dmin=2023-08-01>  
478 (accessed September 3, 2024).
- 479 29. Pingali C, Meghani M, Razzaghi H, et al. COVID-19 Vaccination Coverage Among Insured Persons  
480 Aged  $\geq 16$  Years, by Race/Ethnicity and Other Selected Characteristics - Eight Integrated Health Care  
481 Organizations, United States, December 14, 2020-May 15, 2021. *MMWR Morb Mortal Wkly Rep* 2021;  
482 **70**(28): 985-90.

484

485

486 **Table 1.** Participant baseline demographics and characteristics in the per-protocol analysis set

	<b>Vaccine-naive (N=306)</b>	<b>Vaccinated (N=309)</b>
<b>Age, years</b>		
Mean (SD)	40 (12.91)	52.1 (16.10)
Median (IQR)	38 (31–49)	53 (40–65)
<b>Age, category, n (%)</b>		
18 to 54 years	263 (85.9)	163 (52.8)
≥55 years	43 (14.1)	146 (47.2)
<b>Sex, n (%)</b>		
Female	177 (57.8)	192 (62.1)
Male	129 (42.2)	117 (37.9)
<b>Race, n (%)</b>		
White	152 (49.7)	231 (74.8)
Black/African American	132 (43.1)	47 (15.2)
Native American/Alaska Native	6 (2.0)	6 (1.9)
Asian	2 (0.7)	12 (3.9)
Native Hawaiian/other Pacific Islander	1 (0.3)	2 (0.6)
Multiple	5 (1.6)	3 (1.0)
Other	2 (0.7)	1 (0.3)
Unknown/not reported	6 (2.0)	7 (2.2)
<b>Ethnicity, n (%)</b>		
Not Hispanic/Latino	224 (73.2)	245 (79.3)
Hispanic/Latino	80 (26.1)	61 (19.7)
Not reported	2 (0.7)	3 (1.0)
<b>Previous COVID-19, n (%)</b>	302 (98.7)	5 (1.6)
<b>PCR, n (%)</b>		
Negative	306 (100)*	309 (100) <sup>†</sup>
Positive	0	0
<b>Anti-N/PCR status, n (%)<sup>‡</sup></b>		
Positive	306 (100)	215 (69.6)
Negative	0	94 (30.4)
<b>Time between previous COVID-19 vaccine and study vaccination, days</b>		
Mean (SD)	NA	438.2 (177.32)
Median (IQR)	NA	361 (314–623)

487 \*Five participants with missing PCR status at baseline were imputed as negative in part 2.

488 <sup>†</sup>Two participants with missing PCR status at baseline were imputed as negative in part 1.

489 <sup>‡</sup>Participants with a positive result for either anti-N or PCR are reported.

490

491

492



493 **Table 2.** Neutralizing antibody titers (GMT\* ID<sub>50</sub>) for Omicron XBB.1.5 (Primary endpoint; per-protocol  
494 analysis set)

	<b>Vaccine-naive (N=306)</b>	<b>Vaccinated (N=309)</b>
Day-0 GMT <sup>†</sup> (95% CI)	67.6 (56.8–80.4)	120.8 (101.5–143.8)
Day-28 GMT (95% CI)	1303.7 (1087.4–1563.0)	955.5 (814.0–1121.4)
Day-28–adjusted GMT (95% CI)	1491.5 (1277.5–1741.4)	841.4 (723.9–978.0)
GMTR (95% CI)	1.8 (1.43–2.20)	
Day-28 SRR, % (95% CI)	74.3 (68.9–79.3)	64.3 (58.6–69.6)
Difference in SRR, % (95% CI)	10.0 (2.6–17.4)	

495 \*The 95% CIs for GMT and GMTR are calculated based on the t-distribution of the log-transformed  
496 values, then back transformed to the original scale.

497 <sup>†</sup>Day-0 GMT is the last non-missing result before study vaccination.

498

499

500 **Table 3.** Summary of solicited and unsolicited TEAEs in vaccine-naïve and previously vaccinated  
 501 participants (Safety analysis set)

	<b>Vaccine-naïve (N=338)</b>	<b>Vaccinated (N=332)</b>
Solicited AEs, n (%)	202 (59.8)	227 (68.4)
Grade ≥3	9 (2.7)	5 (1.5)
Local	140 (41.4)	189 (56.9)
Grade ≥3	3 (0.9)	1 (0.3)
Systemic	164 (48.5)	158 (47.6)
Grade ≥3	7 (2.1)	4 (1.2)
Unsolicited TEAEs, n (%)		
Any	18 (5.3)	29 (8.7)
Treatment-related	1 (0.3)	5 (1.5)
Severe TEAEs, n (%)	1 (0.3)*	2 (0.6) <sup>†</sup>
Treatment-related	0	0
Serious TEAE, n (%)	1 (0.3)*	2 (0.6) <sup>†</sup>
Treatment-related	0	0
Medically attended AE, n (%)	8 (2.4)	14 (4.2)
Severe	0	2 (0.6) <sup>†</sup>
Treatment-related	0	1 (0.3) <sup>†</sup>
AESIs, n (%) <sup>‡</sup>	0	0
TEAEs leading to study discontinuation, n (%)	0	0
Death, n (%)	0	0

502

503 \*The severe/serious TEAE was obstructive pancreatitis.

504 <sup>†</sup>Severe/serious TEAEs and medically-attended, severe AEs were an appendiceal abscess and a  
 505 gastrointestinal stromal tumor. The related medically attended AE was hypertension.

506 <sup>‡</sup>AESIs include potential immune-mediated medical conditions and AEs specific to COVID-19 (i.e.,  
 507 myocarditis/pericarditis).

508

509

## Figure legends

### Figure 1. CONSORT diagram

Participants in the previously vaccinated (comparator) group were enrolled in part 1 of the 2019nCoV-313 study. Participants may have been excluded for more than one reason.

### Figure 2. Neutralizing antibody responses to XBB.1.5 at days 0 and 28 post study vaccination (per-protocol analysis set)

(A) GMTs of nAb responses to XBB.1.5 in vaccine-naïve and previously vaccinated participants. GMT values are shown on a log scale y-axis, and corresponding adjusted GMT values are shown above each respective bar. GMTRs (95% CI) are included comparing bracketed bars (noninferiority criterion: lower bound of the two-sided 95% CI for the GMTR > 0.67). (B) Cumulative distribution of nAb ID<sub>50</sub> GMTs. (C) Top panel: GMTR (log-scale GMT ratio of vaccine-naïve to previously vaccinated) with a lower bound of the two-sided 95% CI greater than 0.67 indicating noninferiority of vaccine-naïve vs previously vaccinated. Bottom panel: a SRR difference (vaccine-naïve – previously vaccinated) with a lower bound of the two-sided 95% CI greater than –10% indicating vaccine-naïve non-inferiority to previously vaccinated. The dashed vertical lines represent the noninferiority bounds, and the blue box indicates the noninferiority region for vaccine-naïve.

### Figure 3. Pseudovirus neutralizing antibody responses to XBB.1.5 and emerging variants at days 0 and 28 post study vaccination in a subset of the vaccine-naïve group (Per-protocol analysis subset)

Neutralizing antibody responses are shown in a subset of participants from the per-protocol analysis set (n=42). GMT values are shown on a log scale y-axis, and corresponding adjusted GMT values are shown above each respective bar. \*Validated assays. †Fit for purpose assays.

### Figure 4. Solicited local and systemic reactogenicity events in all participants (Safety analysis set)

Solicited (A) local and (B) systemic TEAEs within 7 days of study vaccination in participants who received study vaccination and completed at least one eDiary entry. The proportion of participants with a grade ≥3 event is shown in gray text within the blue bars.

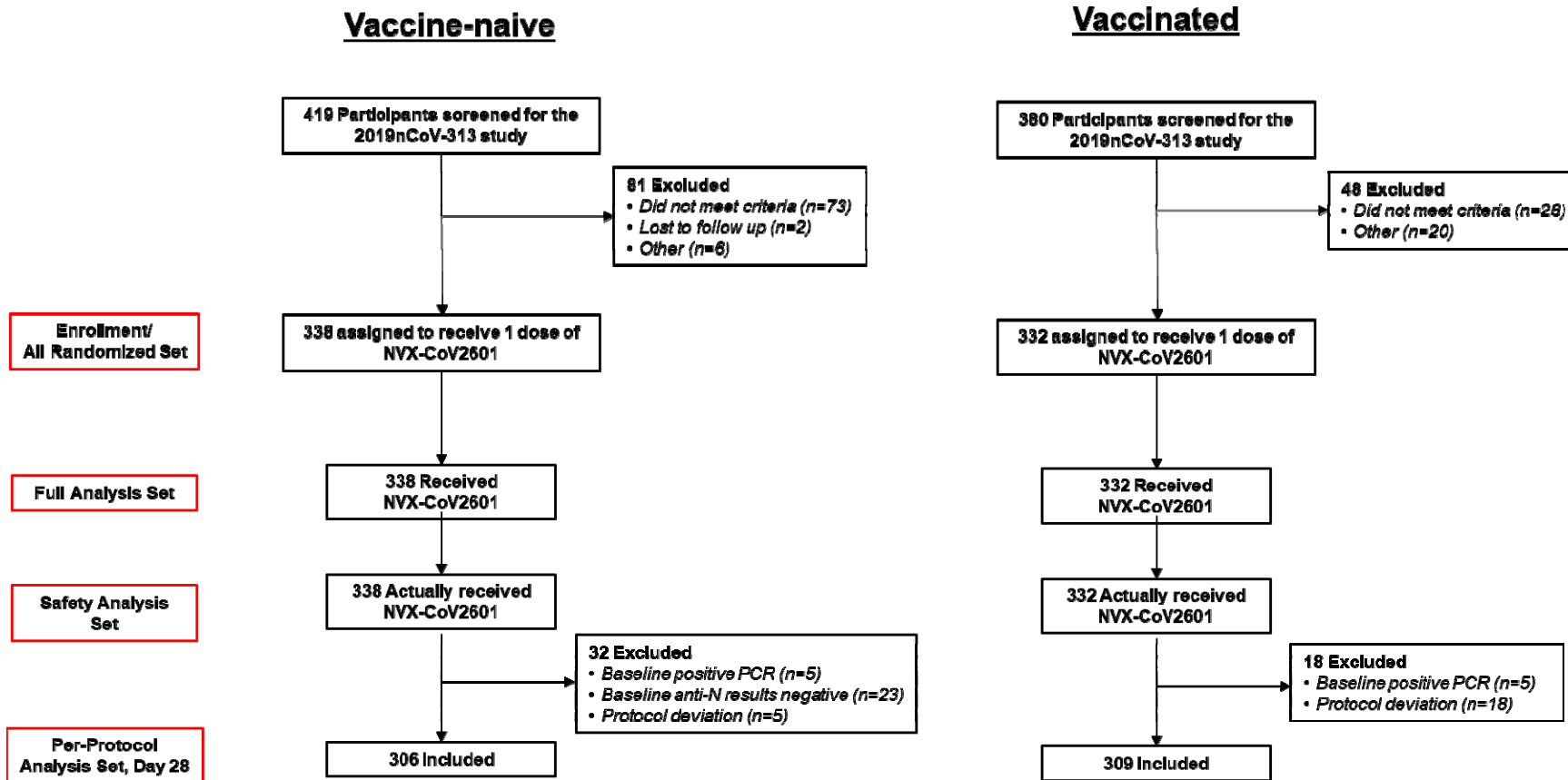


Figure 1. CONSORT diagram

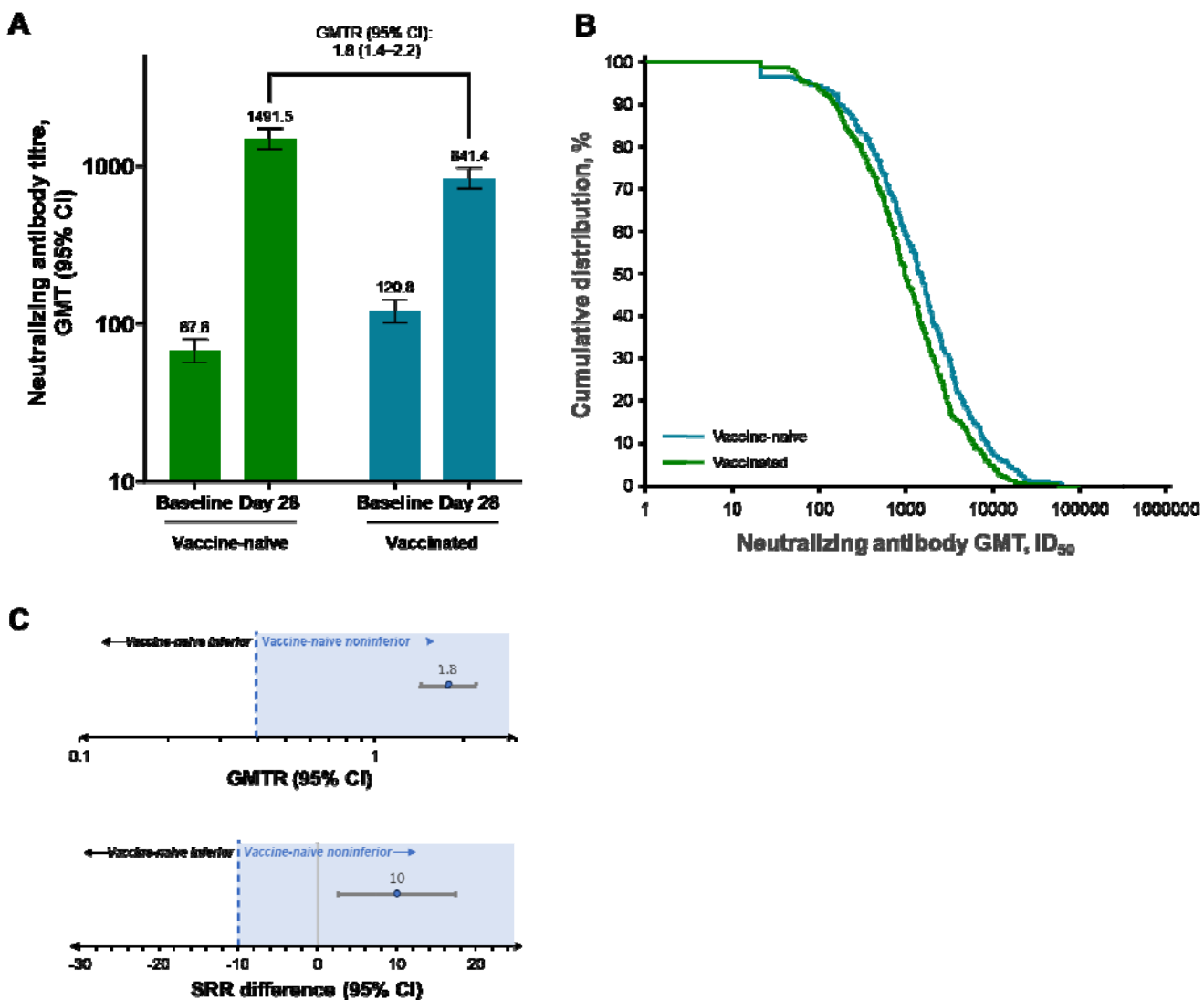
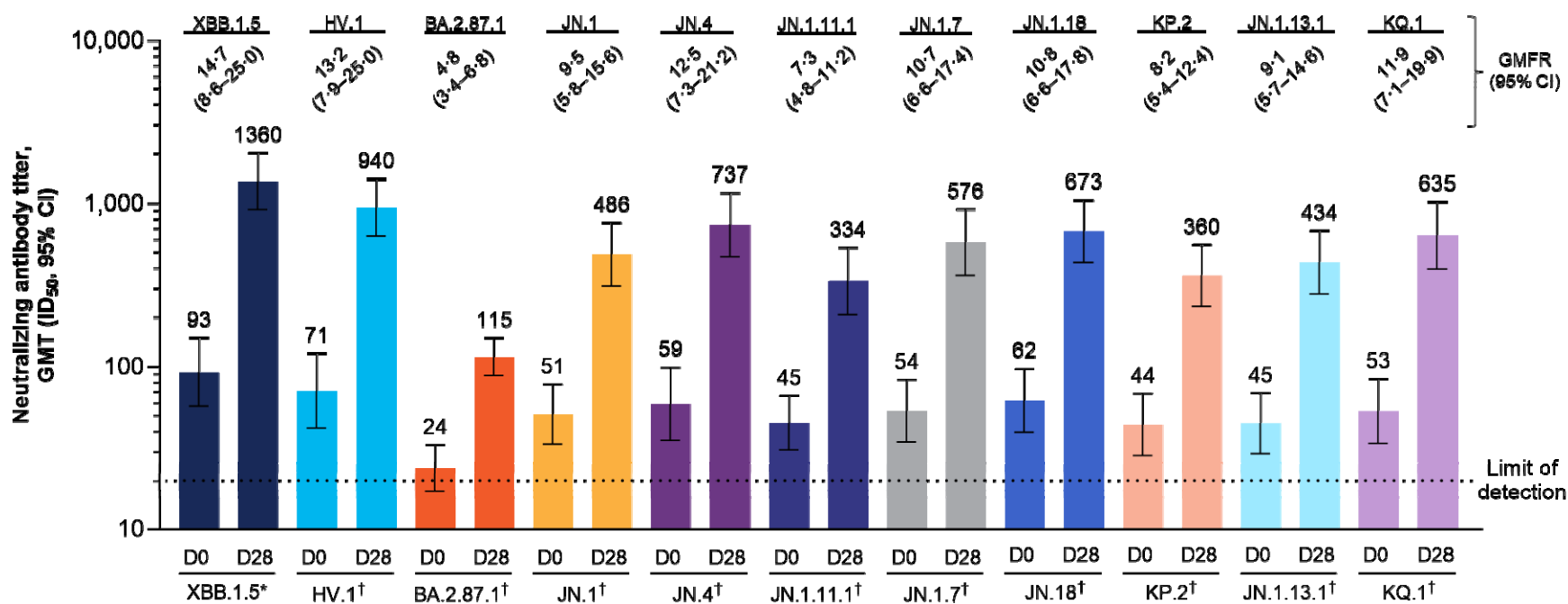
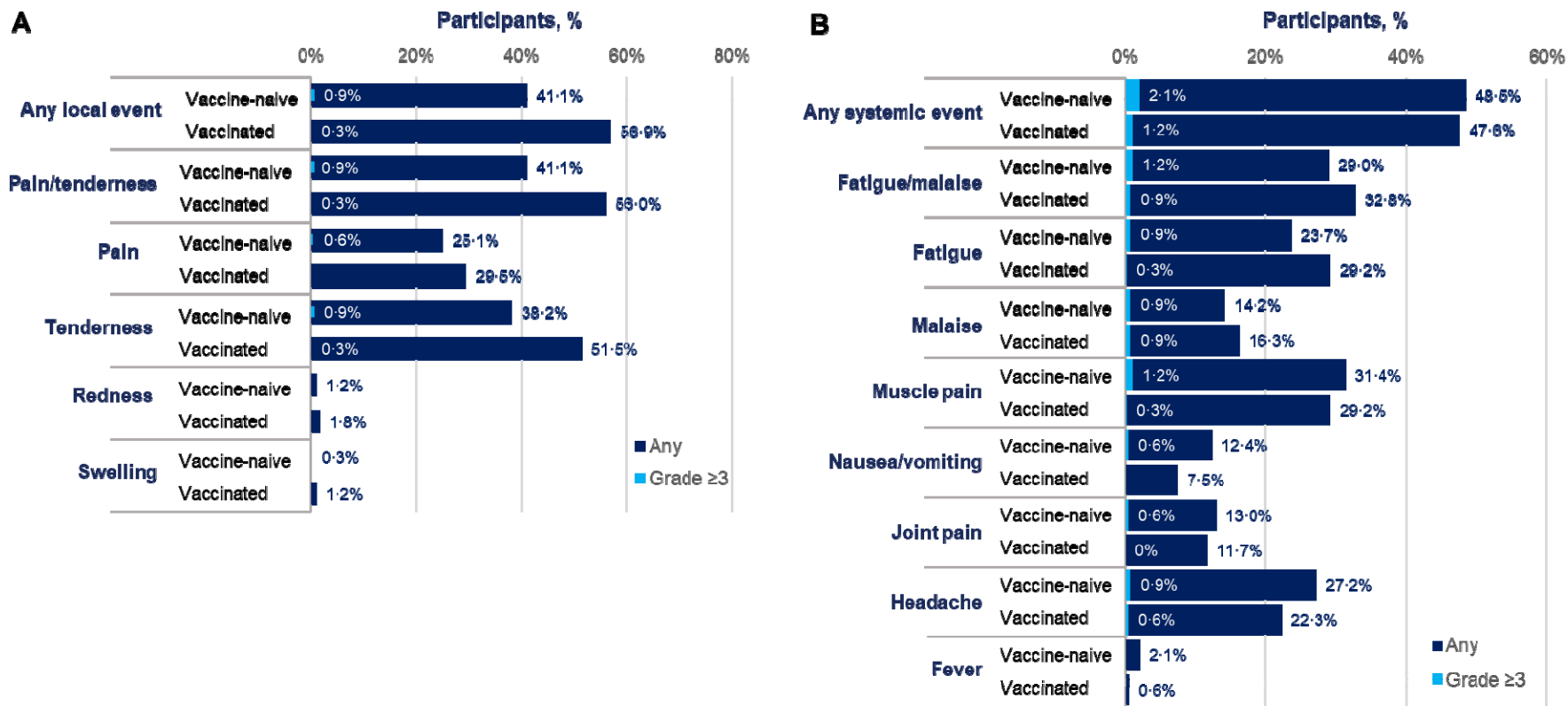


Figure 2. nAb responses to XBB.1.5 at days 0 and 28 post study vaccination (per-protocol analysis set)

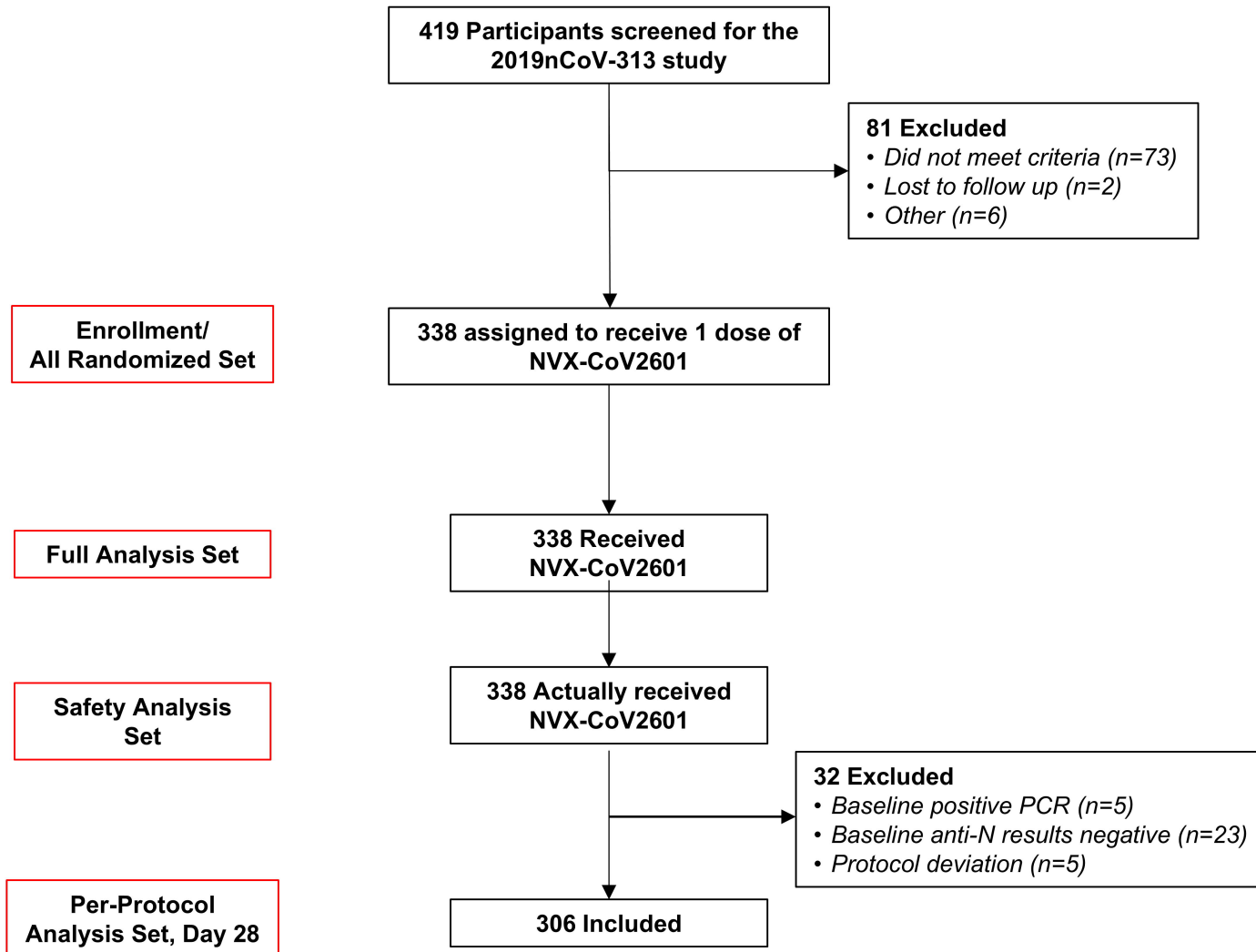


**Figure 3.** Pseudovirus nAb responses to XBB.1.5 and emerging variants at days 0 and 28 post study vaccination in a subset of the vaccine-naive group (per-protocol analysis subset)

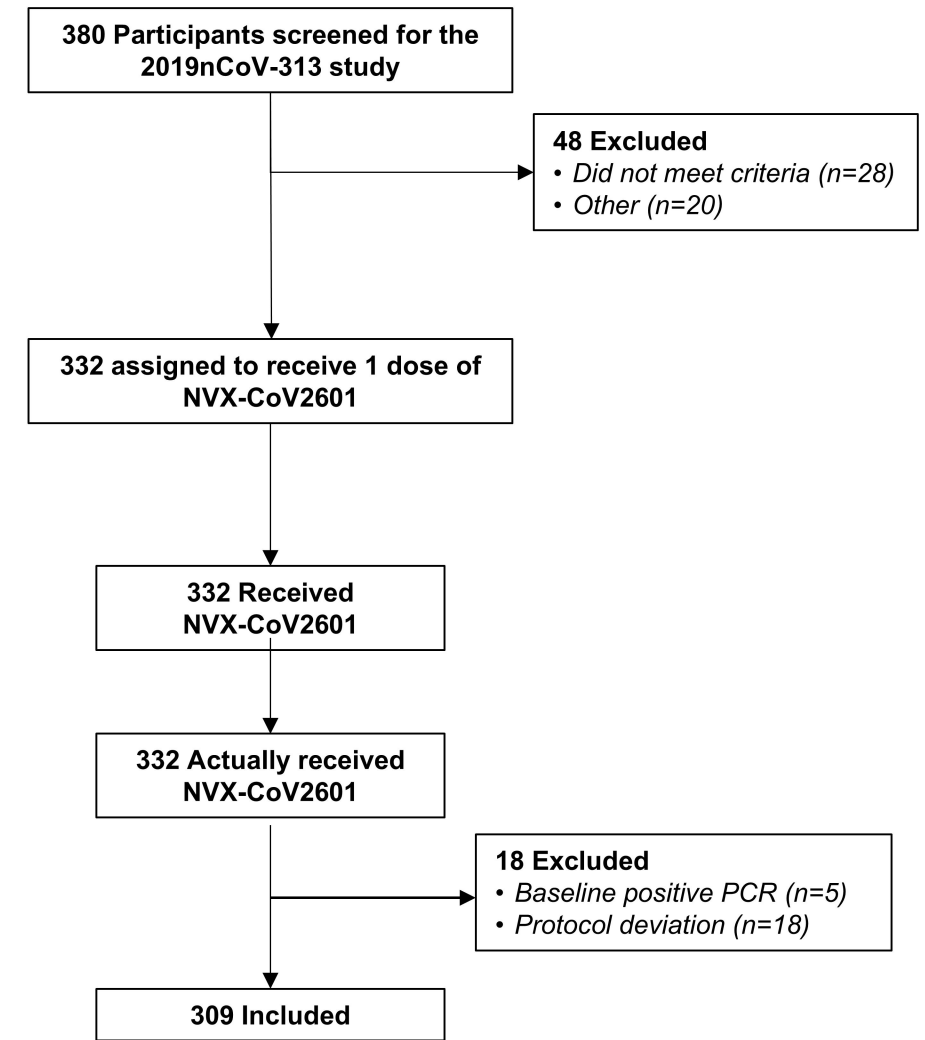


**Figure 4.** Solicited local and systemic reactogenicity events in all participants (safety analysis set)

## Vaccine-naïve



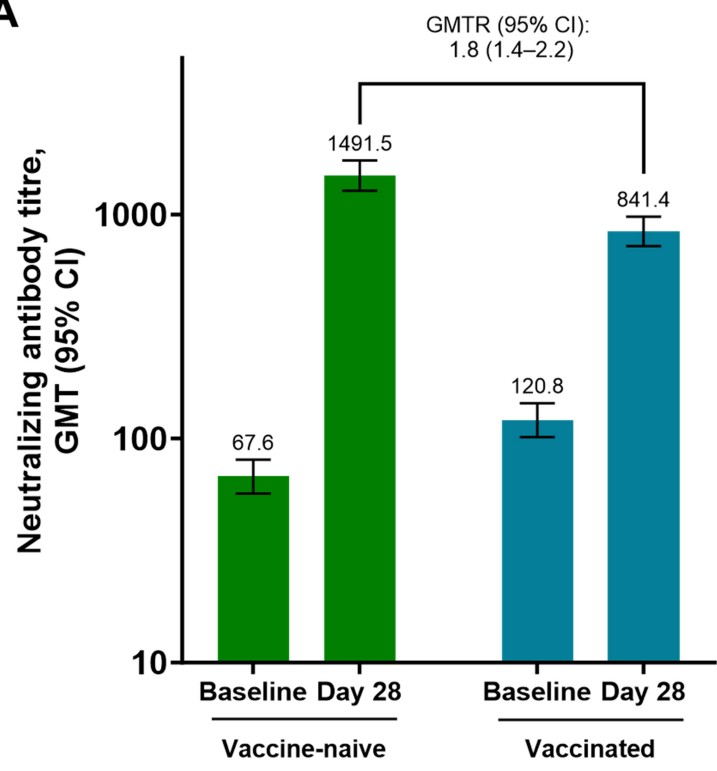
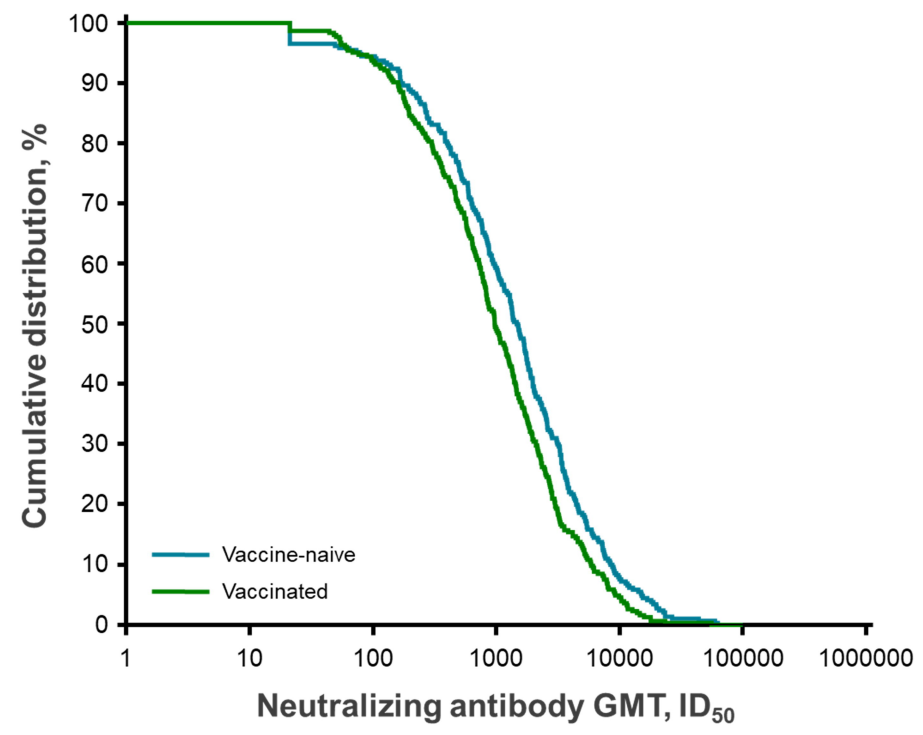
## Vaccinated



PCR=polymerase chain reaction.

Participants in the previously vaccinated (comparator) group were enrolled in part 1 of the 2019nCoV-313 study. Participants may have been excluded for more than one reason.



**A****B****C**