

1 Direct and indirect household costs of care of children under 5 years old attending Integrated
2 Management of Childhood Illness consultations at Primary Healthcare Centres in Burkina Faso,
3 Guinea, Mali and Niger: a cross-sectional costing study nested in the longitudinal AIRE project 2021-
4 2022

5

6 Honorat Agbeci¹; Richard Bakyono²; Amadou Oury. Touré³; Adama Coulibaly⁴; Zineb Zair¹; Mactar
7 Niome⁵; Adama Hema²; Abdoul-Salam Sawadogo³; Sorry Keita⁴; Lucie Peters-Bokol¹; Gildas Boris
8 Hedible¹; Désiré Neboua⁶; Sarah Louart⁷; Valérie Zombré⁸; Diény Fadima Kaba⁹; Amadou Sidibe¹⁰
9 ; Abarry Souleymane Hannatou¹¹, Anthony Cousien¹²; Sandrine Busiere¹³; Franck Lamontage¹⁴;
10 Valéry Ridde¹⁵; Sophie Desmonde¹; Valériane Leroy¹ for the AIRE Study Group.

11 **Corresponding author:**

12 Valériane Leroy

13 Center for Epidemiology and Research in Population Health (CERPOP), UMR 1295, Inserm, University
14 Paul Sabatier Toulouse 3

15 **Mail** : valeriane.leroy@inserm.fr

16

17 **Affiliations**

18 1: Center for Epidemiology and Research in Population Health (CERPOP), UMR 1295, Inserm,
19 University Paul Sabatier Toulouse 3

20 2: Terre des Hommes, TdH, Ouagadougou, Burkina Faso

21 3: Alliance for International Medical Action, ALIMA, Conakry, Guinée

22 4: Alliance for International Medical Action, ALIMA, Bamako, Mali

23 5: Solidarité Thérapeutique et Initiatives pour la Santé, Solthis, Niamey, Niger

24 6: Alliance for International Medical Action, ALIMA, Dakar, Senegal

25 7 : University of Lille, CLERSE - Centre Lillois d'Études et de Recherches Sociologiques et
26 Économiques, Lille, France

27 8: Direction de la santé de la famille, Ministère de la santé, Burkina Faso

28 9: Direction de la Santé Familiale et de la nutrition, Ministère de la santé, Guinée

29 10: Sous-direction santé de la reproduction, Direction Générale de la Santé, Ministère de la santé,
30 Mali

31 11: Direction Santé de la Mère et de l'Enfant, Ministère de la Santé, Niger

32 12: Université Paris Cité and Université Sorbonne Paris Nord, Inserm, IAME, F75018 Paris, France

33 13 : : Terre Des Hommes Lausanne, Dakar, Sénégal

34 14 : Solidarité Thérapeutique et Initiatives pour la Santé, Solthis, Paris

35 15 : Université Paris Cité, IRD, Inserm, Ceped, F-75006 Paris, France

36

37 **CHEERS Statement :** This study adheres to the Consolidated Health Economic Evaluation
38 Reporting Standards (CHEERS).

39

40 **Authors' contributions:** HA, SD, GBH and VL conceived and designed the study. HA, GBH, ZZ
41 and LPB, RB, AO, AC carried out data collection and data curation. HA, ZZ, analysed the data with SD
42 and VL supervision. HA wrote the first draft of the manuscript. All authors were involved in data
43 interpretation and review of the final manuscript. VL is the guarantor to submit the manuscript.

44 **Funding sources:** UNITAID

45 **Conflicts of interest:** None

46 **Data Availability Statement:** The datasets generated and analysed during the current study
47 are not publicly available. Access to processed deidentified participant data will be made available to
48 any third Party after the publication of the main AIRE results stated in the Pan African Clinical Trial
49 Registry Study statement (PACTR202206525204526, registered on 06/15/2022), upon a motivated
50 request (concept sheet), and after the written consent of the AIRE research coordinator (Valeriane
51 Leroy, valeriane.leroy@inserm.fr, Inserm U1295 Toulouse, France, orcid.org/0000-0003-3542-8616)
52 obtained after the approval of the AIRE publication committee, if still active.

53 **Word count:** 4 864/5000

54 **References:** 53

55 **Table number:** 4

56 **Figure number:** 1

57 **Key words:** Out-of-pocket expenditures, health financing, primary health care, IMCI, Africa

58

59

60 **Abstract (300/300 words)**

61 **Introduction**

62 Out-of-pocket payments persist, limiting access to care in Africa. The AIRE project evaluated the
63 implementation of pulse oximetry integrated with Integrated Management of Childhood Illness
64 (IMCI) at Primary Healthcare Centres (PHCs) in Burkina Faso and Niger (total exemption policy) and
65 Mali and Guinea (partial exemption policy). We measured households' out-of-pocket expenditures
66 for care of children under-5 years and analyzed associated factors.

67 **Methods**

68 Between 06/2021-05/2022, five non-severe and five severe cases per PHC among children <5 years
69 attending IMCI consultations (excluding simple non-respiratory cases) in four PHCs per participating
70 country in the AIRE study were selected each month among the children included. Severe IMCI cases
71 were followed-up at 14 days. We collected medical direct costs and non-medical direct and indirect
72 costs. We describe median costs; factors associated with medical direct costs (MDC) were
73 investigated in two-part models for countries with total exemption and general linear model in those
74 with partial exemption.

75 **Results**

76 Of the 15,836 children overall, 940 non-severe cases and 745 severe cases were included. The
77 median medical direct costs were USD 0.0, 7.1, 5.0 and 3.6 for non-severe cases, and 1.6, 8.6, 7.4 and
78 14.4 for severe cases, in Burkina Faso, Guinea, Mali and Niger, respectively. Medicine expenditures
79 were the main MDC item, reaching 79% for non-severe cases and 59% in severe cases. In all
80 countries, the disease severity and the unavailability of prescribed medicines at PHCs or hospital
81 depots were associated to any out-of-pocket payment, and to higher amounts of expenses.

82 **Conclusion**

83 With the exception of Burkina Faso and despite free care policies, household out-of-pocket payment
84 remains high for children under-5, particularly for treating severe cases, mainly explained by
85 medicines expenditures. Actions are needed to identify efficient financing systems to ensure regular
86 and adequate delivery of medicines in public health facilities, and to support free healthcare policies.

Key messages

- ***What is already known on this topic?***
 - In sub-Saharan Africa, various studies have shown that user fee total or partial exemption policies do not succeed in eliminating or significantly reducing healthcare costs borne by households.
 - Few studies have explored household out-of-pocket expenditures for the care of children under 5 years in the West African context.

- ***What this study adds?***
 - Despite user-fee exemption policies, household out-of-pocket payment remains high for taking care of children under-5 at primary care and district hospital.
 - Most expenditures were associated with purchasing medicines outside of primary healthcare centers and referral hospitals, which is likely the result of stock-outs in public facilities.
 - Both the probability of an out-of-pocket expenditure and its amount were associated with the severity of the disease.

- ***How this study might affect research, practice or policy?***
 - Our study underlines the importance of further investigations to determine effective funding methods aimed at ensuring a regular and adequate supply of medicines in public healthcare facilities.

Introduction

Under-5 mortality remains a challenge in sub-Saharan Africa, despite the progress made in child health management worldwide. According to the World Bank, the mortality rate was 73 deaths per 1000 live births in 2021 in this region with infectious diseases remaining the main cause of death (1). Structural factors, such as the limited geographical and financial accessibility of primary care, particularly in rural areas, the lack of adequate diagnostic tools, and shortages of essential medicines contribute to this high mortality (2,3).

Various interventions have been implemented along the continuum of care to improve the accessibility and quality of healthcare services, in order to make progress towards achieving Sustainable Development Goal (SDG) 3 by 2030 (4). In September 1987, many African countries adopted the Bamako initiative (BI) with the support of the World Health Organization (WHO) and the United Nations Children's Fund (UNICEF), in response to economic crises and difficulties in financing the recurrent costs of primary healthcare (5). This initiative was presented as a major approach to improve maternal and child health by ensuring the availability of essential medicines at the primary healthcare level (6). As part of the BI, direct payments at the point of delivery care were introduced, with local management of revenues by management committees for the purchase of medicines and healthcare provider activities (7,8). However, out-of-pocket payments have been identified in several studies as a major barrier to access to healthcare, exposing households to catastrophic expenditures and a risk of impoverishment (9,10). Since the 2000s, a number of sub-Saharan African countries have implemented selective free care policy, which vary according to the health services covered, the populations benefiting, the level of cost alleviation and the mode of financing. Regarding care policies for children under 5 years of age, Burundi and Niger were the first to implement a free care policy, in 2006, followed by Burkina Faso 10 years later (11). Mali and Guinea both introduced a free user fee policy for malaria treatment in 2010 and 2011, in addition to the national programs to fight Human Immunodeficiency Virus (HIV) infection, tuberculosis and malnutrition in these countries (12). Although user fee exemption policies have significantly increased the use of health services, especially among the poorest, out-of-pocket payments in maternal healthcare persist (13–17). Few studies have examined the expenditure incurred by households and their determinants, for children under 5 years in the context of partial or total exemption policies (18).

With the goal to reduce under-5 mortality, WHO and UNICEF introduced in 1995 Integrated Management of Childhood Illness (IMCI), a clinical symptom-based algorithm aimed to help health care workers to better diagnose and manage serious illnesses in primary health centers (PHCs) (19–22). However, IMCI does not allow early detection of hypoxemia, which has been identified as a risk factor for death, increasing by 3 the risk of death in children with severe illnesses, respiratory or non-respiratory (23,24). To identify new approaches to reduce hypoxemia-related mortality, the AIRE project (**A**méliorer l'**I**dentification des détresses **R**espiratoires de l'**E**nfant) was implemented to assess the feasibility and added value of the pulse oximeter (PO) integrated with IMCI for the early identification of hypoxemia in PHCs, enabling rapid and appropriate care management in four West African countries in 2021-2022 (25).

The AIRE project offered a unique opportunity to carry out a nested costing study to measure and explore factors associated with household expenditure for children under 5 years attending IMCI consultations in PHCs participating in the AIRE project.

Methods

Context

The AIRE project, funded by UNITAID, evaluated the implementation of POs integrated with IMCI in Burkina Faso, Guinea, Mali and Niger (25). The healthcare systems in these four countries studied are based on a three-tier pyramid structure. The PHCs at the first level are the theoretical population-entry points to the healthcare system. Based on their condition, patients are referred to their district hospital, with possible transfer to regional hospitals at the secondary level or university hospitals at the third level of the pyramid. The AIRE interventions were implemented in 202 public PHCs, with support to their seven referral hospitals (RHs).

Briefly, IMIC classifies children as green (mild condition requiring simple care at home), yellow (condition manageable at the PHC level, mostly requiring medicines and follow-up) and red (severe condition requiring urgent referral). In AIRE, at all PHCs, all newborns and children aged between 2 and 59 months (except those classified as non-respiratory green) attending IMCI consultations at the PHC level, were eligible for pulse oxygen saturation (SpO₂) measurement. Two groups were then defined according to the severity of the disease according to the IMCI integrating PO classification (25). Those classified as "respiratory green" or "yellow", were defined as non-severe cases and those classified as "pink/red" and those with hypoxemia (SpO₂ ≤ 93%) regardless of IMCI were defined as severe cases. All non-severe cases were treated at PHCs on an outpatient basis or underwent observation, followed by treatment at home. Severe cases, in theory, were referred to the RH.

Furthermore, as part of the AIRE project, endowment medicines were provided to the health districts involved in the project for all children treated at the PHCs and their RHs.

Free care policy

Free care, i.e Total Exemption Policy (TEP) of direct payments was implemented for the care of children under 5 years (consultations, medicines, consumables) in Niger and Burkina Faso in 2006 and 2016, respectively. This means that theoretically, all the available care is provided free of charge at all levels of the health pyramid, regardless of the disease (26). In Niger, facilities receive a lump sum per child cared for, after submitting invoices for free treatment to the Ministry of Health's free care steering committee who then validates these invoices and orders the disbursement of funds by the Ministry of Finance. In Burkina Faso, facilities are reimbursed the actual costs of care consumed in caring for the child: the government pre-deposits the funds with the health district before the treatment is provided (11,27). This approach was preferred in Burkina Faso in order to avoid reimbursement delays that could affect the proper functioning of the policy (18,28).

In Mali and Guinea, there is a partial exemption policy (PEP) for direct payments, for the care of malaria, malnutrition, tuberculosis and HIV; though medical visit fees persist (29,30). Outside these four diseases, all healthcare services and care are subject to direct payments borne by households (12). Regarding the mode of financing, medicines are directly allocated to health facilities by central medicine purchasing agencies, on the instructions of the government with the support of its partners, who are responsible for paying the bills.

Study design and population

AIRE research activities were carried out in 16 PHCs (4 PHCs selected per country) and their RHs and included all children aged 0-59 months eligible for PO use, for whom parental consent was given.

Those classified as severe cases were then enrolled in a cohort with a 14-day follow-up (D14). The data collection period ran from June 2021 to May 2022.

The costing sub-study sample was a cross-sectional study carried out in the first five non-severe cases and first five severe cases enrolled in each PHC, over a specific week each month. The selection was carried out over a 12-month period, with a weekly rotation of the selection week over the 4 weeks of the month to account for seasonal variations in diseases (such as malaria during the rainy season and pneumonia during the dry season), as well as variations in households' ability to pay for care throughout the month.

Data collection

Costs borne by households are defined in Table 1. Briefly, direct costs were separated into medical (direct payments made by households for health services and care consumed by their child) and non-medical costs (i.e transport to and from the PHC, caregiver accommodation during hospitalisation etc). Expenses related to food and drink and those incurred after death were not considered. Indirect costs represented the loss of income due to the interruption of work or the household's income-generating activity (IGA) due to the illness. The daily income from field work was USD 1.8 in Burkina Faso, USD 3.6 in Guinea and USD 4.5 in Mali and Niger according to an ad hoc survey of households carried during the period.

Cost data were collected after discharge from the PHC, outside the facility, on day 5 after the index IMCI consultation for non-severe cases, and during hospital stay then on day 14 for severe cases. Costs were collected based on receipts or, failing that, declarative, in the national currency of each country. Costs were converted into United States Dollar (USD) using the official average exchange rate for 2021 (USD 1 = 9,838.05 Guinean francs and USD 1 =554.53 CFA francs) (31,32). Cost data have not been adjusted or discounted.

Sociodemographic and clinical data, as well as the main diagnosis based on the IMCI diagnosis blocks or the ICD-10 code, were collected (33).

Analysis

Distributions of characteristics between children selected for the cost study and children not selected and characteristics of all children enrolled in the cost study stratified according to the disease severity, and by country were described and compared using the Pearson's chi-square test, Wilcoxon signed-ranks test or Student's t-test, where appropriate, at the 5% significance level.

Qualitative variables were presented as numbers (percentages), while quantitative variables were expressed as mean (standard deviation) or median (Q1: 1st quartile ; Q3: 3rd quartile), depending on their distribution.

Costs in 2021 USD were described in median terms (Q1 ; Q3) for all children by country. To determine the proportion of households with high health expenditure, we used the concept of excessive expenditure rather than catastrophic expenditure due to lack of information on household consumption and/or income (34,35). In each country, households with direct medical costs above a threshold amount determined by the Tukey method ($Q3+k*(Q3-Q1)$, $k=1.5$) defined excessive expenditure (36).

Factors associated with costs were investigated in two-part models for Burkina Faso and Niger, where there is TEP, first describing the probability of a household out-of-pocket expenditure with a logistic regression, before identifying associated factors with the costs among those who had health

expenditures using an ordinary least squares (OLS) regression model with log transformation of costs (chosen according to the Box-Cox test, $p < 0.05$ for $\lambda = 0$) (37). In Guinea and Mali where only PEP exists and a majority of households experienced out-of-pocket payments, factors associated with the amount of direct payments were investigated in standard generalized linear models (GLM) : the Box-cox test in Guinea ($p < 0.05$ for $\lambda = 0$) and Mali ($p = 0.993$ for $\lambda = 0$) and the modified Parks test (Coefficient = 3.3) led us to use a log link and Gaussian distribution in Guinea and inverse Gaussian distribution in Mali. If no payments were made (45 children in Guinea, and 10 in Mali), direct payments were set at USD 0.1 for modelling purposes.

All models were adjusted for socio demographic variables (age, sex and severity of the illness level of education of the head of the household, IGA of the main child's caregiver), accessibility to PHC variables (delay since the onset of symptoms, transport means used and length of the transport from home to PHC), structural variables (place of acquisition of prescribed medicines: PHC or RH depot or private pharmacies). The place of medicines acquisition was used as an indicator of their actual availability at PHC or RH depot, assuming that households would prefer to obtain medicines from the PHC depot, as they are provided free of charge in Burkina Faso and Niger or at more affordable prices than in private pharmacies in Guinea and Mali.

All analyses were performed in Stata Version 14.2 software (Stata Corporation, Texas, USA).

Patient and public involvement

This study was conducted using programmatic data collected routinely with the MOH authorization. Patients were not involved in the analysis plan or result interpretation. Patients did not contribute to the writing or editing of this manuscript.

Results

Study sample

Between June 2021 and May 2022, of the 39,360 children <5 years attending IMCI consultations in the 16 AIRE research PHCs, 15,836 were included in the AIRE main analyses in Burkina Faso, Guinea, Mali and Niger (Figure 1). Detailed description of children enrolled is provided elsewhere (25). At PHC level 941(6.8%) of the 13,838 non-severe IMCI cases identified, and 757 (37.9%) of the 1,998 severe cases were selected for the cost study. After exclusion of missing and loss to follow-up data, 940 (99.8%) non-severe cases and 745 (98.4%) severe cases were analyzed. A comparison of individual and family characteristics between children selected in the cost sample and the children not selected according to illness severity and country showed an independent distribution in the two groups, with the exception of Mali. The proportion of children whose principal caregiver has an IGA was significantly higher in those included in our study than those not selected, for both severe and non-severe cases in Mali (Appendix 1).

Characteristics of children included are described in table 2. Median age ranged from 13 months [8-26] in Niger to 26 months [3-43] in Burkina Faso. In more than half to 80% of households, the head of household had never attended school, and with the exception of Guinea, only less than a third of child's main caregivers has an income-generating activity. Overall, IMCI visits to PHC were mostly carried out later than two days after the onset of symptoms, with higher proportions for severe cases compared to non-severe cases. The transport duration from home to the PHC was less than 30 minutes for most households. Overall, malaria was the most frequent main diagnosis retained, ranging from 31% to 50% for non-severe cases and from 48% to 90% for severe cases, followed by respiratory diseases and malnutrition. Among severe cases, in Niger, 74% were referred to RH, this

was much higher than in other countries (29% in Burkina Faso, 13% in Mali and 19% in Guinea). In Burkina Faso, Guinea and Mali, medicines were purchased within the PHC or hospital depot, subsidised according to country-specific payment exemption policies. In Niger, 86% of non-severe cases and 54% of severe cases, purchased medicines outside of PHCs or hospitals.

Costs

The median [Q1-Q3] medical direct costs (MDC) for the management of non-severe cases at the PCH were USD 0 [0 - 1.4], 3.6 [1.9 - 5.6], 5.0 [3.8 - 6.7] and 7.1 [5.1 - 9.1] in Burkina Faso, Niger, Mali and Guinea, respectively (Table 3). Among non-severe cases, the main item for household health expenditure was the purchase of medicines ranging from 79% of total MDC in Guinea to 100% in Burkina Faso. In addition, consultation fees at the PHC level represented 21%, 12% and 1% in Mali, Guinea and Niger, respectively (Appendix 2).

The MDC for the management of severe cases, wherever their place of management (PHC and/or RH) ranged from USD 1.6 [0 - 6.0], 7.4 [0.9 - 13.9], 8.6 [3.1 - 13.2] to 14.4 [6.7 - 22.7] in Burkina Faso, Mali, Guinea and Niger, respectively (Table 3). Similarly to non-severe cases, the purchase of medicines was the main item of expenditure, representing 75%, 90%, 73% and 59% of total MDC in Burkina Faso, Niger, Mali and Guinea, respectively. The second item of expenditure depends on the exemption policy. In countries with TEP, it was the cost of transferring children from the PHCs to the RH, reaching 23% in Burkina Faso (Appendix 2). Among households who paid for the transfer from PHC to RH, the mean expenditure was USD 3.0 in Burkina Faso, USD 6.1 in Niger USD 2.7 (Appendix 3). In countries with PEP, it was related to PHC visit and hospital admission fees (32%) in Mali, and to exam cost (16%) in Guinea (Appendix 2).

Overall, in Burkina Faso and Niger where TEP exists, 38% (148/385) and 89% (374/418) respectively of the households made at least one direct payment for their child's care. Of these, the mean MDC was USD 7.0 in Burkina Faso and USD 11.8 in Niger. In Mali and Guinea with PEP, the mean cost was USD 8.8 and 10.6 respectively. For severe cases, MDC mean costs ranged from USD 9.9 in Burkina Faso to USD 20.2 in Niger (Appendix 4). MDC costs were defined as excessive for 26.4%, 10.2%, 7.3%, and 11.9% of the households in Burkina Faso, Niger, Guinea and Mali, respectively (Appendix 5).

For all countries, the median non-medical direct cost was USD 0 [0-0] for non-severe cases and ranged from USD 0.6 [0 - 1.8] in Burkina Faso to 1.4 [0 - 2.7] in Niger for severe cases. Non-medical direct costs were mainly transport expenses from home to PHC (Table 3).

Among severe cases, in Burkina Faso, Guinea and Mali, over a third of households family members stopped working to care for their child; in Niger, this proportion was 2.7%. The average estimated loss of income per episode of serious illness ranged from USD 7.9 in Guinea to USD 29.7 in Niger (Appendix 4).

Medical direct costs, non-medical direct costs and indirect costs were significantly higher for severe cases compared to non-severe cases in all of the countries (Table 3).

Factors associated with direct payments

Table 4 (4a-4d) presents factors associated with direct payments for the four countries separately, in adjusted analyses.

In Burkina Faso and Niger, where there are TEPs, the strongest independent factors for any out-of-pocket payments were the severity of the disease and the purchase of at least one prescribed medicine outside the PHC or RH depot. In Burkina Faso, families of children < 2 months were four

times as likely to make out-of-pocket payments compared to older children 2-59 months, whereas in Niger, families of younger children were less likely to make out-of-pocket payments compared to 2-59 month-olds (aOR = 0.24; 95% CI: 0.08 - 0.76). Furthermore, in Niger we found that out-of-pocket payments were more likely for boys compared to girls (aOR=2.95; 95% CI: 1.25-6.94) and when the principal caregiver had an IGA (aOR=3.4; 95% CI: 1.03-11.53) (Table 4b).

In all countries, regardless of exemption policies, expenses were significantly higher among severe cases compared to non-severe cases. Other determinants varied per country. Among those who had expenses, these were higher where the household head had a primary school or higher education compared to no education in Burkina Faso (aOR=1.45; 95%CI: 1.01-2.08) and in Niger (aOR=1.36; 95% CI: 1.16-1.60). In Niger, Mali and Guinea, we found that purchasing medicine outside the PHC/hospital depot was associated with significantly higher expenses. In addition, in Guinea, expenses were significantly higher in boys compared to girls (aOR: 0.48; 95% CI: 0.24-0.94) and in older children aged 2-59 months compared to < 2 months (aOR: 0.97; 95% CI: 0.72-1.31) in Mali.

Discussion

Our study provides original findings on estimating the household costs of care and associated factors for IMCI children under 5 seeking care at PHCs according to their disease severity, and separately in four West African countries. We report several findings. First, households are subject to out-of-pocket payments in all the countries, regardless of any kind of exemption policy. Second, we found that these payments were mostly for purchasing medicines outside of PHCs and RHs and when the case was severe. Third, in multivariate analyses, we found that determinants of out-of-pocket payments and the amount of these expenses varied by setting, but overall, purchasing medicines outside of the PHC or RH and case severity were strongly associated with both having an out-of-pocket payment in settings where there is TEP and with the amount of these payments in all countries except in Burkina Faso where purchasing medicines outside of the PHC or RH were not associated to the amount.

Overall, the medical direct costs borne by households for the management of any episode of illness were the lowest in Burkina Faso, but highest for the care management of severe cases in Niger, reaching up to USD 14.4, despite the total exemption policies for the health care of children under 5 implemented in Burkina Faso and Niger. Furthermore, in countries with PEP, out-of-pocket payments amounted reached to USD 7.4 and USD 8.6, respectively in Mali and in Guinea, despite malaria being the main diagnosis in more than two-thirds of the severe cases, and total exemption of direct payments for malaria management. In addition to MDC, we also report high transport costs to and from the PHC from home and loss of income associated with severe cases. In our study setting, the minimum wage varies from USD 49 to 72 in the formal sector and 13.8% and 50.6% of the population live below the extreme poverty threshold (USD 2.15 per day) (38-42). These significant non-medical and medical direct costs associated with the care of a child and borne by household do not allow PEP or TEP alone to protect households from the poverty trap. Our results highlight the insufficiency of current free care policies aimed at eliminating or reducing household direct payments to improve affordability of primary care for children under 5. This can lead to delayed access to care: we found that a high proportion of children presented at their PHC more than two days after the onset of symptoms.

Regardless of the case severity and country, nearly all MDCs were explained by the purchase of medicines in private pharmacies, outside of the PHCs and RHs. These purchases are most likely a

result of the lack of availability and stock outs of medicines in the public PHC and RH depots. Furthermore, we found that MDCs were, greater for severe cases and in some settings, such as Burkina Faso, that out-of-pockets payments were associated with young age suggesting that medicines stock-outs may also be related to the lack of specific galenic forms suitable for the youngest children, including children under 2 months of age. Additionally, we hypothesise that essential medicines supposed to be delivered to public structures face frequent stock-outs according to different mechanisms depending on payment policies. In Burkina Faso and Niger where there are TEPs, medicine stock-outs are likely attributed to delays in reimbursing invoices issued by public health facilities for the care delivered free of charge to beneficiaries, resulting in an irregular supply of medicines used by these beneficiaries at PHC and HRs pharmacy depots. In Niger, a study reported in 2009 that reimbursement delays reached up to 9 months in one health district (43). In addition, the lump sum given by the government is not sufficient to adequately reimburse health structures in Niger (27). Since the introduction of the TEP in Niger in 2006, the delay in reimbursing invoices issued by health facilities has amounted to 25 billion CFA francs in 2015, according to a study by Niger's national statistics institute (44). This financial shortfall likely leads to frequent stock-outs, which could persist over the long term. In Niger's PHCs, only 14 % of non-severe cases received all the medicines prescribed free of charge, compared with 71% in Burkina Faso.

In hospitals, these proportions were 46% and 90% respectively. Of note, in Burkina Faso, since the implementation of the TEP in 2016, out of a total of 32 billion CFA francs in reimbursement requests, 26 billion had been reimbursed at the end of 2019 (45). In Mali and Guinea who have implemented PEPs, and for whom we make the same observations, stock-outs may be the result of insufficient or delayed delivery from the public pharmaceutical depots (30,46). The high amounts of direct payments may be also explained by inappropriate medicine prescriptions, particularly antibiotics overprescription. This is common to all four countries, and according to the WHO, more than 40% of antibiotic prescriptions in primary healthcare in low and middle-income countries are inappropriate (47). In the AIRE research, as investigated elsewhere, we found high proportions of antibiotic prescriptions among children classified as simple IMCI cases in all countries, even though no antibiotic therapy is recommended for the management of these cases (48). We also hypothesise that medicines prescribed were not necessarily those on the list of essential medicines which are supposed to be less costly and more importantly, available in PHCs and RHs.

Out of all four countries, out-of-pocket payments for the management of severe cases were the highest in Niger, despite PEP. This difference can be explained by a higher referral rate to RHs (73% vs 29% in other countries), which leads to additional transfer costs to RH, where care management is more specialised and potentially more expensive. This high referral rate to RH in Niger could be explained by the geographic proximity of the PHCs and the RH particularly in Niamey. These high costs are 90% related to medicine purchases outside of the RH, which is extremely concerning in terms of availability. Furthermore we found that in Niger, care of children < 2 months were less likely to induce expenses. Unfortunately we have data on the outcome only for severe cases, but we hypothesise that these younger may not have received adequate care due to delayed visits to the PHC (82%) and the lack of medicines in appropriate galenic forms and dosages, which led to early deaths resulting in the absence of MDC. There is an urgent need to improve financing modalities to ensure a regular and adequate supply of medicines at all levels of the health pyramid. We found that sex also played a role in out-of-pockets costs. In Niger, an expenditure was up to 3 times more likely in males compared to females. In Guinea out-of-pockets costs were significantly higher in males compared to females. This may be related to socio-cultural households' preference for male children in Africa, sometimes also expressed by women, as reported in health surveys carried out in 29

African countries (49). This will need further investigation regarding the mortality outcomes of these children.

Our results are in line with previous studies conducted in West Africa and other African settings such as Tanzania which have shown that exemption policies do not make it possible to eliminate direct payments (17,18,43,50–52). Several studies have also shown that the purchasing of medicines outside of the public pharmacy depots, due to stock-outs, was the main determinant of direct payments (35,53). Our results for Burkina Faso are consistent with those of a study carried out there one year after the implementation of the exemption policy, showing that 31% of households had made direct payments, with the following determinants: young age (0 to 6 months) and the severity of the disease. (18).

This study presents several limitations. First, MDC may be underestimated in these countries due to the medicines being supplied as part of the AIRE project, even though these supplies did not specifically target the children included in the project. In some cases, it may have been overestimated. Our results showed that direct payments were higher for children whose head of household had a primary or higher level of education or whose main caregiver had an IGA. Expenditure not incurred due to insufficient resources has not been taken into account. In Mali, the proportion of non-severe and severe cases whose principal caregiver has an IGA was significantly higher in children included in cost study. Non-serious cases were also significantly higher in Burkina Faso. Second, data on household income or consumption were not collected to determine the proportion of households experiencing catastrophic expenditure in each country, but these proportions were obtained using the excessive out-of-pocket expenditure. Finally, it does not provide information on the strategies adopted by households to cope with these expenses.

Nevertheless, our study is one of the first to attempt to measure the direct and indirect costs of caring for children under 5 to households making a significant contribution to the very limited scientific literature on health economic evaluation in these contexts. It thus provides an unique opportunity to compare the implementation of health policies at each national level, using standardised data allowing to better understand obstacles and levers of the success of an exemption policy in sub-Saharan Africa. By reporting harmonised data spent of medical direct costs, mostly based on payment receipts provided by the families, distantly from the influence of the healthcare staff and as close as possible to the health event, between D1 and D5 for non-severe cases and during hospitalisation for severe cases, then at D14 for health expenditure incurred after hospital discharge, we though the results of our study are accurate enough.

Conclusion

The results of this study, carried out as part of the AIRE project, highlight the persistence of out-of-pocket payments, despite total or partial exemption policies for children under 5. These expenses remain high, particularly for the treatment of severe cases that need to be hospitalised, leading to delayed seeking of care. The probability of an out-of-pocket payment and its expense was strongly associated with the purchase of medicines outside of PHCs and RHs, underlying stock-outs and the limitations in public structures delivering less costly treatment than in private pharmacies. Although it is clear that the mobilisation of financial resources is insufficient to support free healthcare policies, there is a need for further research to determine efficient financing modalities to ensure a regular and adequate supply of medicines in public health facilities. Our study thus provides essential information and hypotheses for potential actions aimed at improving health policies towards the

affordability of primary healthcare for children under 5, and for better implementation of universal health coverage in sub-Saharan Africa.

Tables and Figures

Table 1: Definition of direct and indirect household costs for the care of children seen in IMCI consultations at the PHC and referral hospital. AIRE project, June 2021 to May 2022

	Direct costs		Indirect costs
	Medical expenditures	Non-medical expenditures	
Primary healthcare centre (PHC)	Primary Healthcare Centre visit	Transport: home to the PHC, purchase of medication and tests, and PHC to home	Loss of income due to interruption of income-generating activity related to illness*
	Medicines		
	Complementary exam		
	All medical and surgical care		
	Medical observation		
Referral hospital (RH)	Transfer from PHC to hospital	Transport: home to the PHC, purchase of medication and tests, and hospital to home	Loss of income due to interruption of income-generating activity related to illness*
	Hospital admission fees		
	Medicines		
	Complementary exam	Parental housing during hospitalisation	
	All medical and surgical care, including oxygen therapy	Care for children left at home	
	Hospitalisation		

PHC: Primary Healthcare Centre

* Amount of loss of income was estimated by multiplying the total number of days lost by household members who had an income-generating activity by the daily income from field work in each context. Intangible costs were not considered.

Table 2: Characteristics of children included at PHCs in the cost analysis according to exemption user fees policy, severity of the disease and country, AIRE project, June 2021-May 2022

	Non-severe cases					Severe cases				
	Total exemption policy		Partial exemption policy		<i>p-value</i>	Total exemption policy		Partial exemption policy		<i>p-value</i>
	Burkina Faso (N=239)	Niger (N=232)	Guinea (N=231)	Mali (N=238)		Burkina Faso (N=146)	Niger (N=186)	Guinea (N=211)	Mali (N=202)	
Median age, months [q1 - q3]	18 [7-36]	13 [8-26]	19 [8-34]	17 [8-36]	0.028	26 [3-43]	16 [9-24]	24 [11-36]	19 [7-36]	0.002
Male sex, n (%)	132 (55)	124 (53)	114 (49)	138 (58)	0.295	87 (60)	101 (54)	113 (54)	104 (51)	0.505
Education level of the head of household, n (%)					<0.001					<0.001
None	192 (80)	133 (57)	120 (52)	152 (64)		123 (84)	138 (74)	111 (53)	140 (69)	
Primary level and up	47 (20)	99 (43)	111 (48)	86 (36)		23 (16)	48 (26)	100 (47)	62 (31)	
Income-generating activity of the child's caregiver, n (%)	61 (26)	57 (25)	126 (55)	76 (32)	<0.001	24 (16)	26 (14)	107 (51)	56 (28)	<0.001
Time since onset of symptoms ≥2 days, n (%)	135 (56)	128 (55)	195 (84)	160 (67)	<0.001	80 (55)	153 (82)	182 (86)	145 (72)	<0.001
Means of transport to PHC, n (%)					<0.001					<0.001
Foot/Cart/Bike	192 (81)	186 (80)	84 (37)	64 (27)		85 (59)	117 (63)	71 (34)	36 (18)	
Taxi: car/Motorcycle/Bus	46 (19)	46 (20)	145 (59)	172 (73)		60 (41)	68 (37)	140 (60)	161 (82)	
Transport duration from home to PHC ≥30 minutes, n (%)	131 (55)	58 (25)	50 (22)	49 (21)	0.004	15 (10)	79 (42)	65 (31)	54 (27)	<0.001
Main diagnosis of child illness*, n (%)					<0.001					<0.001
Malaria	87 (36)	73 (31)	116 (50)	81 (34)		82 (56)	79 (48)	189 (90)	133 (68)	
Respiratory disease	64 (27)	60 (25)	66 (29)	54 (23)		11 (8)	38 (23)	5 (2)	26 (13)	
Malnutrition	8 (3)	30 (13)	19 (8)	39 (16)		11 (8)	39 (23)	3 (1)	10 (5)	
Place of care management, n (%)										<0.001
At Primary Health Center (PHC)	239 (100)	232 (100)	231 (100)	238 (100)	NA	103 (71)	50 (27)	192 (91)	168 (83)	
At PHC, then Referral Hospital (RH)	NA	NA	NA	NA		43 (29)	136 (73)	19 (9)	34 (17)	
Place of purchase of medicines n (%)					<0.001					<0.001
PHC or RH	169 (71)	33 (14)	194 (84)	214 (90)		131 (90)	85 (46)	170 (81)	185 (92)	
At least one purchased outside of PHC or RH	70 (29)	199 (86)	37 (16)	24 (10)		15 (10)	101 (54)	41 (19)	17 (8)	
Death at D14	NA*	NA*	NA*	NA*		8 (5)	19 (10)	1 (0)	15 (7)	<0.001

* IMCI diagnosis for non-severe cases, or ICD-10 code for severe cases ; NA: Not applicable ; NA*: Not available.

Table 3 Direct and indirect costs for households (median cost for all children and mean cost for children whose households have incurred expenses) in 2021 US dollars per child under 5 seen in IMCI consultations at PHCs and referral hospital, according to case severity, exemption policy and country, AIRE project, June 2021-May 2022.

	Total exemption policy						Partial exemption policy					
	Burkina Faso			Niger			Guinea			Mali		
	Non-severe cases (N=239)	Severe cases (N=146)	p-value	Non-severe cases (N=232)	Severe cases (N=186)	p-value	Non-severe cases (N=231)	Severe cases (N=211)	p-value	Non-severe cases (N=238)	Severe cases (N=202)	p-value
Medical direct cost												
Median cost [q1-q3] of all children included	0 [0 - 1.4]	1.6 [0 - 6.0]	<0.001	3.6 [1.9 - 5.6]	14.4 [6.7 - 22.7]	<0.001	7.1 [5.1 - 9.1]	8.6 [3.1 - 13.2]	<0.001	5.0 [3.8 - 6.7]	7.4 [0.9 - 13.9]	<0.001
PHC visit / Hospital admission fees	0 [0 - 0]	0 [0 - 0]		0 [0 - 0]	0 [0 - 0]		0.5 [0.5 - 1.0]	1.1 [0 - 1.1]		0.9 [0.9 - 0.9]	0.9 [0.9 - 0.9]	
Medicines prescribed at PHC and/or hospital	0 [0 - 1.4]	0 [0 - 5.2]		3.6 [1.9 - 5.5]	13.6 [6.3 - 21.3]		6.1 [4.6 - 7.6]	7.1 [0 - 10.7]		4.1 [2.9 - 5.6]	5.9 [0 - 10.8]	
Complementary exams	0 [0 - 0]	0 [0 - 0]		0 [0 - 0]	0 [0 - 0]		0 [0 - 0]	1.1 [0 - 2.0]		0 [0 - 0]	0 [0 - 0]	
Transfer from PHC to hospital	NA	0 [0 - 1.1]		NA	0 [0 - 1.8]		NA	0 [0 - 0]		NA	0 [0 - 0]	
Other of direct medical cost item*	0 [0 - 0]	0 [0 - 0]		0 [0 - 0]	0 [0 - 0]		0 [0 - 0]	0 [0 - 0]		0 [0 - 0]	0 [0 - 0]	
Mean (SD) cost:												
All children included	0.9 (2.1)	5.6 (10.3)		4.0 (2.9)	18.8 (16.8)		7.3 (3.7)	12.1 (14.3)		5.5 (3.0)	12.2 (18.4)	
Children with households expenditures (cost>0)	3.4 (2.8)	9.9 (12.1)		4.6 (2.7)	20.2 (16.6)		7.5 (3.6)	14.9 (14.5)		5.5 (2.9)	12.8 (18.6)	
Non-Medical direct cost												
Median cost [q1-q3] of all children included	0 [0 - 0]	0.6 [0 - 1.8]	<0.001	0 [0 - 0]	1.4 [0 - 2.7]	<0.001	0 [0 - 0]	1.0 [0 - 2.0]	<0.001	0 [0 - 0]	1.2 [0.7 - 2.2]	<0.001
Transport: home to the PHC, purchase of medication and tests, and PHC to home	0 [0 - 0]	0.6 [0 - 1.8]		0 [0 - 0]	1.4 [0 - 2.7]		0 [0 - 0]	1.0 [0 - 2.0]		0 [0 - 0]	1.3 [0.7 - 2.2]	
Other direct non-medical cost items**	0 [0 - 0]	0 [0 - 0]		0 [0 - 0]	0 [0 - 0]		0 [0 - 0]	0 [0 - 0]		0 [0 - 0]	0 [0 - 0]	
Mean (SD) cost:												
All children included	0.0 (0.2)	2.1 (5.5)		0.0 (0.2)	2.4 (3.1)		0.1 (0.6)	1.3 (1.3)		0.0 (0.0)	2.2 (7.2)	
Children with households expenditures (cost>0)	1.2 (0.4)	3.7 (6.9)		1.5 (0.6)	3.2 (3.3)		1.9 (1.0)	1.8 (1.2)		0 (0.0)	2.6 (7.8)	
Direct cost												
Median cost [q1-q3] of all children included	0 [0 - 0]	0 [0 - 3.6]	<0.001	0 [0 - 0]	0 [0 - 0]	0.039	0 [0 - 0]	0 [0 - 3.6]	<0.001	0 [0 - 0]	4.5 [0 - 9.0]	<0.001
Mean (SD) cost:												
All children included	0.0 (0.0)	3.2 (5.5)		0.0 (0.0)	0.7 (5.9)		1.1 (3.2)	3.4 (5.4)		0.6 (1.6)	6.5 (11.5)	
Children with households expenditures (cost>0)	0.0 (0.0)	8.0 (6.2)		0.0 (0.0)	29.7 (22.9)		6.1 (5.4)	7.9 (5.7)		4.8 (1.1)	12.7 (13.4)	

NA: Not applicable

* Medical and surgical care, including oxygen therapy and Medical observation / Hospitalisation

** Parental housing during hospitalisation and Care for children left at home

Table 4: Factors associated with direct payments for the care of children under-5 attending IMCI consultations in Burkina Faso (table 4a) and Niger (table 4b), Guinea (table 4c) and Mali (table 4d). AIRE project, June 2021 to May 2022

Table 4a: Factors associated with direct payments in Burkina Faso using an adjusted two-part model (Part 1: logistic regression, Part 2: Ordinary Least Squares with log transformation). N=385

	No medical expenditure (N=237)	Medical expenditure (N=148)	Part 1: factors associated with direct payment, N=385			Part 2: determinants of the amount of direct payment, N=148		
	N (%)	N (%)	aOR*	IC95%	P-value	aCoef**	IC95%	P-value
Sex								
Female (ref)	107 (64)	59 (36)	1			1		
Male	130 (59)	89 (41)	1.25	0.63 - 2.48	0.516	0.81	0.61 - 1.09	0.164
Age of the child								
Equal or more than 2 months (ref)	215 (65)	114 (35)	1			1		
Less than 2 months	22 (39)	34 (61)	4.10	1.68 - 10.00	0.002	0.78	0.55 - 1.13	0.188
Illness severity								
Non-severe cases (ref)	174 (73)	65 (27)	1			1		
Severe cases	63 (43)	83 (57)	161.73	21.72 - 1204.34	<0.001	2.51	1.61 - 3.93	<0.001
Education level of the head household								
No (ref)	199 (63)	116 (37)	1			1		
Primary level and up	38 (54)	32 (46)	1.69	0.65 - 4.39	0.278	1.45	1.01 - 2.08	0.043
Income-generating activity of the main child caregiver								
No (ref)	190 (63)	110 (37)	1			1		
Yes	47 (55)	38 (45)	1.18	0.45 - 3.09	0.742	0.85	0.60 - 1.21	0.371
Time to visit PHC since onset of symptoms								
Less than 2 days (ref)	103 (61)	67 (39)	1			1		
From the 2nd day	134 (42)	81 (38)	1.23	0.62 - 2.46	0.555	1.33	0.99 - 1.78	0.058
Transport duration to PHC								
Less than 30 minutes (ref)	213 (62)	128 (38)	1			1		
Equal or more than 30 minutes	24 (55)	20 (45)	1.23	0.42 - 3.61	0.707	1.24	0.81 - 1.90	0.328
All medicines delivered at PHC or RH depot								

Yes (ref)	231 (78)	64 (22)	1				1			
No	6 (7)	84 (93)	2064.13	239.72	-	17773.66	<0.001	1.12	0.71 - 1.77	0.636

*aOR : adjusted odds ratio ;

**aCoef : adjusted coefficients

Adjustment for sociodemographic variables (age, sex, level of education of head of household, income-generating activity of the main child's caregiver), clinical variables (severity of illness), PHC accessibility variables (time elapsed since onset of symptoms and duration of transport between home and PHC) and structural variables (place of acquisition of prescribed drugs: PHC or RH depot or private pharmacies).

Table 4b: Factors associated with direct payments in Niger using an adjusted two-part model (Part 1: logistic regression, Part 2: Ordinary Least Squares with log transformation) N=418

	No medical expenditure (N=44)	Medical expenditure (N=374)	Part 1: factors associated with direct payment, N=418			Part 2: determinants of the amount direct payment, N=374		
	N (%)	N (%)	aOR*	IC95%	P-value	aCoef**	IC95%	P-value
Sex								
Female (ref)	26 (13)	167 (87)	1			1		
Male	18 (8)	207 (92)	2.95	1.25 - 6.94	0.014	1.02	0.89 - 1.18	0.765
Age of the child								
Equal or more than 2 months (ref)	38 (10)	339 (90)	1			1		
Less than 2 months	6 (15)	35 (85)	0.24	0.08 - 0.76	0.016	0.88	0.69 - 1.12	0.287
Illness severity								
Non-severe cases (ref)	31 (13)	201 (87)	1			1		
Severe cases	13 (7)	173 (93)	4.40	1.71 - 11.32	0.002	4.04	3.47 - 4.70	<0.001
Education level of the head of household								
No (ref)	27 (10)	244 (90)	1			1		
Primary level and up	17 (12)	130 (88)	0.82	0.31 - 2.12	0.678	1.36	1.16 - 1.60	<0.001
Income-generating activity of the main child caregiver								
No (ref)	37 (11)	298 (89)	1			1		
Yes	7 (8)	76 (92)	3.44	1.03 - 11.53	0.045	1.21	1.00 - 1.46	0.051
Time to visit PHC since onset of symptoms								
Less than 2 days (ref)	19 (14)	118 (86)	1			1		
From the 2nd day	25 (9)	256 (91)	0.97	0.39 - 2.42	0.956	1.08	0.92 - 1.27	0.319
Transport duration to PHC								
Less than 30 minutes (ref)	32 (11)	249 (89)	1			1		
Equal or more than 30 minutes	12 (9)	125 (91)	0.38	0.14 - 1.02	0.054	1.16	0.99 - 1.35	0.066

All medicines delivered at PHC or RH depot

<i>Yes (ref)</i>	32 (49)	33 (51)	1				1		
<i>No</i>	12 (3)	341 (97)	81.38	28.08	-	235.89	<0.001	1.66	1.28 - 2.16 <0.001

*aOR : adjusted odds ratio ;

**aCoef : adjusted coefficients

Adjustment for sociodemographic variables (age, sex, level of education of head of household, income-generating activity of the main child's caregiver), clinical variables (severity of illness), PHC accessibility variables (time elapsed since onset of symptoms and duration of transport between home and PHC) and structural variables (place of acquisition of prescribed drugs: PHC or RH depot or private pharmacies).

Table 4c: Factors associated with direct payments in Guinea using an adjusted Generalized linear model with a log link and gaussian distribution. N=442

	aCoef*	IC95%	P-value
Sex			
<i>Female (ref)</i>	1		
<i>Male</i>	1.25	1.07 - 1.46	0.006
Age of the child			
<i>Equal or more than 2 months (ref)</i>	1		
<i>Less than 2 months</i>	0.48	0.24 - 0.94	0.032
Illness severity			
<i>Non-severe cases (ref)</i>	1		
<i>Severe cases</i>	2.00	1.62 - 2.45	<0.001
Education level of the head of household			
<i>No (ref)</i>	1		
<i>Primary level and up</i>	0.70	0.59 - 0.82	<0.001
Income-generating activity of the main child caregiver			
<i>No (ref)</i>	1		
<i>Yes</i>	1.05	0.89 - 1.23	0.561
Time to visit PHC since onset of symptoms			
<i>Less than 2 days (ref)</i>	1		
<i>From the 2nd day</i>	1.11	0.84 - 1.47	0.468
Transport duration to PHC			
<i>Less than 30 minutes (ref)</i>	1		
<i>Equal or more than 30 minutes</i>	0.97	0.81 - 1.15	0.699
All medicines delivered at PHC or RH depot			
<i>Yes (ref)</i>	1		
<i>No</i>	2.97	2.49 - 3.54	<0.001

*aCoef : adjusted coefficients

Adjustment for sociodemographic variables (age, sex, level of education of head of household, income-generating activity of the main child's caregiver), clinical variables (severity of illness), PHC accessibility variables (time elapsed since onset of symptoms and duration of transport between home and PHC) and structural variables (place of acquisition of prescribed drugs: PHC or RH depot or private pharmacies).

Table 4d: Factors associated with direct payments in Mali using an adjusted Generalized linear model with log link and inverse gaussian distribution N=440

	aCoef	IC95%	P-value
Sex			
<i>Female (ref)</i>	1		
<i>Male</i>	1.03	0.87 - 1.23	0.719
Age of the child			
<i>Equal or more than 2 months (ref)</i>	1		
<i>Less than 2 months</i>	0.97	0.72 - 1.31	0.853
Illness severity			
<i>Non-severe cases (ref)</i>	1		
<i>Severe cases</i>	2.19	1.79 - 2.68	<0.001
Education level of the head of household			
<i>No (ref)</i>	1		
<i>Primary level and up</i>	1.01	0.83 - 1.22	0.944
Income-generating activity of the main child caregiver			
<i>No (ref)</i>	1		
<i>Yes</i>	0.87	0.72 - 1.04	0.125
Time to visit PHC since onset of symptoms			
<i>Less than 2 days (ref)</i>	1		
<i>From the 2nd day</i>	1.00	0.82 - 1.21	0.961
Transport duration to PHC			
<i>Less than 30 minutes (ref)</i>	1		
<i>Equal or more than 30 minutes</i>	0.98	0.79 - 1.22	0.867
All medicines delivered at PHC or RH depot			
<i>Yes (ref)</i>	1		
<i>No</i>	1.44	1.05 - 1.98	0.024

*aCoef : adjusted coefficients

Adjustment for sociodemographic variables (age, sex, level of education of head of household, income-generating activity of the main child's caregiver), clinical variables (severity of illness), PHC accessibility variables (time elapsed since onset of symptoms and duration of transport between home and PHC) and structural variables (place of acquisition of prescribed drugs: PHC or RH depot or private pharmacies).

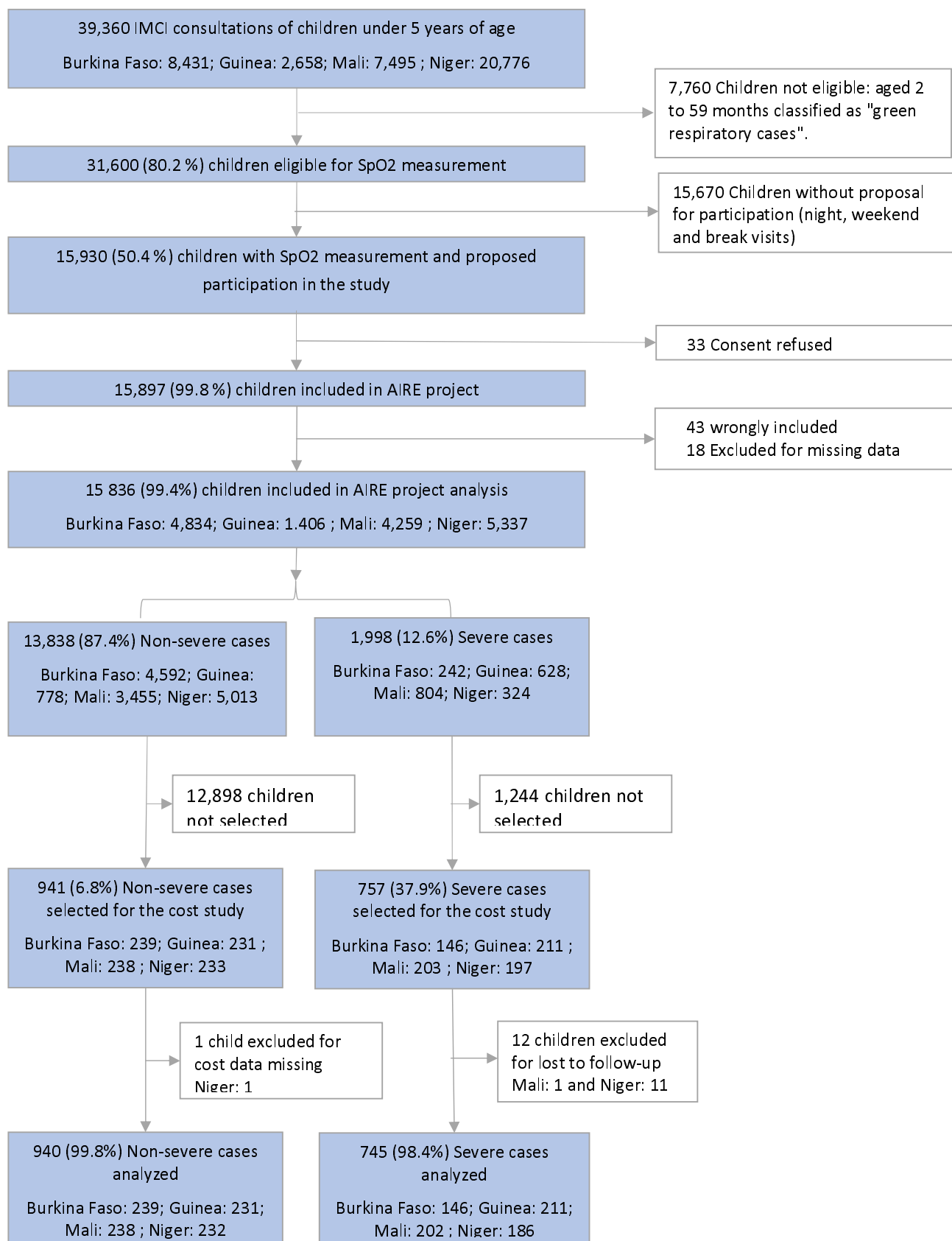


Figure 1: Flow chart of children selected and included in the cost analysis in the AIRE project, June 2021 to May 2022

References

1. World Bank Open Data [Internet]. [cited 2023 Jul 13]. World Bank Open Data. Available from: <https://data.worldbank.org>
2. Keitel K, D'Acremont V. Electronic clinical decision algorithms for the integrated primary care management of febrile children in low-resource settings: review of existing tools. *Clinical Microbiology and Infection* [Internet]. 2018 Aug 1 [cited 2023 Jul 14];24(8):845–55. Available from: [https://www.clinicalmicrobiologyandinfection.com/article/S1198-743X\(18\)30352-5/fulltext](https://www.clinicalmicrobiologyandinfection.com/article/S1198-743X(18)30352-5/fulltext)
3. Institute for Health Metrics and Evaluation [Internet]. [cited 2023 Jul 14]. GBD Compare. Available from: <http://vizhub.healthdata.org/gbd-compare>
4. Focus 2030 [Internet]. [cited 2023 Jul 10]. Objectif de Développement Durable n°3: Bonne santé et bien-être. Available from: https://focus2030.org/Objectif_de_developpement_no3_Bonne_sante_et_bien_etre
5. Hardon A. Ten best readings in ... the Bamako Initiative. *Health Policy and Planning* [Internet]. 1990 Jun 1 [cited 2023 Jul 9];5(2):186–9. Available from: <https://doi.org/10.1093/heapol/5.2.186>
6. Problems and priorities regarding recurrent costs: United Nations Children's Fund, Executive Board, 1988 session. 1988 Feb;25 p. : Available from: <http://digitallibrary.un.org/record/196193>
7. Bertone MP, Witter S. The complex remuneration of human resources for health in low-income settings: policy implications and a research agenda for designing effective financial incentives. *Human Resources for Health* [Internet]. 2015 Jul 28 [cited 2023 Jul 10];13(1):62. Available from: <https://doi.org/10.1186/s12960-015-0058-7>
8. Mathauer I, Mathivet B, Kutzin J, Organization WH. Free health care policies: opportunities and risks for moving towards UHC [Internet]. World Health Organization; 2017 [cited 2023 Jul 10]. Report No.: WHO/HIS/HGF/PolicyBrief/17.2. Available from: <https://apps.who.int/iris/handle/10665/255588>
9. Robert E, Ridde V. Global health actors no longer in favor of user fees: a documentary study. *Globalization and Health* [Internet]. 2013 Jul 26 [cited 2023 Jul 9];9(1):29. Available from: <https://doi.org/10.1186/1744-8603-9-29>
10. John EU. The Impacts of User Fees on Health Services in Sub-Saharan African Countries: A Critical Analysis of the Evidence. *American Journal of Public Health Research* [Internet]. 2013 Jan 23 [cited 2023 Jul 9];1(8):196–202. Available from: <http://pubs.sciepub.com/ajphr/1/8/1/abstract.html>
11. La gestion des finances publiques en tant que catalyseur de la réforme du financement de la santé: preuves tirées des politiques de gratuité des soins de santé mises en œuvre au Burkina Faso, au Burundi et au Niger [Internet]. [cited 2023 Jul 17]. Available from: <https://www.tandfonline.com/doi/epdf/10.1080/23288604.2022.2064731?needAccess=true&role=button>
12. 1c.pdf [Internet]. [cited 2023 Jul 17]. Available from: <http://www.malimedical.org/2012/1c.pdf>

13. Spaan E, Mathijssen J, Tromp N, McBain F, ten Have A, Baltussen R. The impact of health insurance in Africa and Asia: a systematic review. *Bull World Health Organ* [Internet]. 2012 Sep 1 [cited 2023 Sep 25];90(9):685–92. Available from: <https://www.ncbi.nlm.nih.gov/pmc/articles/PMC3442382/>
14. Chenge MF, Van der Venet J, Luboya NO, Vanlerberghe V, Mapatano MA, Criel B. Health-seeking behaviour in the city of Lubumbashi, Democratic Republic of the Congo: results from a cross-sectional household survey. *BMC Health Services Research* [Internet]. 2014 Apr 15 [cited 2023 Sep 25];14(1):173. Available from: <https://doi.org/10.1186/1472-6963-14-173>
15. Nabyonga Orem J, Mugisha F, Kirunga C, Macq J, Criel B. Abolition of user fees: the Uganda paradox. *Health Policy and Planning* [Internet]. 2011 Sep 1 [cited 2023 Sep 25];26(suppl_2):ii41–51. Available from: <https://doi.org/10.1093/heapol/czr065>
16. Laokri S, Weil O, Drabo KM, Dembelé SM, Kafando B, Dujardin B. Removal of user fees no guarantee of universal health coverage: observations from Burkina Faso. *Bull World Health Organ*. 2013 Apr 1;91(4):277–82.
17. Meda IB, Baguïya A, Ridde V, Ouédraogo HG, Dumont A, Kouanda S. Out-of-pocket payments in the context of a free maternal health care policy in Burkina Faso: a national cross-sectional survey. *Health Economics Review* [Internet]. 2019 Mar 27 [cited 2023 Jun 29];9(1):11. Available from: <https://doi.org/10.1186/s13561-019-0228-8>
18. Tapsoba LDG, Yara M, Nakovics MI, Somda SMA, Lohmann J, Robyn PJ, et al. Do Out-of-Pocket Payments for Care for Children under 5 Persist Even in a Context of Free Healthcare in Burkina Faso? Evidence from a Cross-Sectional Population-Based Survey. *Healthcare* [Internet]. 2023 Jan [cited 2023 Jun 29];11(10):1379. Available from: <https://www.mdpi.com/2227-9032/11/10/1379>
19. Gouws E, Bryce J, Habicht JP, Amaral J, Pariyo G, Schellenberg JA, et al. Improving antimicrobial use among health workers in first-level facilities: results from the multi-country evaluation of the Integrated Management of Childhood Illness strategy. *Bull World Health Organ* [Internet]. 2004 Jul [cited 2023 Jul 10];82(7):509–15. Available from: <https://www.ncbi.nlm.nih.gov/pmc/articles/PMC2622903/>
20. Rakha MA, Abdelmoneim ANM, Farhoud S, Pièche S, Cousens S, Daelmans B, et al. Does implementation of the IMCI strategy have an impact on child mortality? A retrospective analysis of routine data from Egypt. *BMJ Open* [Internet]. 2013 Jan 24 [cited 2023 Jul 10];3(1):e001852. Available from: <https://www.ncbi.nlm.nih.gov/pmc/articles/PMC3563136/>
21. Tanzania IMCI Multi-Country Evaluation Health Facility Survey Study Group. The effect of Integrated Management of Childhood Illness on observed quality of care of under-fives in rural Tanzania. *Health Policy and Planning* [Internet]. 2004 Jan 1 [cited 2023 Jul 10];19(1):1–10. Available from: <https://academic.oup.com/heapol/article-lookup/doi/10.1093/heapol/czh001>
22. WHO_CHS_CAH_99.1_fre.pdf [Internet]. [cited 2023 Jul 10]. Available from: https://apps.who.int/iris/bitstream/handle/10665/66826/WHO_CHS_CAH_99.1_fre.pdf?sequence=1&isAllowed=y
23. English M, Ngama M, Musumba C, Wamola B, Bwika J, Mohammed S, et al. Causes and outcome of young infant admissions to a Kenyan district hospital. *Arch Dis Child* [Internet]. 2003 May [cited 2023 Jul 10];88(5):438–43. Available from: <https://www.ncbi.nlm.nih.gov/pmc/articles/PMC1719579/>

24. Raman S, Prince NJ, Hoskote A, Ray S, Peters MJ. Admission Pao2 and Mortality in Critically Ill Children: A Cohort Study and Systematic Review. *Pediatric Critical Care Medicine* [Internet]. 2016 Oct [cited 2023 Jul 10];17(10):e444. Available from: https://journals.lww.com/pccmjournal/Abstract/2016/10000/Admission_Pao2_and_Mortality_in_Critically_Ill.31.aspx
25. Hedible GB, Louart S, Neboua D, Catala L, Anago G, Sawadogo AG, et al. Evaluation of the routine implementation of pulse oximeters into integrated management of childhood illness (IMCI) guidelines at primary health care level in West Africa: the AIRE mixed-methods research protocol. *BMC Health Serv Res*. 2022 Dec 24;22(1):1579.
26. Ousseini A, Kafando Y. La santé financière des dispositifs de soin face à la politique de gratuité. Les comités de gestion au Niger. *Afrique contemporaine* [Internet]. 2012 [cited 2023 Jun 13];243(3):65–76. Available from: <https://www.cairn.info/revue-afrique-contemporaine1-2012-3-page-65.htm>
27. Ridde V, Queuille L, Kafando Y, Robert É. Transversal analysis of public policies on user fees exemptions in six West African countries. *BMC Health Services Research* [Internet]. 2012 Nov 20 [cited 2023 Jul 26];12(1):409. Available from: <https://doi.org/10.1186/1472-6963-12-409>
28. Richard F, Antony M, Witter S, Kelley A, Sieleunou I, Kafando Y, et al. Fee Exemption for Maternal Care in Sub-Saharan Africa: A Review of 11 Countries and Lessons for the Region. 2013 Jul [cited 2023 Jul 17]; Available from: <https://test-eresearch.qmu.ac.uk/handle/20.500.12289/3250>
29. Touré L. User fee exemption policies in Mali: sustainability jeopardized by the malfunctioning of the health system. *BMC Health Serv Res*. 2015;15 Suppl 3(Suppl 3):S8.
30. Evaluation-nationale-de-la-Chaine-dapprovisionnement-de-la-Guinée.pdf [Internet]. [cited 2023 Oct 6]. Available from: <https://portail.sante.gov.gn/wp-content/uploads/2022/12/Evaluation-nationale-de-la-Chaine-dapprovisionnement-de-la-Guin%C3%A9e.pdf>
31. World Bank Open Data [Internet]. [cited 2023 Jun 9]. World Bank Open Data. Available from: <https://data.worldbank.org>
32. Historique du taux de change du dollar américain (USD) en franc guinéen (GNF) du 06 avril 2021 [Internet]. [cited 2023 Jun 9]. Available from: <https://www.exchange-rates.org/fr/historique/usd-gnf-2021-04-06>
33. ICD-10 Version:2019 [Internet]. [cited 2023 Jul 24]. Available from: <https://icd.who.int/browse10/2019/en>
34. Mukherjee S, Haddad S, Narayana D. Social class related inequalities in household health expenditure and economic burden: evidence from Kerala, south India. *Int J Equity Health* [Internet]. 2011 Jan 7 [cited 2023 Jun 27];10:1. Available from: <https://www.ncbi.nlm.nih.gov/pmc/articles/PMC3024220/>
35. Ameer AB, Ridde V, Bado AR, Ingabire MG, Queuille L. User fee exemptions and excessive household spending for normal delivery in Burkina Faso: the need for careful implementation. *BMC Health Services Research* [Internet]. 2012 Nov 21 [cited 2023 Jun 27];12(1):412. Available from: <https://doi.org/10.1186/1472-6963-12-412>
36. exploratorydataanalysis_tukey.pdf [Internet]. [cited 2023 Jun 27]. Available from: http://theta.edu.pl/wp-content/uploads/2012/10/exploratorydataanalysis_tukey.pdf

37. Belotti F, Deb P, Manning WG, Norton EC. Twopm: Two-Part Models. *The Stata Journal* [Internet]. 2015 Apr 1 [cited 2023 Jun 27];15(1):3–20. Available from: <https://doi.org/10.1177/1536867X1501500102>
38. Burkina.pdf [Internet]. [cited 2023 Jul 20]. Available from: <https://www.ilo.org/dyn/travail/docs/1744/Burkina>
39. MLI-103437.pdf [Internet]. [cited 2023 Jul 20]. Available from: <http://www.ilo.int/dyn/natlex/docs/ELECTRONIC/103437/125643/F-1903060536/MLI-103437.pdf>
40. NER-108794.pdf [Internet]. [cited 2023 Jul 20]. Available from: <https://www.ilo.org/dyn/natlex/docs/MONOGRAPH/108794/134670/F1315829269/NER-108794.pdf>
41. Codes en vigueur [Internet]. [cited 2023 Jul 20]. Available from: <https://www.invest.gov.gn/page/code-en-vigueur?onglet=code-du-travail>
42. [cited 2023 Jul 20]. Available from: <https://pip.worldbank.org/country-profiles/NER>
43. Ridde V, Diarra A, Moha M. User fees abolition policy in Niger: Comparing the under five years exemption implementation in two districts. *Health Policy* [Internet]. 2011 Mar 1 [cited 2023 Jul 26];99(3):219–25. Available from: <https://www.sciencedirect.com/science/article/pii/S0168851010002782>
44. Etude_sur_la_gratuite_des_soins_au_niger.pdf [Internet]. [cited 2023 Oct 5]. Available from: https://www.stat-niger.org/wp-content/uploads/renaloc/Etude_sur_la_gratuite_des_soins_au_niger.pdf
45. Gratuite-in-Burkina-Faso_Final-FR.pdf [Internet]. [cited 2023 Oct 6]. Available from: https://thinkwell.global/wp-content/uploads/2020/10/Gratuite-in-Burkina-Faso_Final-FR.pdf
46. Rapport d'évaluation du système de gestion logistique des médicaments essentiels du Mali [Internet]. [cited 2023 Oct 6]. Available from: https://pdf.usaid.gov/pdf_docs/PA00T5FR.pdf
47. Shankar PR. Medicines use in primary care in developing and transitional countries: fact book summarizing results from studies reported between 1990 and 2006. *Bull World Health Org* [Internet]. 2009 Oct 1 [cited 2023 Jul 25];87(10):804–804. Available from: <http://www.who.int/bulletin/volumes/87/10/09-070417.pdf>
48. Gres E. Pratiques de prescriptions des antibiotiques selon la classification AWARE chez les enfants de moins de cinq ans au niveau décentralisé et en milieu hospitalier en Afrique de l'Ouest (2021-2022).
49. Garenne M, Stiegler N, Bouchard JP. Filles ou garçons ? Préférences exprimées aux enquêtes démographiques de pays africains et sud-asiatiques. *Annales Médico-psychologiques, revue psychiatrique* [Internet]. 2023 Jan 1 [cited 2023 Jul 25];181(1):87–95. Available from: <https://www.sciencedirect.com/science/article/pii/S0003448722003468>
50. Asante FA, Chikwama C, Daniels A, Armar-klemesu M. Evaluating the economic outcomes of the policy of fee exemption for maternal delivery care in Ghana. *Ghana Medical Journal* [Internet]. 2007 [cited 2023 Jul 26];41(3). Available from: <https://www.ajol.info/index.php/gmj/article/view/55277>

51. Kruk ME, Mbaruku G, Rockers PC, Galea S. User fee exemptions are not enough: out-of-pocket payments for 'free' delivery services in rural Tanzania. *Tropical Medicine & International Health* [Internet]. 2008 [cited 2023 Jul 26];13(12):1442–51. Available from: <https://onlinelibrary.wiley.com/doi/abs/10.1111/j.1365-3156.2008.02173.x>
52. Traoré S, Some WAL, Ouattara CA, Traoré IT, Méda ZC, Savadogo GLB. Paiement additionnel malgré la gratuité des soins au Burkina Faso. *Santé Publique* [Internet]. 2023 [cited 2023 Nov 17];35(3):307–14. Available from: <https://www.cairn.info/revue-sante-publique-2023-3-page-307.htm>
53. Sato M, Gilson L. Exploring health facilities' experiences in implementing the free health-care policy (FHCP) in Nepal: how did organizational factors influence the implementation of the user-fee abolition policy? *Health Policy and Planning* [Internet]. 2015 Dec 1 [cited 2023 Jul 26];30(10):1272–88. Available from: <https://doi.org/10.1093/heapol/czu136>

Acknowledgements:

Children, families, UNITAID and The AIRE Research Study Group:
Country investigators: Ouagadougou, Burkina Faso: S. Yugbaré Ouédraogo (PI), V. M. Sanon Zombré (CoPI), Conakry, Guinea: M. Sama Cherif (CoPI), I. S. Diallo (CoPI), D. F. Kaba, (PI). Bamako, Mali: A. A. Diakité (PI), A. Sidibé, (CoPI). Niamey, Niger: H. Abarry Souleymane (CoPI), F. Tidjani Issagana Dikouma (PI). **Research coordinators & data centers: Inserm U1295, Toulouse 3 University, France:** H. Agbeci (Int Health Economist), L. Catala (Research associate), D. L. Dahourou (Research associate), S. Desmonde (Research associate), E. Gres (PhD Student), G. B. Hedible (Int research project manager), V. Leroy (research coordinator), L. Peters Bokol (Int clinical research monitor), J. Tavarez (Research project assistant), Z. Zair (Statistician, Data scientist). **CEPED, IRD, Paris, France:** S. Louart (process manager), V. Ridde (process coordination). **Inserm U1137, Paris, France :** A. Cousien (Research associate). **Inserm U1219, EMR271 IRD, Bordeaux University, France :** R. Becquet (Research associate), V. Briand (Research associate), V. Journot (Research associate). **PACCI, CHU Treichville, Abidjan, Côte d'Ivoire :** S. Lenaud (Int data manager), C. N'Chot (Research associate), B. Seri (Supervisor IT), C. Yao (data manager supervisor). **Consortium NGOs partners: Alima-HQ (consortium lead), Dakar, Sénégal:** G. Anago (Int Monitoring Evaluation Accountability And Learning Officer), D. Badiane (Supply chain manager), M. Kinda (Director), D. Neboua (Medical officer), P. S. Dia (Supply chain manager), S. Shepherd (referent NGO), N. di Mauro (Operations support officer), G. Noël (Knowledge broker), K. Nyoka (Communication and advocacy officer), W. Taokreo (Finance manager), O. B. Couliadiati Lompo (Finance manager), M. Vignon (Project Manager). **Alima, Conakry, Guinea:** P. Aba (clinical supervisor), N. Diallo (clinical supervisor), M. Ngaradoum (Medical Team Leader), S. Léo (data collector), A. T. Sow (data collector), A. Baldé (data collector), A. Soumah (data collector), B. Baldé (data collector), F. Bah (data collector), K. C. Millimouno (data collector), M. Haba (data collector), M. Bah (data collector), M. Soumah (data collector), M. Guilavogui (data collector), M. N. Sylla (data collector), S. Diallo (data collector), S. F. Dounfangadouno (data collector), T. I. Bah (data collector), S. Sani (data collector), C. Gngongoue (Monitoring Evaluation Accountability And Learning Officer), S. Gaye (Monitoring Evaluation Accountability And Learning Officer), J. P. Y. Guilavogui (Clinical Research Assistant), A. O. Touré (Country health economist), J. S. Kolié (Country clinical research monitor), A. S. Savadogo (country project manager). **Alima, Bamako, Mali:** F. Sangala (Medical Team Leader), M. Traore (Clinical supervisor), T. Konare (Clinical supervisor), A. Coulibaly (Country health economist), A. Keita (data collector), D. Diarra (data collector), H. Traoré (data collector), I. Sangaré (data collector), I. Koné (data collector), M. Traoré (data collector), S. Diarra (data collector), V. Opoue (Monitoring Evaluation Accountability And Learning Officer), F. K. Keita (medical coordinator), M. Dougabka (Clinical research assistant then Monitoring Evaluation Accountability And Learning Officer), B. Dembélé (data collector then Clinical research assistant), M. S. Doumbia (country health economist), G. D. Kargougou (country clinical research monitor), S. Keita (country project manager). **Solthis-HQ, Paris:** S. Bouille (NGO referent), S. Calmettes (NGO referent), F. Lamontagne (NGO referent). **Solthis, Niamey:** K. H. Harouna (clinical supervisor), B. Moutari (clinical supervisor), I. Issaka (clinical supervisor), S. O. Assoumane (clinical supervisor), S. Dioiri (Medical Team Leader), M. Sidi (data collector), K. Sani Alio (Country supply chain officer), S. Amina (data collector), R. Agbokou (Clinical research assistant), M. G. Hamidou (Clinical Research Assistant), S. M. Sani (Country health economist), A. Mahamane, Aboubacar Abdou (data collector), B. Ousmane (data collector), I Kabirou

(data collector), I. Mahaman (data collector), I Mamoudou (data collector), M. Baguido (data collector), R. Abdoul (data collector), A. Sahabi (data collector), F. Seini (data collector), Z. Hamani (data collector), L-Y B Meda (Country clinical research monitor), Mactar Niome (country project manager), X. Toviho (Monitoring Evaluation Accountability And Learning Officer), I. Sanouna (Monitoring Evaluation Accountability And Learning Officer), P. Kouam (program officer). **Terre des hommes-HQ, Lausanne:** S. Busière (NGO referent), F. Triclin (NGO referent). **Terre des hommes, BF:** A. Hema (country project manager), M. Bayala (leDA IT), L. Tapsoba (Monitoring Evaluation Accountability And Learning Officer), J. B. Yaro (Clinical research assistant), S. Sougue (Clinical research assistant), R. Bakyono (Country health economist), A.G. Sawadogo (Country clinical research monitor), A. Soumah (data collector), Y. A. Lompo (data collector), B. Malgoubri (data collector), F. Douamba (data collector), G. Sore (data collector), L. Wangraoua (data collector), S. Yamponi (data collector), S. I. Bayala (data collector), S. Tiegna (data collector), S. Kam (data collector), S. Yoda (data collector), M. Karantao (data collector), D. F. Barry (Clinical supervisor), O. Sanou (clinical supervisor), N. Nacoulma (Medical Team Leader), N. Semde (clinical supervisor), I. Ouattara (Clinical supervisor), F. Wango (clinical supervisor), Z. Gneissien (clinical supervisor), H. Congo (clinical supervisor). **Terre des hommes, Mali:** Y. Diarra (clinical supervisor), B. Ouattara (clinical supervisor), A. Maiga (data collector), F. Diabate (data collector), O. Goita (data collector), S. Gana (data collector), S. Diallo (data collector), S. Sylla (data collector), D. Coulibaly (Tdh project manager), N. Sakho (NGO referent). **Country SHS team: Burkina Faso:** K. Kadio (consultant and research associate), J. Yougbaré (data collector), D. Zongo (data collector), S. Tougouma (data collector), A. Dicko (data collector), Z. Nanema (data collector), I. Balima (data collector), A. Ouedraogo (data collector), A. Ouattara (data collector), S. E. Coulibaly (data collector). **Guinea:** H. Baldé (consultant and research associate), L. Barry (data collector), E. Duparc Haba (data collector). **Mali:** A. Coulibaly (consultant and research associate), T. Sidibe (data collector), Y. Sangare (data collector), B. Traore (data collector), Y. Diarra (data collector). **Niger:** A. E. Dagobi (consultant and research associate), S. Salifou (data collector), B. Gana Moustapha Chétima (data collector), I. H. Abdou (data collector)

Appendix

Appendix 1

Table: Comparison of children selected for the cost study versus unselected children according to disease severity and country in the AIRE project, June 2021 to May 2022

	Burkina Faso (N=4,834)					
	Non-severe cases (N=4 592)			Severe cases (N=242)		
	No cost sample (n=4 353)	Cost sample (n=239)	<i>p-value</i>	No cost sample (n=96)	Cost sample (n=146)	<i>p-value</i>
Child's age: median age in month	19	18	0.580	24	26	0.832
Child's sex: Male (%)	52	55	0.332	52	60	0.249
Education level of head household: Primary level and up (%)	82	80	0.426	15	16	0.805
Income-generating activity of the main child caregiver: Yes (%)	20	26	0.032	17	16	0.963
Consultation delay from from the onset symptoms: less than 2 days (%)	45	44	0.575	38	45	0.235
Transport modalities: Foot/Cart/Bike (%)	84	81	0.176	69	59	0.121
	Guinea (N=1,406)					
	Non-severe cases (N=778)			Severe cases (N=628)		
	No cost sample (n=547)	Cost sample (n=231)	<i>p-value</i>	No cost sample (n=417)	Cost sample (n=211)	<i>p-value</i>
Child's age: median age in month	15	19	0.125	24	24	0.793
Child's sex: Male (%)	52	49	0.574	49	54	0.273
Education level of head household: Primary level and up (%)	49	52	0.452	54	47	0.120
Income-generating activity of the main child caregiver: Yes (%)	50	55	0.297	51	51	0.979
Consultation delay from from the onset symptoms: less than 2 days (%)	15	16	0.731	10	14	0.116
Transport modalities: Foot/Cart/Bike (%)	30	37	0.037	27	34	0.088

Table (continued): Comparison of children selected for the cost study versus those unselected according to severity and country in the AIRE project, June 2021 to May 2022

	Mali (N=4,259)					
	No severe cases (N=3 455)			Severe cases (N=804)		
	No cost sample (n=3 217)	Cost sample (n=238)	<i>p-value</i>	No cost sample (n=602)	Cost sample (n=202)	<i>p-value</i>
Child's age: median age in month	18	17	0.305	24	20	0.256
Child's sex: Male (%)	54	58	0.241	52	52	0.965
Education level of head household: Primary level and up (%)	69	64	0.120	42	31	0.004
Income-generating activity of the main child caregiver: Yes (%)	24	32	0.007	19	28	0.006
Consultation delay from from the onset symptoms: less than 2 days (%)	30	33	0.385	25	28	0.329
Transport modalities: Foot/Cart/Bike (%)	26	28	0.512	11	20	0.001
	Niger (N=5,337)					
	Non-severe cases (N=5 013)			Severe cases (N=324)		
	No cost sample (n=4 781)	Cost sample (n=232)	<i>p-value</i>	No cost sample (n=138)	Cost sample (n=186)	<i>p-value</i>
Child's age: median age in month	15	13	0.195	10	16	0.000
Child's sex: Male (%)	53	53	0.845	49	54	0.371
Education level of head household: Primary level and up (%)	51	57	0.060	41	36	0.003
Income-generating activity of the main child caregiver: Yes (%)	21	25	0.224	7	14	0.057
Consultation delay from from the onset symptoms: less than 2 days (%)	48	45	0.314	28	18	0.035
Transport modalities: Foot/Cart/Bike (%)	81	80	0.667	53	63	0.056

Appendix 2

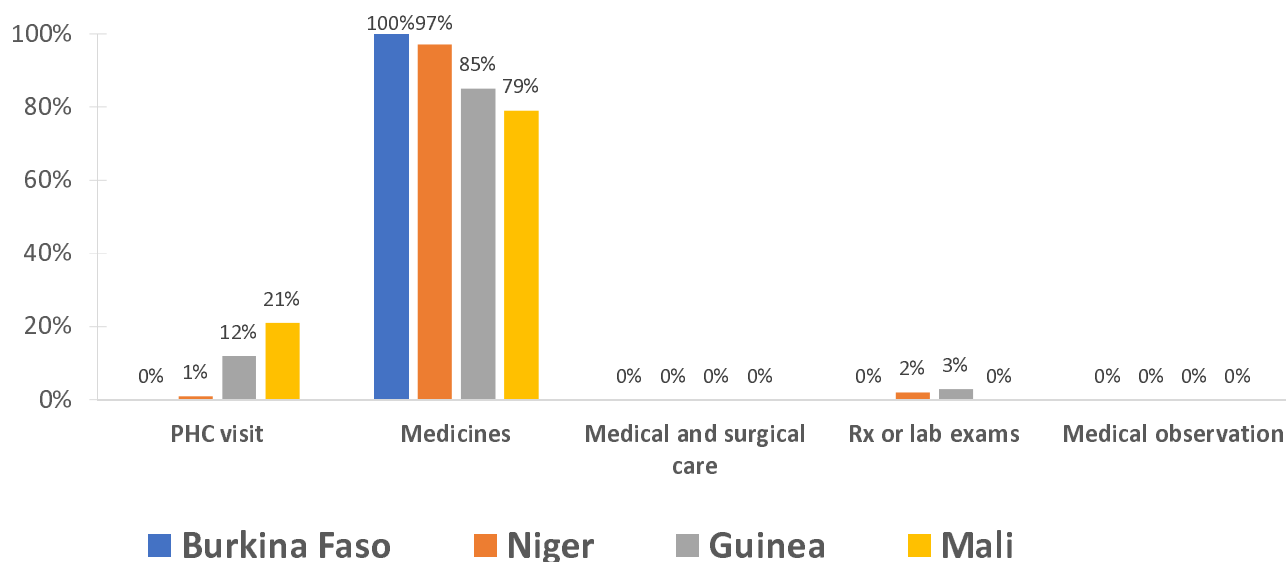


Figure 1: Distribution of different types of medical direct costs for non-severe cases according to country

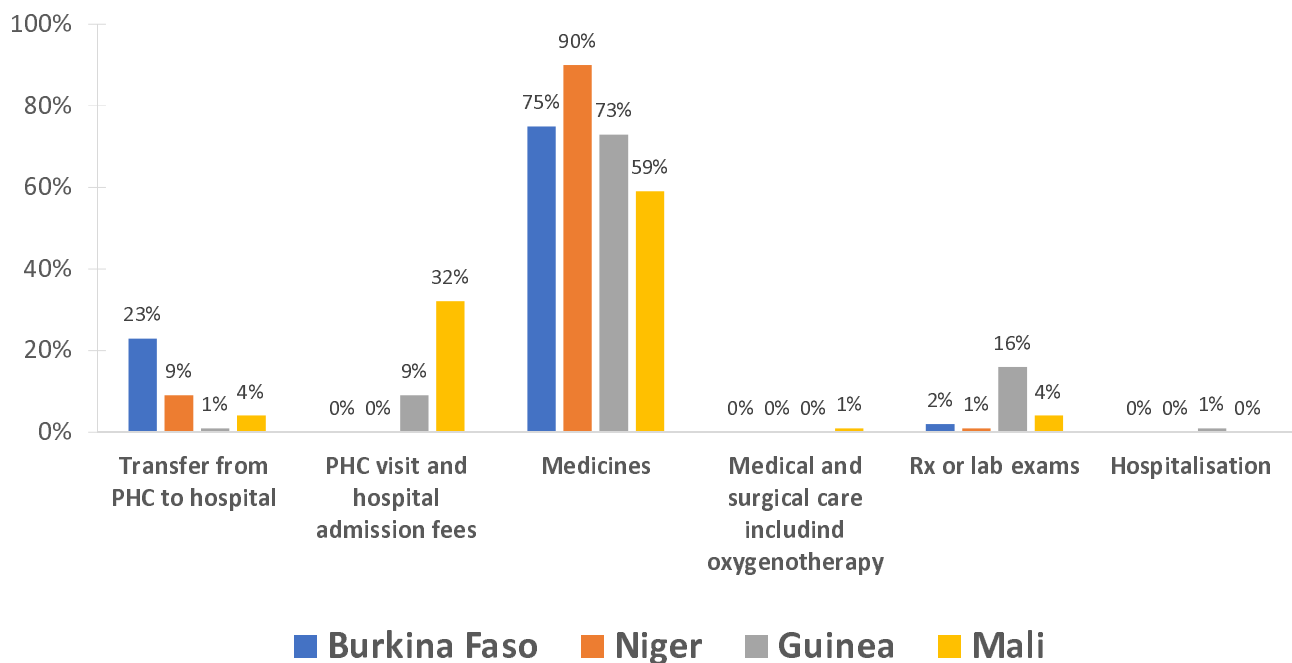


Figure 2: Distribution of different types of medical direct costs for severe cases according to country

Table: Number (percentage), mean (standard deviation), minimum and maximum of medicines cost per episode of illness of a child under the age of 5 among children whose households incurred expenses, according to severity and country.

	Number	Percentage	Mean	Standard deviation	Min	Max
Non-severe cases						
Burkina Faso (N=239)	65	27.2%	3.4	2.8	0.6	17.0
Guinea (N=231)	226	97.8%	6.5	3.2	0.0	16.8
Mali (N=238)	237	99.6%	4.6	2.9	0.0	25.2
Niger (N=232)	201	86.6%	4.5	2.6	0.0	13.3
Severe cases						
Burkina Faso (N=146)	83	56.8%	7.4	8.5	0.0	44.9
Guinea (N=211)	171	81.0%	10.7	9.0	0.0	52.9
Mali (N=202)	193	95.5%	8.1	8.9	0.0	56.4
Niger (N=186)	173	93.0%	17.5	13.5	0.0	60.5

Appendix 3

Table: Number (percentage), mean (standard deviation), minimum and maximum transfer costs from primary healthcare centre to referral hospital among children with a severe case for whom households incurred transfer costs according to the country.

Countries	Severe cases	Referred to HR accepted n (%)	Referred cases with household transfer expenditure	Mean of household transfer expenditure	Standard deviation	Min	Max
Burkina Faso	146	43 (29)	43	3	1.6	0.5	6.5
Guinea	211	19 (9)	19	2.7	3.5	0.3	13.2
Mali	202	34 (17)	31	11.8	27.3	1.4	99.5
Niger	186	136 (73)	70	6.1	6.8	0.5	22.5

Appendix 4

Table: Number (percentage), mean (standard deviation), minimum and maximum per episode of illness for a child whose households incurred expenses, according to severity, type of cost and country for children under-5 enrolled in the AIRE cost study.

	Total exemption user fees policy						Partial exemption user fees policy					
	Burkina Faso			Niger			Guinea			Mali		
	Non-severe cases (N=239)	severe cases (N=146)	All cases (N=385)	Non-severe cases (N=232)	Severe cases (N=186)	All cases (N=418)	Non-severe cases (N=231)	Severe cases (N=211)	All cases (N=442)	Non-severe cases (N=238)	Severe cases (N=202)	All cases (N=440)
Medical direct cost												
Number (%)	65 (27.2)	83 (56.8)	148 (38.4)	201 (86.6)	173 (93.0)	374 (89.4)	226 (97.8)	171 (81.0)	397 (89.8)	237 (99.6)	193 (95.5)	430 (97.7)
Mean (SD)	3.4 (2.8)	9.9 (12.1)	7,0 (9.7)	4.6 (2,7)	20.2 (16.6)	11.8 (13.8)	7.5 (3.6)	14.9 (14.5)	10.6 (10.6)	5.5 (2.9)	12.8 (18.6)	8.8 (13.2)
Min	0.6	0.5	0.5	0.5	1.8	0.5	0.5	0.4	0.4	0.9	0.4	0.4
Max	16.9	74.8	74.8	13.5	78.5	78.5	20.3	73.2	73.2	26.1	133.8	133.8
Non-medical direct cost												
Number (%)	9 (3.8)	84 (57.5)	93 (24.1)	4 (2.7)	136 (73.1)	140 (33.5)	18 (7.8)	147 (69.7)	165 (37.3)	0	171 (84.6)	171 (38.9)
Mean (SD)	1.2 (0.4)	3.7 (6.9)	3.5 (6.6)	1.5 (0.6)	3.2 (3.3)	3.2 (3.2)	1.9 (1.0)	1.8 (1.2)	1.8 (1.2)	-	2.6 (7.8)	2.6 (7.8)
Min	0.5	0.3	0.3	0.7	0.4	0.4	0.3	0.4	0.3	-	0.3	0.3
Max	1.6	57.7	57.7	2.2	20.9	20.9	4.3	6.6	6.6	-	101.0	101.0
Indirect cost												
Number (%)	16 (6.7)	58 (39.7)	74 (19.2)	0	5 (2.7)	5 (1.2)	40 (17.3)	92 (43.6)	132 (29.9)	30 (12.6)	103 (50.9)	133 (30.2)
Mean (SD)	3.0 (1.3)	8.0 (6.2)	6.9 (5.9)	-	29.7 (22.9)	29.7 (22.9)	6.1 (5.4)	7.9 (5.7)	7.3 (5.6)	4.8 (1.1)	12.7 (13.4)	10.9 (12.2)
Min	1.8	1.8	1.8	-	4.5	4.5	3.6	3.6	3.5	4.5	4.5	4.5
Max	5.4	21.6	21.6	-	54.1	54.1	28.5	32.0	32.0	9	54.1	54.1

Appendix 5

Table: Number and percentage of households with excessive expenditure among households with direct payment for the care of children under 5 according to country

Countries	K = 1.5			K = 1			K = 0.5		
	Threshold *	Number	Percentage	Threshold *	Number	Percentage	Threshold *	Number	Percentage
Burkina Faso (N=148)	6.31	39	26.4%	5.05	50	33.8%	3.79	64	43.2%
Guinea (N=397)	20.33	29	7.3%	17.28	37	9.3%	14.23	62	15.6%
Mali (N=430)	17.07	51	11.9%	14.32	51	11.9%	11.58	70	16.3%
Niger (N=374)	28.36	38	10.2%	23.26	44	11.8%	18.17	73	19.5%

Threshold determined by the Tukey method: $Q3+k(Q3-Q1)$ with k as a constant varying from 0.5, 1 or 1.5

Appendix 6: CHEERS 2022 Checklist

	Item	Guidance for Reporting	Reported in section
TITLE			
Title	1	Identify the study as an economic evaluation and specify the interventions being compared.	Yes
ABSTRACT			
Abstract	2	Provide a structured summary that highlights context, key methods, results and alternative analyses.	Yes
INTRODUCTION			
Background and objectives	3	Give the context for the study, the study question and its practical relevance for decision making in policy or practice.	Yes
METHODS			
Health economic analysis plan	4	Indicate whether a health economic analysis plan was developed and where available.	Not developed/available
Study population	5	Describe characteristics of the study population (such as age range, demographics, socioeconomic, or clinical characteristics).	Yes
Setting and location	6	Provide relevant contextual information that may influence findings.	Yes
Comparators	7	Describe the interventions or strategies being compared and why chosen.	Not relevant
Perspective	8	State the perspective(s) adopted by the study and why chosen.	Yes
Time horizon	9	State the time horizon for the study and why appropriate.	Yes
Discount rate	10	Report the discount rate(s) and reason chosen.	Not relevant
Selection of outcomes	11	Describe what outcomes were used as the measure(s) of benefit(s) and harm(s).	Not relevant
Measurement of outcomes	12	Describe how outcomes used to capture benefit(s) and harm(s) were measured.	Not relevant
Valuation of outcomes	13	Describe the population and methods used to measure and value outcomes.	Not relevant
Measurement and valuation of resources and costs	14	Describe how costs were valued.	Yes
Currency, price date, and conversion	15	Report the dates of the estimated resource quantities and unit costs, plus the currency and year of conversion.	Yes
Rationale and description of model	16	If modelling is used, describe in detail and why used. Report if the model is publicly available and where it can be accessed.	Not relevant
Analytics and assumptions	17	Describe any methods for analysing or statistically transforming data, any extrapolation methods, and approaches for validating any model used.	Yes
Characterizing heterogeneity	18	Describe any methods used for estimating how the results of the study vary for sub-groups.	Yes
Characterizing distributional effects	19	Describe how impacts are distributed across different individuals or adjustments made to reflect priority populations.	Not relevant
Characterizing uncertainty	20	Describe methods to characterize any sources of uncertainty in the analysis.	Not relevant
Approach to engagement with patients and others affected by the study	21	Describe any approaches to engage patients or service recipients, the general public, communities, or stakeholders (e.g., clinicians or payers) in the design of the study.	Yes
RESULTS			
Study parameters	22	Report all analytic inputs (e.g., values, ranges, references) including uncertainty or distributional assumptions.	Yes
Summary of main results	23	Report the mean values for the main categories of costs and outcomes of interest and summarise them in the most appropriate overall measure.	Yes
Effect of uncertainty	24	Describe how uncertainty about analytic judgments, inputs, or projections affect findings. Report the effect of choice of discount rate and time horizon, if applicable.	Not applicable
Effect of engagement with patients and others affected by the study	25	Report on any difference patient/service recipient, general public, community, or stakeholder involvement made to the approach or findings of the study	Yes
DISCUSSION			
Study findings, limitations, generalizability, and current knowledge	26	Report key findings, limitations, ethical or equity considerations not captured, and how these could impact patients, policy, or practice.	Yes
OTHER RELEVANT INFORMATION			
Source of funding	27	Describe how the study was funded and any role of the funder in the identification, design, conduct, and reporting of the analysis	Yes
Conflicts of interest	28	Report authors conflicts of interest according to journal or International Committee of Medical Journal Editors requirements.	Yes

Husereau D, Drummond M, Augustovski F, de Bekker-Grob E, Briggs AH, Carswell C, Caulley L, Chaiyakunapruk N, Greenberg D, Loder E, Mayskopf J, Mullins CD, Petrou S, Pwu RF, Staniszewska S; CHEERS 2022 ISPOR Good Research Practices Task Force. Consolidated Health Economic Evaluation Reporting Standards 2022 (CHEERS 2022) Statement: Updated Reporting Guidance for Health Economic Evaluations. *BMJ*. 2022;376:e067975. The checklist is Open Access distributed in accordance with the terms of the Creative Commons Attribution (CC BY 4.0) license, which permits others to distribute, remix, adapt and build upon this work, for commercial use, provided the original work is properly cited. See: <http://creativecommons.org/licenses/by/4.0/>.