

1                   **ASSISTED REPRODUCTIVE TECHNOLOGIES (ART) EQUITY, JUSTICE AND**  
2   **AUTONOMY IN GHANA**

3  
4 Francis Jojo Moses Kodzo Damalie<sup>1,2\*</sup>, Charles Mawunyo Senaya<sup>3</sup>, Elikplim Adzo Damalie<sup>2</sup>,  
5 Herbert Ekoe Danklumi<sup>2</sup>, Millicent Osaah<sup>2</sup>, Beatrice Yeboah<sup>4</sup>, John Jude Annan<sup>1</sup>, Ellis Fleischer  
6 Djoleto<sup>2,5</sup>, Rudolf Kantum Adageba<sup>6</sup>, Alexander Tawiah Odoi<sup>1,7</sup>

7  
8 <sup>1</sup>Department of Obstetrics and Gynaecology, School of Medical Sciences, Kwame Nkrumah  
9 University of Science and Technology, Kumasi, Ghana

10 <sup>2</sup>Hallmark Medicals, Plot 38D Block D, Ghana Post GPS. AK – 245 – 6868, P.O. Box UP 1973,  
11 Kumasi, Ghana

12 <sup>3</sup>Directorate of Obstetrics and Gynecology, Komfo Anokye Teaching Hospital, Kumasi, Ghana

13 <sup>4</sup>Research and Development Unit, Komfo Anokye Teaching Hospital, Kumasi, Ghana

14 <sup>5</sup>Finney Hospital and Fertility Center, No. 1 Hospital Road, New Bortanor, Mile 11 Junction,  
15 McCarthy Hill- Weija Road, Accra, Ghana

16 <sup>6</sup>RUMA Fertility and Specialist Hospital, YB 254 Asuoyeboah I.P.T., Kumasi, Ghana

17 <sup>7</sup>Trust Care Specialist Hospital, South Suntreso, Kumasi, Ghana

18  
19 \*Corresponding author: [jojodamalie@hotmail.co.uk](mailto:jojodamalie@hotmail.co.uk) (FJMKD)

20  
21  
22  
23  
24  
25  
26  
27  
28  
29  
30  
31  
32  
33  
34  
35  
36

## 37 **ABSTRACT**

38 Restrictive legislation, which is the main barrier to some assisted reproductive technology (ART)  
39 services in many countries, is non-existent in Ghana. However, ART services are concentrated in  
40 the capital cities of only four out of the sixteen regions, serving predominantly middle- and upper-  
41 class individuals. There is limited evidence about the factors preventing broader access to ART  
42 services in Ghana, and this study aims to document these barriers. A cross-sectional survey was  
43 conducted in July 2024 across all 22 fertility centers in Ghana, using two structured questionnaires  
44 administered via Google App to 61 ART personnel and 104 treatment defaulters. Results showed  
45 that mentorship from senior colleagues (65.57%) was the most common way for ART  
46 professionals to acquire skills. Almost all (91.80%) professionals offered a full range of ART  
47 procedures, but 86.89% advocated for regulated practice. They identified high treatment costs  
48 (70.49%) and lack of awareness (16.39%) as the most significant barriers. Among treatment  
49 defaulters, 88.47% had sought ART services based on word-of-mouth recommendations,  
50 compared to only 4.8% influenced by traditional or social media. More than half (50.96%) of the  
51 women were in their thirties, and 48.08% required in vitro fertilization (IVF). While 58.65%  
52 sought treatment within five years of infertility, 70.2% discontinued due to high costs, and 35.57%  
53 due to partner non-availability. Despite the absence of restrictive policies for ART services in  
54 Ghana, Prohibitive costs, partner non-availability, and lack of awareness limit access. However,  
55 ART professionals expressed the need for regulated practices.

56 **Keywords:** Assisted Reproductive Technology, Access, Equity, Ghana

57

## 58 **INTRODUCTION**

59 Ghanaian families have a pro-natalist attitude and expect children to maintain family lineage,  
60 happiness, and harmony. Childbirth, therefore, guarantees marital stability and economic or social  
61 security in a society that lacks formal social security systems for older people. Infertility, thus,  
62 exerts devastating biomedical, psychological and sociocultural consequences on affected couples  
63 [1, 2]. The exact burden of infertility in Ghana is not known, but it is estimated to affect about  
64 11.8% of women and 15.8% of men [3].

65 Tubal and severe male factors are the commonest causes of Infertility in Ghana, for which assisted  
66 reproductive technology (ART) treatment is the most effective. Many Ghanaians are turning to  
67 ART treatment for assistance to achieve their dream of parenthood. ART refers to medical  
68 procedures that involve the manipulation of eggs, sperm or embryos outside the body to facilitate  
69 conception. The typical approaches are in-vitro fertilisation and intra-cytoplasmic sperm injection.  
70 Ghana requires about 1500 ART cycles per 1 million people a year (i.e., 45,000 IVF cycles each  
71 year for her 30 million population) for adequate fertility treatment [4, 5]. Even though statistics on  
72 IVF cycles are lacking, it is unlikely that the few ART centres in Ghana can provide the required  
73 number of IVF cycles. For instance, in 2020, four out of the fifteen ART centres in Ghana reported  
74 677 cycles [6]. This suggests a high unmet need for IVF services.

75 While restrictive legislation and regulation appear to be the main barriers to infertility treatment  
76 in developed countries [7], the factors limiting access to ART services in Ghana are poorly  
77 documented. Some studies found that the high cost of setting up and associated scarcity of ART  
78 centres, the high cost of ART treatments, socioeconomic deprivation, and the lack of skilled  
79 infertility personnel make ART largely inaccessible in Africa [8-11]. Understanding the landscape  
80 of ART access in Ghana is crucial for policymakers, healthcare providers, and researchers to  
81 address existing barriers and improve the availability and affordability of fertility treatments for

82 all individuals and couples in need. Thus, this study seeks to document the barriers to ART services  
83 in Ghana.

84

## 85 **Materials and Methods**

86 This cross-sectional study was conducted across twenty-two fertility centres in Ghana from 1<sup>st</sup> to  
87 31<sup>st</sup> July 2024. A structured questionnaire was administered via a Google app to 61 ART personnel  
88 from all fertility centres in Ghana through the Fertility Society of Ghana (FERSOG) WhatsApp  
89 group to obtain information on fertility professionals' sociodemographic characteristics, training,  
90 work experience and the type of services they offered. Another structured questionnaire was  
91 administered to patients who defaulted treatment at Hallmark Medicals, a private fertility centre  
92 in Kumasi, through telephone conversations. The patients were conveniently identified through  
93 the hospital's records and contacted to obtain information on their knowledge of ART services and  
94 reasons for dropping out of the recommended treatment. Ethical approval CHRPE/AP/205/24 was  
95 obtained from the Committee for Human Research Publication and Ethics, Kwame Nkrumah  
96 University of Science and Technology (KNUST). Written informed consent was obtained from  
97 each participant before enrolling in the study. Data were analysed using STATA version 14.0.

98

99

## 100 **Results**

### 101 **Demographics Characteristics of ART Healthcare Professionals in Ghana**

102 Table 1 shows the demographic characteristics of ART professionals in Ghana. Most of the  
103 personnel, 39(63.93%) were males. Thus, the gender distribution of the personnel was almost two  
104 males to one female. The majority of the personnel, 43(70.49%), were aged between 30 and 49.  
105 Embryologists constituted nearly a third of the health professionals' group, with 18 members  
106 making up 29.51% of all healthcare personnel, followed by fertility nurses 17(27.87%). There was  
107 only one clinical psychologist among the ART personnel.

108 Clinical Fellowship and membership were the most common and highest educational levels  
109 attained by ART professionals, followed equally by postgraduate masters and degrees in  
110 midwifery. Five per cent of the personnel had a PhD.

111

112 Table 1: Demographic Characteristics of ART Healthcare Professionals in Ghana

<b>Variables</b>	<b>Frequency (n=61)</b>	<b>Percentage</b>
Sex		
Female	22	36.07
Male	39	63.93
Age (Years)		
< 30	8	13.12
30-39	24	39.34
40-49	19	31.15
50-59	9	14.75
>60	1	1.64
Clinical Role		
Reproductive Endocrinology Sub-specialist	8	13.11

Obstetrician and Gynaecologist	14	22.95
Embryologist	18	29.51
Fertility Nurse	17	27.87
Clinical psychologist	1	1.64
Other (Counselor, Urologist, and Fellow in training)	3	4.92
<b>Level of Education</b>		
Clinical Fellowship	12	19.67
PhD	3	4.92
Membership	11	18.03
Postgraduate Masters	9	14.75
Postgraduate Diploma	1	1.64
MBChB	2	3.28
Degree in Biomedical Sciences, Laboratory Technology	4	6.56
Degree in Nursing/Midwifery	9	14.75
Degree in Psychology	1	1.64
Diploma in Nursing/Midwifery	4	6.56
Diploma in Perioperative Nursing	1	1.64
Nurse Assistant- Clinical (NAC)	3	4.92
Other (Degree Chemistry)	1	1.64

113

#### 114 **Training and Experience in ART**

115 Table 2 shows the survey results on training ART professionals and their constraints. Training on  
 116 the Job (Mentorship) emerged as the most frequent approach used by 20(32.79%) ART  
 117 professionals to acquire knowledge and skills, followed by Clinical Fellowship Training  
 118 12(19.67%). Notably, 3(4.92%) of ART professionals had a PhD. Interestingly, two out of three  
 119 40(65.57%) respondents received ART training in Ghana. Aside from Ghana, India and Europe  
 120 were featured as favourite destinations for ART training. Most professionals, 41(67.22%), reported  
 121 having less than five years of experience in ART.

122 Table 2: Training and Experience in ART

<b>Variables</b>	<b>Frequency (n=61)</b>	<b>Percentage</b>
<b>Level of Professional Training in ART</b>		
Fellowship	12	19.67
PhD	3	4.92
Post Graduate Masters	7	11.48
Post Graduate Diploma	5	8.20
Six Months Observership	3	4.91
Training on the Job (Mentorship)	20	32.79
Other (Senior Resident, Fellow in Training)	11	18.03
<b>Country of Training in ART</b>		
Europe	5	8.20
South Africa	2	3.28
Australia	1	1.64

India	12	19.67
Ghana	40	65.57
Other (Nigeria)	1	1.64
<b>Challenges in ART training</b>		
Difficulty financing training; Difficulty finding mentors	19	31.15
Difficulty with traveling abroad for training; Difficulty financing training; Few opportunities available for training; Difficult finding a mentor	41	67.21
Difficulty with traveling abroad for training; Difficulty finding mentors	1	1.64
<b>Duration of ART Experience (years)</b>		
<1	6	9.84
1-5	35	57.38
6-10	14	22.95
>10	6	9.83
<b>Restrictive and Regulated ART Environment</b>		
Yes	53	86.89
No	8	13.11

123

124 **ART services offered and their barriers**

125 An overwhelming majority of ART professionals had been involved in or offered almost all ART  
 126 services available globally, including IVF for single women, commercial surrogacy, multifetal  
 127 pregnancy reduction, intrafamilial donor sperm insemination and sex determination. Only  
 128 2(3.28%) of ART personnel had never been involved or offered IVF for single women, multifetal  
 129 pregnancy reduction and sex determination (Table 3).

130 Table 3: Types of ART services offered by ART professionals

<b>Variable</b>	<b>Frequency</b>	<b>Percentage</b>
<b>Services involved in or offered.</b>		
IVF for single women; Use of donor gametes; Commercial surrogacy; Embryo adoption; Multifetal pregnancy reduction; Cryopreservation and transfer of frozen-thawed embryo (FET); intra-familial donor insemination; Sex selection; pre-implantation genetic diagnosis (PGD)	56	91.80
Use of donor gametes; Commercial surrogacy; Embryo adoption; Pre-implantation genetic diagnosis (PGD); Cryopreservation and transfer of frozen-thawed embryo, (FET) and Intra familial donor insemination	2	3.28
Sex selection	3	4.92

---

---

131  
132 Over 70% of ART personnel mentioned the high cost of services as the main barrier to ART in  
133 Ghana, followed by poor knowledge of the availability of ART services by the patients 10  
134 (16.39%). Only an insignificant 6.56% of ART professionals considered religion as a barrier to  
135 ART (Fig1).

136

137

138 Fig 1: Barriers to ART services identified by ART professionals

139

#### 140 **Demographic Characteristics of Women Who Defaulted in Infertility Treatment.**

141 Fig 2, 3 and 4 show the demographic characteristics of 104 fertility clinic attendants who defaulted  
142 in treatment. More than half 53(50.90%) of these women were in their thirties (30-39 years), and  
143 about a third, 32(30.77%), were in their forties (Fig 2). The overwhelming majority of the  
144 defaulters, 90(86.54%) were Christians (Fig 3) and 91(87.50%), were married (Fig 4). Only a very  
145 small proportion, 5(4.81%) of these women who desired a pregnancy did not have a partner (Fig  
146 4).

147

148

149

150

151 Fig 2: Age distributions of ART clinic attendants who defaulted treatment

152

153 Fig 3: The distribution of ART clinic defaulters according to religion

154

155

156 Fig 4: The distribution of ART clinic defaulters according to marital status

157

158 **Living experiences of women with infertility and their sources of referral for ART**

159 Table 4 shows the living experiences of the women with infertility and their sources of referral for  
 160 ART. Forty-five per cent (45.19%) of these defaulters sought treatment after 2-5 years of  
 161 Infertility. About a quarter of them did so after 6-10 years. Almost two-thirds, 74 (71.15%) of the  
 162 couples, live together. Nearly a third of the couples were in distant relationships, and among these,  
 163 13(43.34%) had their partners abroad, while more than a third lived in different cities in Ghana.

164 Word-of-mouth recommendations from people who had a personal experience with ART or knew  
 165 someone with the experience was the source of referral to the ART clinic in an overwhelming  
 166 88.47% of instances. Radio and social media, combined, constituted an insignificant 4.88% of  
 167 sources of information on the ART clinic. Health professionals were the sources of information in  
 168 another 6.73% of instances.

169

170 Table 4: Living experiences of the women with infertility

Variables	Frequency (n=104)	Percentage (%)
<b>Duration of Infertility (Years)</b>		
<1	14	13.46
2-5	47	45.19
6-10	26	25.00
11-20	12	11.54
>20	5	4.81
<b>Couples living together?</b>		
Yes	74	71.15
No	30	28.85
<b>Residence of partner if couples don't live together</b>		
Abroad	13	43.34
In Ghana, but in different cities or town	11	36.66
In the same city but in different locations	6	20.00
<b>Source of information about the ART clinic</b>		
Recommendation from a friend, family or colleague who has patronised the services	36	34.62
Recommendation from a friend or family who has heard about the hospital but has not patronised it themselves	56	53.85
Radio	2	1.92
Hospital social media handle	3	2.88
Others (Nurse, Doctor, and Sign board)	7	6.73

171

172 **Causes of Infertility and Fertility Treatments Offered and Received**

173 Fibroids was the commonest diagnosis made in one out of four 27(25.95%) of these women with  
 174 Infertility who defaulted treatment, followed by unexplained Infertility in one out of five (20.19%)  
 175 and tubal blockage 15(14.44%). Male Infertility and anovulation contributed almost equally,

176 9(8.65%) vs 10(9.62%) to the Infertility in these women. In nearly one out of five cases (17.30%),  
 177 the cause of Infertility was any combination of advanced age, anovulation, tubal factor, male factor  
 178 and fibroids.  
 179 In-vitro fertilisation (IVF) was the most common treatment offered to almost half (48.08%) of  
 180 these women with Infertility, followed by ovulation induction with timed intercourse in about a  
 181 third, 35(33.65%), and ovulation induction with intra-uterine insemination (IUI) in 14(13.46%) of  
 182 the cases. Intra-cytoplasmic sperm injection was only infrequently offered in 3(2.88%) of cases.  
 183 Very few of these women, only 14.42%, had had any form of infertility treatment, ovulation  
 184 induction and timed intercourse being the commonest treatment received by about half of these  
 185 women, while just more than a quarter each had received either ovulation induction with IUI or  
 186 IVF treatment (Table 5).

187 Table 5: Causes of infertility and treatments offered and received

Variables	Frequency (n=104)	Percentage (%)
<b>Cause of the Infertility</b>		
Abnormal semen parameters	9	8.65
Advanced age	4	3.85
Anovulation	10	9.62
Fibroids	27	25.95
Tubal blockage	15	14.44
Unexplained	21	20.19
Advanced age; Anovulation; Tubal blockage; Fibroid	9	8.65
Tubal blockage; Abnormal semen parameters; Unexplained	9	8.65
<b>Treatment Offered</b>		
In-vitro fertilisation (IVF)	50	48.08
Intra-Cytoplasmic Sperm Injection (ICSI)	3	2.88
Ovulation induction and intrauterine insemination	14	13.46
Ovulation induction and timed intercourse	35	33.65
Ovulation induction and timed intercourse; In- Vitro Fertilization (IVF)	2	1.93
<b>ART Treatments received before</b>		
Yes	15	14.42
No	89	85.58
<b>ART Treatments Received if "Yes"</b>		
Ovulation induction and timed intercourse	7	46.66
Ovulation induction and intrauterine insemination (IUI)	4	26.67
In-Vitro Fertilization (IVF)	4	26.67

188

189 **Follow Up and Reasons for Defaulting Treatment**



190 Two out of five defaulting patients mentioned the high cost of treatment, while one out of five  
 191 cited partner non-availability as the reason for default. The high cost of treatment and partner non-  
 192 availability were the reasons for default among 14.42% of the patients. Thus, the high cost of  
 193 treatment stood out as the commonest reason for defaulting to ART treatment (Table 6).

194 **Table 6:** Follow-up and reasons for not returning

195

Variables	Frequency (n=104)	Percentage (%)
<b>Last visit to the Clinic (Months)</b>		
<6	39	37.50
7-12	42	40.38
13-24	13	12.50
>24	10	9.62
<b>Reason for not returning for the treatment recommended</b>		
My partner is not available for the treatment	19	18.27
We can afford the treatment, but we do not like the care at the clinic	1	0.96
The clinic is too far from where we live	5	4.81
The cost of treatment is too high	44	42.31
We already have a child or children and are no longer keen on the treatment	3	2.88
The cost of treatment is too high; My partner is not available for the treatment	15	14.42
The cost of treatment is too high; We already have a child or children and are no longer keen on the treatment	5	4.82
The cost of treatment is too high. We have found another place where we prefer to have the treatment	9	8.65
My partner is not available for the treatment.; The clinic is too far from where we live	3	2.88

196  
 197 **Discussion**

198 We interviewed 61 health professionals; more than half (52.46%) were less than 40 years old, just  
 199 a little more than a third (36.06%) were clinicians (Obstetricians and Gynaecologists/Reproductive  
 200 Endocrinologists and Infertility experts), about a third (29.51%) were embryologists and the  
 201 remaining third (34.43%) were fertility nurses and other supporting staff such as counsellors or  
 202 clinical psychologists. In a similar study by Whittaker et al. on access to ART in sub-Saharan  
 203 Africa, a smaller sample size of 31 participants was involved [12]. While their research primarily  
 204 included only fertility specialists and embryologists, ours covered a broader participant base to  
 205 include the complete complement of healthcare professionals involved in ART. About two-thirds  
 206 of the health professionals acquired their ART subspecialty skills through Fellowship and various  
 207 postgraduate studies (PhD, postgraduate masters and diplomas), while a significant third (37.7%)  
 208 did so through mentorship or observership with more experienced senior colleagues. Very  
 209 importantly, a majority (65.57%) of professionals acquired their skills locally in Ghana. Among  
 210 the 34.43% who had their training abroad, India was the most common destination visited by

211 19.67%, followed by Europe (8.20%). These findings were similar to observations in Southeastern  
212 Nigeria, where all ART practitioners, primarily obstetricians/gynaecologists, received their  
213 training from India [13] [14]. Most ART professionals interviewed were inexperienced because a  
214 majority (57.38%) of respondents had less than five years in ART practice. Even though this may  
215 appear less assuring of the quality of ART services in Ghana, the young age of most professionals  
216 offers the opportunity for a more extended and vibrant ART service.

217 Advocacy by the majority (86.89%) of ART professionals for a restrictive environment for the  
218 practice speaks of members of a fraternity who are intent on curbing the excesses of the practice.  
219 The ease of access to all services, including IVF for single women, commercial surrogacy,  
220 multifetal pregnancy reduction, intrafamilial donor insemination, and sex selection, suggests that  
221 couples with Infertility in Ghana have high patient autonomy. Only 3.28% of professionals had  
222 not offered or been involved in IVF for single women, multifetal pregnancy reduction and sex  
223 selection. Future studies must establish why some ART experts have never provided or been  
224 engaged in offering these services. [15] [16].

225 For more than two-thirds (67.21) of ART professionals, a combination of difficulties associated  
226 with travelling abroad, financing the ART training, finding training opportunities, and finding a  
227 mentor were the main challenges to training. These findings were consistent with reports on ART  
228 in Africa, which identified the lack of structured training and financial constraints as factors  
229 militating against ART training [12]. The African network and registry for ART report for 2020  
230 further underscores the need for accessible and affordable training to address these gaps [15].  
231 Mentorship was significant for transferring ART knowledge and skills, contributing to training a  
232 third (32.79%) of all professionals in this study. [17]. At the time of collecting this data, the  
233 Reproductive Endocrinology and Infertility (REI) unit of the Ghana College of Physicians and  
234 Surgeons had just admitted its first-year Fellows. The Ghana College of Nurses and Midwives also  
235 took their first year of Membership students in Fertility Nursing this year (2024). The Ghana  
236 Association of Embryologists (GACE) was in talks with stakeholders about starting formal  
237 professional training for embryologists. This formal training of ART professionals is expected to  
238 improve the number of professionals with ART subspecialty skills. The opportunities these  
239 colleges offer will obviate the need to travel abroad for studies and the attendant financing burdens.

240  
241 Almost three-quarters (70.49%) of ART professionals identified high ART treatment costs, while  
242 16.39% identified the lack of awareness for ART services as the central barriers for treatment.  
243 These findings are in consonance with Whittaker et al.'s study on access to ART in sub-Saharan  
244 Africa, where high treatment costs, lack of public funding, poor policy awareness, and a shortage  
245 of skilled professionals were major obstacles [12]. The high cost and uneven distribution of ART  
246 services in Ghana's burgeoning cities create inequities concerning who can afford or access the  
247 services. Appropriate government interventions, such as tax exemptions and regulations on the  
248 cost of ART drugs and consumables, can significantly mitigate the high cost associated with both  
249 access for clients and the setup of new clinics.

250 A majority of the women who defaulted treatment at the centre were married (87.50%), Christian  
251 (86.54%), young women, 65.38% being below 40 years of age. These findings align with other  
252 observations in which most women utilising ART services were in their thirties [18-20], identified  
253 as Christians [19, 21] and were mostly married [19-21]. We postulate that the default rate was  
254 higher among the younger women either because of an exaggerated confidence in fertility or  
255 because they were more dependent on their partners for the final decision and finances for the  
256 treatment.

257 Over half (58.65%) of the treatment defaulters sought treatment early, within five years. These  
258 observations were similar to those of a study in which the majority (40%) of women utilising ART  
259 services in some selected facilities in Accra had experienced Infertility in less than five years,  
260 followed by 35.33% in 5-9 years [22]. In another study which explored the experiences of women  
261 accessing ART services in Ghana, it was found that most women had been married for years, had  
262 tried natural conception and eventually resorted to ART services because they were either worried  
263 about their age or desired to satisfy their spouses and avoid the displeasure of in-laws [20].  
264 Word-of-mouth recommendation was a more important referral source to the clinic than traditional  
265 and social media. This is because an overwhelming 88.47% of these treatment defaulters visited  
266 the clinic based on word-of-mouth recommendations compared to only 4.8% who did so based on  
267 traditional and social media adverts. This means that satisfied clients were more prone to return  
268 with another patient. Word-of-mouth was also the primary source of information about ART for  
269 women with infertility seeking ART services in Northern Nigeria [18], with family relations giving  
270 the most information (46.0%), followed by friends (28.7%) and health facilities (18.0%).  
271 Distant relationships featured as a possible contributor to infertility among these treatment  
272 defaulters because a significant three out of ten couples do not live together. Among these, 43.34%  
273 had their partners abroad.

274 One out of four women in this study had fibroids identified as the cause of Infertility. Fibroids are  
275 prevalent among women with infertility [23, 24], and their prevalence as a cause of Infertility  
276 among ART treatment defaulters in this study corroborates existing literature on the high  
277 prevalence of fibroids among African women [25]. Fibroids cause Infertility through impaired  
278 uterine contractility, altered endometrial receptiveness [26], blockage of fallopian tubes and  
279 prevention of gamete passage [27]. Unexplained Infertility was the second most common cause of  
280 Infertility identified, responsible for infertility among 20.19% of these women. This compares with  
281 the findings in a study in Zimbabwe, which reports unexplained infertility as the most common  
282 cause of Infertility, affecting 22% of the women seeking treatment at gynaecological clinics [28].  
283 Unexplained infertility is a diagnosis of exclusion for couples who are unable to conceive despite  
284 regular unprotected sex and do not fit the criteria for diagnosis of male or female factor infertility  
285 [29]. In various reviews regarding infertility, unexplained infertility has been reported to account  
286 for varying numbers of cases, ranging between 10.4% - 30% [30-32]. Tubal blockage may be  
287 caused by sexually transmitted infections, pelvic infections, fibroids, pelvic adhesions after fibroid  
288 surgery and other factors. It is reported to account for 30-40% of female infertility. Where  
289 resources and skills are available, it may be managed by tubal microsurgery. However, the majority  
290 of case management requires IVF [33]. In the present study, it was the third most common cause  
291 of infertility, accounting for 14.44% of infertility among women defaulting to fertility treatments  
292 at the centre. This finding is consistent with data from other regions where tubal factors are a  
293 common cause of infertility. For instance, in Zimbabwe, tubal blockage was responsible for 20%  
294 of infertility among women seeking fertility treatment [28]. Similarly, it represented 22.3% and  
295 25.5% of the causes of infertility cases among Omani women [34] and women in Austria [35],  
296 respectively. It was also observed that male infertility contributed to 8.65% of infertility cases in  
297 this study. This proportion of male factor contribution is low compared with that in Zimbabwe  
298 (19%) and reports across Africa (22.26%). The observed discrepancy could be because many  
299 patients presented semen analysis from non-standardised laboratories, where the WHO strict  
300 criteria were not applied.

301 In-vitro fertilisation (IVF) was the most common treatment offered (48.08%) to these women who  
302 defaulted, followed by ovulation induction with timed intercourse (33.65%). In-vitro fertilisation,  
303 ovulation induction with timed intercourse or intrauterine insemination (IUI) are common  
304 treatment options offered to couples requiring fertility treatment, even though the latter two are  
305 not assisted reproductive technologies [31]. IVF offers the best success results [36, 37]. Ovulation  
306 induction involves using drugs to trigger the release of mature oocytes. [31]. For fertilisation to  
307 occur after the induction, it can be coupled with timed intercourse or intra-uterine insemination in  
308 which washed partner spermatozoa are placed in the uterine cavity near the tubal ostia. Ovulation  
309 induction with timed intercourse is frequently used for women with less severe infertility issues,  
310 such as ovulatory disorders [36]. Furthermore, it is less invasive and costly compared with IVF,  
311 making it a first-line treatment option. In this study, only a small number, 14.42%, had some form  
312 of treatment before presenting to the fertility centre. Almost half (46.66%) of them had had  
313 ovulation induction with timed intercourse, suggesting that their diagnosed cause of Infertility  
314 could not have been severe.

315 The reasons for ART treatment defaults provided by these women in this study were the high  
316 treatment cost (70.20%) and partner non-availability (35.57%). These findings agree with those of  
317 a study in Northern Nigeria, where women receiving ART services cited high financial costs as a  
318 barrier to continued use of the services [18]. Other studies exploring the experiences and  
319 challenges of Ghanaian women using ART services reported high costs as a significant challenge  
320 for their continued fertility treatment [20, 21]. The financial burden associated with ART service  
321 utilisation is a recognised barrier to ART access in low and middle-income countries, particularly  
322 the African subregion [12, 15, 38]. The high cost of ART services in Africa has been attributed to  
323 the capital-intensive nature of setting up ART facilities, the highly privatised services, the limited  
324 number of clinics relative to demand, the high operational cost and a lack of government support  
325 [12, 15, 24]. Even though couples with infertility in Ghana enjoy autonomy in their choices of  
326 ART treatment options, this may be compromised when financial constraints limit their choices.  
327 Addressing these challenges with strategies such as introducing supportive regulatory frameworks  
328 and policies to reduce operational costs and promote public investments in ART services can make  
329 these services more accessible and affordable. Without government support or subsidised  
330 programmes, the economic burden on patients impedes equitable access.

331 Partner non-availability was the second most common reason for the discontinuation of ART  
332 services by 18.27% of respondents in this study. Similarly, Arhin et al. reported a lack of support  
333 from male partners, seeking alternative treatment and relocation as major reasons for discontinued  
334 ART service utilisation [39]. The non-involvement or unavailability of male partners in seeking  
335 fertility treatment is problematic because males contribute equally to Infertility and must be  
336 evaluated to arrive at a conclusive diagnosis of the cause of Infertility. Furthermore, ART treatment  
337 can be an emotionally challenging journey, making emotional support from a partner essential for  
338 the overall outcome.

### 339 **Conclusion**

340 The findings of this study highlight significant barriers to accessing ART services in Ghana despite  
341 the absence of restrictive legislation that allows for greater patient autonomy. The primary  
342 obstacles identified were prohibitive treatment costs, lack of partner availability, and insufficient  
343 awareness of ART services. These barriers contribute to high levels of inequity and injustice in the

344 accessibility of ART for Ghanaians facing infertility challenges. Moreover, while ART  
345 professionals in Ghana are generally well-educated and capable of providing a broad range of  
346 services, the majority desire a more regulated practice environment. To improve equity and justice  
347 for ART services in Ghana, it is essential to address these financial, informational and regulatory  
348 challenges, ensuring that all individuals in need can benefit from the available reproductive  
349 technologies.

### 350 **Acknowledgements**

351 The authors wish to acknowledge the participants who consented and contributed to the success of  
352 this study.

### 353 **References**

- 355 1. Hazlina, N.H.N., et al., *Worldwide prevalence, risk factors and psychological impact of*  
356 *infertility among women: a systematic review and meta-analysis*. *BMJ Open*, 2022.  
357 **12**(3): p. e057132.
- 358 2. Arhin, S.M., et al., *Psychological distress of Ghanaian couples after unsuccessful*  
359 *treatment for infertility*. *Ghana Medical Journal*, 2023. **57**(4): p. 275-283.
- 360 3. Geelhoed, D., et al., *Infertility in rural Ghana*. *International Journal of Gynecology &*  
361 *Obstetrics*, 2002. **79**(2): p. 137-142.
- 362 4. Dyer, S., et al., *ART utilisation: an indicator of access to infertility care*. *Reproductive*  
363 *BioMedicine Online*, 2020. **41**(1): p. 6-9.
- 364 5. Chambers, G.M., et al., *International Committee for Monitoring Assisted Reproductive*  
365 *Technologies world report: assisted reproductive technology, 2014*. *Human*  
366 *Reproduction*, 2021. **36**(11): p. 2921-2934.
- 367 6. Archary, P., et al., *Assisted reproductive technologies in Africa: The African Network and*  
368 *Registry for ART, 2020*. *Reproductive BioMedicine Online*, 2024. **49**(5).
- 369 7. Sauer, M.V., *Italian Law 40/2004: a view from the 'Wild West'*. *Reproductive*  
370 *biomedicine online*, 2006. **12**(1): p. 8-10.
- 371 8. Okoye, I.B. and C.O. Nwabachili, *Rethinking a Legal Framework for Assisted*  
372 *Reproductive Technology*. *IJOLACLE*, 2023. **4**: p. 30.
- 373 9. Ekechi-Agwu, C.A. and A.O. Nwafor, *Regulating assisted reproductive technologies*  
374 *(ART) in Nigeria: lessons from Australia and the United Kingdom*. *African Journal of*  
375 *Reproductive Health*, 2020. **24**(4): p. 82-93.
- 376 10. Oliveira, B.L., et al., *Restricted access to assisted reproductive technology and fertility*  
377 *preservation: legal and ethical issues*. *Reproductive BioMedicine Online*, 2021. **43**(3): p.  
378 571-576.
- 379 11. Adageba, R. et al., *Setting up and running a successful IVF program in Africa: Prospects*  
380 *and challenges*. *The Journal of Obstetrics and Gynecology of India*, 2015. **65**: pp. 155-  
381 157.
- 382 12. Whittaker, A., et al., *Access to assisted reproductive technologies in sub-Saharan Africa:*  
383 *fertility 'professionals' views*. *Sexual and Reproductive Health Matters*, 2024. **32**(1): p.  
384 2355790.
- 385 13. Ezeome, I.V., et al., *Perception of key ethical issues in assisted reproductive technology*  
386 *(ART) by providers and clients in Nigeria*. *International Journal of Women's Health*,  
387 2021: p. 1033-1052.

- 388 14. Hörbst, V. and T. Gerrits, *Transnational connections of health professionals: medicoscapes and assisted reproduction in Ghana and Uganda*. *Ethnicity & health*, 389 2016. **21**(4): p. 357-374.
- 391 15. Archary, P., et al., *Assisted reproductive technologies in Africa: The African Network and 392 Registry for ART, 2020*. Reproductive BioMedicine Online, 2024: p. 104353.
- 393 16. Banker, M., et al., *International Committee for Monitoring Assisted Reproductive 394 Technologies (ICMART): world report on assisted reproductive technologies, 2013*. 395 Fertility and sterility, 2021. **116**(3): p. 741-756.
- 396 17. de Ziegler, D., et al., *Training in reproductive endocrinology and infertility and assisted 397 reproductive technologies: options and worldwide needs*. Fertility and Sterility, 2015. 398 **104**(1): p. 16-23.
- 399 18. Adesiyun, A.G., N. Ameh, and S. Avidime, *Awareness and Perception of assisted 400 reproductive technology practice amongst women with infertility in Northern*. Open 401 Journal of Obstetrics and Gynecology, 2011. **1**: p. 144-8.
- 402 19. Hiadzi, R.A., I.M. Boafo, and P.M. Tetteh, 'God helps those who help themselves'... 403 religion and Assisted Reproductive Technology usage amongst urban Ghanaians. Plos 404 one, 2021. **16**(12): p. e0260346.
- 405 20. Anaman-Torgbor, J.A., et al., *Experiences of women undergoing assisted reproductive 406 technology in Ghana: a qualitative analysis of their experiences*. Plos one, 2021. **16**(8): 407 p. e0255957.
- 408 21. Kyei, J.M., et al., *Challenges experienced by clients undergoing assisted reproductive 409 technology in Ghana: An exploratory descriptive study*. International Journal of 410 Gynecology & Obstetrics, 2020. **149**(3): p. 326-332.
- 411 22. Kyei, J.M., et al., *Ways of coping among women with infertility undergoing assisted 412 reproductive technologies in Ghana*. Pan African Medical Journal, 2022. **41**(1).
- 413 23. Donnez, J., et al., *Uterine fibroid-related infertility: mechanisms and management*. 414 Fertility and sterility, 2024.
- 415 24. Freytag, D., et al., *Uterine fibroids and infertility*. Diagnostics, 2021. **11**(8): p. 1455.
- 416 25. Morhason-Bello, I.O. and C.A. Adebamowo, *Epidemiology of uterine fibroid in black 417 African women: a systematic scoping review*. BMJ Open, 2022. **12**(8): p. e052053.
- 418 26. Rizk, B.R., Y. Khalaf, and M.A. Borahay, *Fibroids and Reproduction*. 2020: CRC Press.
- 419 27. Sefah, N., et al., *Uterine fibroids—Causes, impact, treatment, and lens to the African 420 perspective*. Frontiers in pharmacology, 2023. **13**: p. 1045783.
- 421 28. Madziyire, M.G., et al., *The causes of infertility in women presenting to gynaecology 422 clinics in Harare, Zimbabwe; a cross-sectional study*. Fertility research and practice, 423 2021. **7**: p. 1-8.
- 424 29. Raperport, C., et al., *The definition of unexplained infertility: a systematic review*. BJOG: 425 An International Journal of Obstetrics & Gynaecology, 2024. **131**(7): p. 880-897.
- 426 30. Abebe, M.S., M. Afework, and Y. Abaynew, *Primary and secondary infertility in Africa: 427 systematic review with meta-analysis*. Fertility research and practice, 2020. **6**: p. 1-11.
- 428 31. Carson, S.A. and A.N. Kallen, *Diagnosis and management of infertility: a review*. *Jama*, 429 2021. **326**(1): p. 65-76.
- 430 32. Abdallah, K.S., et al. *How and why to define unexplained infertility?* in *Seminars in 431 reproductive medicine*. 2020. Thieme Medical Publishers, Inc.
- 432 33. Ambildhuke, K., et al., *A review of tubal factors affecting fertility and its management*. 433 *Cureus*, 2022. **14**(11).

- 434 34. Albalushi, H., et al., *Prevalence of congenital uterine anomalies and tubal blockage in*  
435 *infertile Omani women: A retrospective study*. Oman Medical Journal, 2023. **38**(1): p.  
436 e463.
- 437 35. Mayrhofer, D., et al., *Incidence and Causes of Tubal Occlusion in Infertility: A*  
438 *Retrospective Cohort Study*. Journal of Clinical Medicine, 2024. **13**(13): p. 3961.
- 439 36. Coccia, M.E., F. Rizzello, and G. Orlandi, *Assisted Reproductive Technologies*, in  
440 *Female Reproductive Dysfunction*, F. Petraglia and B.C. Fauser, Editors. 2020, Springer  
441 International Publishing: Cham. p. 263-284.
- 442 37. Prevention, C.f.D.C.a., *2021 Assisted Reproductive Technology Fertility Clinic and*  
443 *National Summary Report—2023* US Dept of Health and Human Services.
- 444 38. Fiebai, P.O. and J.I. Ikimalo, *Challenges with assisted reproductive technology (ART) in*  
445 *sub-Saharan Africa*. African Journal of Reproduction and Gynaecological Endoscopy,  
446 2019. **4**(1): p. 3-8.
- 447 39. Arhin, S.M., et al., *Pharmacotherapy of infertility in Ghana: Why do infertile patients*  
448 *discontinue their fertility treatment?* Plos one, 2022. **17**(10): p. e0274635.

449

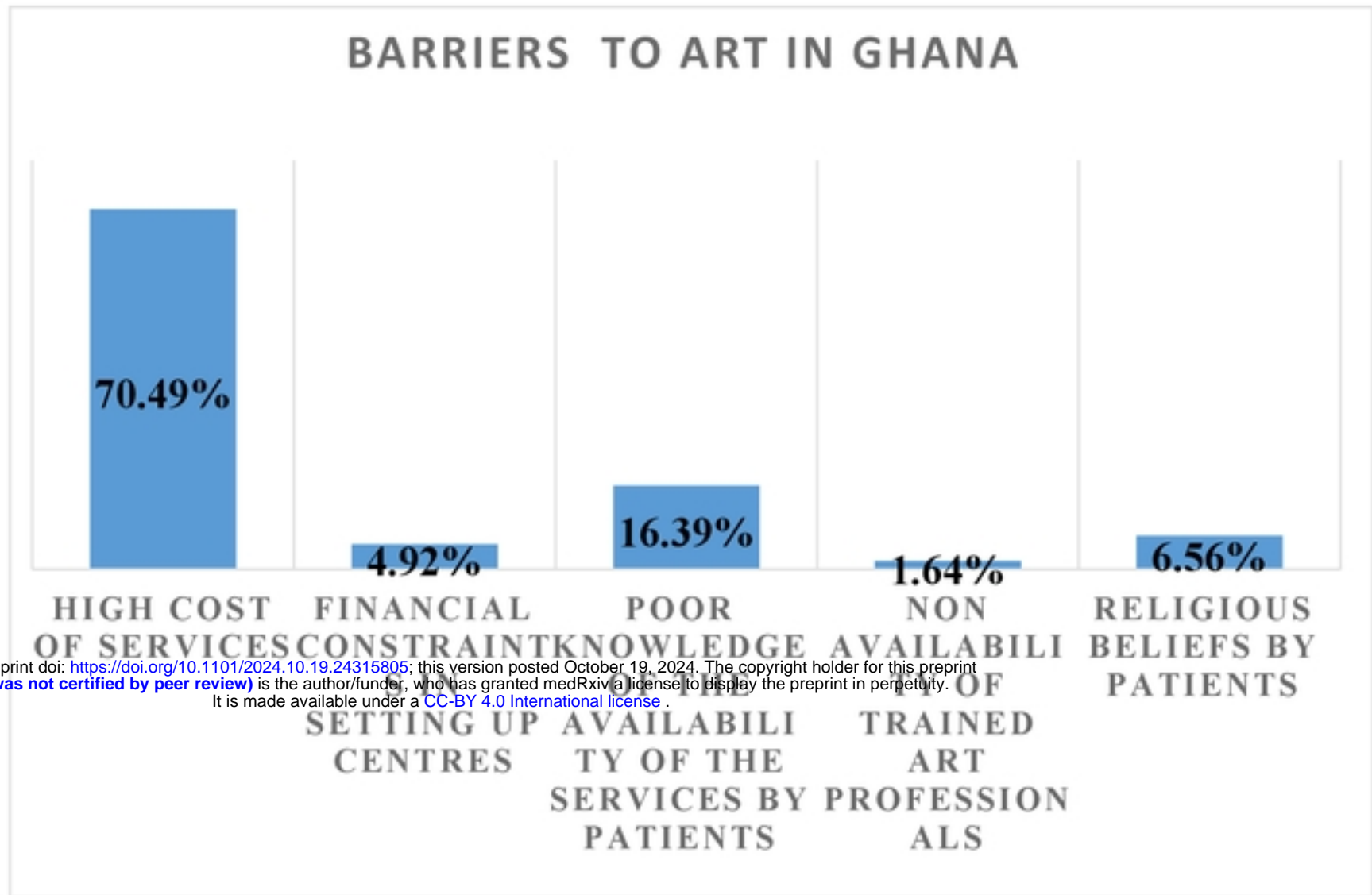


Fig 1

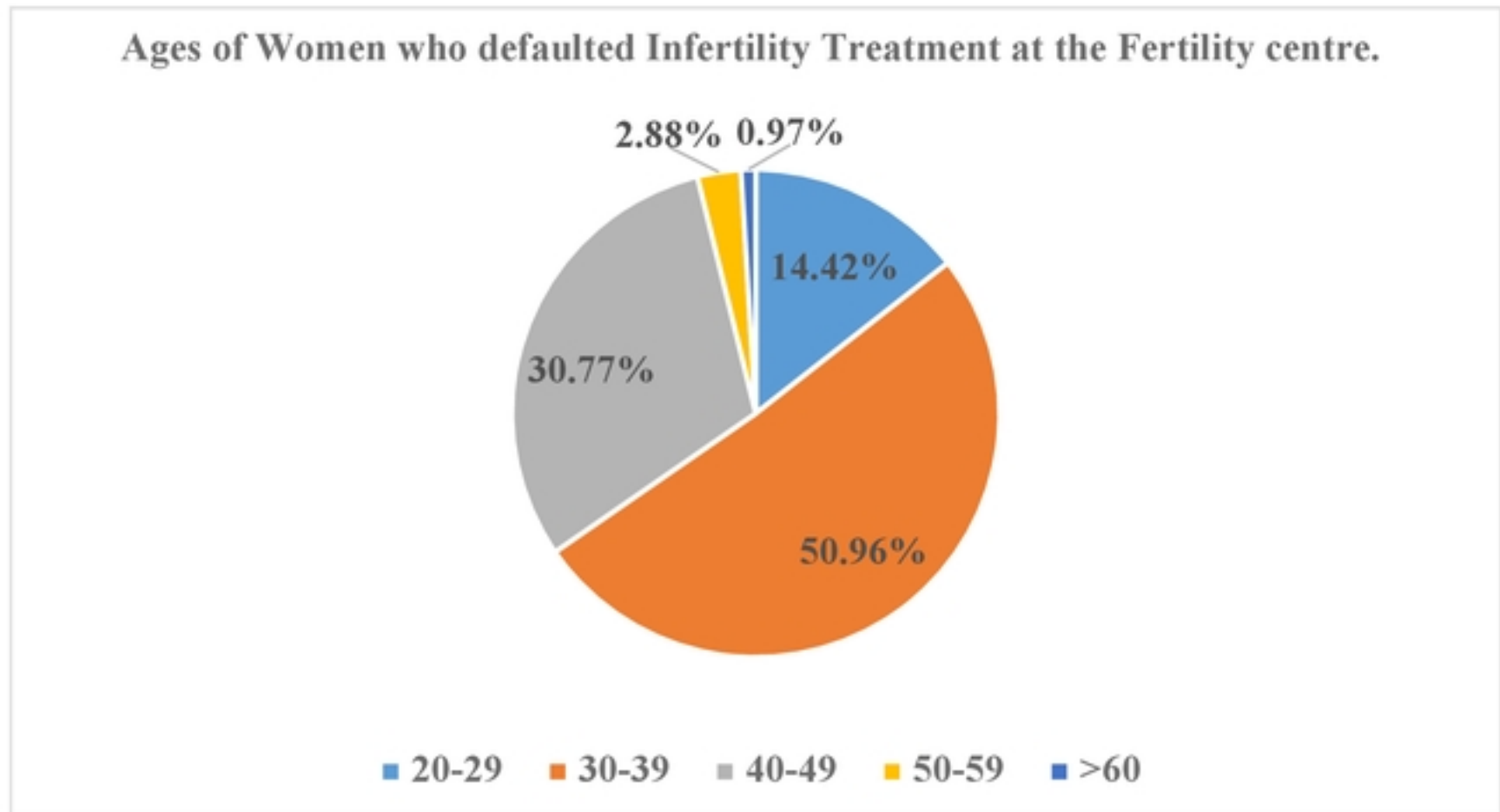
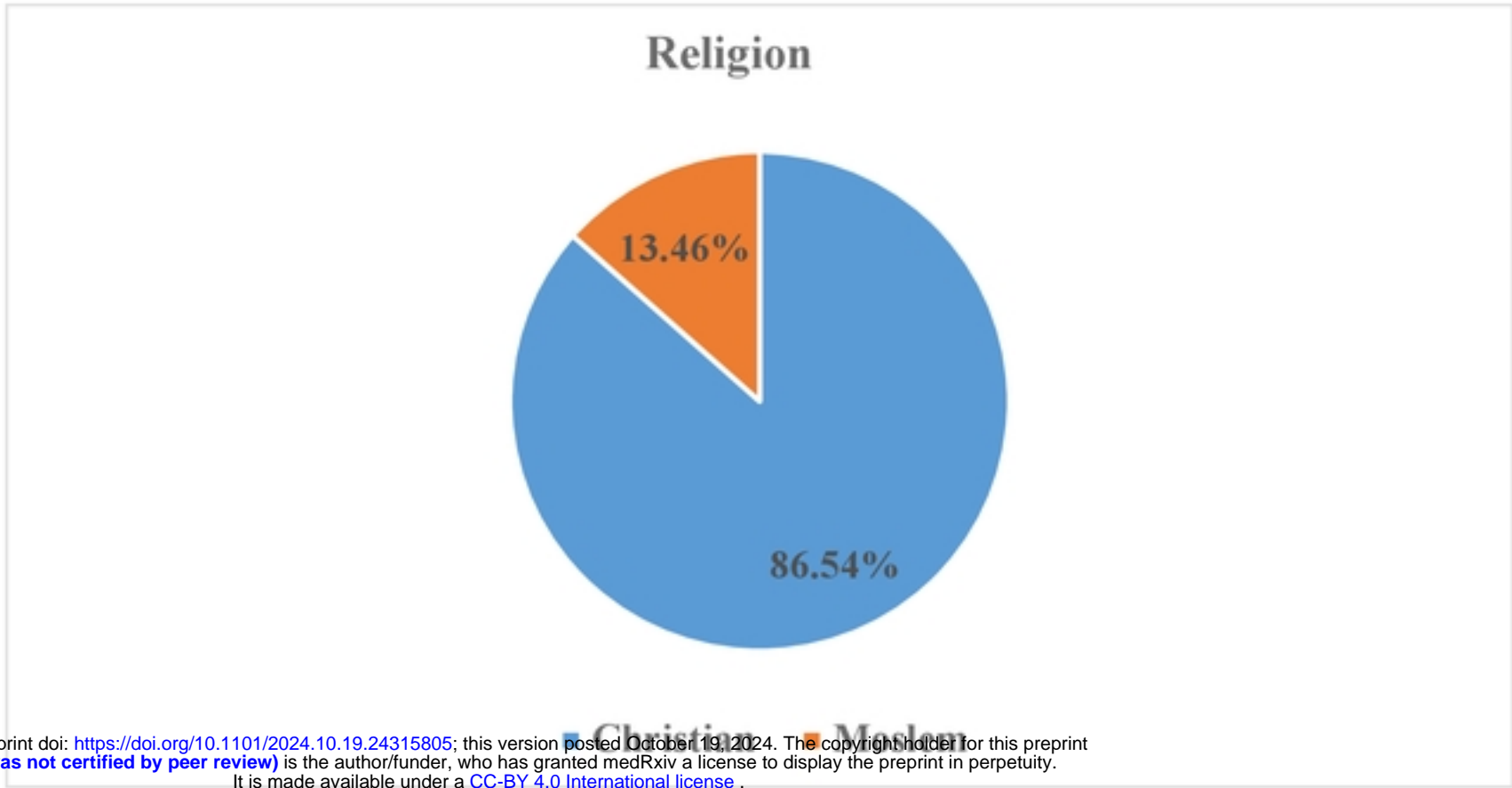
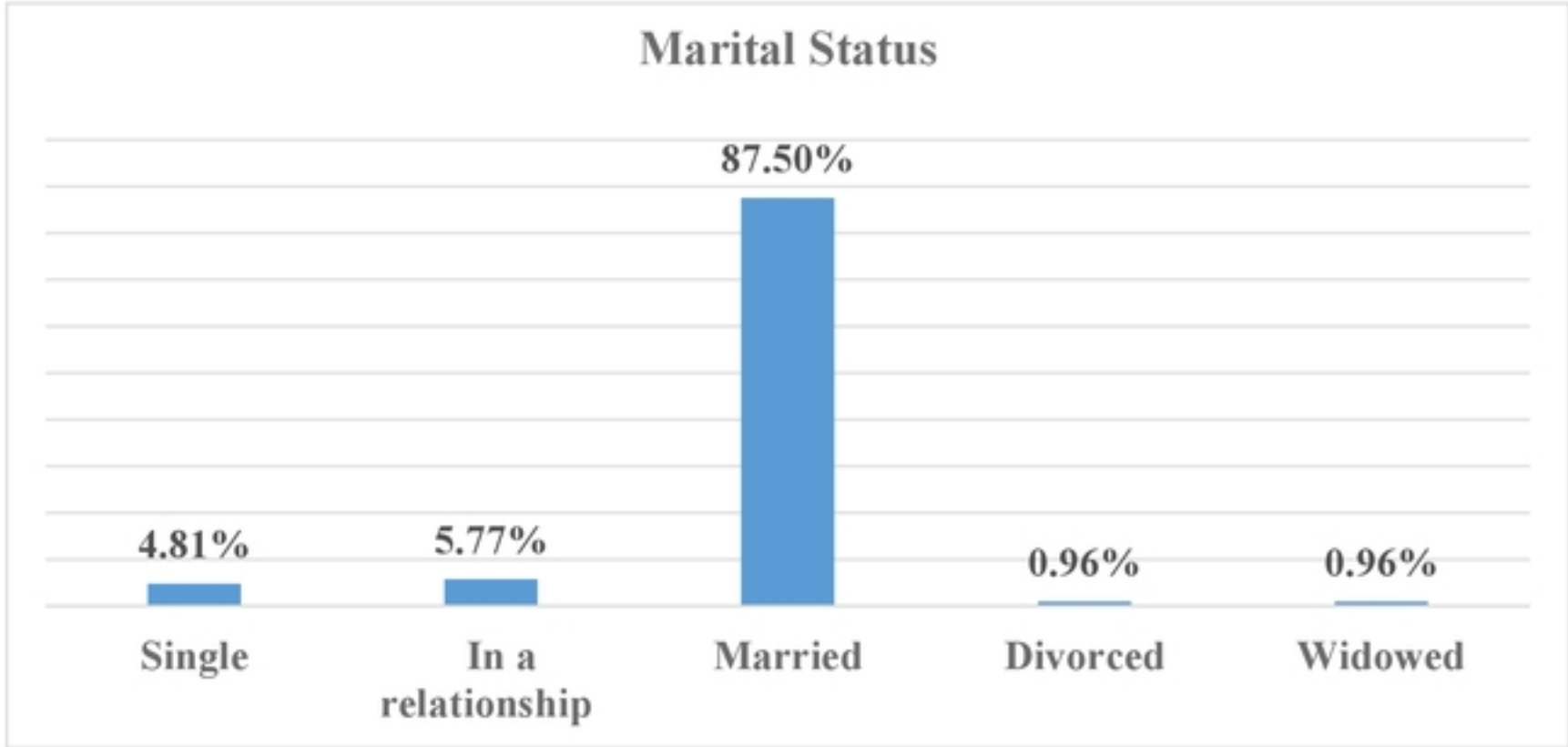


Fig 2





**Fig 3**



**Fig 4**