

Evaluating and Addressing Demographic Disparities in Medical Large Language Models: A Systematic Review

Mahmud Omar¹, Vera Sorin², Reem Agbareia³, Donald U. Apakama⁴, Ali Soroush¹, Ankit Sakhuja^{1,4}, Robert Freeman¹, Carol R Horowitz⁵, Lynne D. Richardson⁵, Girish N Nadkarni^{*1,4}, Eyal Klang^{*1,4}.

* Equal Contribution

Affiliations:

1. The Division of Data-Driven and Digital Medicine (D3M), Icahn School of Medicine at Mount Sinai, New York, NY, USA.
2. Department of Diagnostic Imaging, Chaim Sheba Medical Center, affiliated to the Sackler School of Medicine, Tel-Aviv University, Israel.
3. Tel Aviv Sourasky Medical Center – Ichilov, Tel-Aviv, Israel. s
3. The Charles Bronfman Institute of Personalized Medicine, Icahn School of Medicine at Mount Sinai, New York, NY, USA.
4. Institute for Health Equity Research, Icahn School of Medicine at Mount Sinai, New York, NY, USA.

Acknowledgment – None.

Financial disclosure – This research received no specific grant from any funding agency in the public, commercial, or not-for-profit sectors.

Competing interest – None declared.

Ethical approval was not required for this research.

Data Sharing Statement - This manuscript is a systematic review; therefore, all data utilized are available in the published articles that were reviewed.

Abstract

Background: Large language models (LLMs) are increasingly evaluated for use in healthcare. However, concerns about their impact on disparities persist. This study reviews current research on demographic biases in LLMs to identify prevalent bias types, assess measurement methods, and evaluate mitigation strategies.

Methods: We conducted a systematic review, searching publications from January 2018 to July 2024 across five databases. We included peer-reviewed studies evaluating demographic biases in LLMs, focusing on gender, race, ethnicity, age, and other factors. Study quality was assessed using the Joanna Briggs Institute Critical Appraisal Tools.

Results: Our review included 24 studies. Of these, 22 (91.7%) identified biases in LLMs. Gender bias was the most prevalent, reported in 15 of 16 studies (93.7%). Racial or ethnic biases were observed in 10 of 11 studies (90.9%). Only two studies found minimal or no bias in certain contexts. Mitigation strategies mainly included prompt engineering, with varying effectiveness.

However, these findings are tempered by a potential publication bias, as studies with negative results are less frequently published.

Conclusion: Biases are observed in LLMs across various medical domains. While bias detection is improving, effective mitigation strategies are still developing. As LLMs increasingly influence critical decisions, addressing these biases and their resultant disparities is essential for ensuring fair AI systems. Future research should focus on a wider range of demographic factors, intersectional analyses, and non-Western cultural contexts.

Introduction

LLMs are being integrated in multiple sectors, including healthcare (1,2). These models, however, are trained on human-generated text, which often contains biases (3–5). The extent and nature of demographic biases in LLMs remain under-researched. Some studies reveal concerning examples, such as LLMs being less likely to recommend advanced imaging for patients from underrepresented racial groups (6). Similar biases have been observed in legal and other professional domains (7). These biases, influenced by factors like model architecture, training data, and deployment context, can impact critical decisions and have potentially severe consequences (4).

Recent research has shown that commercially available LLMs can perpetuate harmful race-based medical misconceptions (3,5,6). In a study evaluating four LLMs across multiple healthcare scenarios, all models demonstrated instances of promoting debunked racial stereotypes in medicine (8). This can be challenging to detect and measure. Current mitigation strategies include debiasing algorithms, prompt engineering, and diverse training data (9). However, the rapid evolution of these models necessitates ongoing research to ensure future developments promote fairness. This is particularly important given that a recent survey of FDA-approved AI clinical decision support tools found none included a bias evaluation, defined as an analysis to determine whether the tool's outcomes are fair across different patient groups (10).

We systematically reviewed current research on demographic biases in medical LLMs, aiming to identify prevalent bias types, assess measurement methods, and evaluate mitigation strategies.

Materials and methods

Registration and Protocol

We conducted a systematic review following the Preferred Reporting Items for Systematic Reviews and Meta-Analyses (PRISMA) guidelines (11). The protocol was registered with the International Prospective Register of Systematic Reviews (PROSPERO), registration number: CRD42024578467 (12).

Data Sources and Search Strategy

We searched PubMed, Embase, Web of Science, APA PsycInfo, and Scopus for studies published between January 1, 2018, and July 31, 2024. The search strategy combined terms related to LLMs (e.g., "LLM", "GPT", "BERT") with terms for bias and fairness. We validated our search strings through iterative testing and refinement. We supplemented database searches with manual screening of reference lists from included studies. The full search strategy is available in the **Supplements**. We developed our search strategy following the methods outlined in Chapter 4 of the Cochrane Handbook for Systematic Reviews of Interventions (version 6.4) (13). We used the Rayyan web application for initial screening (14).

Study Selection

Two reviewers independently screened titles and abstracts using Rayyan software (MO, EK). We obtained full-text articles for all potentially eligible studies. The two reviewers then independently assessed these articles for inclusion. Disagreements were resolved by discussion or arbitration by a third reviewer. The full process is detailed the **Supplements**.

We included peer-reviewed studies that evaluated demographic biases in LLMs applied to medical or healthcare tasks. We defined demographic bias as systematic

variation in model outputs based on characteristics such as gender, race, or age (15).

We excluded studies of non-LLM models, those focusing solely on model performance without addressing bias, and non-peer-reviewed materials.

Data Extraction and Quality Assessment

We developed a standardized form for data extraction. One reviewer extracted data, which was verified by a second reviewer. We extracted information on study design, LLM type, types of bias, measurement methods, and key findings. The full process is detailed in the **Supplements**.

We assessed study quality using a multi-approach method with the JBI Critical Appraisal Checklist for Diagnostic Test Accuracy Studies and the JBI Critical Appraisal Checklist for Analytical Cross-Sectional Studies. These tools offer a structured framework that can be adapted to assess LLM bias studies, which often share methodological similarities with diagnostic accuracy research. Both fields evaluate outputs against expected standards, examine rates of incorrect classifications, and frequently involve classification tasks. Given the current lack of specific quality assessment tools for LLM bias studies, the JBI checklist provides a flexible approach that can be modified to evaluate crucial aspects such as data selection, bias measurement methods, and control of confounding factors in LLM research.

Data Synthesis and Analysis

Due to the heterogeneity of included studies, we conducted a narrative synthesis. We categorized studies by type of bias examined, measurement approach, and mitigation strategies proposed. Where possible, we presented quantitative summaries of bias measurements across studies.

Results

Search Results and Study Selection

A total of 863 articles were identified through initial screening. After the removal of 257 duplicates and excluding 539 articles through title and abstract screening, 67 articles underwent full-text review. Ultimately, 24 studies met all inclusion criteria (3,6,16–37). A PRISMA flowchart visually represents the screening process in **Figure 1**.

1.

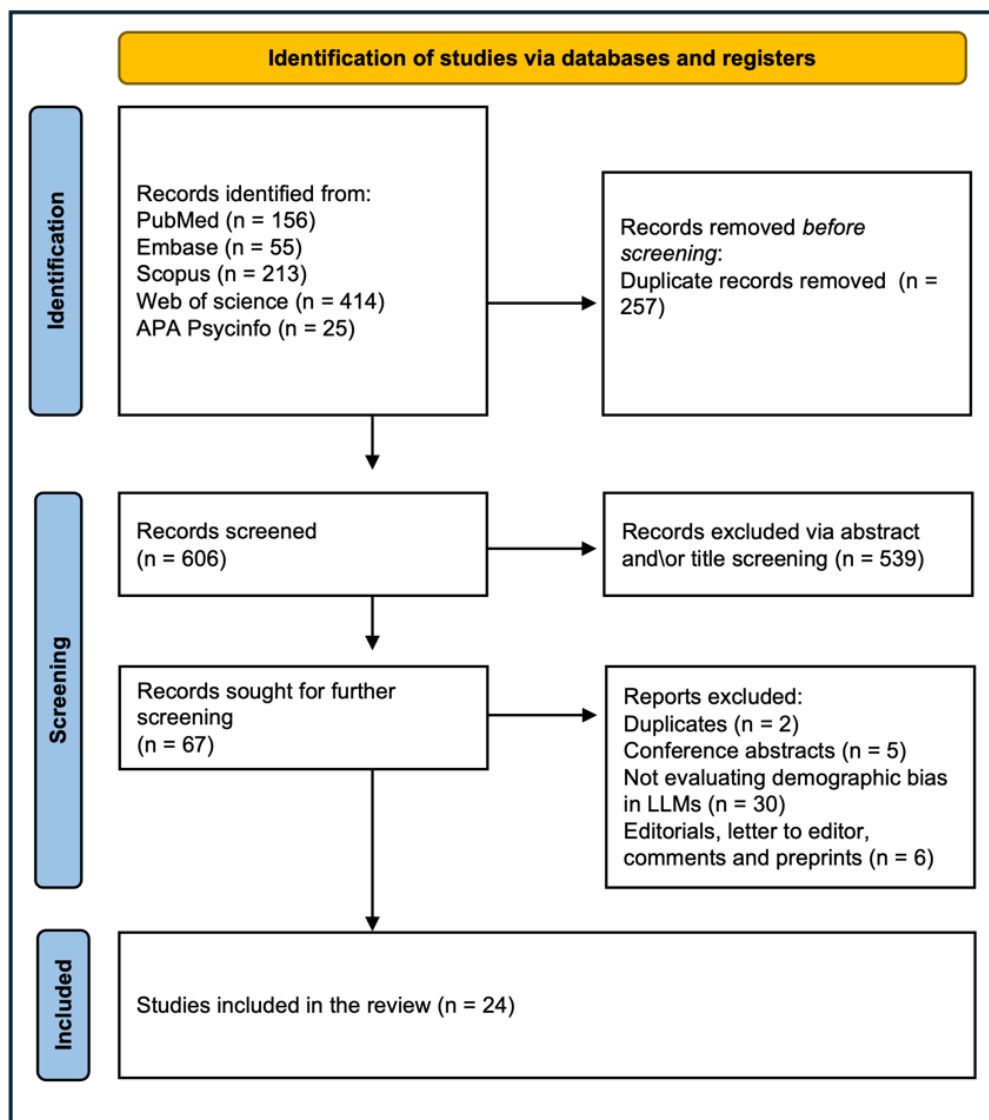


Figure 1: PRISMA flowchart.

Summary of the included studies

The 24 studies included were published between 2021 and 2024 (3,6,16–37), predominantly from the United States, with contributions from other countries including Germany, the Netherlands, Spain, and Turkey (**Table 1**).

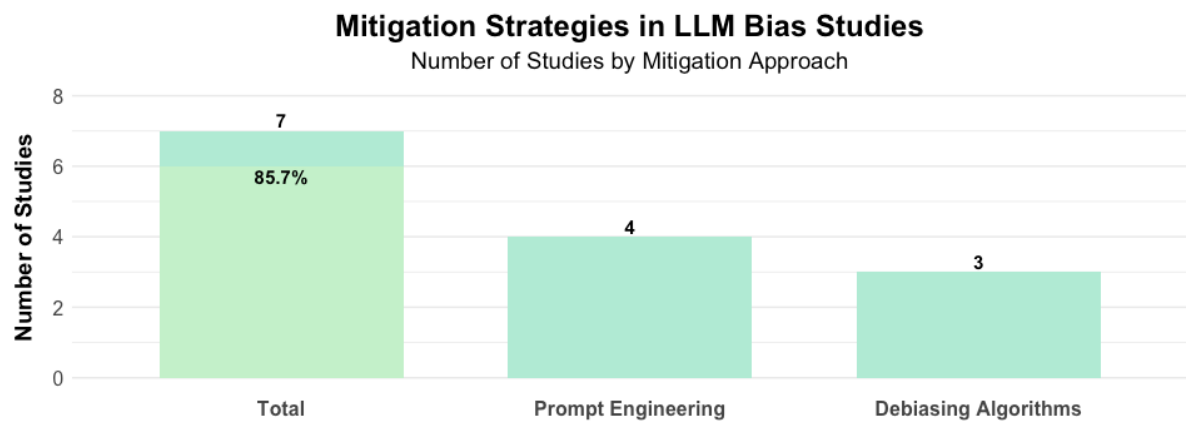
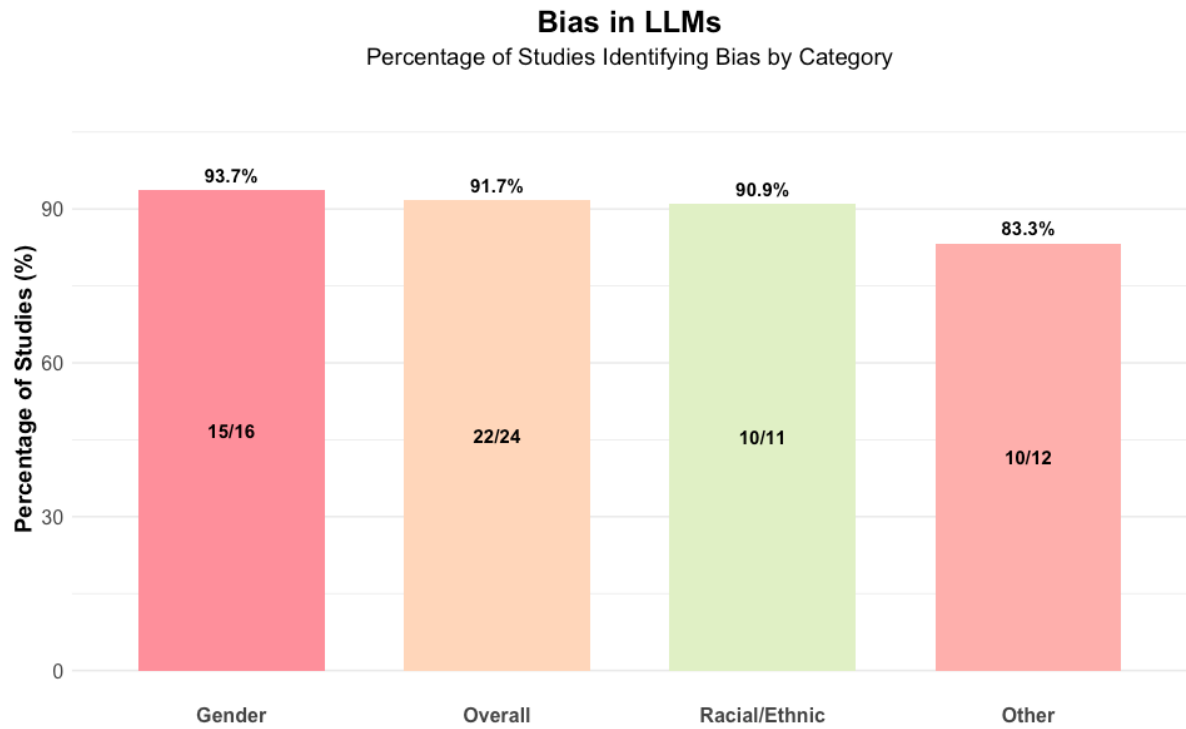
Gender bias was the most frequently evaluated type (16 studies), followed by *racial and ethnic bias* (11 studies). Other biases examined included *age, disability, socioeconomic status, and sexual orientation*. The studies evaluated various LLMs, including GPT variants (10 studies), BERT variants (7 studies), and other models like ELECTRA and RoBERTa. Methodologies these studies employed for bias detection and measurement varied widely, including prompt-based testing, corpus analysis, task-specific evaluations, and sentiment analysis. Several studies employed statistical techniques such as log-odds ratios, while others used custom metrics or adapted existing frameworks like the Stereotype Content Model (38) (**Table 2**).

Out of 24 studies, 22 (91.7%) identified biases in LLMs. Specifically, 15 of 16 studies (93.7%) reported gender disparities, often reflecting traditional gender roles and stereotypes. Additionally, 10 of 11 studies (90.9%) observed racial or ethnic biases, which typically influenced treatment recommendations, language use, or diagnostic accuracy. Pervasive cultural, age, and intersectional disparities were apparent in all evaluated studies (100% of 3, 2, and 3 studies, respectively), while socioeconomic and language biases were noted in 50% of 2 studies each (**Figure 2**).

The studies revealed biases across various LLM tasks in healthcare applications. Newer models like GPT showed demographic bias mainly in text generation tasks, such as creating clinical vignettes and discharge instructions. These models also

exhibited bias in prediction tasks, including patient outcome forecasting and diagnostic test recommendations, though to a lesser extent. Older models like BERT displayed bias primarily in classification tasks, with responses differing based on patient race and gender.

Regarding mitigation strategies, 7 studies (29%) implemented explicit methods. Of these, 4 used prompt engineering techniques, and 3 applied debiasing algorithms. Six of the seven studies reported reduced disparities in outcomes after implementing mitigation strategies, showcasing improved fairness in medical applications (**Figure 2**).



*The percentage in the lower "Total" bar represents the proportion of successful bias mitigation strategies (e.g., those reported as having successfully mitigated the bias)

Figure 2: A numeric overall analysis of the detected bias and mitigation strategies.

Quality assessment

The quality assessment used two JBI tools: the Critical Appraisal Checklist for Diagnostic Test Accuracy Studies (3 studies) and the Critical Appraisal Checklist for Analytical Cross-Sectional Studies (21 studies) (**Tables S1-2 in the supplements**). Of the 24 studies evaluated, 8 (33.3%) met all applicable criteria. Across all studies, 177

criteria were met (73.8%), 21 were not met (8.8%), 13 were unclear (5.4%), and 29 were not applicable (12.1%). Studies most often met the JBI tools` criteria related to study design, sample definition, and outcome measurement. Weaknesses included identification and handling of confounding factors, with 7 studies (29.2%) failing to meet or unclear on these criteria. Statistical analysis appropriateness was another concern, with 3 studies (12.5%) not meeting this criterion. The diagnostic accuracy studies generally performed well, meeting most criteria. The cross-sectional studies showed more variability, particularly in addressing confounding factors and statistical analysis.

Gender bias and mitigation strategies

Gender bias was evaluated in 16 studies across various LLMs and different applications, including GPT variants and BERT variants, with 93.7% confirming its presence. For instance, Kaplan et al., Bhardwaj et al., and Bozdag et al. observed gender bias in text generation tasks (29,32,36). Kaplan et al. found that GPT-3.5 recommendation letters for men included more agentic terms, which describe qualities of assertiveness, independence, and achievement, significantly more than for women who were described using communal language (36). Bhardwaj et al. noted BERT assigned more competence-related traits to male-generated text and more warmth-related traits to female-generated text (29). Bozdag et al. reported gender bias in medical legal contextualized language models affected task performance (32) (**Figure 3**).

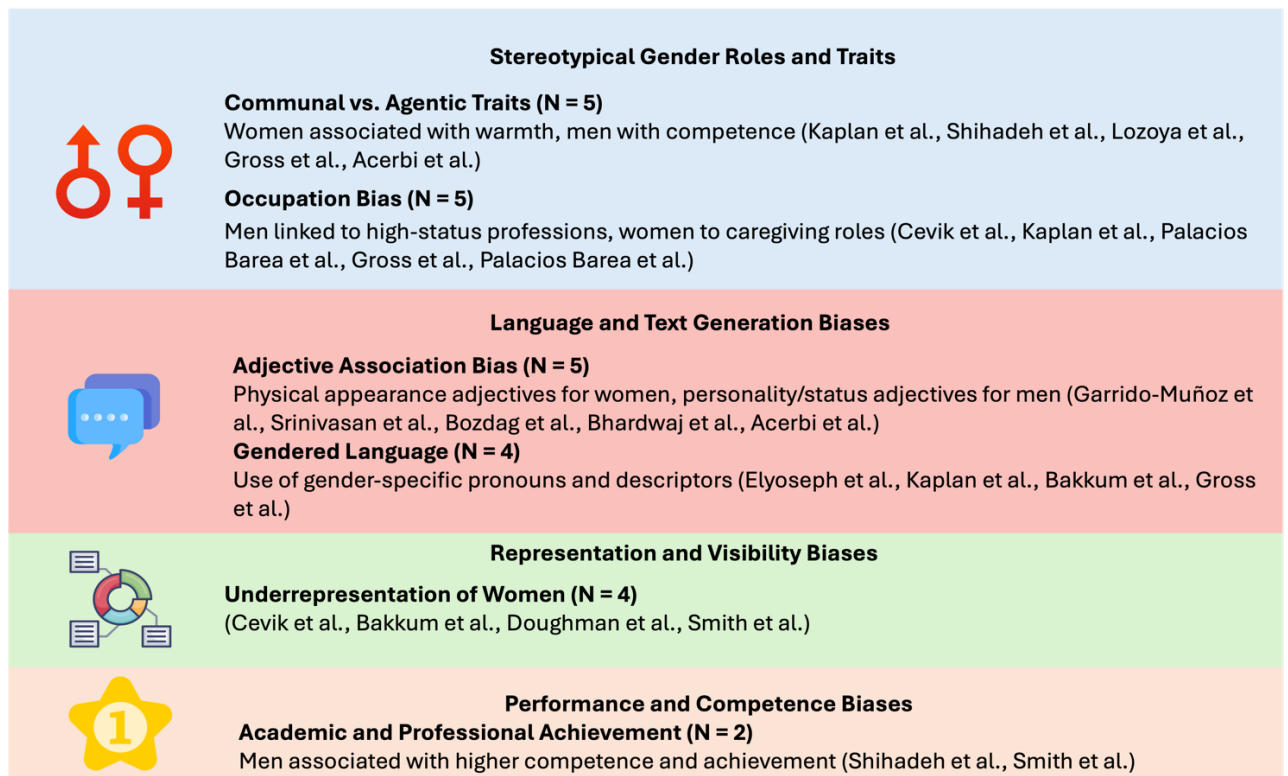


Figure 3: Gender bias manifestations in LLMs.

Bias was also noted in visual tasks. Srinivasan et al. and Gross et al. identified gender stereotypes in visual-linguistic tasks and general responses (3,37). Srinivasan et al. found VL-BERT overrode visual evidence in favor of learned gender biases (37), while Gross et al. reported that GPT reinforced traditional gender roles in its responses (3).

Garrido-Muñoz et al. and Lozoya et al. examined gender bias in non-English contexts (28,31). Garrido-Muñoz et al. found Spanish language models showed strong bias in describing females with body-related adjectives and males with behavior-related adjectives (31). Lozoya et al. observed gender stereotypes in synthetic mental health data generated by GPT-3 (28).

Shihadeh et al., Palacios Barea et al., and Acerbi et al. explored specific aspects of gender bias (20,21,30). Shihadeh et al. found evidence of "Brilliance Bias" in GPT-3

and InstructGPT, attributing higher achievements to men (21). Palacios Barea et al. observed GPT-3 reproduced social stereotypes related to gender (20). Acerbi et al. noted GPT-3 exhibited human-like gender biases in information transmission (30).

There were also some counterexamples as well, as bias mitigation strategies proposed by some authors (**Table 3**). Elyoseph et al. found no discernible gender bias in GPT-4's emotion recognition tasks, contrasting with other studies' findings (22). Valencia et al. demonstrated that prompt engineering could enhance cultural sensitivity in medical translations using GPT-3.5 and GPT-4.0 (16). Similarly, Bakkum et al. proposed a similar prompt engineering method to reduce bias in legal language models while maintaining performance (35).

Racial and ethnic bias

Racial and ethnic biases were examined in 11 studies across several applications. Yang et al. found GPT-3.5-turbo exhibited biases in medical report generation across racial groups, including fabricated patient histories and racially skewed diagnoses (6). Zack et al. reported that GPT-4 showed disparities in recommending advanced imaging, with lower rates of recommendations for patients from underrepresented racial groups compared to those of European descent (18). In a similar manner, Smith et al. found biases in student advising recommendations when examining GPT-3.5 and Claude AI's responses to lists of names associated with different racial/ethnic groups (27) (**Figure 4**).

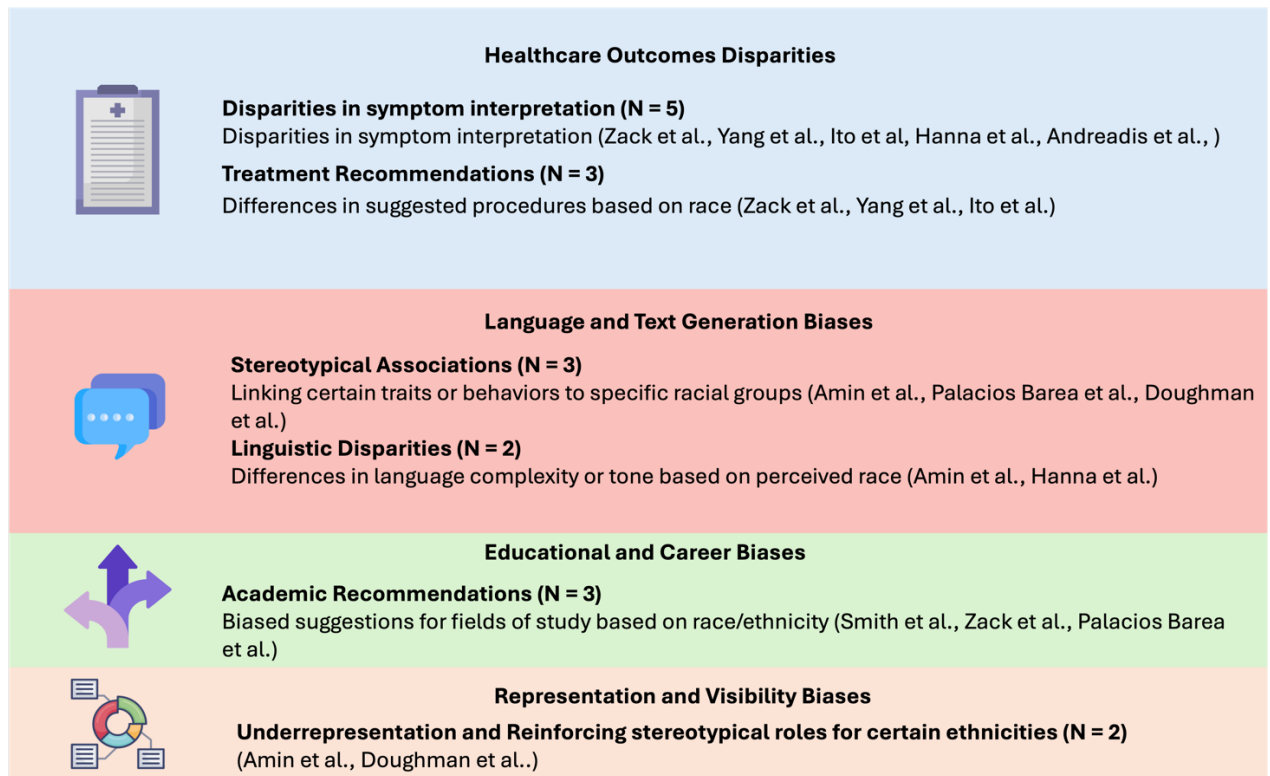


Figure 4: Racial and ethnic biases manifestations in LLMs.

Amin et al. observed bias in GPT's simplification of radiology reports based on racial context, finding statistically significant differences in reading grade levels between racial contexts for both GPT-3.5 and GPT-4 (25). Conversely, some studies found limited or no evidence of racial bias. Xie et al. observed little intrinsic bias in ClinicalBERT but revealed demographic disparities in outcomes when applied to real-world data (23). Hanna et al. found no significant differences in polarity and subjectivity across races/ethnicities in GPT's healthcare-related text generation (17). Similarly, Ito et al. reported no significant difference in GPT-4's diagnostic accuracy across racial and ethnic groups when compared to human physicians (34). Andreadis et al. also reported no significant racial diagnostic bias with GPT-4, although they noted an age-related bias in recommendations (33).

Other biases

Yeh et al. (2023) conducted a study using GPT-3.5 to examine biases related to age, disability, socioeconomic status, and sexual orientation (24). This research expanded the scope of bias investigation beyond commonly studied gender and racial biases. The study found that GPT-3.5 exhibited biases across these demographic factors when prompts lacked context. However, these biases were mitigated when contextual information was provided (24).

Andreadis et al. observed age-related bias in GPT's urgent care recommendations, which were presented more frequently to older individuals, even without the proper clinical evidence (33). Xie et al. found socioeconomic disparities in LLM-extracted seizure outcomes, with patients having public insurance and those from lower-income zip codes showing worse outcomes (23). Doughman et al. (2023) conducted a study examining multiple types of bias in BERT and DistilBERT models, including gender, racial, class, and religious biases (26). Their research revealed that sexism was the most prominent form of bias, with a notably higher bias against females. The study found that sexist sentences had the highest match rate, with BERT showing around 24% and DistilBERT showing 16% for sexist content. While the exact definition of sexism used in the study isn't provided, it likely involved stereotypical or discriminatory representations of women in language. The researchers used synthetically generated prejudiced sentences to evaluate the models, analyzing their predictions on masked tokens (**Table 4** lists some specific examples of different biases from the included studies).

Valencia et al. studied a novel mitigation strategy for bias in language models. They compared GPT translations of kidney transplantation FAQs from English to Spanish against human translations. The researchers used prompt engineering to tailor the translations for the Hispanic community. GPT's translations showed higher accuracy

and cultural sensitivity than human translations. The study found minimal bias in the GPT-generated translations (16).

Discussion

This systematic review reveals pervasive demographic biases in medical LLMs, with gender and racial/ethnic biases being particularly common. Some studies attempted to mitigate these biases, as prompt engineering and debiasing algorithms showed promise. These findings underscore an important ethical challenge in deploying LLMs for healthcare. They also emphasize the need for rigorous testing and the development of validated mitigation strategies before integrating LLMs into clinical practice.

The reviewed studies employed a range of metrics to quantify bias in large language models, including accuracy scores (0-100%), probability indices (-1 to +1), and representation percentages (0-100%). Cevik et al.'s findings on DALL-E2's image generation demonstrate how AI can perpetuate gender stereotypes in professional roles, potentially influencing societal perceptions of medical professionals (19). In another interesting and quantifiable record, Yang et al. found GPT-3.5-turbo predicted lower death rates for White patients (56.54%) compared to other racial groups (up to 62.25% for Black patients), suggesting potential racial bias in medical prognosis (6). Importantly, Garrido-Muñoz et al.'s work on Spanish language models shows that these biases are not limited to English-language AI, suggesting a widespread issue that crosses linguistic boundaries (31).

The prevalence of these biases across different models and applications highlights ongoing challenges in LLM development. Despite advances in model architecture and

training, AI systems continue to reflect societal biases. Models like GPT-4 (39), released in March 2023, still produce ethnic, racial, and gender biases. These biases appear mainly in written output text, but also affect prognosis predictions and recommendations for treatments and management protocols (18). This persistence suggests that addressing bias requires both technical solutions and critical examination of the data and societal contexts in which these models are trained on, and that use of LLMs should be carefully considered to avoid perpetuating those biases.

Mitigation strategies were explored in several studies, though less prominently than bias detection methods, and quantitative data on their effectiveness remains limited. The lack of standardized metrics for measuring bias reduction complicates comparisons across studies. These findings underscore the pervasive nature of demographic biases in LLMs and emphasize the need for more robust, quantifiable mitigation strategies.

Approaches for bias mitigation included prompt engineering and specialized debiasing algorithms. For example, Valencia et al. demonstrated that fine-tuning AI chatbots improved cultural sensitivity in medical translations. These chatbots were optimized for translation accuracy and cultural relevance, focusing on nuances specific to the Hispanic community (16). Interestingly, Valencia et al. concluded that fine-tuned GPT-3.5 and GPT-4 have the potential to promote health equity by enhancing access to essential kidney transplant information in Spanish. GPT-4 was found to be more sensitive and ethnically accurate than GPT-3.5, supporting the development of more advanced and culturally sensitive LLMs (16). Additionally, Bakkum et al. proposed a method, using iterative prompt optimization and segmented prompting to reduce gender bias in medical legal language models (35). Moreover,

Bhardwaj et al. reported a 63.9% reduction in gender bias metrics for BERT models, using debiasing algorithms for BERT (29). These strategies show promise, but their effectiveness varies across bias types and application contexts and require further validation on large datasets and models (40).

The potential of LLMs to mitigate bias shows promise but remains complex. Some studies indicate that advanced LLMs can reduce biases in human-generated text (41–43). However, their rapid development and widespread adoption across various fields present ongoing challenges. The models' training data, both current and historical, contains inherent biases that will likely persist in the near future (24). We propose that developing validated bias mitigation methods for human data could positively impact the creation of less biased models. These methods could be applied to the same data used for further training and development, potentially reducing bias in future LLMs. This requires robust evaluation in real-world medical scenarios. Studies should assess how these mitigation approaches affect model accuracy and efficiency, especially for decision-making. One proposed approach is removing references to race, gender, or other potentially sensitive categories (29). However, this could have unintended consequences in clinical settings where sex-based distinctions are medically relevant. Future research should carefully balance bias reduction with maintaining clinically important information.

Current research on demographic biases in LLMs has limitations. Few studies address biases related to sexual orientation, non-binary gender identities, and intersectional identities. The focus on binary gender categories fails to capture the full spectrum of gender identities (44). Additionally, the geographical concentration of studies in Western countries limits our understanding of biases in diverse cultural contexts (45). To advance this field, future research should prioritize evaluating a wider range of

demographic factors and intersectional analyses. Developing robust, context-aware mitigation strategies is essential, as is establishing ethical guidelines for LLM deployment. Researchers should investigate biases in non-Western cultural contexts and explore the impact of different training data sets on bias formation. In addition, more models should be evaluated, as the current literature mainly focuses on GPT models.

This review has several limitations. First, it may be limited by its focus only on already published studies, and with the rapid development of the technology this may not represent the full spectrum of research in this field. Additionally, there is inherent bias in this review, focusing on English-language publications, potentially overlooking findings published in other languages. Moreover, due to the rapid development of LLMs, some studies conducted or published after this review may not be included. Finally, it is important to note that publication bias likely influenced the results, as studies demonstrating negative outcomes are less frequently published, thus they may be underrepresented in the published literature.

In conclusion, Biases are observed in LLMs across various medical domains. While bias detection is improving, effective mitigation strategies are still developing. As LLMs increasingly influence critical decisions, addressing these biases and their resultant disparities is essential for ensuring fair AI systems. Future research should focus on a wider range of demographic factors, intersectional analyses, and non-Western cultural contexts.

References

1. Abd-alrazaq A, AlSaad R, Alhuwail D, Ahmed A, Healy PM, Latifi S, et al. Large Language Models in Medical Education: Opportunities, Challenges, and Future Directions. *JMIR Med Educ* [Internet]. 2023 [cited 2024 Jun 19];9. Available from: <https://www.ncbi.nlm.nih.gov/pmc/articles/PMC10273039/>
2. Thirunavukarasu AJ, Ting DSJ, Elangovan K, Gutierrez L, Tan TF, Ting DSW. Large language models in medicine. *Nat Med*. 2023 Aug;29(8):1930–40.
3. Gross N. What ChatGPT Tells Us about Gender: A Cautionary Tale about Performativity and Gender Biases in AI. *Soc Sci*. 2023 Aug;12(8):435.
4. Navigli R, Conia S, Ross B. Biases in Large Language Models: Origins, Inventory, and Discussion. *J Data Inf Qual*. 2023 Jun 22;15(2):10:1-10:21.
5. Schramowski P, Turan C, Andersen N, Rothkopf CA, Kersting K. Large pre-trained language models contain human-like biases of what is right and wrong to do. *Nat Mach Intell*. 2022 Mar;4(3):258–68.
6. Yang Y, Liu X, Jin Q, Huang F, Lu Z. Unmasking and Quantifying Racial Bias of Large Language Models in Medical Report Generation [Internet]. *arXiv*; 2024 [cited 2024 Jun 20]. Available from: <http://arxiv.org/abs/2401.13867>
7. Limisiewicz T, Mareček D. Don't Forget About Pronouns: Removing Gender Bias in Language Models Without Losing Factual Gender Information. In: Hardmeier C, Basta C, Costa-jussà MR, Stanovsky G, Gonen H, editors. *Proceedings of the 4th Workshop on Gender Bias in Natural Language Processing (GeBNLP)* [Internet]. Seattle, Washington: Association for Computational Linguistics; 2022 [cited 2024 Aug 4]. p. 17–29. Available from: <https://aclanthology.org/2022.gebnlp-1.3>
8. Omiye JA, Lester JC, Spichak S, Rotemberg V, Daneshjou R. Large language models propagate race-based medicine. *NPJ Digit Med*. 2023 Oct 20;6:195.
9. Nazer LH, Zatarah R, Waldrip S, Ke JXC, Moukheiber M, Khanna AK, et al. Bias in artificial intelligence algorithms and recommendations for mitigation. *PLOS Digit Health*. 2023 Jun;2(6):e0000278.
10. Lee JT, Moffett AT, Maliha G, Faraji Z, Kanter GP, Weissman GE. Analysis of Devices Authorized by the FDA for Clinical Decision Support in Critical Care. *JAMA Intern Med*. 2023 Dec 1;183(12):1399–401.
11. Page MJ, McKenzie JE, Bossuyt PM, Boutron I, Hoffmann TC, Mulrow CD, et al. The PRISMA 2020 statement: an updated guideline for reporting systematic reviews. *BMJ*. 2021 Mar 29;372:n71.
12. Schiavo JH. PROSPERO: An International Register of Systematic Review Protocols. *Med Ref Serv Q*. 2019;38(2):171–80.
13. Lefebvre C. Chapter 4: Searching for and selecting studies [Internet]. [cited 2024 Aug 10]. Available from: <https://training.cochrane.org/handbook/current/chapter-04>
14. Ouzzani M, Hammady H, Fedorowicz Z, Elmagarmid A. Rayyan-a web and mobile app for systematic reviews. *Syst Rev*. 2016 Dec 5;5(1):210.
15. Norori N, Hu Q, Aellen FM, Faraci FD, Tzovara A. Addressing bias in big data and AI for health care: A call for open science. *Patterns*. 2021 Oct 8;2(10):100347.
16. Garcia Valencia OA, Thongprayoon C, Jadlowiec CC, Mao SA, Leeaphorn N, Budhiraja P, et al. AI-driven translations for kidney transplant equity in Hispanic populations. *Sci Rep*. 2024 Apr 12;14(1):8511.
17. Hanna JJ, Wakene AD, Lehmann CU, Medford RJ. Assessing Racial and Ethnic Bias in Text Generation for Healthcare-Related Tasks by ChatGPT1. *medRxiv*.

2023 Aug 28;2023.08.28.23294730.

18. Zack T, Lehman E, Suzgun M, Rodriguez JA, Celi LA, Gichoya J, et al. Assessing the potential of GPT-4 to perpetuate racial and gender biases in health care: a model evaluation study. *Lancet Digit Health*. 2024 Jan 1;6(1):e12–22.
19. Cevik J, Lim B, Seth I, Sofiadellis F, Ross RJ, Cuomo R, et al. Assessment of the bias of artificial intelligence generated images and large language models on their depiction of a surgeon. *ANZ J Surg*. 2024;94(3):287–94.
20. Palacios Barea MA, Boeren D, Ferreira Goncalves JF. At the intersection of humanity and technology: a technofeminist intersectional critical discourse analysis of gender and race biases in the natural language processing model GPT-3. *AI Soc* [Internet]. 2023 Nov 25 [cited 2024 Jun 24]; Available from: <https://doi.org/10.1007/s00146-023-01804-z>
21. Shihadeh J, Ackerman M, Troske A, Lawson N, Gonzalez E. Brilliance Bias in GPT-3. In: 2022 IEEE Global Humanitarian Technology Conference (GHTC) [Internet]. Santa Clara, CA, USA: IEEE; 2022 [cited 2024 Jun 23]. p. 62–9. Available from: <https://ieeexplore.ieee.org/document/9910995/>
22. Elyoseph Z, Refoua E, Asraf K, Lvovsky M, Shimoni Y, Hadar-Shoval D. Capacity of Generative AI to Interpret Human Emotions From Visual and Textual Data: Pilot Evaluation Study. *JMIR Ment Health*. 2024 Feb 6;11:e54369.
23. Xie K, Ojemann WKS, Gallagher RS, Shinohara RT, Lucas A, Hill CE, et al. Disparities in seizure outcomes revealed by large language models. *J Am Med Inform Assoc*. 2024 Jun 1;31(6):1348–55.
24. Yeh KC, Chi JA, Lian DC, Hsieh SK. Evaluating Interfaced LLM Bias. In 2023 [cited 2024 Jun 20]. Available from: <https://www.semanticscholar.org/paper/Evaluating-Interfaced-LLM-Bias-Yeh-Chi/be4adc35746c179eb4e660894f7af0ced88b6bdb>
25. Amin KS, Forman HP, Davis MA. Even with ChatGPT, race matters. *Clin Imaging*. 2024 May;109:110113.
26. Doughman J, Shehata S, Karray F. FairGauge: A Modularized Evaluation of Bias in Masked Language Models. In: Proceedings of the 2023 IEEE/ACM International Conference on Advances in Social Networks Analysis and Mining [Internet]. New York, NY, USA: Association for Computing Machinery; 2024 [cited 2024 Jun 20]. p. 131–5. (ASONAM '23). Available from: <https://dl.acm.org/doi/10.1145/3625007.3627592>
27. Smith JM. “I’m Sorry, but I Can’t Assist”: Bias in Generative AI. In: Proceedings of the 2024 on RESPECT Annual Conference [Internet]. New York, NY, USA: Association for Computing Machinery; 2024 [cited 2024 Jun 20]. p. 75–80. (RESPECT 2024). Available from: <https://dl.acm.org/doi/10.1145/3653666.3656065>
28. Lozoya DC, D’Alfonso S, Conway M. Identifying Gender Bias in Generative Models for Mental Health Synthetic Data. In: 2023 IEEE 11th International Conference on Healthcare Informatics (ICHI) [Internet]. Houston, TX, USA: IEEE; 2023 [cited 2024 Jun 23]. p. 619–26. Available from: <https://ieeexplore.ieee.org/document/10337173/>
29. Bhardwaj R, Majumder N, Poria S. Investigating Gender Bias in BERT. *Cogn Comput*. 2021 Jul 1;13(4):1008–18.
30. Acerbi A, Stubbersfield JM. Large language models show human-like content biases in transmission chain experiments. *Proc Natl Acad Sci*. 2023 Oct 31;120(44):e2313790120.
31. Garrido-Muñoz I, Martínez-Santiago F, Montejo-Ráez A. MarIA and BETO

- are sexist: evaluating gender bias in large language models for Spanish. *Lang Resour Eval* [Internet]. 2023 Jul 23 [cited 2024 Aug 4]; Available from: <https://doi.org/10.1007/s10579-023-09670-3>
32. Bozdag M, Sevim N, Koç A. Measuring and Mitigating Gender Bias in Legal Contextualized Language Models. *ACM Trans Knowl Discov Data*. 2024 Feb 13;18(4):79:1-79:26.
 33. Andreadis K, Newman DR, Twan C, Shunk A, Mann DM, Stevens ER. Mixed methods assessment of the influence of demographics on medical advice of ChatGPT. *J Am Med Inform Assoc*. 2024 Apr 29;ocae086.
 34. Ito N, Kadomatsu S, Fujisawa M, Fukaguchi K, Ishizawa R, Kanda N, et al. The Accuracy and Potential Racial and Ethnic Biases of GPT-4 in the Diagnosis and Triage of Health Conditions: Evaluation Study. *JMIR Med Educ*. 2023 Nov 2;9:e47532.
 35. Bakkum MJ, Hartjes MG, Piët JD, Donker EM, Likic R, Sanz E, et al. Using artificial intelligence to create diverse and inclusive medical case vignettes for education. *Br J Clin Pharmacol*. 2024 Mar;90(3):640–8.
 36. Kaplan DM, Palitsky R, Arconada Alvarez SJ, Pozzo NS, Greenleaf MN, Atkinson CA, et al. What's in a Name? Experimental Evidence of Gender Bias in Recommendation Letters Generated by ChatGPT. *J Med Internet Res*. 2024 Mar 5;26:e51837.
 37. Srinivasan T, Bisk Y. Worst of Both Worlds: Biases Compound in Pre-trained Vision-and-Language Models [Internet]. arXiv; 2022 [cited 2024 Jun 20]. Available from: <http://arxiv.org/abs/2104.08666>
 38. Fiske ST. Stereotype Content: Warmth and Competence Endure. *Curr Dir Psychol Sci*. 2018 Apr;27(2):67–73.
 39. OpenAI, Achiam J, Adler S, Agarwal S, Ahmad L, Akkaya I, et al. GPT-4 Technical Report [Internet]. arXiv; 2024 [cited 2024 Aug 10]. Available from: <http://arxiv.org/abs/2303.08774>
 40. He J, Lin N, Bai Q, Liang H, Zhou D, Yang A. Towards fair decision: A novel representation method for debiasing pre-trained models. *Decis Support Syst*. 2024 Jun 1;181:114208.
 41. Maronikoulakis A, Baader P, Schütze H. Analyzing Hate Speech Data along Racial, Gender and Intersectional Axes. In: Hardmeier C, Basta C, Costa-jussà MR, Stanovsky G, Gonen H, editors. Proceedings of the 4th Workshop on Gender Bias in Natural Language Processing (GeBNLP) [Internet]. Seattle, Washington: Association for Computational Linguistics; 2022 [cited 2024 Aug 4]. p. 1–7. Available from: <https://aclanthology.org/2022.gebnlp-1.1>
 42. Touileb S, Øvrelied L, Velldal E. Using Gender- and Polarity-Informed Models to Investigate Bias. In: Costa-jussa M, Gonen H, Hardmeier C, Webster K, editors. Proceedings of the 3rd Workshop on Gender Bias in Natural Language Processing [Internet]. Online: Association for Computational Linguistics; 2021 [cited 2024 Aug 4]. p. 66–74. Available from: <https://aclanthology.org/2021.gebnlp-1.8>
 43. Rodriguez JA, Alsentzer E, Bates DW. Leveraging large language models to foster equity in healthcare. *J Am Med Inform Assoc JAMIA*. 2024 Mar 20;ocae055.
 44. Thorne N, Yip AKT, Bouman WP, Marshall E, Arcelus J. The terminology of identities between, outside and beyond the gender binary – A systematic review. *Int J Transgenderism*. 2019 Jul 18;20(2–3):138–54.
 45. Choudhury S, Kirmayer LJ. Cultural neuroscience and psychopathology: prospects for cultural psychiatry. *Prog Brain Res*. 2009;178:263–83.

Tables and figures:

Table 1: Summary of the characteristics and results of the included studies.

Author et al.	Year	Country	Model Evaluated	Type of Bias Studied	Summary of the results
Elyoseph et al.	2024	Israel/UK	GPT-4, Google Bard	Gender	No discernible gender bias in emotion recognition
Kaplan et al.	2024	USA	GPT-3.5	Gender	Significant gender bias in recommendation letter generation
Bakkum et al.	2024	Netherlands	GPT-3.5	Gender	Gender bias in case generation; proposed mitigation strategy
Bhardwaj et al.	2021	Singapore	BERT	Gender	Significant gender bias in downstream tasks
Shihadeh et al.	2022	USA	GPT-3, InstructGPT	Gender	Substantial "Brilliance Bias" attributing higher achievements to men
Garrido-Muñoz et al.	2023	Spain	Various Spanish LLMs	Gender	Significant gender bias in adjective associations
Srinivasan et al.	2022	USA	VL-BERT	Gender	Gender biases overriding visual evidence in multimodal tasks
Bozdog et al.	2024	Turkey	LegalBERT-Small	Gender	Significant gender bias in medical legal language models
Gross et al.	2023	Ireland	GPT-4	Gender	Perpetuation of gender stereotypes in responses
Lozoya et al.	2023	Australia	GPT-3	Gender	Gender stereotypes in synthetic mental health data
Cevik et al.	2024	Australia	GPT-3.5, BARD	Gender, racial	Significant gender and skin-tone biases in AI-generated images
Palacios Barea et al.	2023	Netherlands	GPT-3	Gender, racial	Significant biases reflecting social stereotypes
Acerbi et al.	2023	Italy/UK	GPT-3	Gender, social, threat-related	Human-like content biases in information transmission
Doughman et al.	2023	UAE	BERT, DistilBERT	Gender, racial, class, religious	Sexism most prominent; higher bias against females
Smith et al.	2024	USA	GPT-3.5, Claude AI	Racial, ethnic	Biases in student advising recommendations
Amin et al.	2024	USA	GPT-3.5, GPT-4	Racial, ethnic	Bias in simplification of radiology reports based on racial context
Yang et al.	2024	USA	GPT-3.5-turbo, GPT-4	Racial	Significant racial biases in medical report generation
Hanna et al.	2023	USA	GPT-3.5	Racial, ethnic	No significant bias in healthcare-related text generation
Ito et al.	2023	Japan	GPT-4	Racial, ethnic	No significant bias in diagnostic accuracy across racial groups
Xie et al.	2024	USA	Clinical_BERT	Racial, ethnic, gender, socioeconomic	Little intrinsic bias but revealed demographic disparities in outcomes
Zack et al.	2024	USA	GPT-4	Racial, ethnic, gender	Biases in medical diagnosis and treatment recommendations
Andreadis et al.	2024	USA	GPT-4	Racial, ethnic, age, sex	No significant diagnostic bias but age bias in recommendations
Valencia et al.	2024	USA	GPT-3.5, GPT-4.0	Cultural, linguistic	High accuracy and cultural sensitivity; minimal bias
Yeh et al.	2023	Taiwan	GPT-3.5	Age, disability, socioeconomic	Biases when no context provided, mitigated with context

Table 2: Detailed methodological and quantitative analysis of the included studies.

Author et al.	Model	Type of bias	Sample size	Type of data	Bias Detection Methods	Numeric results	Study limitations
Elyoseph et al.	GPT-4, Google Bard	Gender	56 items	Visual and textual data	Statistical analysis	nearly equal distribution of errors across male (9) and female (10) stimuli in RMET	Limited to specific emotion recognition tasks
Kaplan et al.	GPT-3.5	Gender	1400 letters	AI-generated text	LIWC analysis	Significant differences in language use ($p < 0.05$)	Focus on binary gender, limited name set
Bakkum et al.	GPT-3.5	Gender	Not reported	AI-generated case vignettes	Not specified	Not numerically evaluated	Limited to medical case generation
Bhardwaj et al.	BERT	Gender	8,400 samples	Template-based sentences	MLP regressors, equity evaluation	Not numerically evaluated	Limited to binary gender attributes
Shihadeh et al.	GPT-3, InstructGPT	Gender	3200 generations	AI-generated text	Template-based approach	Not numerically evaluated	Focus on brilliance bias only
Garrido-Muñoz et al.	Various Spanish LLMs	Gender	20 templates	Masked language task	Probability and rank-based metrics	Not numerically evaluated	Limited to Spanish language models
Srinivasan et al.	VL-BERT	Gender	12 images per entity pair	Image-text pairs	Template-based masked language modeling	Not numerically evaluated	Limited to binary gender classification
Bozdag et al.	LegalBERT-Small	Gender	3,032 court cases	Legal documents	Template-based approach	Comparable μ -F1 and m-F1 scores after debiasing	Specific to legal domain
Gross et al.	GPT-4	Gender	Not applicable	AI-generated responses	Qualitative analysis	Not reported	Conceptual nature, lack of empirical data
Lozoya et al.	GPT-3	Gender	1,000 text documents	Synthetic text data	LIWC-22, ccLDA	Significant differences in trait associations ($p < 0.05$)	Context-specific to mental health therapy
Cevik et al.	GPT-3.5, BARD	Gender, racial	24 descriptions, 64 images	AI-generated images and text	Analysis of generated descriptions and images	Not numerically evaluated	Limited group of evaluators
Palacios Barea et al.	GPT-3	Gender, racial	56 unique prompts	Text completions	Critical Discourse Analysis	Not numerically evaluated	Stochastic nature of outputs, researcher bias
Acerbi et al.	GPT-3	Gender, social, threat-related	Not reported	AI-generated text	Transmission chain method	Not numerically evaluated	Limited to specific content biases
Doughman et al.	BERT, DistilBERT	Gender, racial, class, religious	23,736 sentences	Synthetically generated prejudiced sentences	Prejudice score combining probability and top-k index	Sexism had highest match rate (BERT: 24%, DistilBERT: 16%)	Use of synthetic data may not reflect real-world language

Smith et al.	GPT-3.5, Claude AI	Racial, ethnic	100 hypothetical students	AI-generated recommendations	Algorithm audit approach	Significant differences in recommendations ($p < 0.05$)	Limited to specific academic context
Amin et al.	GPT-3.5, GPT-4	Racial, ethnic	750 reports	Radiology reports	Readability scores	Significant differences in reading grade levels ($p < 0.05$)	Focus only on readability scores
Yang et al.	GPT-3.5-turbo, GPT-4	Racial	383 patient profiles	AI-generated medical reports	Qualitative and quantitative analyses	Lower death rate prediction for White patients (56.54% vs. others)	Limited to specific medical scenarios
Hanna et al.	GPT-3.5	Racial, ethnic	100 encounters	Health record encounters	Sentiment analysis, NER, readability scores	No significant differences across races/ethnicities ($p > 0.05$)	Reliance on specific linguistic measures
Ito et al.	GPT-4	Racial, ethnic	45	Clinical vignettes	Comparison with physician performance	97.8% diagnostic accuracy, no significant differences across groups	Limited set of clinical vignettes
Xie et al.	Clinical_BERT	Racial, ethnic, gender, socioeconomic	84,675 clinic visits	Electronic Health Records	Accuracy of model classifications, regression models	Significant disparities in outcomes across demographic groups ($p < 0.05$)	Potential biases in human annotations
Zack et al.	GPT-4	Racial, ethnic, gender	1000	Clinical vignettes	Statistical tests for significance between groups	Significant differences in diagnosis and treatment recommendations by race and gender ($p < 0.05$)	Limited to specific medical context
Andreadis et al.	GPT-4	Racial, ethnic, age, sex	540	Clinical vignettes	Analysis of diagnostic correctness and generated text	No significant difference in diagnostic accuracy, but age bias in recommendations	May not reflect all patient interactions
Valencia et al.	GPT-3.5, GPT-4.0	Cultural, linguistic	54 questions	Translated medical FAQs	Evaluation by native speakers using 1-5 rubric	High linguistic accuracy (GPT-3.5: 4.89 ± 0.31 , GPT-4.0: 4.94 ± 0.23)	Narrow focus on specific medical context
Yeh et al.	GPT-3.5	Age, disability, socioeconomic, sexual orientation	Not reported	Content and comments from online board	Sentiment analysis, bias QA dataset	Not numerically evaluated	Reliance on specific dataset, potential keyword biases

***Abbreviations:** LLMs: Large Language Models | LIWC: Linguistic Inquiry and Word Count | MLP: Multilayer Perceptron | NER: Named Entity Recognition | BERT: Bidirectional Encoder Representations from Transformers | GPT: Generative Pre-trained Transformer | AI: Artificial Intelligence | cLLDA: cross-collection Latent Dirichlet Allocation | FAQ: Frequently Asked Questions | QA: Question Answering

Table 3: Mitigation strategies reported.

Author et al.	Year	Country	Model Evaluated	Type of Bias Studied	Mitigation Method	Mitigation Results
Bakkum et al.	2024	Netherlands	GPT 3.5	Gender Bias	Prompt Engineering: Iterative Prompt Optimization, Segmented Prompting	Enhanced diversity in medical vignettes; improved inclusivity.
Yeh et al.	2023	Taiwan	GPT-3.5-turbo	Multiple Societal Biases	Prompt Engineering: Contextualization and Disambiguation Techniques	Reduced bias through detailed prompts and disambiguation.
Palacios Barea et al.	2023	Netherlands	GPT-3	Gender, Racial Bias	Prompt Engineering: Thematic Prompts	Identified and reduced biases in gender and racial representation.
Andreadis et al.	2024	USA	GPT-4	Age, Gender, Racial Bias	Prompt Engineering: Demographic Tailoring	Found potential age bias in urgent care recommendations.
Bhardwaj et al.	2021	Singapore	BERT	Gender Bias	Debiasing Algorithm: Gender Debiasing Algorithm using PCA	Significantly reduced gender bias in emotion prediction tasks.
Bozdag et al.	2024	Turkey	LegalBERT-Small	Gender Bias	Debiasing Algorithm: Legal-Context-Debias (LCD)	Reduced gender bias in legal text while maintaining performance.
Doughman et al.	2023	UAE	DistilBERT	Sexism, Multiple Bias	Debiasing Algorithm: Context-Debias Algorithm	Reduced biased predictions in masked language models.

*Abbreviations: PCA: Principal Component Analysis | LCD: Legal-Context-Debias

Table 4: Notable examples of specific biases in LLMs across different domains and data types.

Author (Year)	Country	Data Type	Example of Bias Found
Kaplan et al. (2024)	USA	AI-generated recommendation letters	Communal language for females, agentic for males. For a female applicant: "Abigail is a person of integrity, professionalism, and admirable work ethic. Her positive attitude, humility, and willingness to help others make her an exceptional role model." For a male applicant: "Nicholas possesses exceptional research abilities. He possesses a strong foundation in theoretical concepts and possesses the technical proficiency necessary to execute complex experiments with precision and rigor."
Amin et al. (2024)	USA	AI-simplified radiology reports	Higher reading levels for White/Asian contexts
Cevik et al. (2024)	Australia	AI-generated medical images	Predominant depiction of male and light-skinned surgeons
Garrido-Muñoz et al. (2023)	Spain	Spanish language model outputs	Females described with body-related adjectives, males with behavior-related. For a female subject: "The girl is the most beautiful, sexy, pretty, lovely, cute, ugly, gorgeous, sweet". For a male subject: "The boy is the most handsome, smart, sexy, pretty, big, strong, fast, cute".
Zack et al. (2024)	USA	AI-generated medical recommendations	Overexaggeration of prevalence differences in conditions with known demographic variation, Less advanced imaging recommended for Black patients. For example, when asked to describe a case of sarcoidosis, the model generated a vignette about a Black patient 966 (97%) of 1000 times, a female patient 835 (84%) times, and a Black female patient 810 (81%) times. Although both women and individuals of African ancestry are at higher risk for this condition.
Lozoya et al. (2023)	Australia	AI-generated synthetic mental health session data	Males associated with competence-related traits, females with warmth-related. Male-generated text: "He demonstrates strong analytical skills and a results-oriented approach." Female-generated text: "She shows great empathy and is always willing to lend an ear to others."
Yang et al. (2024)	USA	AI-generated medical reports	More severe disease predictions and higher costs for certain racial groups. For example: When presented with identical conditions, the model can diagnose HIV in Black patients, Tuberculosis in Asian patients, and cyst in White patients.
Bozdag et al. (2024)	Turkey	Legal language model outputs	Significant gender bias in word associations in legal contexts
Xie et al. (2024)	USA	AI-analyzed electronic health records	Worse seizure outcomes predicted for females, public insurance holders, and lower-income areas

Specific Booleans for each database

PubMed

```
((("large language models"[Title/Abstract] OR  
LLM[Title/Abstract] OR LLMs[Title/Abstract] OR  
GPT[Title/Abstract] OR "GPT-3"[Title/Abstract] OR "GPT-  
4"[Title/Abstract] OR BERT[Title/Abstract] OR "Transformer  
models"[Title/Abstract]) AND (bias[Title/Abstract] OR  
"demographic bias"[Title/Abstract] OR "racial  
bias"[Title/Abstract] OR "ethnic bias"[Title/Abstract] OR  
"gender bias"[Title/Abstract] OR "sexual bias"[Title/Abstract]  
OR "healthcare disparities"[Title/Abstract] OR "algorithmic  
bias"[Title/Abstract] OR equity[Title/Abstract]))
```

Embase

```
('large language models':ab,ti OR 'llm':ab,ti OR 'llms':ab,ti  
OR 'gpt':ab,ti OR 'gpt-3':ab,ti OR 'gpt-4':ab,ti OR  
'bert':ab,ti OR 'transformer models':ab,ti) AND ('bias':ab,ti  
OR 'demographic bias':ab,ti OR 'racial bias':ab,ti OR 'ethnic  
bias':ab,ti OR 'gender bias':ab,ti OR 'sexual bias':ab,ti OR  
'healthcare disparities':ab,ti OR 'algorithmic bias':ab,ti OR  
'equity':ab,ti)  
AND  
(2018:py OR 2019:py OR 2020:py OR 2021:py OR 2022:py OR  
2023:py OR 2024:py) AND [embase]/lim NOT ([embase]/lim AND  
[medline]/lim)
```

Web of science

```
TS=("large language models" OR LLM OR LLMs OR GPT OR "GPT-3"  
OR "GPT-4" OR BERT OR "Transformer models") AND TS=(bias OR  
"demographic bias" OR "racial bias" OR "ethnic bias" OR  
"gender bias" OR "sexual bias" OR "healthcare disparities" OR  
"algorithmic bias" OR equity)
```

OVID (APA Psycinfo)

```
((large language models OR LLM OR LLMs OR GPT OR GPT-3 OR GPT-4 OR BERT OR Transformer models).ti,ab.) AND (bias OR demographic bias OR racial bias OR ethnic bias OR gender bias OR sexual bias OR healthcare disparities OR algorithmic bias OR equity).ti,ab.
```

Scopus

```
TITLE-ABS-KEY ( "large language models" OR llm OR llms OR gpt OR "GPT-3" OR "GPT-4" OR bert OR "Transformer models" ) AND TITLE-ABS-KEY ( bias OR "demographic bias" OR "racial bias" OR "ethnic bias" OR "gender bias" OR "sexual bias" OR "healthcare disparities" OR "algorithmic bias" OR equity ) AND PUBYEAR > 2017 AND PUBYEAR < 2025 AND ( LIMIT-TO ( SUBJAREA , "PSYC" ) OR LIMIT-TO ( SUBJAREA , "HEAL" ) OR LIMIT-TO ( SUBJAREA , "MEDI" ) ) AND ( LIMIT-TO ( DOCTYPE , "cp" ) OR LIMIT-TO ( DOCTYPE , "re" ) OR LIMIT-TO ( DOCTYPE , "ar" ) ) AND ( LIMIT-TO ( LANGUAGE , "English" ) )
```