

1 **Title page**

2 **Full title:**A Bibliometric Analysis of Research Hotspots and Frontiers in Diabetes and  
3 Cardiovascular Disease Comorbidity from 2005 to 2024

4 **Authors list:** Jingjin Wang<sup>1a</sup>, Tianyuan Su<sup>#1b</sup>, Yunlong Li<sup>2a</sup>, Yinxia SU<sup>c\*</sup>, Yukai Li<sup>d\*</sup>

5

6 From the<sup>a</sup> School of Public Health, Xinjiang Medical University, Urumqi, Xinjiang, China

7 <sup>b</sup>Telemedicine Center of The First Affiliated Hospital Xinjiang Medical University, Urumqi,  
8 Xinjiang, China.

9 <sup>c\*</sup>School of Medical Engineering and Technology, Xinjiang Medical University, Urumqi,  
10 Xinjiang, China.

11 <sup>d\*</sup>Yili Normal University, Yi ning, Xinjiang, China.

12

13 <sup>#</sup>These authors contributed euqally,and thus they were joint-first authors.

14

15 Jingjin Wang, Yinxia SU and Yukai Li takes responsibility for all aspects of the reliability and  
16 freedom from bias of the data presented and their discussed interpretation.

17

18 *\*Corresponding author: Yinxia Su, 567 Shangde North Road, Shuimogou District, Urumqi City,*  
19 *Xinjiang 830000, China Tel: +86 15022971910; E-mail: [yinxia\\_su@xjmu.edu.cn](mailto:yinxia_su@xjmu.edu.cn)*

20 *Yukai Li, 393 Xinyi Road, Xinshi District, Urumqi City, Xinjiang 830000, China Tel: +86*  
21 *13999266994; E-mail: [XjLyk11@tomm.com](mailto:XjLyk11@tomm.com)*

22

23 E-mail address of all authors:

24 JW:[1099337027@qq.com](mailto:1099337027@qq.com);

25 TS:[644580772@qq.com](mailto:644580772@qq.com);

26 YL:[16699195071@stu.xjmu.edu.cn](mailto:16699195071@stu.xjmu.edu.cn);

27 YS:[yinxia\\_su@xjmu.edu.cn](mailto:yinxia_su@xjmu.edu.cn);

28 YL:[XjLyk11@tomm.com](mailto:XjLyk11@tomm.com).

29 **Funding**

30 This work was supported by the Special Project for Innovation Environment (Talent, Base)  
31 Construction in Xinjiang Uygur Autonomous Region and the HeTian Prefecture Science and  
32 Technology Research and Development Program Project (NO.2022D01A256 and NO.202314).

33

34 **NOTE:** This preprint reports new research that has not been certified by peer review and should not be used to guide clinical practice.

35 **Abstract** : Nearly two decades ago, diabetes mellitus (DM) and cardiovascular disease (CVD)  
36 emerged as major global health threats, with research interest steadily increasing. Despite ongoing  
37 in-depth studies in the DM+CVD field, a systematic analysis of overall development trends and  
38 future hotspots remains lacking. This study employs bibliometric methods, utilizing CiteSpace and  
39 VOSviewer software to analyze and visualize 5,505 DM+CVD-related publications from 2005 to  
40 May 2024. The findings reveal a rapid growth trend in the field, with publications peaking at 751  
41 in 2022, and the United States and China as major contributing countries. Keyword analysis  
42 identifies research hotspots including oxidative stress, insulin resistance, and heart failure. Highly  
43 cited literature analysis shows that the relationship between DM+CVD and obesity, disease  
44 mechanisms, treatment strategies, lifestyle interventions, and novel drugs are primary research  
45 themes. Analysis of highly cited literature from the past three years indicates that the application  
46 of SGLT2 inhibitors and GLP-1 receptor agonists, the association between metabolic  
47 abnormalities and DM+CVD, precise management of heart failure and cardiomyopathy, and  
48 in-depth epidemiological studies are current and future research priorities. This study not only  
49 reveals research hotspots and development trends in the DM+CVD field but also provides  
50 important references for optimizing research resource allocation and promoting multidisciplinary  
51 collaboration.

52 **Keywords:** Diabetes Mellitus; Cardiovascular Diseases; Hotspots and Frontiers; Bibliometrics;  
53 Research Trends.

54

55

56

57

58       Diabetes Mellitus (DM) is a group of chronic metabolic disorders characterized by  
59 hyperglycemia, primarily resulting from defects in insulin secretion or its biological action, with  
60 the potential for chronic damage and dysfunction of multiple organs<sup>1</sup>. DM is broadly classified  
61 into Type 1 Diabetes Mellitus (T1DM), Type 2 Diabetes Mellitus (T2DM), and Gestational  
62 Diabetes Mellitus (GDM). T1DM is an autoimmune disease, generally attributed to the abnormal  
63 activation of immune cells, such as CD8+ T and CD4+ T cells, which target and attack the body's  
64 pancreatic  $\beta$ -cells<sup>2</sup>. T2DM, accounting for 90-95% of all DM cases, is primarily characterized by  
65 insulin resistance and relative insulin deficiency, typically associated with genetic predisposition,  
66 lifestyle factors, and environmental influences<sup>2,3</sup>. GDM refers to any degree of glucose intolerance  
67 first appearing or detected during pregnancy, potentially affecting maternal and fetal health<sup>4</sup>.  
68 Although GDM typically resolves postpartum, some women may continue to exhibit glucose  
69 metabolism abnormalities and face an increased risk of developing T2DM in the  
70 future<sup>2,4</sup>. Currently, the global prevalence of DM is increasing significantly, driven by  
71 demographic shifts and lifestyle changes. According to the International Diabetes Federation  
72 (IDF)<sup>5</sup>, the number of adults with DM reached 537 million in 2021, with projections estimating an  
73 increase to 783 million by 2045. This trend not only imposes a substantial economic burden but  
74 also significantly impacts societal development. In 2021, global healthcare expenditure attributed  
75 to DM was estimated at 966.6 billion USD, representing an approximate 43% increase from  
76 2015. In the United States alone, the total cost associated with DM in 2022 was approximately  
77 412.9 billion USD, comprising 306.6 billion USD in direct medical costs and 106.3 billion USD in  
78 indirect costs. These indirect costs encompass reduced employment rates, decreased work

79 attendance, and premature mortality due to DM, collectively resulting in a productivity loss of  
80 96.5 billion USD<sup>6</sup>.

81 Cardiovascular Diseases (CVD) are one of the primary causes of death among patients with  
82 DM<sup>7,8</sup>, while DM is also a major risk factor for CVD<sup>9</sup>. According to a report by the American  
83 Heart Association (AHA)<sup>10</sup>, at least 68% of DM patients aged 65 or older die from some form of  
84 CVD; in China, the proportion of T2DM patients who die from CVD is even higher, reaching  
85 75%<sup>11</sup>. The chronic hyperglycemic state in DM patients leads to a series of pathological changes,  
86 such as endothelial cell dysfunction and vascular smooth muscle cell proliferation, which increase  
87 the risk of cardiovascular disease<sup>7,12</sup>. Furthermore, DM patients often present with a cluster  
88 distribution of risk factors, including hypertension, obesity, and dyslipidemia<sup>2</sup>, which further  
89 increases cardiovascular risk. Epidemiological studies indicate that, compared to non-DM  
90 populations, DM patients have a 5 to 15 percentage point higher risk of major cardiovascular  
91 events such as coronary heart disease<sup>13</sup>.

92 Despite the extensive research in the field of DM+CVD, systematic analyses of its research  
93 hotspots and frontiers remain relatively scarce. Given the profound impact of DM+CVD on  
94 patient health and socioeconomic conditions<sup>14</sup>, a comprehensive understanding of the research  
95 dynamics in this field is of paramount importance. Therefore, this study aims to conduct a  
96 systematic analysis of the DM+CVD field using bibliometric methods, employing two literature  
97 visualization software tools: CiteSpace and VOSviewer. Compared to traditional systematic  
98 reviews, bibliometrics offers the advantage of summarizing research fields from a macro and  
99 comprehensive perspective, utilizing mathematical and statistical models for quantitative and  
100 visual analysis of knowledge carriers<sup>15,16</sup>. The CiteSpace and VOSviewer software tools selected

101 for this study each have their unique features: CiteSpace is renowned for its robust temporal  
102 perspective functionality and rich analytical indicators, while VOSviewer is known for its intuitive  
103 interface and high flexibility<sup>17,18</sup>.By combining the strengths of these two software tools, we can  
104 scientifically identify active researchers, potential collaborators, popular topics, and future  
105 research frontiers in the field. Through this approach, we aim to provide a comprehensive  
106 reference of hotspots and frontiers in the DM+CVD field for relevant researchers, while also  
107 elucidating the research trajectory and evolutionary trends within this domain.

## 108 **1.Materials and Methods**

### 109 *1.1.Data Source*

110 The primary data source for this study was the Web of Science Core Collection (WOSCC)  
111 database, utilizing the SCI-Expanded index. To comprehensively cover DM+CVD-related  
112 research, we established the following search criteria: the search term combination was  
113 (TS=("diabetes" OR "diabetic") AND TS=("cardiovascular diseases" OR "cardiac diseases" OR  
114 "heart diseases")). Document types were restricted to "Article" and "Review Article", with all  
115 open access publications included. The language was limited to English, and the search timespan  
116 was set from January 1, 2005 to May 5, 2024.To explore the multifaceted impacts of DM+CVD in  
117 depth, we applied detailed restrictions to the citation topic Meso, encompassing but not limited to  
118 the following 34 fields (for a complete list, see Table S1): Diabetes, Phytochemicals, Lipids,  
119 Nutrition & Dietetics, and Cardiology - Circulation. Limiting these broad topic areas ensures that  
120 the research scope of DM+CVD is explored from multiple angles and levels. Through this  
121 multidisciplinary analytical approach, we can systematically evaluate research progress across  
122 various domains, from basic medicine to clinical practice, and from drug research to public health

123 policy, thereby forming a comprehensive and in-depth analytical framework. Finally, using the  
124 aforementioned search method, 5505 publications were retrieved, including 3781 articles and  
125 1724 reviews. The full records and references were imported into CiteSpace and VOSviewer  
126 software for quantitative analysis.

## 127 *1.2. Analytical Methods*

128 This study utilized CiteSpace 6.3R1 and VOSviewer software for the visualization analysis  
129 of selected publications. In the data preprocessing phase, we imported bibliographic data into  
130 CiteSpace for duplicate screening, which yielded no duplicate entries. For CiteSpace parameter  
131 configuration, the time span was set from 2005 to 2024, with annual time slices. Term sources  
132 encompassed Title, Abstract, Author Keywords (DE), and Keywords Plus (ID) to  
133 comprehensively capture key information from the literature. We employed pathfinder and  
134 pruning sliced networks algorithms for network pruning to optimize visualization outcomes. The  
135 Selection Criteria was set to TOPN, utilizing the software's default threshold of 50, while  
136 maintaining other parameters at their default values. In VOSviewer, we flexibly adjusted  
137 thresholds for each node based on visualization requirements, with other parameters adhering to  
138 default settings. For analytical dimensions, we selected authors, publishing institutions,  
139 countries/regions, keywords, and references as primary analytical foci to comprehensively grasp  
140 collaboration patterns and knowledge structures within the field. In terms of visualization  
141 mapping, we generated collaboration network diagrams, co-occurrence network diagrams of cited  
142 literature, and co-citation network diagrams of cited literature using CiteSpace and VOSviewer to  
143 visually represent their characteristics and relationships. Additionally, Scimago Graphica was  
144 employed in conjunction with VOSviewer to provide a more intuitive display of collaboration

145 networks and research impact across countries/regions. To elucidate core research themes and their  
146 evolution, we utilized CiteSpace's keyword clustering functionality to conduct cluster analysis on  
147 key concepts in the research field, identifying primary research themes and corresponding concept  
148 clusters. Subsequently, we generated a Timeline-based Theme River diagram to visualize the  
149 developmental trajectories and historical evolution of different clusters. Furthermore, we  
150 constructed keyword density maps using VOSviewer to identify research hotspots and reveal the  
151 field's overall knowledge structure. To explore research frontiers and emerging trends, we analyzed  
152 highly cited literature and their keywords from the past three years using CiteSpace. Through  
153 keyword analysis functions, particularly the Spotlight algorithm, we uncovered the strength of  
154 associations between keywords. Concurrently, by employing the Burst Detection algorithm for  
155 in-depth analysis of highly cited literature from the past three years, we successfully captured  
156 rapidly emerging research hotspots. Moreover, we utilized Excel for processing and organizing  
157 raw data, and R (version 4.3.1) with ggplot2 and forecast packages, along with Excel, to generate  
158 supplementary statistical charts and graphs.

## 159 **2. Analysis of Bibliometric Characteristics**

### 160 ***2.1 Publication Trends and Impact Analysis***

161 From January 2005 to December 2023, the WOSCC indexed a total of 5404 articles in the  
162 field of DM+CVD, as illustrated in Figure 1. The number of publications related to DM+CVD  
163 research has demonstrated a consistent annual increase, with particularly significant increases  
164 observed during the period of 2019-2022. During this time, the annual publication volume  
165 increased substantially compared to the previous year, with an average growth rate of 21.85%.  
166 The peak in publication output was reached in 2022, with 751 articles published. Although the

167 data for 2023 indicates a slight decline, considering the overall trend and historical data, this may  
168 be interpreted as a short-term fluctuation based on the overall trend. It is noteworthy that at the  
169 time of this study's completion, publications for 2024 were still being continuously indexed. Given  
170 the non-linear growth characteristics of historical publication numbers, this study employed  
171 polynomial regression (second-order) to forecast the publication volume for 2024. Based on the  
172 predicted publication volume, it is estimated that 2024 will see approximately 812 publications,  
173 95% CI [679, 946]. Judging from both the publication volume and short-term forecast results, it is  
174 evident that the attention and activity in the DM+CVD field continue to increase, garnering  
175 widespread interest from scholars.

176 FIG 1. Annual publication volume in DM+CVD (2005-2024).

177 The graph shows the annual number of publications in the field of diabetes mellitus and  
178 cardiovascular disease comorbidity (DM+CVD) from 2005 to 2023, with a forecast for 2024.  
179 Black points represent actual publication counts, while the black line shows the trend. The red  
180 point for 2024 indicates the forecasted value (812) based on polynomial regression. Equation of  
181 the regression line and statistical parameters ( $R^2$ , Adjusted  $R^2$ , p-value) are shown in the top left.  
182 The 95% confidence interval for the 2024 forecast (679-946) is displayed in the top right. Note:  
183 2023 data may be incomplete due to ongoing indexing.

184 The WOS citation report function indicates that the retrieved publications have accumulated  
185 a total of 272,346 citations, with an average of 49.47 citations per article. The H-index, which  
186 reflects the impact and reputation of relevant research, stands at 212 for publications in the  
187 DM+CVD field, demonstrating the significant academic influence and the depth and durability of  
188 research outcomes in this domain. The WOS journal analysis report function reveals that all



189 publications from 2005 to May 2024 originated from 118 journals. This study primarily analyzed  
190 the top 10 journals by publication volume, as shown in Table 1. Among these, PLoS ONE  
191 published the highest number of articles at 199, closely followed by the *International Journal of*  
192 *Molecular Sciences* with 159 publications. *Cardiovascular Diabetology*, *Nutrients*, and  
193 *Circulation* also maintained publication volumes exceeding 100 articles each. Notably, among the  
194 top 10 journals by publication volume, MDPI-affiliated journals account for over 30% of the  
195 publications, while BMC-affiliated journals follow closely, comprising 19% of the total. The  
196 Impact Factor (IF) is a crucial metric for assessing a journal's academic influence. Among the top  
197 10 journals by publication volume, *Circulation* has the highest IF at 37.8, while *Frontiers in*  
198 *Cardiovascular Medicine* has the lowest at 3.6. The distribution of H-indices follows a similar  
199 pattern to IF, with *Circulation* having the highest H-index of 674 and *Frontiers in Cardiovascular*  
200 *Medicine* the lowest at 69. In summary, research in the DM+CVD field demonstrates a sustained  
201 growth trend and exerts a profound and significant influence in academia. The continued attention  
202 from high-quality journals and high citation rates reflect the importance and research value of this  
203 field.

## 204 **2.2 Collaboration Network Analysis**

205 From 2005 to 2024, research in the DM+CVD field involved contributions from 159  
206 countries/regions, 7,137 institutions, and 34,707 authors. As shown in Figure 2, international  
207 collaboration in this field exhibits distinct geographical distribution patterns. Figure 2(A) displays  
208 the top 25 countries ranked by collaboration intensity, with European countries being particularly  
209 densely represented, indicating active research cooperation in this region. Regarding inter-country  
210 collaborations, the connecting lines between the United States and China, as well as between the

211 United States and the United Kingdom, are particularly thick, reflecting close collaborative  
212 relationships among these countries. Figure 2(B) presents the top 10 countries/regions ranked by  
213 publication output. The United States leads with 1,257 publications, while China ranks second  
214 with 1,032 publications. Notably, there is a significant gap in publication numbers between the  
215 United Kingdom (ranked third) and subsequent countries compared to the United States and  
216 China. A comprehensive analysis of collaboration networks and publication data highlights the  
217 prominent positions of the United States and China in this research field, demonstrating their  
218 global academic influence and research capabilities.

219 FIG 2. Map of countries/regions network cooperation (A) and top 10 countries/regions(B) in  
220 DM+CVD.

221 (A) World map showing international collaboration networks. Lines represent collaborative links  
222 between countries, with different colors indicating distinct collaboration clusters. (B) Bar chart of  
223 the top 10 countries by publication count. The United States (1287 publications) and China (1032  
224 publications) lead in research output, followed by the United Kingdom, Italy, and Japan.

225 The institutional collaboration network is depicted in Figure 3. In Figure 3(A), node size  
226 represents each institution's publication output, while Figure 3(B) displays specific publication  
227 data. Harvard University tops the list with 226 publications, followed by Harvard Medical School  
228 (139) and University of London (134). Notably, 60% of the top 10 institutions by publication  
229 count are from the USA, highlighting the country's dominant position and substantial  
230 contributions in this research field. This phenomenon also reflects the research strength and  
231 innovative capacity of American academic institutions in this domain.

232 FIG.3 Institutional Cooperation Network (A) and top 10 Affiliations(B) in DM+CVD.

233 (A) Visualization of institutional collaboration network. Nodes represent institutions, with size  
234 indicating publication volume. Colors denote different collaboration clusters. Lines represent  
235 collaborative links between institutions. (B) Bar chart showing top 10 institutions by publication  
236 count. Harvard University (USA) leads with 208 publications, followed by Harvard Medical  
237 School (USA) with 139 publications.

238 Figure 4 illustrates the author collaboration network and the top 10 authors by publication  
239 count. The intensity of the connecting lines in the network reflects the closeness of collaboration  
240 among authors. The top 10 authors typically have dense connections with other researchers,  
241 indicating their key roles in the collaborative network. It is noteworthy that some Chinese  
242 scholars, including Yang Ling, Chen Junshi, and Guo Yu, also show dense interconnections,  
243 reflecting the active engagement of Chinese research teams in this field. Among the top 25 ranked  
244 authors, 24% are Swedish, 20% are American, while among Asian countries, Japanese scholars  
245 comprise the highest proportion at 12%, followed by Chinese scholars at 8%. This distribution  
246 further accentuates the leading position of European and American countries in this field, while  
247 also signifying the increasingly significant roles of Asian countries, particularly Japan and China.  
248 FIG.4 Author Cooperation Network (A) and top 10 Authors(B) in DM+CVD.

249 (A) Visualization of author collaboration network. Nodes represent individual authors, with size  
250 indicating publication volume. Colors denote different collaboration clusters. Lines represent  
251 co-authorship links. (B) Bar chart showing top 10 authors by publication count.

252 In conclusion, within the interdisciplinary field of DM+CVD research, the United States,  
253 China, and European countries demonstrate notably high contributions. The United States  
254 maintains a leading position in overall research output, while European countries exhibit a more

255 densely interconnected collaboration network. Asian countries, particularly China and Japan, also  
256 showcase robust research capabilities. This diverse landscape of international collaboration not  
257 only promotes knowledge exchange and innovation but also lays a solid foundation for the global  
258 development of this field.

### 259 **2.3 Keyword Analysis: Dynamics and Trends**

260 Through an analysis of keywords from 5,505 publications in the DM+CVD field, we  
261 systematically identified the research hotspots and developmental trends in this domain.  
262 VOSviewer data revealed a total of 8,250 keywords, with 16 keywords occurring more than 100  
263 times. The keyword co-occurrence, cluster analysis, density distribution, and keyword bursts are  
264 illustrated in Figure 5. In the keyword co-occurrence network (Figure 5A), node size reflects  
265 keyword frequency. Larger nodes for terms such as "cardiovascular disease," "diabetes mellitus,"  
266 and "obesity" align with the VOSviewer statistical data (Figures 5C, 5D) and correspond to our  
267 research focus. Other prominent keywords include "insulin resistance," "hypertension," "metabolic  
268 syndrome," and "inflammation," reflecting disease-related factors, risk factors, and  
269 pathophysiological processes associated with DM+CVD from various perspectives. Keywords like  
270 "gene expression" and "oxidative stress" indicate researchers' interest in the fundamental  
271 mechanisms of DM+CVD. Terms such as "blood pressure" and "heart failure" highlight research  
272 hotspots in clinical manifestations and complications. Descriptive terms like "association" and  
273 "impact" correspond to scholars' diverse research interests in different aspects of DM+CVD,  
274 reflecting to some extent the multidimensionality and complexity of research in this field.

275 To better understand the underlying logic behind the keywords, we conducted a cluster  
276 analysis, with results shown in Figure 5B. The clustering indicators yielded a Q value of 0.4358

277 and an S value of 0.7674. Generally,  $Q > 0.3$  indicates significantly effective clustering,  $S > 0.5$   
278 suggests reasonable clustering, and  $S > 0.7$  denotes convincing clustering results<sup>17</sup>. The cluster  
279 analysis revealed the current research hotspots in DM+CVD: Clusters #0 (oxidative stress) and #1  
280 (insulin resistance) indicate an in-depth exploration of fundamental pathological mechanisms.  
281 Clusters #2 (blood pressure), #3 (heart failure), and #4 (atrial fibrillation) reflect researchers'  
282 emphasis on common clinical manifestations in DM+CVD patients. Clusters #5 (impaired glucose  
283 tolerance) and #6 (type 2 diabetes) demonstrate research interest in the entire disease progression  
284 process. The emergence of cluster #7 (birth weight) suggests that research has extended to early  
285 life stages, exploring factors that may influence the development of DM+CVD in adulthood.

286 Keyword burst analysis provides a crucial perspective for unveiling the dynamic evolution of  
287 the DM+CVD field. By identifying highly focused themes within specific periods, it offers  
288 insights into the shifts in research hotspots and helps capture emerging trends. Based on the  
289 keyword burst strength diagram generated by CiteSpace (Figure 5E), we conducted an in-depth  
290 analysis of the evolving research hotspots in the DM+CVD domain. The results indicate that  
291 C-reactive protein (CRP) exhibited the strongest burst strength (20.22) between 2005 and 2014,  
292 likely reflecting the intense research interest in inflammatory markers' role in DM+CVD during  
293 this period. This was closely followed by diabetic cardiomyopathy (20.01, 2021-2024) and  
294 follow-up (19.24, 2005-2014). Notably, diabetic cardiomyopathy, as a relatively new research  
295 hotspot, has a burst period overlapping with the current timeframe, suggesting it may be one of the  
296 focal points of recent studies. Further analysis revealed multiple keywords showing burst trends in  
297 the 2021-2024 period, including the aforementioned diabetic cardiomyopathy, epidemiology  
298 (18.54), mechanism (16.14), and heart failure (12.98). These concurrent bursts may reflect the

299 latest trends in DM+CVD research, namely an in-depth exploration of disease mechanisms,  
300 reassessment of epidemiological characteristics, and a focus on specific complications such as  
301 heart failure and diabetic cardiomyopathy. Additionally, we observed that certain keywords, such  
302 as "mechanism," although present in research as early as 2007, did not show a significant burst  
303 trend until 2022. This lag phenomenon may indicate a shift in research focus from phenomenon  
304 description to mechanism exploration, reflecting an increase in knowledge accumulation and  
305 research depth within the field. Simultaneously, we noted that some earlier hotspots, such as CRP  
306 and acute myocardial infarction (18.18, 2005-2012), have concluded their burst periods. This may  
307 suggest that related research has matured or that research priorities have shifted.

308 FIG 5. Keyword co-occurrence (A), clustering (B), density map (C), top 20 keywords (D) and Top  
309 25 keywords bursts (E) in the field of DM+CVD (2005-2024).

310 (A) Keyword co-occurrence network. Node size indicates keyword frequency; colors represent  
311 different clusters. (B) Clusters of major research topics. Colored clusters show the evolution of  
312 research themes over time. (C) Density visualization of keyword co-occurrence. Red areas indicate  
313 high-frequency keywords and their relationships. (D) Bar chart of top 20 keywords by frequency.  
314 'Cardiovascular disease' and 'diabetes mellitus' are the most frequent terms. (E) Top 25 keywords  
315 with the strongest citation bursts, showing emergence years and burst durations.

316 The analysis of keywords and their evolutionary trends reveals the diversity and progression of  
317 research hotspots in the field. There has been a notable shift from the early focus on inflammatory  
318 markers and acute cardiovascular events to a more in-depth exploration of specific complications,  
319 such as diabetic cardiomyopathy and heart failure. The recently emerging keywords indicate that  
320 current research is concentrating on a deeper understanding of disease mechanisms and a

321 reassessment of epidemiological characteristics. This progression demonstrates the continuous  
322 advancement of scientific knowledge in the DM+CVD field.

### 323 **3. Analysis of Highly Cited Papers**

324 Building upon our earlier keyword analysis that revealed research hotspots and trends in the  
325 DM+CVD field, we now turn our attention to the analysis of highly cited papers. These  
326 publications encapsulate the most significant scientific achievements in a discipline and represent  
327 the developmental level of the field. Analyzing highly cited papers allows for a comprehensive  
328 understanding of the structural framework and overall characteristics of the discipline. Figure 6  
329 presents a dual-map overlay of research journals in the DM+CVD field, broadly illustrating two  
330 primary citation pathways. Published articles primarily fall within the domains of medicine,  
331 clinical research, molecular biology, and immunology, while cited literature predominantly  
332 originates from journals in health, nursing, medicine, molecular biology, and genomics. This  
333 reflects the interdisciplinary nature of research in this field and the balance between basic research  
334 and clinical applications. VOSviewer data indicate that 5,505 articles encompass 269,272 citations.  
335 As shown in Figure 7, there are 10 main clusters, including: #0 coronary disease, #1 treatment  
336 outcome, #2 heart failure, #3 myocardial infarction, #4 diabetes mellitus, #5 asymmetric  
337 dimethylarginine, #6 resveratrol, #7 epidemiology, #8 insulin resistance, #9 protein kinases, and  
338 #10 myocardial biology. These clusters reveal the core issues and research hotspots in the  
339 field. Through statistical and visual analysis of highly cited papers, combined with the citation  
340 report function of WOSCC, we discussed novel findings and key literature driving the  
341 development of the discipline, encompassing 28 articles and 22 reviews.

342 FIG 6. Dual-map overlay of the journals on DM+CVD research (2005-2024). Left side represents

343 citing journals, right side represents cited journals. Each colored cluster represents a distinct  
344 research field. Lines connect citing journals to cited journals, showing interdisciplinary knowledge  
345 flow. Thickness of lines indicates citation frequency.

346 FIG 7. Co-citation network (A), top50 co-cited literature (B), and Timeline-based Theme River  
347 diagram (C) in DM+CVD(2005-2024).

348 (A) Co-citation network of authors generated by CiteSpace. Node size represents citation  
349 frequency; colors indicate publication year (blue for older, red for more recent).

350 (B) Co-citation network of literature generated by VOSviewer. Nodes represent publications; links  
351 indicate co-citation relationships. Different colors represent distinct clusters, each corresponding  
352 to a specific research theme or sub-field.

353 (C) Landscape view of research topics from 2000 to 2023 created by CiteSpace. Each colored  
354 stream represents a major research theme, with labels indicating specific topics. The width of  
355 streams indicates the relative prominence of topics over time

### 356 **3.1 Review.**

357       Reviews not only help researchers gain a comprehensive understanding of existing research  
358 findings and developmental trends but also facilitate knowledge accumulation and dissemination  
359 while identifying and addressing key issues through expert perspectives. To ensure research  
360 quality, authority, and impact, we selected 22 highly cited reviews published in top-tier journals  
361 such as The Lancet, Circulation Research, Circulation, Endocrine Reviews, European Heart  
362 Journal, and Cell Metabolism for analysis. These reviews have been categorized by research topic  
363 and ordered chronologically to distill the core information of their content.

364       *Research on the Relationship Between Obesity and Disease* In 2005, Daniels SR et



365 al.<sup>19</sup>reviewed the pathophysiological mechanisms of obesity in children and adolescents,  
366 elucidating how obesity leads to the development of DM and CVD through insulin resistance,  
367 chronic inflammation, and metabolic syndrome. This study not only provided crucial insights into  
368 understanding the pathogenesis of CVD in DM patients but also proposed multi-level prevention  
369 strategies encompassing lifestyle, family, community, and policy interventions, laying a  
370 theoretical foundation for subsequent research and policy formulation. In 2009, Daphne et al.<sup>20</sup>  
371 conducted a meta-analysis synthesizing data from 89 studies. Their findings demonstrated a  
372 significant correlation between overweight/obesity and the risk of various chronic  
373 non-communicable diseases, particularly T2DM and CVD. By integrating extensive  
374 epidemiological data, this study provided robust evidence for understanding the association  
375 between overweight/obesity and DM/CVD. Prasenjit and Sushil<sup>21</sup>, in 2015, systematically  
376 explained how obesity exacerbates inflammatory responses through oxidative stress, thereby  
377 increasing the risk of T2DM and CVD. This deepened the understanding of the molecular  
378 mechanisms underlying obesity-related metabolic disorders.

379 As research progressed, Piché et al.<sup>22</sup> proposed in 2020 that the phenotypic heterogeneity of  
380 obesity has diverse health impacts, with visceral fat accumulation significantly increasing the risk  
381 of CVD and DM. Further studies indicated that while overall obesity increases risk, the  
382 accumulation of fat in specific regions has a more pronounced effect on metabolic and  
383 cardiovascular health<sup>23</sup>. In 2021, the AHA issued a statement<sup>24</sup> systematically summarizing the  
384 relationship between obesity and CVD. It explicitly identified obesity as an independent risk  
385 factor for CVD while emphasizing the close relationship between obesity and T2DM. Moreover,  
386 the statement highlighted key areas for future research, such as developing upstream interventions

387 for young, severely obese patients for primary prevention and better chronic disease management.  
388 For older populations at risk of heart failure, strategies should focus on weight maintenance and  
389 improving functional outcomes rather than weight loss alone.

390 *Public Health Strategies for Diet and Exercise*. In 2010, Micha Renata et al.<sup>25</sup> evaluated the  
391 differential health impacts of red and processed meat consumption. Their study indicated a  
392 significant positive correlation between processed meat intake and the risk of coronary heart  
393 disease and DM, while unprocessed red meat showed no such significant association. Subsequent  
394 research corroborated these findings, such as a meta-analysis published in *BMC Public Health*<sup>26</sup> in  
395 2019 and a study based on UK Biobank data<sup>27</sup> in 2022. This accumulating scientific evidence has  
396 begun to influence global public health policies, with the World Health Organization<sup>28</sup>, the  
397 International Agency for Research on Cancer (IARC)<sup>29</sup>, and the European Society of  
398 Cardiology(ESC)<sup>30</sup> all emphasizing the importance of reducing processed meat  
399 consumption. Beyond studies on specific foods, broader lifestyle interventions have also made  
400 significant progress. In 2015, Pedersen<sup>31</sup> comprehensively reviewed the evidence for exercise as a  
401 treatment modality in 26 chronic diseases, highlighting the substantial effect of regular physical  
402 activity combined with dietary interventions in reducing DM and cardiovascular disease (CVD)  
403 risk. In 2016, Mozaffarian Dariush<sup>32</sup> published a review in *Circulation*, integrating the latest  
404 dietary scientific evidence and emphasizing the importance of specific foods and overall dietary  
405 patterns (such as the Mediterranean diet) in preventing and managing chronic diseases.

406 Meanwhile, polyphenol research has provided new perspectives on lifestyle interventions. A  
407 2015 review<sup>33</sup> indicated that antioxidant phytochemicals like polyphenols can effectively scavenge  
408 excess oxidants, reducing oxidative stress levels. In 2018, Nour et al.<sup>34</sup> further elucidated the

409 immunomodulatory and anti-inflammatory mechanisms of polyphenols, including immune cell  
410 regulation, inhibition of pro-inflammatory factors, and inactivation of NF- $\kappa$ B. These mechanisms  
411 demonstrate the potential benefits of polyphenols in preventing and managing various chronic  
412 diseases, particularly in improving insulin sensitivity and vascular function. In 2020, Mehdi et  
413 al.<sup>35</sup> conducted an in-depth analysis of the relationship between oxidative stress and various  
414 metabolic diseases, proposing lifestyle adjustments (such as increasing antioxidant intake and  
415 maintaining regular exercise) to improve oxidative stress status and thereby reduce disease burden.  
416 This research further reinforced the importance of antioxidants like polyphenols in chronic disease  
417 prevention.

418       However, despite encouraging results from polyphenol research, Hannah et al.'s review<sup>36</sup>  
419 pointed out that currently only a few specific polyphenol compounds have received official  
420 approval for health claims, highlighting the need for enhanced regulation and research in this area.  
421 Additionally, the impact of food processing on polyphenol bioavailability requires further  
422 investigation to optimize their application in daily diets.

423       *Theoretical Advances in the Mechanistic Research of DM+CVD.* The pathophysiological  
424 mechanism research of DM+CVD involves complex interactions across multiple levels and  
425 disciplines. Through systematic analysis of highly cited literature, we have identified three main  
426 research directions: (1) Reassessment of adipose tissue function, (2) In-depth study of cellular  
427 signaling pathways, and (3) Regulatory role of miRNAs in disease progression. These studies  
428 reveal the complex pathophysiological processes of the disease from different perspectives,  
429 providing important clues for understanding disease mechanisms and developing new therapeutic  
430 strategies.

431 The reassessment of adipose tissue function is an important breakthrough in DM+CVD  
432 research. In 2008, Hajer et al. published a comprehensive review in the European Heart Journal<sup>37</sup>,  
433 summarizing the significant advances in the scientific community's understanding of adipose  
434 tissue function at that time. This review emphasized that adipose tissue is not merely a simple fat  
435 storage site, but plays a key role in metabolic regulation and endocrine function. Adipose tissue  
436 directly participates in the pathophysiological processes of DM and CVD by secreting various  
437 hormones and cytokines, such as tumor necrosis factor- $\alpha$  (TNF- $\alpha$ ), interleukin-6 (IL-6), and  
438 plasminogen activator inhibitor-1 (PAI-1). These findings provided new perspectives for  
439 subsequent research, prompting researchers to reconsider the associations between obesity, DM,  
440 and CVD

441 Research on cellular signaling pathways has further deepened our understanding of disease  
442 mechanisms. In 2010, Geraldes Pedro and King George L<sup>38</sup> reviewed the potential role of protein  
443 kinase C (PKC) isoforms in the treatment of DM complications, which garnered widespread  
444 attention in the research community<sup>39</sup>. Although Ruboxistaurin, a PKC- $\beta$  inhibitor, has shown  
445 promise in the treatment of diabetic retinopathy, further studies are needed to confirm its efficacy  
446 and safety in cardiovascular protection<sup>40</sup>.

447 Research on microRNAs (miRNAs) has provided new insights into disease mechanisms<sup>41,42</sup>.  
448 In 2012, Creemers Esther E et al.<sup>43</sup> reviewed the progress in circulating miRNAs (miRNAs  
449 present in body fluids such as blood) research in CVD, highlighting their potential value as  
450 biomarkers. While the potential of circulating miRNAs as biomarkers has gained widespread  
451 attention, the fundamental challenges in their clinical application may be more profound. These  
452 include large individual variations in circulating miRNA expression<sup>44</sup> standardization issues in

453 detection methods<sup>45</sup>, consistency in sample collection and processing<sup>46</sup> and the complexity in  
454 interpreting the origins and functions of circulating miRNAs<sup>47</sup>. Currently, these challenges limit  
455 the reliability of circulating miRNAs as diagnostic tools.

456 *In terms of therapeutic theory research.* Recent studies have not only deepened our  
457 understanding of existing treatments but also paved the way for personalized and precision  
458 medicine. Metformin, a cornerstone in DM treatment, has been a focus of research regarding its  
459 mechanism of action and clinical applications. A highly cited paper published in *Cell Metabolism*  
460 in 2014<sup>48</sup> elaborated on its mechanism and potential cardiovascular benefits. Despite metformin's  
461 crucial role in DM treatment, its use may increase the risk of lactic acidosis in patients with renal  
462 impairment and high-risk cardiovascular conditions<sup>49</sup>, necessitating caution. These challenges,  
463 however, present opportunities for precision medicine, enabling more precise and safer  
464 individualized treatment strategies through the study of drug characteristics in different  
465 populations and clinical contexts. In 2016, Wang et al.<sup>50</sup> comprehensively updated recent research  
466 findings in a review article in *Circulation*. They noted that current treatment strategies primarily  
467 focus on glycemic control, overlooking other important mechanisms by which DM exacerbates  
468 atherosclerosis and heart failure, such as chronic inflammation and endothelial dysfunction, which  
469 may vary in presentation and impact among patients. These findings highlight the necessity of  
470 personalized treatment approaches<sup>51</sup>. In the same year, Kautzky-Willer et al.<sup>52</sup> further emphasized  
471 the importance of individualized treatment by analyzing the multifaceted impact of gender  
472 differences in T2DM. This study provided crucial evidence for developing gender-specific  
473 treatment strategies, though more clinical trials are needed to validate their efficacy. Forrester et  
474 al.<sup>53</sup>, in a 2018 *Circulation Research* paper, delved into the mechanisms of reactive oxygen

475 species (ROS) in metabolic and inflammatory signaling, discussing potential strategies for treating  
476 related diseases by modulating ROS levels and signaling pathways. This study not only deepened  
477 the understanding of oxidative stress in DM+CVD but also suggested new approaches for  
478 targeting ROS-related pathways. However, translating these basic research findings into clinical  
479 applications faces numerous challenges, including precise control of ROS levels, potential  
480 dose-dependent side effects, and individual variations in ROS metabolism, all of which require  
481 further investigation. These challenges continue to drive the development of precision medicine in  
482 the field of DM+CVD.

### 483 **3.2 Article.**

484 We analyzed 28 articles from the top 50 highly cited papers. Based on their research topics,  
485 we categorized these articles into three main groups: epidemiological studies, clinical research  
486 advancements in DM+CVD diagnosis and treatment, and management strategies.

487 *In terms of epidemiological research.* we conducted a comprehensive analysis of 7 relevant  
488 highly cited publications. We integrated the associated data and perspectives, summarizing their  
489 content and significant implications for public health.

490 The incidence and prevalence of CVD and DM continue to rise, and despite an overall  
491 slowdown in mortality rates, these two diseases remain among the leading causes of death  
492 globally<sup>54,55</sup>. The age-standardized prevalence of DM worldwide increased by 90.5% from 1990 to  
493 2021, with the number of patients rising from 108 million in 1980 to approximately 529 million in  
494 2021, of which 96% were T2DM patients<sup>56</sup>. The risk of CVD prevalence increases with age. Data  
495 from the NHLBI's Framingham Heart Study (FHS) show<sup>57</sup> that between 1980 and 2003, the  
496 annual incidence of first CVD events rose from 3/1000 in men aged 35-44 to 74/1000 in men aged

497 85-94. The number of CVD cases increased from 271 million in 1990 to 523 million in  
498 2019<sup>58,59</sup>. Regarding mortality, the age-standardized death rate (per 100,000 population) for DM  
499 increased from 18.2 in 1990 to 19.6 in 2021. Although the age-standardized death rate for  
500 cardiovascular and circulatory system diseases decreased by 22% between 1990 and 2013<sup>55</sup>,  
501 considering global demographic changes, the number of CVD deaths continues to rise. As of  
502 2021, CVD deaths still accounted for one-third of global deaths<sup>59</sup>.

503 There is a strong link between DM and CVD. Studies show<sup>47</sup> that for every 10-year increase  
504 in DM duration, the risk-factor-adjusted CVD risk increases by 1.38-fold, and the mortality risk  
505 increases by 1.86-fold. Although the incidence of CVD events among adult DM patients has  
506 decreased by 50% since the beginning of the 21st century, the absolute risk of CVD remains twice  
507 that of non-DM populations<sup>53</sup>. DM+CVD imposes a significant disease burden on global public  
508 health, with notable regional disparities<sup>54,55,60</sup>. In economically developed countries such as the  
509 United States and Western European nations, despite declining mortality rates for DM and CVD,  
510 incidence continues to rise, primarily attributed to population aging and increasing obesity  
511 rates<sup>57,61</sup>. In contrast, low- and middle-income countries exhibit high rates of both incidence and  
512 mortality for DM and CVD, potentially due to lower education levels and awareness of prevention  
513 and control, weaker treatment capabilities, and insufficient healthcare resources<sup>62-64</sup>.

514 These studies collectively emphasize the persistent nature of DM and CVD as major global  
515 health threats. They provide crucial evidence for developing effective public health strategies to  
516 address current health challenges, particularly in areas such as resource allocation, implementation  
517 of preventive measures, and healthcare system reforms. Future research should further explore  
518 prevention and management strategies for these diseases, especially in resource-limited regions.

519 *Clinical research advancements in DM+CVD diagnosis and treatment.* Among the highly  
520 cited publications, 11 articles are related to this topic, covering biomarker studies, inflammation,  
521 and pharmaceutical research.

522 Biomarker research plays a crucial role in the diagnosis and management of DM and CVD<sup>65</sup>,  
523 deepening our understanding of disease mechanisms and providing new directions for diagnostic,  
524 preventive, and therapeutic strategies. In 2007, Goralski et al.<sup>66</sup> identified Chemerin as a novel  
525 adipokine that promotes insulin resistance by influencing insulin signaling and glucose  
526 metabolism, emerging as a new biomarker for DM<sup>67</sup>. Moreover, Chemerin increases CVD risk by  
527 promoting vascular inflammation and endothelial dysfunction, making it significant in  
528 cardiovascular risk assessment<sup>68</sup>. In 2017, Ellulu et al. provided a multidimensional perspective on  
529 DM+CVD biomarker research<sup>69</sup>, revealing the complex interactions between obesity, chronic  
530 inflammation, and oxidative stress in DM+CVD pathogenesis. They found a negative correlation  
531 between pro-inflammatory factors (TNF- $\alpha$ , IL-6) and adiponectin levels, while CRP levels  
532 strongly correlated with CVD risk. This finding not only linked metabolic disorders with vascular  
533 pathology but also provided a theoretical basis for multi-target therapeutic strategies.

534 However, these highly cited studies also reveal several challenges in biomarker application.  
535 Firstly, single biomarkers often fail to fully reflect the complex pathophysiological characteristics  
536 of DM and CVD<sup>69</sup> suggesting that future research may need to develop multi-marker combination  
537 models. Secondly, these studies emphasize the importance of individual differences, as factors  
538 such as race, age, and gender may influence biomarker expression and significance<sup>70</sup>. Overall, the  
539 rapid advancement in biomarker research has opened new opportunities for elucidating  
540 mechanisms, diagnosis, and treatment of DM+CVD. Nevertheless, to translate these research



541 findings into clinical practice, more large-scale, multicenter prospective studies are needed to  
542 validate their clinical application value.

543 Inflammation plays a crucial role in understanding the pathophysiological mechanisms of  
544 diseases. In 2018, Ferrucci and Fabbri<sup>71</sup> scientifically elucidated the roles of monocytes,  
545 macrophages, T cells, B cells, cellular senescence, and senescence-associated secretory phenotype  
546 (SASP) in CVD pathogenesis. These factors contribute to CVD risk by promoting the release of  
547 inflammatory mediators and exacerbating inflammatory responses. Numerous studies have  
548 corroborated this perspective<sup>71-74</sup>. Regulating endothelial nitric oxide synthase (eNOS) activity  
549 and function is an effective approach to mitigate inflammatory responses. However, eNOS  
550 "uncoupling" can transform it into a superoxide ( $O_2^-$ ) generating enzyme, thereby aggravating  
551 inflammation and CVD progression. Förstermann<sup>75</sup> noted that increasing tetrahydrobiopterin  
552 (BH4) levels or inhibiting nicotinamide adenine dinucleotide phosphate (NADPH) oxidase  
553 activity could correct eNOS dysfunction, thus restoring its protective effects.

554 In the complex pathological network of DM+CVD, inflammatory response serves as a critical link,  
555 with implications far beyond mere cytokine release. DM patients, chronically exposed to  
556 hyperglycemia, not only experience low-grade inflammation but also undergo fundamental  
557 alterations in immune balance and metabolic regulation<sup>76</sup>. This systemic dysregulation accelerates  
558 atherosclerosis progression through multidimensional, multilayered mechanisms, creating a  
559 self-perpetuating cycle<sup>77,78</sup>.

560 Furthermore, we need to reconsider the dual role of inflammation in DM+CVD. While  
561 excessive inflammation is undoubtedly harmful, moderate inflammatory responses are necessary  
562 for tissue repair and metabolic homeostasis<sup>79</sup>. Therefore, future therapeutic strategies should aim

563 not to completely eliminate inflammation, but rather to reestablish a healthy inflammatory balance,  
564 necessitating more refined regulatory approaches and long-term intervention strategies.

565       Pharmaceutical research. In recent years, DM and CVD-related drug research has shown  
566 trends towards diversification and precision. Analysis of highly cited literature reveals that hot  
567 topics in drug research focus on sodium-glucose cotransporter-2 inhibitors (SGLT2i),  
568 glucagon-like peptide-1 receptor agonists (GLP-1 RA), statins, antiplatelet drugs,  
569 renin-angiotensin-aldosterone system (RAAS) inhibitors, and  $\beta$ -blockers<sup>80-82</sup>. These drugs not  
570 only target glycemic control but also reflect multi-target intervention strategies for cardiovascular  
571 protection. The emergence of SGLT2i and GLP-1 RA, in particular, has provided new treatment  
572 options for DM+CVD patients, potentially altering clinical practice patterns. However, despite  
573 GLP-1 RA showing significant effects in DM treatment<sup>83</sup>, its role in preventing cardiovascular  
574 events remains controversial. A large-scale randomized controlled trial (RCT) by Pfeffer et  
575 al.<sup>80</sup> demonstrated that lixisenatide was non-inferior to placebo in terms of major cardiovascular  
576 endpoint incidence in T2DM patients with acute coronary syndrome, but failed to prove its  
577 superiority. This finding challenges our traditional understanding of incremental drug efficacy  
578 while highlighting the difficulty of evaluating single intervention effects in complex disease  
579 networks.

580       Another important point is the role of antiplatelet therapy in primary prevention of DM+CVD  
581 warrants further attention. Research by De Berardis et al.<sup>84</sup> revealed gender differences in the  
582 effects of low-dose aspirin and its potential bleeding risks. This finding not only emphasizes the  
583 importance of individualized treatment but also reflects the need for a more comprehensive  
584 consideration of the balance between risks and benefits when evaluating preventive interventions.

585        *Comprehensive management strategies.*        Ten articles are related to this topic. The  
586 combined management of DM and CVD is a complex process aimed at comprehensively reducing  
587 cardiovascular risk and improving patients' long-term prognosis and quality of life<sup>86</sup>. This  
588 requires consideration of multiple factors, including glycemic control, blood pressure management,  
589 lipid regulation (such as lowering LDL-C levels), weight management, and control of other  
590 cardiovascular risk factors. Achieving these goals necessitates addressing three core aspects:  
591 patient self-education and self-management, lifestyle interventions, and risk assessment.

592        Patient self-management and self-education have undergone significant evolution over the  
593 past two decades, progressing from basic disease awareness education to comprehensive  
594 multifactorial interventions, and now to technology-driven precision management. In 2007, the  
595 AHA and American Diabetes Association (ADA)<sup>85</sup>, along with the ESC and European  
596 Association for the Study of Diabetes (EASD)<sup>86</sup>, proposed fundamental frameworks for patient  
597 self-management in their respective joint guidelines, emphasizing disease awareness, lifestyle  
598 interventions, and medication adherence education. This phase focused on enhancing patients'  
599 basic understanding of their conditions and encouraging proactive lifestyle changes. As medical  
600 knowledge deepened, the 2013 guidelines introduced a more comprehensive management  
601 concept<sup>87</sup>. This update expanded beyond singular glycemic control to integrate blood pressure and  
602 lipid management, while also incorporating psychological health into the overall management  
603 strategy.

604        From 2019 onwards<sup>88-90</sup> guideline updates reflect characteristics of the digital age, ushering  
605 patient self-management into a new era. The introduction of smart devices and telemedicine has  
606 created unprecedented possibilities for real-time monitoring and precision management. For

607 instance, the use of continuous glucose monitoring systems (CGM) and smart blood pressure  
608 monitors allows patients and healthcare teams to track key indicators more accurately. These  
609 technologies not only improve the precision and timeliness of data collection but also enable  
610 healthcare teams to respond more rapidly to patient needs, facilitating multidisciplinary  
611 collaboration and ongoing support.

612 Lifestyle interventions are an indispensable component in the comprehensive management of  
613 DM+CVD. Research by Danaei et al.<sup>91</sup> corroborates the stance of major European and American  
614 guidelines, affirming that scientific lifestyle interventions, including dietary control, increased  
615 physical activity, and smoking cessation, not only help reduce CVD risk but also improve DM  
616 management outcomes. Weight management, as an integrated result of these interventions,  
617 emerges as a core objective in preventing and controlling both diseases. Mora et al.<sup>92</sup> further  
618 elucidated the importance of appropriate weight management, demonstrating that higher levels of  
619 physical activity can significantly reduce cardiovascular event risk through mechanisms affecting  
620 blood pressure and inflammation, among others. Concurrently, diet plays a crucial role in  
621 management strategies. Healthy dietary habits, particularly those rich in plant polyphenols<sup>93</sup>, offer  
622 cardiovascular protection by improving vascular function, lowering blood pressure, and reducing  
623 LDL oxidation.

624 While these studies provide evidence for the efficacy of lifestyle interventions, translating  
625 them into clinical practice remains challenging. Factors such as socioeconomic status, healthcare  
626 accessibility, and patient adherence often influence intervention outcomes<sup>94</sup>. Therefore, future  
627 efforts should focus on tailoring scientific interventions to patients' social resources, sustainability,  
628 and individual characteristics. Additionally, exploring methods to enhance long-term adherence

629 through digital health technologies warrants active investigation.

630 Risk assessment plays a crucial role in early disease prevention and individualized  
631 management. The Framingham Heart Study<sup>95</sup> provided a multifactorial risk assessment model for  
632 evaluating overall and specific CVD risks in primary care. This multivariate risk assessment  
633 approach advanced cardiovascular disease prevention strategies and laid the foundation for  
634 subsequent risk assessment tool development. In recent years, risk assessment tools in the  
635 DM+CVD field have continually evolved, transitioning from traditional static models to more  
636 dynamic, personalized approaches. Updates to tools such as the QRISK3 cardiovascular risk  
637 assessment<sup>96</sup>, Finnish Diabetes Risk Score<sup>97</sup>, and dynamic heart failure risk prediction models<sup>98</sup>  
638 showcase advantages in integrating more dynamic data sources, considering a broader range of  
639 risk factors, and utilizing advanced statistical and machine learning methods. These advancements  
640 enable clinicians to formulate more targeted prevention and treatment strategies. Regarding blood  
641 glucose and blood pressure monitoring, CGM and home blood pressure monitoring (HBPM) have  
642 become increasingly recommended methods. CGM technology provides real-time, continuous  
643 monitoring of blood glucose levels, offering DM patients valuable insights into glucose  
644 fluctuations<sup>99</sup>. HBPM supplies authentic blood pressure data from patients' daily lives, avoiding  
645 interference from "white coat effect" and "masked hypertension". HBPM data contributes to more  
646 accurate assessment of antihypertensive treatment efficacy, facilitating timely medication  
647 adjustments. Long-term HBPM data can also reveal circadian blood pressure rhythm changes,  
648 providing clues for identifying abnormal blood pressure patterns.

649 In conclusion, these studies indicate that management strategies for DM+CVD are evolving  
650 towards more integrated, precise, and personalized approaches. The development of

651 technology-driven precision management models, individualized lifestyle intervention programs,  
652 and dynamic risk assessment tools presents increased possibilities for improving the efficacy of  
653 DM+CVD combined management. However, it is important to acknowledge that implementing  
654 these comprehensive management strategies still faces challenges in translating theory into  
655 practice, particularly when considering individual patient differences and socioeconomic factors.  
656 Future research should focus on enhancing the translational impact of new technologies,  
657 improving patient adherence, and developing more individualized and dynamic risk assessment  
658 models to achieve precision management of DM and CVD.

#### 659 **4. Research Hotspots and Development Trends**

660 We attempted to discuss the research hotspots and trends in the field of DM+CVD by  
661 analyzing highly co-cited literature and their keywords from the past three years (2021-2023). The  
662 Citespace keyword analysis and its Spotlight function results are shown in Figure 8A. The  
663 Spotlight function of Citespace helps researchers quickly identify keywords that are widely cited  
664 and have significant impact on the current research field<sup>17</sup>. The results indicate that the main  
665 keywords are Cardiovascular disease, Risk, Oxidative stress, Inflammation, Obesity, Heart failure,  
666 Body mass index, Adipose tissue, Mortality, and Insulin resistance. This suggests that current  
667 research trends continue to revolve around these important and persistent hot topics.

668 FIG 8. Visualization of Highly Cited Literature Keywords and Time line in DM+CVD  
669 (2021-2024)

670 (A) Keyword co-occurrence network generated by CiteSpace. Node and font size represent the  
671 intensity and frequency of keyword occurrence. Node color indicates different time periods, with  
672 darker colors representing more recent times. Links between nodes, determined by the Spotlight

673 algorithm, indicate high correlation between keywords. (B) Timeline view of major research  
674 topics. Each colored line represents a distinct research theme, with nodes on the lines indicating  
675 specific topics. The curvature and span of each line demonstrate the emergence and fading of  
676 different research themes over time.

677 Among the keywords, those in smaller fonts reflect emerging research directions gaining  
678 gradual attention, such as metabolic flexibility<sup>100</sup>, development of mitochondria-targeted  
679 therapeutic strategies<sup>101</sup>, and the role of epigenetics in cardiovascular diseases<sup>102</sup>. This indicates  
680 that researchers have been exploring more refined and individualized disease mechanisms and  
681 treatment approaches in recent years. Through the Spotlight algorithm, we observed significant  
682 associations between several groups of keywords, such as obesity and adipose tissue,  
683 cardiovascular disease and heart failure, and oxidative stress and inflammation. These close  
684 associations reflect the evolution and deepening of research focus over the past three years, while  
685 also revealing researchers' in-depth exploration of internal connections within specific  
686 topics. Specifically, the link between obesity and adipose tissue indicates that research is delving  
687 into the complex relationship between obesity and adipose tissue function, particularly in terms of  
688 metabolic disorders and cardiovascular risk<sup>103</sup>. The association between cardiovascular disease  
689 and heart failure suggests the increasing importance of heart failure in DM+CVD research<sup>104</sup>,  
690 possibly related to population aging and improvements in chronic disease management. The close  
691 connection between oxidative stress and inflammation demonstrates researchers' growing  
692 recognition of the interplay between these two processes in various pathological states<sup>105</sup>.

693 Clustering of keywords yielded six categories, as shown in Figure 8B: #0 Inflammation, #1  
694 Diabetic cardiomyopathy, #2 Risk factors, #3 Coronary artery disease, #4 Type 2 diabetes, and #5

695 Cell. The Inflammation cluster emphasizes the central role of inflammation in DM+CVD  
696 pathology, possibly involving the development of novel anti-inflammatory therapeutic strategies.  
697 The Diabetic cardiomyopathy cluster suggests that researchers may be delving into the specific  
698 effects of DM on the myocardium. The Risk factors cluster reflects ongoing attention to  
699 DM+CVD risk prediction and prevention. The Coronary artery disease cluster underscores the  
700 pivotal position of coronary artery disease in DM+CVD. The Type 2 diabetes cluster emphasizes  
701 the close link between T2DM and CVD. The Cell cluster likely involves cellular-level mechanism  
702 studies, such as endothelial dysfunction or myocardial cell metabolic abnormalities.

703 Overall, these clusters span multiple levels from basic research to clinical applications,  
704 reflecting the complexity and multidisciplinary nature of DM+CVD research. They also hint at  
705 potential breakthroughs in future research. Future studies may focus more on the connections  
706 between these different themes to gain a more comprehensive understanding of DM+CVD.

707 In the previously mentioned trends in DM+CVD pharmacological research, SGLT2  
708 inhibitors and GLP-1 receptor agonists have become the focus of recent studies due to their  
709 multiple clinical benefits. The proportion of highly cited literature in the past three years further  
710 confirms the importance of these drugs. Among the 10 articles, 4 involve SGLT2 inhibitors and  
711 GLP-1 receptor agonists. In 2016, Zinman et al<sup>106</sup> published a study in *NEW ENGL J MED* with a  
712 median observation time of 3.1 years, concluding that for individuals with T2DM and high CVD  
713 risk, using SGLT2 inhibitors as adjunctive therapy reduced the rates of major cardiovascular  
714 events and all-cause mortality. In the same year, Marso et al<sup>107</sup> conducted a study with a median  
715 follow-up of 3.8 years, finding that liraglutide (a GLP-1 receptor agonist) significantly reduced  
716 cardiovascular event risk in T2DM, particularly cardiovascular death risk. This finding supports



717 the inclusion of liraglutide in treatment regimens for type 2 diabetes patients with high  
718 cardiovascular risk. Also in 2016, Heerspink et al<sup>81</sup> retrospectively examined the significant  
719 cardiovascular and renal protective effects of SGLT2 inhibitors in treating DM and discussed their  
720 clinical applications, suggesting that SGLT2 inhibitors should be prioritized when treating diabetic  
721 patients with high cardiovascular disease risk. In 2022, Solomon et al<sup>108</sup> conducted a randomized,  
722 double-blind, placebo-controlled trial, concluding that SGLT2 inhibitors significantly reduced the  
723 risk of worsening heart failure and cardiovascular death in patients with mildly reduced or  
724 preserved ejection fraction heart failure, while improving patient symptoms. The results of this  
725 study have significantly impacted clinical practice in using the SGLT2 inhibitor dapagliflozin to  
726 treat this type of heart failure patient.

727 Traditional T2DM management primarily focused on glycemic control, often utilizing  
728 insulin and sulfonylureas<sup>109</sup>. Cardiovascular disease prevention and treatment relied on statins,  
729 antihypertensives, and antiplatelet agents<sup>110</sup>. This segregated approach potentially led to several  
730 issues: dispersed treatment goals, increased risk of drug interactions, high medication burden for  
731 patients, potential side effects such as hypoglycemia and weight gain, lack of synergistic effects,  
732 and difficulties in achieving personalized precision treatment<sup>109,111</sup>.

733 In contrast, SGLT2 inhibitors and GLP-1 receptor agonists offer multifaceted clinical  
734 benefits in T2DM treatment. Moreover, these agents simultaneously improve glycemic control  
735 and cardiovascular health, thereby enhancing overall treatment efficacy and long-term  
736 prognosis<sup>106-108</sup>. Based on their comprehensive therapeutic effects and favorable safety profiles,  
737 authoritative bodies such as the ADA and EASD have prioritized SGLT2 inhibitors and GLP-1  
738 receptor agonists in their clinical guidelines for specific high-risk diabetic

739 patients<sup>89,112</sup>. Consequently, the mechanisms of action of SGLT2 inhibitors and GLP-1 receptor  
740 agonists remain a key focus of current and future research, particularly their physiological effects  
741 related to sodium metabolism. This ongoing investigation aims to better understand and apply  
742 these agents in the integrated management of DM and CVD.

743       Among the 10 articles, 2 discuss the association between lipids, obesity, and DM+CVD. The  
744 2019 ESC/EAS<sup>89</sup> guidelines on dyslipidemia management detail how to reduce CVD risk through  
745 lipid modulation. The guidelines emphasize early lipid risk intervention and lifestyle changes to  
746 effectively lower cardiovascular risk. For obese and DM patients, they particularly stress  
747 comprehensive management strategies to improve metabolic status and cardiovascular health. In  
748 2021, the AHA released a scientific statement<sup>24</sup> on obesity and cardiovascular disease, identifying  
749 obesity as a major risk factor for various cardiovascular diseases. It directly increases  
750 cardiovascular disease incidence by inducing metabolic abnormalities such as dyslipidemia,  
751 hypertension, and T2DM. The AHA emphasizes the importance of lifestyle interventions and  
752 weight loss for obesity prevention and treatment.

753       These two authoritative statements have profoundly influenced academia, clinical practice,  
754 public health policy, and public health education, advancing the comprehensive management and  
755 prevention of obesity and DM+CVD.

756       Although the relationships between obesity, DM, and CVD have been extensively studied,  
757 we believe current and future research trends will continue to focus on these areas. This ongoing  
758 focus is driven by several factors: the rising global prevalence of obesity<sup>113</sup>, DM, and CVD<sup>59,64</sup>;  
759 the crucial role of lipid metabolism abnormalities in these diseases<sup>90</sup>; the incompletely elucidated  
760 complex pathophysiological mechanisms; increasing demands for personalized medicine<sup>114,115</sup>; the

761 emergence of novel therapeutic approaches; and the necessity for multidisciplinary comprehensive  
762 management<sup>116</sup>. Through multidisciplinary collaboration and personalized strategies, the aim is to  
763 comprehensively enhance the prevention and management of obesity, DM, lipid metabolism  
764 disorders, and CVD.

765 In the highly cited literature, three articles focus on the management of heart failure and  
766 cardiomyopathy. The 2016 ESC guidelines for heart failure treatment emphasized the importance  
767 of cardiac rehabilitation and self-management education, establishing the foundation for recent  
768 heart failure management<sup>117</sup> These guidelines established ACE inhibitors,  $\beta$ -blockers, and MRAs  
769 as standard treatment regimens, detailed the diagnostic steps for heart failure, including clinical  
770 assessment, imaging, and laboratory tests, and introduced BNP and NT-proBNP as diagnostic  
771 tools. Additionally, they described acute heart failure management strategies in detail. Building on  
772 the 2016 guidelines, the 2021 ESC guidelines<sup>118</sup> incorporated new drugs such as SGLT2 inhibitors  
773 and ARNIs, refined ejection fraction classification, strengthened the use of BNP and NT-proBNP,  
774 and further emphasized personalized treatment based on patient-specific factors, including age and  
775 comorbidities. In 2019, Murtaza et al. systematically reviewed the research progress on diabetic  
776 cardiomyopathy (DCM)<sup>119</sup> exploring the roles of metabolic abnormalities, oxidative stress, and  
777 inflammatory responses in DCM pathogenesis. They highlighted the potential of novel drugs, gene  
778 therapy, stem cell therapy, and lifestyle interventions in future treatments. This comprehensive  
779 review significantly impacted the advancement of early diagnosis and effective treatment of  
780 DCM.

781 Although coronary heart disease remains a primary research focus, its study is relatively  
782 mature, with declining incidence and mortality rates in many countries and regions globally<sup>59</sup>.

783 However, heart failure's poor end-stage outcomes<sup>120</sup> new opportunities for drug development<sup>121-</sup>  
784 <sup>123</sup>, prospects in regenerative medicine<sup>124</sup> and the multiple complications and substantial medical  
785 burden of heart failure patients<sup>125,126</sup> further underscore the importance and urgency of in-depth  
786 research into this disease. Moreover, the complex relationship between cardiomyopathy and  
787 diabetes, with their comorbidity and specific mechanisms not fully elucidated, adds another layer  
788 of complexity. The emergence of COVID-19 as a new etiological factor and the impact of long  
789 COVID have further complicated cardiomyopathy and increased its prevalence. Tegan et al.'s  
790 study<sup>127</sup> found that COVID-19 patients have a 15.7-fold higher risk of myocarditis compared to  
791 non-infected individuals.

792 Considering these analyses, we believe that heart failure and cardiomyopathy will gradually  
793 become focal points of research in the DM+CVD field in the future.

794 Among the highly cited literature, one article focuses on epidemiological research. The  
795 International Diabetes Federation's 2021 Diabetes Atlas (102nd edition)<sup>128</sup> provides the latest data  
796 and projections on the global epidemiology of DM. This report reveals a significant growth trend  
797 in DM prevalence in developing countries and emphasizes the potential value of novel drugs such  
798 as SGLT2 inhibitors and GLP-1 receptor agonists in disease management. It also stresses the  
799 importance of early diagnosis and personalized treatment. Furthermore, the report proposes  
800 multifaceted intervention strategies, including strengthening public health education, promoting  
801 healthy lifestyles, and improving access to medical services and medications. This comprehensive  
802 and systematic report provides valuable reference for formulating DM prevention and control  
803 policies, holding significant implications for improving global DM prevention, treatment, and  
804 management.

805 Epidemiological research has consistently played a crucial role in DM+CVD prevention and  
806 control, and we believe it will remain a key research direction in the future<sup>129</sup>. Epidemiological  
807 studies not only help us understand disease distribution, development trends, and influencing  
808 factors but also provide scientific evidence for effective public health policy formulation<sup>130</sup>.  
809 Ongoing epidemiological surveillance and research are essential for evaluating the effectiveness  
810 of interventions, predicting disease burden, optimizing resource allocation, and developing  
811 long-term prevention and control strategies. Considering that DM patients often face a higher risk  
812 of CVD, epidemiological research has unique advantages in revealing the association between  
813 these two types of diseases, exploring common risk factors, and assessing the effectiveness of  
814 comprehensive prevention and control strategies<sup>131</sup>. In the future, with the development of big data  
815 and artificial intelligence technologies, epidemiological research is expected to play a greater role  
816 in disease warning, precision prevention, and personalized management, making more  
817 contributions to global DM and CVD prevention and control efforts.

818 In summary, we find that the current and future development directions in DM+CVD are not  
819 about replacing traditional pathways, but rather about posing new challenges and updates to  
820 existing treatment and research methods. Traditional sulfonylureas and statins have shown some  
821 efficacy in treating DM or CVD individually, but face challenges when addressing DM combined  
822 with CVD or more complex situations. The impact of obesity and abnormal lipid metabolism in  
823 DM+CVD patients cannot be overlooked; while weight reduction and lipid metabolism regulation  
824 have demonstrated significant clinical benefits in improving prognosis for these patients, their  
825 mechanisms of action and optimal intervention strategies are not yet fully elucidated. Although  
826 coronary heart disease still dominates DM+CVD research, heart failure and cardiomyopathy are

827 gradually becoming focal points in this field, considering the various clinical scenarios in reality  
828 and the complexities associated with their poor end-stage manifestations. Epidemiological  
829 research is crucial for understanding the complex relationship between DM and CVD. As global  
830 population structure, socioeconomic environments, and risk factors change, such research helps  
831 identify and quantify risk factors, providing a scientific basis for developing prevention and  
832 management strategies.

833 Therefore, we summarize the current and future development directions as:

- 834 (1) Intensifying research on novel drugs such as SGLT2 inhibitors and GLP-1 receptor agonists;  
835 (2) Updating our understanding of the key roles of obesity and lipid metabolism in disease  
836 progression;  
837 (3) Focusing on heart failure and cardiomyopathy as the main diseases of study in this field;  
838 (4) Strengthening epidemiological research on DM+CVD.

## 839 **5.Conclusion and Future Perspectives**

840 This study employs bibliometric methods, utilizing CiteSpace and VOSviewer analytical  
841 tools, to conduct a systematic analysis of 5,505 relevant publications from 2005 to 2024, aiming to  
842 elucidate research dynamics and future trends in the field. Initially, we examined and analyzed  
843 publication distribution, countries/regions, institutions, and author productivity and collaborations.  
844 We observed a significant growth trend in DM+CVD research, reflecting both sustained academic  
845 interest in the field and the increasing recognition of DM+CVD as a complex disease  
846 combination. Regarding research collaboration networks, we noted an interesting geographical  
847 distribution pattern. While the United States and China dominate in publication volume, European  
848 countries, particularly Sweden, stand out in rankings of highly productive authors and institutions.

849 This distribution reflects the global nature of DM+CVD research while potentially indicating  
850 regional differences in research priorities. Subsequently, we focused on keywords and highly cited  
851 literature. After a comprehensive evaluation of the 5,505 publications from 2005-2024, we  
852 analyzed 50 highly cited papers in depth, including 22 reviews and 28 original research articles.  
853 Special attention was given to research developments in the past three years (2021-2023) to better  
854 understand future trends in the field.

855 The review analysis reveals the evolution of the theoretical framework in DM+CVD  
856 research. Specifically, in studying obesity and disease relationships, the perspective has shifted  
857 from viewing obesity as a simple disease risk factor to recognizing its phenotypic heterogeneity  
858 and differential impact on DM and CVD, ultimately emphasizing multi-level prevention and  
859 intervention strategies across the life course. In lifestyle intervention and public health research,  
860 the focus has progressed from examining the health effects of single food components to studying  
861 the combined role of overall dietary patterns and regular exercise, and finally to integrating dietary  
862 interventions into broader public health policy frameworks. Mechanistic studies have demonstrated  
863 in-depth exploration at multiple biological levels, including reassessment of tissue function,  
864 deeper investigation of cellular signaling pathways, and new discoveries in molecular regulatory  
865 mechanisms. Treatment strategies have advanced from single-disease management models to  
866 comprehensive risk control and individualized precision therapy.

867 Analysis of original research illustrates the development from theory to clinical practice.  
868 Epidemiological studies have quantified the global disease burden of DM+CVD, providing  
869 empirical evidence for evidence-based public health strategies. Clinical diagnosis and treatment  
870 research encompasses the identification of novel biomarkers, elucidation of inflammation's central

871 role in disease pathophysiology, and efficacy validation of new drugs. Management strategy  
872 research reflects a transition from basic awareness education to technology-driven, multi-factorial,  
873 and multi-disease comprehensive risk control.

874 Finally, through analysis of highly cited literature from the past three years, we identified or  
875 predicted future research priorities in the field, including: novel drug intervention strategies,  
876 pathophysiological associations between metabolic abnormalities and DM+CVD, precision  
877 management of cardiovascular complications, and more extensive epidemiological research.

878 In nearly two decades, despite significant advancements in this field, we have identified  
879 several persistent challenges. The long-term effects and precise mechanisms of novel drugs  
880 require further investigation. Clinical application of biomarkers faces issues of standardization and  
881 individualization. Achieving a precise balance in inflammation regulation remains a complex  
882 problem. Notably, effectively preventing and managing obesity at the population level to reduce  
883 DM+CVD incidence continues to be a major challenge. In general, DM+CVD research is evolving  
884 from descriptive and observational studies towards mechanism-oriented and personalized  
885 approaches, with obesity consistently emerging as a key factor. Looking ahead, interdisciplinary  
886 collaboration and translational medical research will play crucial roles in driving breakthrough  
887 progress in the DM+CVD field, particularly in deciphering the complex relationships between  
888 obesity and DM+CVD. This not only holds promise for improving patient outcomes but may also  
889 provide insights for managing other obesity-related complex chronic diseases.

890

## 891 **Acknowledgments**

892 We thank the Science and Technology Department of Xinjiang Uygur Autonomous Region and



893 the Science and Technology Bureau of Hetian Prefecture for supporting this research.

894

895

## REFERENCES

- 896 1. American Diabetes Association. Diagnosis and classification of diabetes mellitus. *Diabetes*  
897 *Care*. 2014;37 Suppl 1:S81-90. doi:10.2337/dc14-S081
- 898 2. American Diabetes Association Professional Practice Committee. 2. Classification and  
899 Diagnosis of Diabetes: Standards of Medical Care in Diabetes-2022[J/OL]. *Diabetes Care*,  
900 2022, 45(Suppl 1): S17-S38
- 901 3. Javeed N, Matveyenko AV. Circadian Etiology of Type 2 Diabetes Mellitus. *Physiology*  
902 *(Bethesda)*. 2018;33(2):138-150. doi:10.1152/physiol.00003.2018
- 903 4. Szmuilowicz ED, Josefson JL, Metzger BE. Gestational Diabetes Mellitus. *Endocrinol Metab*  
904 *Clin North Am*. 2019;48(3):479-493. doi:10.1016/j.ecl.2019.05.001
- 905 5. Home, Resources, Living with diabetes, et al. IDF Diabetes Atlas 2021 | IDF Diabetes Atlas.  
906 Accessed March 4, 2024. <https://diabetesatlas.org/atlas/tenth-edition/>
- 907 6. Parker ED, Lin J, Mahoney T, et al. Economic Costs of Diabetes in the U.S. in 2022. *Diabetes*  
908 *Care*. 2023;47(1):26-43. doi:10.2337/dci23-0085
- 909 7. Fowler MJ. Microvascular and Macrovascular Complications of Diabetes. *Clinical Diabetes*.  
910 2008;26(2):77-82. doi:10.2337/diaclin.26.2.77
- 911 8. Laing SP, Swerdlow AJ, Slater SD, et al. Mortality from heart disease in a cohort of 23,000  
912 patients with insulin-treated diabetes. *Diabetologia*. 2003;46(6):760-765.  
913 doi:10.1007/s00125-003-1116-6
- 914 9. Thomas A, Zelniker, Eugene Braunwald. Mechanisms of Cardiorenal Effects of  
915 Sodium-Glucose Cotransporter 2 Inhibitors: JACC State-of-the-Art Review. *J Am Coll*  
916 *Cardiol*. 2020;75(4):422-434. doi:10.1016/j.jacc.2019.11.031
- 917 10. Hajar R. Risk Factors for Coronary Artery Disease: Historical Perspectives. *Heart Views*.  
918 2017;18(3):109-114. doi:10.4103/HEARTVIEWS.HEARTVIEWS\_106\_17
- 919 11. Chu X, Feng B, Ge J, et al. Chinese expert consensus on the risk assessment and  
920 management of panvascular disease inpatients with type 2 diabetes mellitus (2022  
921 edition). *Cardiology Plus*. 2022;7(4):162-177. doi:10.1097/CP9.000000000000029
- 922 12. Paterson AD, Rutledge BN, Cleary PA, Lachin JM, Crow RS, Diabetes Control and  
923 Complications Trial/Epidemiology of Diabetes Interventions and Complications Research  
924 Group. The effect of intensive diabetes treatment on resting heart rate in type 1 diabetes:  
925 the Diabetes Control and Complications Trial/Epidemiology of Diabetes Interventions and

- 926           Complications study. *Diabetes Care*. 2007;30(8):2107-2112. doi:10.2337/dc06-1441
- 927   13.   Thomas R. Einarson, Annabel Acs, Craig Ludwig, Ulrik H. Panton. Prevalence of  
928           cardiovascular disease in type 2 diabetes: a systematic literature review of scientific  
929           evidence from across the world in 2007-2017. *Cardiovasc Diabetol*. 2018;17(1):83.  
930           doi:10.1186/s12933-018-0728-6
- 931   14.   Hou Q, Li Y, Li S, Tian H. The global burden of diabetes mellitus. *Chinese Journal of*  
932           *Diabetes*. 2016;24(1):92-96. doi:10.3969/j.issn.1006-6187.2016.01.023.
- 933   15.   Cheng K, Guo Q, Yang W, Wang Y, Sun Z, Wu H. Mapping Knowledge Landscapes and  
934           Emerging Trends of the Links Between Bone Metabolism and Diabetes Mellitus: A  
935           Bibliometric Analysis From 2000 to 2021. *Front Public Health*. 2022;10.  
936           doi:10.3389/fpubh.2022.918483
- 937   16.   Lv J, Li Y, Shi S, et al. Frontier and Hotspot Evolution in Cardiorenal Syndrome: A  
938           Bibliometric Analysis From 2003 to 2022. *Current Problems in Cardiology*.  
939           2023;48(8):101238. doi:10.1016/j.cpcardiol.2022.101238
- 940   17.   Chen C, Hu Z, Liu S, Tseng H. Emerging trends in regenerative medicine: a scientometric  
941           analysis in CiteSpace. *Expert Opin Biol Ther*. 2012;12(5):593-608.  
942           doi:10.1517/14712598.2012.674507
- 943   18.   van Eck NJ, Waltman L. Software survey: VOSviewer, a computer program for bibliometric  
944           mapping. *Scientometrics*. 2010;84(2):523-538. doi:10.1007/s11192-009-0146-3
- 945   19.   S. R. Daniels, D. K. Arnett, R. H. Eckel, et al. Overweight in children and adolescents -  
946           Pathophysiology, consequences, prevention, and treatment. *Circulation*.  
947           2005;111(15):1999-2012. doi:10.1161/01.CIR.0000161369.71722.10
- 948   20.   Guh DP, Zhang W, Bansback N, Amarsi Z, Birmingham CL, Anis AH. The incidence of  
949           co-morbidities related to obesity and overweight: a systematic review and meta-analysis.  
950           *BMC Public Health*. 2009;9:88. doi:10.1186/1471-2458-9-88
- 951   21.   Manna P, Jain SK. Obesity, Oxidative Stress, Adipose Tissue Dysfunction, and the Associated  
952           Health Risks: Causes and Therapeutic Strategies. *Metab Syndr Relat Disord*.  
953           2015;13(10):423-444. doi:10.1089/met.2015.0095
- 954   22.   Piché ME, Tchernof A, Després JP. Obesity Phenotypes, Diabetes, and Cardiovascular  
955           Diseases. *Circ Res*. 2020;126(11):1477-1500. doi:10.1161/CIRCRESAHA.120.316101
- 956   23.   Després JP. Body fat distribution and risk of cardiovascular disease: an update. *Circulation*.  
957           2012;126(10):1301-1313. doi:10.1161/CIRCULATIONAHA.111.067264
- 958   24.   Powell-Wiley TM, Poirier P, Burke LE, et al. Obesity and Cardiovascular Disease: A Scientific  
959           Statement From the American Heart Association. *Circulation*. 2021;143(21):E984-E1010.  
960           doi:10.1161/CIR.0000000000000973

- 961 25. Micha R, Wallace SK, Mozaffarian D. Red and Processed Meat Consumption and Risk of  
962 Incident Coronary Heart Disease, Stroke, and Diabetes Mellitus A Systematic Review and  
963 Meta-Analysis. *Circulation*. 2010;121(21):2271-U52.  
964 doi:10.1161/CIRCULATIONAHA.109.924977
- 965 26. Wang M, Ma H, Song Q, et al. Red meat consumption and all-cause and cardiovascular  
966 mortality: results from the UK Biobank study. *Eur J Nutr*. 2022;61(5):2543-2553.  
967 doi:10.1007/s00394-022-02807-0
- 968 27. Cui K, Liu Y, Zhu L, Mei X, Jin P, Luo Y. Association between intake of red and processed  
969 meat and the risk of heart failure: a meta-analysis. *BMC Public Health*. 2019;19(1):354.  
970 doi:10.1186/s12889-019-6653-0
- 971 28. World Health Organization. Global Action Plan for the Prevention and Control of  
972 Noncommunicable Diseases 2013-2020. Geneva, Switzerland: World Health Organization;  
973 2013
- 974 29. Wild CP, Weiderpass E, Stewart BW, eds. World Cancer Report: Cancer Research for Cancer  
975 Prevention. Lyon, France: International Agency for Research on Cancer; 2020
- 976 30. Piepoli MF, Hoes AW, Agewall S, et al. 2016 European Guidelines on cardiovascular disease  
977 prevention in clinical practice. *Eur Heart J*. 2016;37(29):2315-2381.  
978 doi:10.1093/eurheartj/ehw106
- 979 31. Pedersen BK, Saltin B. Exercise as medicine - evidence for prescribing exercise as therapy in  
980 26 different chronic diseases. *Scand J Med Sci Sports*. 2015;25 Suppl 3:1-72.  
981 doi:10.1111/sms.12581
- 982 32. Mozaffarian D. Dietary and Policy Priorities for Cardiovascular Disease, Diabetes, and  
983 Obesity A Comprehensive Review. *Circulation*. 2016;133(2):187-225.  
984 doi:10.1161/CIRCULATIONAHA.115.018585
- 985 33. Zhang YJ, Gan RY, Li S, et al. Antioxidant Phytochemicals for the Prevention and Treatment  
986 of Chronic Diseases. *Molecules*. 2015;20(12):21138-21156.  
987 doi:10.3390/molecules201219753
- 988 34. Yahfoufi N, Alsadi N, Jambi M, Matar C. The Immunomodulatory and Anti-Inflammatory  
989 Role of Polyphenols. *Nutrients*. 2018;10(11):1618. doi:10.3390/nu10111618
- 990 35. Sharifi-Rad M, Anil Kumar NV, Zucca P, et al. Lifestyle, Oxidative Stress, and Antioxidants:  
991 Back and Forth in the Pathophysiology of Chronic Diseases. *Front Physiol*. 2020;11:694.  
992 doi:10.3389/fphys.2020.00694
- 993 36. Cory H, Passarelli S, Szeto J, Tamez M, Mattei J. The Role of Polyphenols in Human Health  
994 and Food Systems: A Mini-Review. *Front Nutr*. 2018;5:87. doi:10.3389/fnut.2018.00087
- 995 37. Hajer GR, van Haeften TW, Visseren FLJ. Adipose tissue dysfunction in obesity, diabetes,

- 996 and vascular diseases. *Eur Heart J*. 2008;29(24):2959-2971. doi:10.1093/eurheartj/ehn387
- 997 38. Geraldes P, King GL. Activation of Protein Kinase C Isoforms and Its Impact on Diabetic  
998 Complications. *CircRes*. 2010;106(8):1319-1331. doi:10.1161/CIRCRESAHA.110.217117
- 999 39. Bence Hegyi, Johanna M. Borst, Logan R. J. Bailey, et al. Hyperglycemia regulates cardiac K+  
1000 channels via O-GlcNAc-CaMKII and NOX2-ROS-PKC pathways. *Basic Res Cardiol*.  
1001 2020;115(6):71. doi:10.1007/s00395-020-00834-8
- 1002 40. He Z, King GL. Can Protein Kinase C  $\beta$ -Selective Inhibitor, Ruboxistaurin, Stop Vascular  
1003 Complications in Diabetic Patients? *Diabetes Care*. 2005;28(11):2803-2805.  
1004 doi:10.2337/diacare.28.11.2803
- 1005 41. Mardis ER. DNA sequencing technologies: 2006–2016. *Nat Protoc*. 2017;12(2):213-218.  
1006 doi:10.1038/nprot.2016.182
- 1007 42. Shendure J, Ji H. Next-generation DNA sequencing. *Nat Biotechnol*. 2008;26(10):1135-1145.  
1008 doi:10.1038/nbt1486
- 1009 43. Creemers EE, Tijssen AJ, Pinto YM. Circulating MicroRNAs Novel Biomarkers and  
1010 Extracellular Communicators in Cardiovascular Disease? *CircRes*. 2012;110(3):483-495.  
1011 doi:10.1161/CIRCRESAHA.111.247452
- 1012 44. Tiberio P, Callari M, Angeloni V, Daidone MG, Appierto V. Challenges in using circulating  
1013 miRNAs as cancer biomarkers. *Biomed Res Int*. 2015;2015:731479.  
1014 doi:10.1155/2015/731479
- 1015 45. Felekkis K, Papanephytous C. Challenges in Using Circulating Micro-RNAs as Biomarkers for  
1016 Cardiovascular Diseases. *Int J Mol Sci*. 2020;21(2):561. doi:10.3390/ijms21020561
- 1017 46. Tijssen AJ, Pinto YM, Creemers EE. Circulating microRNAs as diagnostic biomarkers for  
1018 cardiovascular diseases. *Am J Physiol Heart Circ Physiol*. 2012;303(9):H1085-1095.  
1019 doi:10.1152/ajpheart.00191.2012
- 1020 47. Zampetaki A, Willeit P, Drozdov I, Kiechl S, Mayr M. Profiling of circulating microRNAs: from  
1021 single biomarkers to re-wired networks. *Cardiovascular Research*. 2012;93(4):555-562.  
1022 doi:10.1093/cvr/cvr266
- 1023 48. Foretz M, Guigas B, Bertrand L, Pollak M, Viollet B. Metformin: From Mechanisms of Action  
1024 to Therapies. *Cell Metab*. 2014;20(6):953-966. doi:10.1016/j.cmet.2014.09.018
- 1025 49. Kwon S, Kim YC, Park JY, et al. The Long-term Effects of Metformin on Patients With Type 2  
1026 Diabetic Kidney Disease. *Diabetes Care*. 2020;43(5):948-955. doi:10.2337/dc19-0936
- 1027 50. Wang CCL, Hess CN, Hiatt WR, Goldfine AB. Clinical Update: Cardiovascular Disease in  
1028 Diabetes Mellitus Atherosclerotic Cardiovascular Disease and Heart Failure in Type 2  
1029 Diabetes Mellitus - Mechanisms, Management, and Clinical Considerations. *Circulation*.

- 1030 2016;133(24):2459-2502. doi:10.1161/CIRCULATIONAHA.116.022194
- 1031 51. Ashley EA. The Precision Medicine Initiative A New National Effort. *JAMA-J Am Med Assoc.*  
1032 2015;313(21):2119-2120. doi:10.1001/jama.2015.3595
- 1033 52. Kautzky-Willer A, Harreiter J, Pacini G. Sex and Gender Differences in Risk, Pathophysiology  
1034 and Complications of Type 2 Diabetes Mellitus. *Endocr Rev.* 2016;37(3):278-316.  
1035 doi:10.1210/er.2015-1137
- 1036 53. Forrester SJ, Kikuchi DS, Hernandez MS, Xu Q, Griendling KK. Reactive Oxygen Species in  
1037 Metabolic and Inflammatory Signaling. *CircRes.* 2018;122(6):877-+.  
1038 doi:10.1161/CIRCRESAHA.117.311401
- 1039 54. Global, regional, and national age-sex specific mortality for 264 causes of death, 1980–  
1040 2016: a systematic analysis for the Global Burden of Disease Study 2016. *Lancet.*  
1041 2017;390(10100):1151-1210. doi:10.1016/S0140-6736(17)32152-9
- 1042 55. Global, regional, and national incidence, prevalence, and years lived with disability for 301  
1043 acute and chronic diseases and injuries in 188 countries, 1990–2013: a systematic analysis  
1044 for the Global Burden of Disease Study 2013. *Lancet.* 2015;386(9995):743-800.  
1045 doi:10.1016/S0140-6736(15)60692-4
- 1046 56. GBD 2021 Diabetes Collaborators. Global, regional, and national burden of diabetes from  
1047 1990 to 2021, with projections of prevalence to 2050: a systematic analysis for the Global  
1048 Burden of Disease Study 2021. *Lancet.* 2023;402(10397):203-234.  
1049 doi:10.1016/S0140-6736(23)01301-6
- 1050 57. Go AS, Mozaffarian D, Roger VL, et al. Heart disease and stroke statistics--2013 update: a  
1051 report from the American Heart Association. *Circulation.* 2013;127(1):e6-e245.  
1052 doi:10.1161/CIR.0b013e31828124ad
- 1053 58. GBD\_2021\_CoD\_infographic\_6G\_2024.04.03\_ZH.pdf. Accessed May 30, 2024.  
1054 [https://www.healthdata.org/sites/default/files/2024-04/GBD\\_2021\\_CoD\\_infographic\\_6G\\_](https://www.healthdata.org/sites/default/files/2024-04/GBD_2021_CoD_infographic_6G_2024.04.03_ZH.pdf)  
1055 [2024.04.03\\_ZH.pdf](https://www.healthdata.org/sites/default/files/2024-04/GBD_2021_CoD_infographic_6G_2024.04.03_ZH.pdf)
- 1056 59. Roth GA, Mensah GA, Johnson CO, et al. Global Burden of Cardiovascular Diseases and Risk  
1057 Factors, 1990-2019: Update From the GBD 2019 Study. *J Am Coll Cardiol.*  
1058 2020;76(25):2982-3021. doi:10.1016/j.jacc.2020.11.010
- 1059 60. GBD 2013 DALYs and HALE Collaborators, Murray CJL, Barber RM, et al. Global, regional,  
1060 and national disability-adjusted life years (DALYs) for 306 diseases and injuries and healthy  
1061 life expectancy (HALE) for 188 countries, 1990-2013: quantifying the epidemiological  
1062 transition. *Lancet.* 2015;386(10009):2145-2191. doi:10.1016/S0140-6736(15)61340-X
- 1063 61. Benjamin EJ, Muntner P, Alonso A, et al. Heart Disease and Stroke Statistics-2019 Update:  
1064 A Report From the American Heart Association. *Circulation.* 2019;139(10):e56-e528.  
1065 doi:10.1161/CIR.0000000000000659

- 1066 62. NCD Risk Factor Collaboration (NCD-RisC). Worldwide trends in diabetes since 1980: a  
1067 pooled analysis of 751 population-based studies with 4.4 million participants. *Lancet*.  
1068 2016;387(10027):1513-1530. doi:10.1016/S0140-6736(16)00618-8
- 1069 63. Chow CK, Teo KK, Rangarajan S, et al. Prevalence, awareness, treatment, and control of  
1070 hypertension in rural and urban communities in high-, middle-, and low-income countries.  
1071 *JAMA*. 2013;310(9):959-968. doi:10.1001/jama.2013.184182
- 1072 64. Saeedi P, Petersohn I, Salpea P, et al. Global and regional diabetes prevalence estimates for  
1073 2019 and projections for 2030 and 2045: Results from the International Diabetes  
1074 Federation Diabetes Atlas, 9th edition. *Diabetes Res Clin Pract*. 2019;157:107843.  
1075 doi:10.1016/j.diabres.2019.107843
- 1076 65. Tao LC, Xu JN, Wang TT, Hua F, Li JJ. Triglyceride-glucose index as a marker in  
1077 cardiovascular diseases: landscape and limitations. *Cardiovasc Diabetol*. 2022;21(1):68.  
1078 doi:10.1186/s12933-022-01511-x
- 1079 66. Goralski KB, McCarthy TC, Hanniman EA, et al. Chemerin, a novel adipokine that regulates  
1080 adipogenesis and adipocyte metabolism. *J Biol Chem*. 2007;282(38):28175-28188.  
1081 doi:10.1074/jbc.M700793200
- 1082 67. Zhao L, Zhou J, Abbasi F, et al. Chemerin in Participants with or without Insulin Resistance  
1083 and Diabetes. *Biomedicines*. 2024;12(4):924. doi:10.3390/biomedicines12040924
- 1084 68. Pirsaraei VA, Khodabandehloo H, Mousavi MA, Zhiani M, Nazari S, Fathi M. Association of  
1085 RARRES2 rs17173608 gene polymorphism and serum Chemerin with acute myocardial  
1086 infarction and its risk factors: A case-control study in an Iranian population. *Gene*.  
1087 2024;900:148020. doi:10.1016/j.gene.2023.148020
- 1088 69. Dhingra R, Vasan RS. Biomarkers in Cardiovascular Disease. *Trends Cardiovasc Med*.  
1089 2017;27(2):123-133. doi:10.1016/j.tcm.2016.07.005
- 1090 70. Sauerbrei W, Taube SE, McShane LM, Cavenagh MM, Altman DG. Reporting  
1091 Recommendations for Tumor Marker Prognostic Studies (REMARK): An Abridged  
1092 Explanation and Elaboration. *J Natl Cancer Inst*. 2018;110(8):803-811.  
1093 doi:10.1093/jnci/djy088
- 1094 71. Ferrucci L, Fabbri E. Inflammageing: chronic inflammation in ageing, cardiovascular disease,  
1095 and frailty. *Nat Rev Cardiol*. 2018;15(9):505-522. doi:10.1038/s41569-018-0064-2
- 1096 72. Yu HT, Park S, Shin EC, Lee WW. T cell senescence and cardiovascular diseases. *Clin Exp*  
1097 *Med*. 2016;16(3):257-263. doi:10.1007/s10238-015-0376-z
- 1098 73. Chen HJ, Tas SW, de Winther MPJ. Type-I interferons in atherosclerosis. *J Exp Med*.  
1099 2020;217(1):e20190459. doi:10.1084/jem.20190459
- 1100 74. Serino A, Salazar G. Protective Role of Polyphenols against Vascular Inflammation, Aging



- 1101 and Cardiovascular Disease. *Nutrients*. 2018;11(1):53. doi:10.3390/nu11010053
- 1102 75. Förstermann U, Münzel T. Endothelial nitric oxide synthase in vascular disease: from  
1103 marvel to menace. *Circulation*. 2006;113(13):1708-1714.  
1104 doi:10.1161/CIRCULATIONAHA.105.602532
- 1105 76. Tsalamandris S, Antonopoulos AS, Oikonomou E, et al. The Role of Inflammation in  
1106 Diabetes: Current Concepts and Future Perspectives. *Eur Cardiol*. 2019;14(1):50-59.  
1107 doi:10.15420/ecr.2018.33.1
- 1108 77. Hattar L, Mumtaz T, El Mouhayyar C, Matevossian A, Johnstone M. The Effects and  
1109 Treatment of Inflammation on Diabetes Mellitus and Cardiovascular Disease. In: Johnstone  
1110 M, Veves A, eds. *Diabetes and Cardiovascular Disease*. Springer International Publishing;  
1111 2023:307-329. doi:10.1007/978-3-031-13177-6\_10
- 1112 78. Henein MY, Vancheri S, Longo G, Vancheri F. The Role of Inflammation in Cardiovascular  
1113 Disease. *Int J Mol Sci*. 2022;23(21):12906. doi:10.3390/ijms232112906
- 1114 79. Inflammation and cardiovascular disease: From mechanisms to therapeutics. *American*  
1115 *Journal of Preventive Cardiology*. 2020;4:100130. doi:10.1016/j.ajpc.2020.100130
- 1116 80. Pfeffer MA, Claggett B, Diaz R, et al. Lixisenatide in Patients with Type 2 Diabetes and Acute  
1117 Coronary Syndrome. *N Engl J Med*. 2015;373(23):2247-2257. doi:10.1056/NEJMoa1509225
- 1118 81. Heerspink HJL, Perkins BA, Fitchett DH, Husain M, Cherney DZI. Sodium Glucose  
1119 Cotransporter 2 Inhibitors in the Treatment of Diabetes Mellitus: Cardiovascular and  
1120 Kidney Effects, Potential Mechanisms, and Clinical Applications. *Circulation*.  
1121 2016;134(10):752-772. doi:10.1161/CIRCULATIONAHA.116.021887
- 1122 82. ALLHAT Officers and Coordinators for the ALLHAT Collaborative Research Group. The  
1123 Antihypertensive and Lipid-Lowering Treatment to Prevent Heart Attack Trial. Major  
1124 outcomes in high-risk hypertensive patients randomized to angiotensin-converting enzyme  
1125 inhibitor or calcium channel blocker vs diuretic: The Antihypertensive and Lipid-Lowering  
1126 Treatment to Prevent Heart Attack Trial (ALLHAT). *JAMA*. 2002;288(23):2981-2997.  
1127 doi:10.1001/jama.288.23.2981
- 1128 83. Trombara F, Cosentino N, Bonomi A, et al. Impact of chronic GLP-1 RA and SGLT-2I therapy  
1129 on in-hospital outcome of diabetic patients with acute myocardial infarction. *Cardiovasc*  
1130 *Diabetol*. 2023;22(1):26. doi:10.1186/s12933-023-01758-y
- 1131 84. De Berardis G, Sacco M, Strippoli GFM, et al. Aspirin for primary prevention of  
1132 cardiovascular events in people with diabetes: meta-analysis of randomised controlled  
1133 trials. *BMJ*. 2009;339:b4531. doi:10.1136/bmj.b4531
- 1134 85. Buse JB, Ginsberg HN, Bakris GL, et al. Primary prevention of cardiovascular diseases in  
1135 people with diabetes mellitus - A scientific statement from the American Heart Association  
1136 and the American Diabetes Association. *Diabetes Care*. 2007;30(1):162-172.

- 1137 doi:10.2337/dc07-9917
- 1138 86. Authors/Task Force Members, Ryden L, Standl E, et al. Guidelines on diabetes,  
1139 pre-diabetes, and cardiovascular diseases: executive summary: The Task Force on Diabetes  
1140 and Cardiovascular Diseases of the European Society of Cardiology (ESC) and of the  
1141 European Association for the Study of Diabetes (EASD). *European Heart Journal*.  
1142 2006;28(1):88-136. doi:10.1093/eurheartj/ehl260
- 1143 87. Authors/Task Force Members, Rydén L, Grant PJ, et al. ESC Guidelines on diabetes,  
1144 pre-diabetes, and cardiovascular diseases developed in collaboration with the EASD: the  
1145 Task Force on diabetes, pre-diabetes, and cardiovascular diseases of the European Society  
1146 of Cardiology (ESC) and developed in collaboration with the European Association for the  
1147 Study of Diabetes (EASD). *Eur Heart J*. 2013;34(39):3035-3087.  
1148 doi:10.1093/eurheartj/eh108
- 1149 88. Cosentino F, Grant PJ, Aboyans V, et al. 2019 ESC Guidelines on diabetes, pre-diabetes, and  
1150 cardiovascular diseases developed in collaboration with the EASD. *Eur Heart J*.  
1151 2020;41(2):255-323. doi:10.1093/eurheartj/ehz486
- 1152 89. Mach F, Baigent C, Catapano AL, et al. 2019 ESC/EAS Guidelines for the management of  
1153 dyslipidaemias: lipid modification to reduce cardiovascular risk. *Eur Heart J*.  
1154 2020;41(1):111-188. doi:10.1093/eurheartj/ehz455
- 1155 90. Martin SS, Aday AW, Almarzooq ZI, et al. 2024 Heart Disease and Stroke Statistics: A Report  
1156 of US and Global Data From the American Heart Association. *Circulation*.  
1157 2024;149(8):e347-e913. doi:10.1161/CIR.0000000000001209
- 1158 91. Danaei G, Ding EL, Mozaffarian D, et al. The preventable causes of death in the United  
1159 States: comparative risk assessment of dietary, lifestyle, and metabolic risk factors. *PLoS*  
1160 *Med*. 2009;6(4):e1000058. doi:10.1371/journal.pmed.1000058
- 1161 92. Mora S, Cook N, Buring JE, Ridker PM, Lee IM. Physical activity and reduced risk of  
1162 cardiovascular events: potential mediating mechanisms. *Circulation*.  
1163 2007;116(19):2110-2118. doi:10.1161/CIRCULATIONAHA.107.729939
- 1164 93. Pandey KB, Rizvi SI. Plant polyphenols as dietary antioxidants in human health and disease.  
1165 *Oxid Med Cell Longev*. 2009;2(5):270-278. doi:10.4161/oxim.2.5.9498
- 1166 94. Aziz Z, Absetz P, Oldroyd J, Pronk NP, Oldenburg B. A systematic review of real-world  
1167 diabetes prevention programs: learnings from the last 15 years. *Implementation Sci*.  
1168 2015;10(1):1-17. doi:10.1186/s13012-015-0354-6
- 1169 95. D'Agostino RB, Vasan RS, Pencina MJ, et al. General cardiovascular risk profile for use in  
1170 primary care: the Framingham Heart Study. *Circulation*. 2008;117(6):743-753.  
1171 doi:10.1161/CIRCULATIONAHA.107.699579
- 1172 96. Hippisley-Cox J, Coupland C, Brindle P. Development and validation of QRISK3 risk



- 1173 prediction algorithms to estimate future risk of cardiovascular disease: prospective cohort  
1174 study. *BMJ*. 2017;357:j2099. doi:10.1136/bmj.j2099
- 1175 97. Peng Y, Wang P, Gong J, et al. Association between the Finnish Diabetes Risk Score and  
1176 cancer in middle-aged and older adults: Involvement of inflammation. *Metabolism*.  
1177 2023;144:155586. doi:10.1016/j.metabol.2023.155586
- 1178 98. Jiang W, Siddiqui S, Barnes S, et al. Readmission Risk Trajectories for Patients With Heart  
1179 Failure Using a Dynamic Prediction Approach: Retrospective Study. *JMIR Med Inform*.  
1180 2019;7(4):e14756. doi:10.2196/14756
- 1181 99. Michael Yapanis, Steven James, Maria E Craig, David O'Neal, Elif I Ekinici. Complications of  
1182 Diabetes and Metrics of Glycemic Management Derived From Continuous Glucose  
1183 Monitoring. *J Clin Endocrinol Metab*. 2022;107(6):e2221-e2236.  
1184 doi:10.1210/clinem/dgac034
- 1185 100. Gershuni VM, Yan SL, Medici V. Nutritional Ketosis for Weight Management and Reversal  
1186 of Metabolic Syndrome. *Curr Nutr Rep*. 2018;7(3):97-106. doi:10.1007/s13668-018-0235-0
- 1187 101. Ajoalabady A, Chiong M, Lavandero S, Klionsky DJ, Ren J. Mitophagy in cardiovascular  
1188 diseases: molecular mechanisms, pathogenesis, and treatment. *Trends Mol Med*.  
1189 2022;28(10):836-849. doi:10.1016/j.molmed.2022.06.007
- 1190 102. Shi Y, Zhang H, Huang S, et al. Epigenetic regulation in cardiovascular disease: mechanisms  
1191 and advances in clinical trials. *Signal Transduct Target Ther*. 2022;7(1):200.  
1192 doi:10.1038/s41392-022-01055-2
- 1193 103. González N, Moreno-Villegas Z, González-Bris A, Egido J, Lorenzo Ó. Regulation of visceral  
1194 and epicardial adipose tissue for preventing cardiovascular injuries associated to obesity  
1195 and diabetes. *Cardiovascular Diabetology*. 2017;16(1):44. doi:10.1186/s12933-017-0528-4
- 1196 104. Crea F. Heart failure and ischaemic heart disease: new challenges and opportunities. *Eur*  
1197 *Heart J*. 2024;45(30):2681-2685. doi:10.1093/eurheartj/ehae497
- 1198 105. Balan AI, Halațiu VB, Scridon A. Oxidative Stress, Inflammation, and Mitochondrial  
1199 Dysfunction: A Link between Obesity and Atrial Fibrillation. *Antioxidants (Basel)*.  
1200 2024;13(1):117. doi:10.3390/antiox13010117
- 1201 106. Zinman B, Wanner C, Lachin JM, et al. Empagliflozin, Cardiovascular Outcomes, and  
1202 Mortality in Type 2 Diabetes. *N Engl J Med*. 2015;373(22):2117-2128.  
1203 doi:10.1056/NEJMoa1504720
- 1204 107. Marso SP, Daniels GH, Brown-Frandsen K, et al. Liraglutide and Cardiovascular Outcomes in  
1205 Type 2 Diabetes. *N Engl J Med*. 2016;375(4):311-322. doi:10.1056/NEJMoa1603827
- 1206 108. Solomon SD, McMurray JJV, Claggett B, et al. Dapagliflozin in Heart Failure with Mildly  
1207 Reduced or Preserved Ejection Fraction. *N Engl J Med*. 2022;387(12):1089-1098.

- 1208           doi:10.1056/NEJMoa2206286
- 1209   109. Ma CX, Ma XN, Guan CH, Li YD, Mauricio D, Fu SB. Cardiovascular disease in type 2 diabetes  
1210           mellitus: progress toward personalized management. *Cardiovasc Diabetol*. 2022;21(1):74.  
1211           doi:10.1186/s12933-022-01516-6
- 1212   110. Koskinas KC, Siontis GCM, Piccolo R, et al. Effect of statins and non-statin LDL-lowering  
1213           medications on cardiovascular outcomes in secondary prevention: a meta-analysis of  
1214           randomized trials. *Eur Heart J*. 2018;39(14):1172-1180. doi:10.1093/eurheartj/ehx566
- 1215   111. Bashier A, Bin Hussain A, Abdelgadir E, Alawadi F, Sabbour H, Chilton R. Consensus  
1216           recommendations for management of patients with type 2 diabetes mellitus and  
1217           cardiovascular diseases. *Diabetol Metab Syndr*. 2019;11:80.  
1218           doi:10.1186/s13098-019-0476-0
- 1219   112. Davies MJ, Aroda VR, Collins BS, et al. Management of Hyperglycemia in Type 2 Diabetes,  
1220           2022. A Consensus Report by the American Diabetes Association (ADA) and the European  
1221           Association for the Study of Diabetes (EASD). *Diabetes Care*. 2022;45(11):2753-2786.  
1222           doi:10.2337/dci22-0034
- 1223   113. Lahey R, Khan SS. Trends in Obesity and Risk of Cardiovascular Disease. *Curr Epidemiol Rep*.  
1224           2018;5(3):243-251. doi:10.1007/s40471-018-0160-1
- 1225   114. Margaret Whillier, Jane Musial, Helen L. MacLaughlin. Evaluation of patient experience  
1226           post structured education for diabetes self management (Dose Adjustment For Normal  
1227           Eating-OzDAFNE). *Diabetes Research and Clinical Practice*. 2021;181.  
1228           doi:10.1016/j.diabres.2021.109065
- 1229   115. Heejin Jin, Ye An Kim, Young Lee, et al. Identification of genetic variants associated with  
1230           diabetic kidney disease in multiple Korean cohorts via a genome-wide association study  
1231           mega-analysis. *BMC Medicine*. 2023;21(1):16. doi:10.1186/s12916-022-02723-4
- 1232   116. Foster D, Sanchez-Collins S, Cheskin LJ. Multidisciplinary Team-Based Obesity Treatment in  
1233           Patients With Diabetes: Current Practices and the State of the Science. *Diabetes Spectr*.  
1234           2017;30(4):244-249. doi:10.2337/ds17-0045
- 1235   117. Ponikowski P, Voors AA, Anker SD, et al. 2016 ESC Guidelines for the diagnosis and  
1236           treatment of acute and chronic heart failure: The Task Force for the diagnosis and  
1237           treatment of acute and chronic heart failure of the European Society of Cardiology  
1238           (ESC)Developed with the special contribution of the Heart Failure Association (HFA) of the  
1239           ESC. *Eur Heart J*. 2016;37(27):2129-2200. doi:10.1093/eurheartj/ehw128
- 1240   118. McDonagh TA, Metra M, Adamo M, et al. 2021 ESC Guidelines for the diagnosis and  
1241           treatment of acute and chronic heart failure. *Eur Heart J*. 2021;42(36):3599-3726.  
1242           doi:10.1093/eurheartj/ehab368
- 1243   119. Murtaza G, Virk HUH, Khalid M, et al. Diabetic cardiomyopathy - A comprehensive updated

- 1244 review. *Prog Cardiovasc Dis*. 2019;62(4):315-326. doi:10.1016/j.pcad.2019.03.003
- 1245 120. Dunlay SM, Roger VL. Understanding the Epidemic of Heart Failure: Past, Present, and  
1246 Future. *Curr Heart Fail Rep*. 2014;11(4):404-415. doi:10.1007/s11897-014-0220-x
- 1247 121. Packer M, Anker SD, Butler J, et al. Cardiovascular and Renal Outcomes with Empagliflozin  
1248 in Heart Failure. *N Engl J Med*. 2020;383(15):1413-1424. doi:10.1056/NEJMoa2022190
- 1249 122. Sattar N, Lee MMY, Kristensen SL, et al. Cardiovascular, mortality, and kidney outcomes  
1250 with GLP-1 receptor agonists in patients with type 2 diabetes: a systematic review and  
1251 meta-analysis of randomised trials. *Lancet Diabetes Endocrinol*. 2021;9(10):653-662.  
1252 doi:10.1016/S2213-8587(21)00203-5
- 1253 123. Felker GM, Mentz RJ. Diuretics and ultrafiltration in acute decompensated heart failure. *J*  
1254 *Am Coll Cardiol*. 2012;59(24):2145-2153. doi:10.1016/j.jacc.2011.10.910
- 1255 124. Tomov ML, Gil CJ, Cetnar A, et al. Engineering Functional Cardiac Tissues for Regenerative  
1256 Medicine Applications. *Curr Cardiol Rep*. 2019;21(9):105. doi:10.1007/s11886-019-1178-9
- 1257 125. Savarese G, Lund LH. Global Public Health Burden of Heart Failure. *Card Fail Rev*.  
1258 2017;3(1):7-11. doi:10.15420/cfr.2016:25:2
- 1259 126. Heidenreich PA, Albert NM, Allen LA, et al. Forecasting the impact of heart failure in the  
1260 United States: a policy statement from the American Heart Association. *Circ Heart Fail*.  
1261 2013;6(3):606-619. doi:10.1161/HHF.0b013e318291329a
- 1262 127. Boehmer TK. Association Between COVID-19 and Myocarditis Using Hospital-Based  
1263 Administrative Data — United States, March 2020–January 2021. *MMWR Morb Mortal*  
1264 *Wkly Rep*. 2021;70. doi:10.15585/mmwr.mm7035e5
- 1265 128. Sun H, Saeedi P, Karuranga S, et al. IDF Diabetes Atlas: Global, regional and country-level  
1266 diabetes prevalence estimates for 2021 and projections for 2045. *Diabetes Res Clin Pract*.  
1267 2022;183:109119. doi:10.1016/j.diabres.2021.109119
- 1268 129. Zhou B, Bentham J, Cesare MD, et al. Worldwide trends in blood pressure from 1975 to  
1269 2015: a pooled analysis of 1479 population-based measurement studies with 19·1 million  
1270 participants. *The Lancet*. 2017;389(10064):37-55. doi:10.1016/S0140-6736(16)31919-5
- 1271 130. Roth GA, Abate D, Abate KH, et al. Global, regional, and national age-sex-specific mortality  
1272 for 282 causes of death in 195 countries and territories, 1980–2017: a systematic analysis  
1273 for the Global Burden of Disease Study 2017. *The Lancet*. 2018;392(10159):1736-1788.  
1274 doi:10.1016/S0140-6736(18)32203-7
- 1275 131. Rao Kondapally Seshasai S, Kaptoge S, Thompson A, et al. Diabetes mellitus, fasting  
1276 glucose, and risk of cause-specific death. *N Engl J Med*. 2011;364(9):829-841.  
1277 doi:10.1056/NEJMoa1008862

1278  
1279  
1280

1281 **Tables**

**TABLE 1.** TOP 10 journals with publication volume from 2005 to May 2024

NO	Publication Titles	Counts	Percentage (%)	H-index	IF (2022)	Publishers
1	Plos One International	199	3.615	435	3.7	Public Library Science
2	Journal Of Molecular Sciences	159	2.888	269	5.6	MDPI
3	Cardiovascular Diabetology	133	2.416	108	9.3	BMC
4	Nutrients	132	2.398	209	5.9	MDPI
5	Circulation	128	2.325	674	37.8	Lippincott Williams & Wilkins
6	Scientific Reports	85	1.544	315	4.6	Nature Portfolio
7	Bmc Public Health Frontiers In	83	1.508	197	4.5	BMC
8	Cardiovascular Medicine	75	1.362	69	3.6	Frontiers Media SA
9	Frontiers In Endocrinology	75	1.362	120	5.2	Frontiers Media SA
10	Molecules	75	1.362	227	4.6	MDPI

1282  
1283  
1284  
1285  
1286  
1287  
1288  
1289  
1290  
1291  
1292  
1293  
1294  
1295  
1296  
1297  
1298

1299

1300

**TABLE 2.** Top 25 authors in the filed of CVD in Diabetes from 2005 to 2024


NO.	Authors	Counts	Percentage (%)	Affiliations, Counties/Religious
1	Hu Frank	23	0.418	Harvard T.H. Chan School of Public Health , USA
2	Eliasson Björn	21	0.381	University of Gothenburg, Sweden
3	Mozaffarian Dariush	18	0.327	Tufts University, USA
4	Rimm Eric B.	17	0.309	Harvard T.H. Chan School of Public Health, USA
5	Schulze Matthias B	16	0.291	German Institute of Human Nutrition Potsdam-Rehbruecke , Germany
6	Shimomura Iichiro	15	0.272	Osaka University, Japan
7	Eeg-Olofsson Katarina	15	0.272	Sahlgrenska Academy, Sweden
8	Watada Hiroataka	14	0.254	Juntendo University, Japan
9	Zethelius Bjorn	14	0.254	Medical Products Agency, Sweden
10	Manson JoAnn E.	13	0.236	Harvard Medical School, USA
11	Khunti Kamlesh	13	0.236	University of Leicester College of Life Sciences, UK
12	Cederholm Jan	13	0.236	Uppsala universitet Disciplinary Domain of Medicine and Pharmacy, Sweden
13	Kengne Andre Pascal	13	0.236	Walter Sisulu University, South Africa
14	Azizi Fereidoun	13	0.236	University of Oklahoma System, USA
15	Sattar Naveed	12	0.218	University of Glasgow, UK
16	Mita Tomoya	12	0.218	Juntendo University , Japan
17	Woodward Mark	12	0.218	University of New South Wales Sydney, Australia
18	Svensson Ann-Marie	12	0.218	University of Gothenburg, Sweden
19	Guo yu	12	0.218	Kangwon National University, South Korea
20	Li Li	12	0.218	Chinese Academy of Medical Sciences - Peking Union Medical College, China
21	Gudbjornsdottir Soffia	12	0.218	Ctr Registers Reg Vastra Gotaland, Sweden
22	Lam Cindy Lo Kuen	11	0.200	University of Hong Kong, China
23	Stehouwer Coen	11	0.200	Maastricht University Medical Centre , Netherlands
24	Ezzati Majid	11	0.200	Imperial College London, UK
25	Peters Annette	11	0.200	Helmholtz-Center Munich - German Research Center for Environmental Health, Germany

1301

1302

**TABLE 3.** Top 10 references with the strongest citation bursts in the DM+CVD field (2021-2024)

NO.	References	Year	Strength	Begin	End	2021-2024
1	Zinman B, 2016, NEW ENGL J MED, Empagliflozin, Cardiovascular Outcomes, and Mortality in Type 2 Diabetes	2016	10.14	2022	2024	
2	Powell-Wiley TM, 2021, CIRCULATION, V143, PE984, Obesity and Cardiovascular Disease: A Scientific Statement From the American Heart Association	2021	9.37	2021	2022	
3	Marso SP, 2016, NEW ENGL J MED, V375, P311, Liraglutide and Cardiovascular Outcomes in Type 2 Diabetes	2016	9.12	2022	2024	
4	Sun H, 2022, DIABETES RES CLIN PR, V183, P0, IDF Diabetes Atlas: Global, regional and country-level diabetes prevalence estimates for 2021 and projections for 2045	2022	7.23	2022	2022	
5	McDonagh TA, 2021, EUR HEART J, V42, P3599, 2021 ESC Guidelines for the diagnosis and treatment of acute and chronic heart failure	2021	6.81	2021	2022	
6	Heerspink HJL, 2016, CIRCULATION, V134, P752, Sodium Glucose Cotransporter 2 Inhibitors in the Treatment of Diabetes Mellitus: Cardiovascular and Kidney Effects, Potential Mechanisms, and Clinical Applications	2016	5.56	2022	2024	
7	Mach F, 2019, ATHEROSCLEROSIS, V290, P140, 2019 ESC/EAS Guidelines for the management of dyslipidaemias: lipid modification to reduce cardiovascular risk	2019	5.52	2021	2022	
8	Solomon SD, 2022, NEW ENGL J MED, V0, P0, Dapagliflozin in Heart Failure with Mildly Reduced or Preserved Ejection Fraction	2022	5.1	2022	2022	
9	Ponikowski P, 2016, EUR HEART J, V37, P2129, 2016 ESC Guidelines for the diagnosis and treatment of acute and chronic heart failure: The Task Force for the diagnosis and treatment of acute and chronic heart failure of the European Society of Cardiology (ESC) Developed with the special contribution of the Heart Failure Association (HFA) of the ESC	2016	5.05	2022	2024	

	Murtaza G, 2019, PROG CARDIOVASC DIS, V62,						
10	P315, Diabetic cardiomyopathy - A comprehensive updated review	2019	4.67	2021	2022		

---

1303

1304

1305

1306

1307

1308

1309

1310

1311

1312

1313

1314

1315

1316

1317

1318

1319

1320

1321

1322

1323

1324 **Supplementary Table**

**Table S1.** Thematic Areas for Meso-level Citation Analysis

<b>NO.</b>	<b>Citation topics Meso</b>
1	Diabetes
2	Phytochemicals
3	Lipids
4	Nutrition & Dietetics
5	Cardiology - Circulation
6	Cardiology - General
7	Healthcare Policy
8	Molecular & Cell Biology - Cancer
9	Autophagy & Apoptosis
10	Sleep Science & Circadian Systems
11	Molecular & Cell Biology - Pharmacology
12	Micro & Long Noncoding Rna
13	Obstetrics & Gynecology
14	Genome Studies
15	Immunology
16	Nursing
17	Psychiatry
18	Stem Cell Research
19	Molecular & Cell Biology - Mitochondria
20	Cardiac Arrhythmia
21	Strokes
22	Auto-inflammatory Diseases
23	Extracellular Matrix & Cell Differentiation
24	Vascular
25	Cardiac & Thoracic Surgery
26	Molecular & Cell Biology - Genetics
27	Molecular & Cell Biology - Physiology
28	Substance Abuse
29	Endocrinology & Metabolism
30	Smoking Cessation
31	Health Literacy & Telemedicine
32	Antibiotics & Antimicrobials
33	Social Psychology
34	Hematologic Diseases

1325

1326



Publication Count and 2024 Forecast (Polynomial Regression)

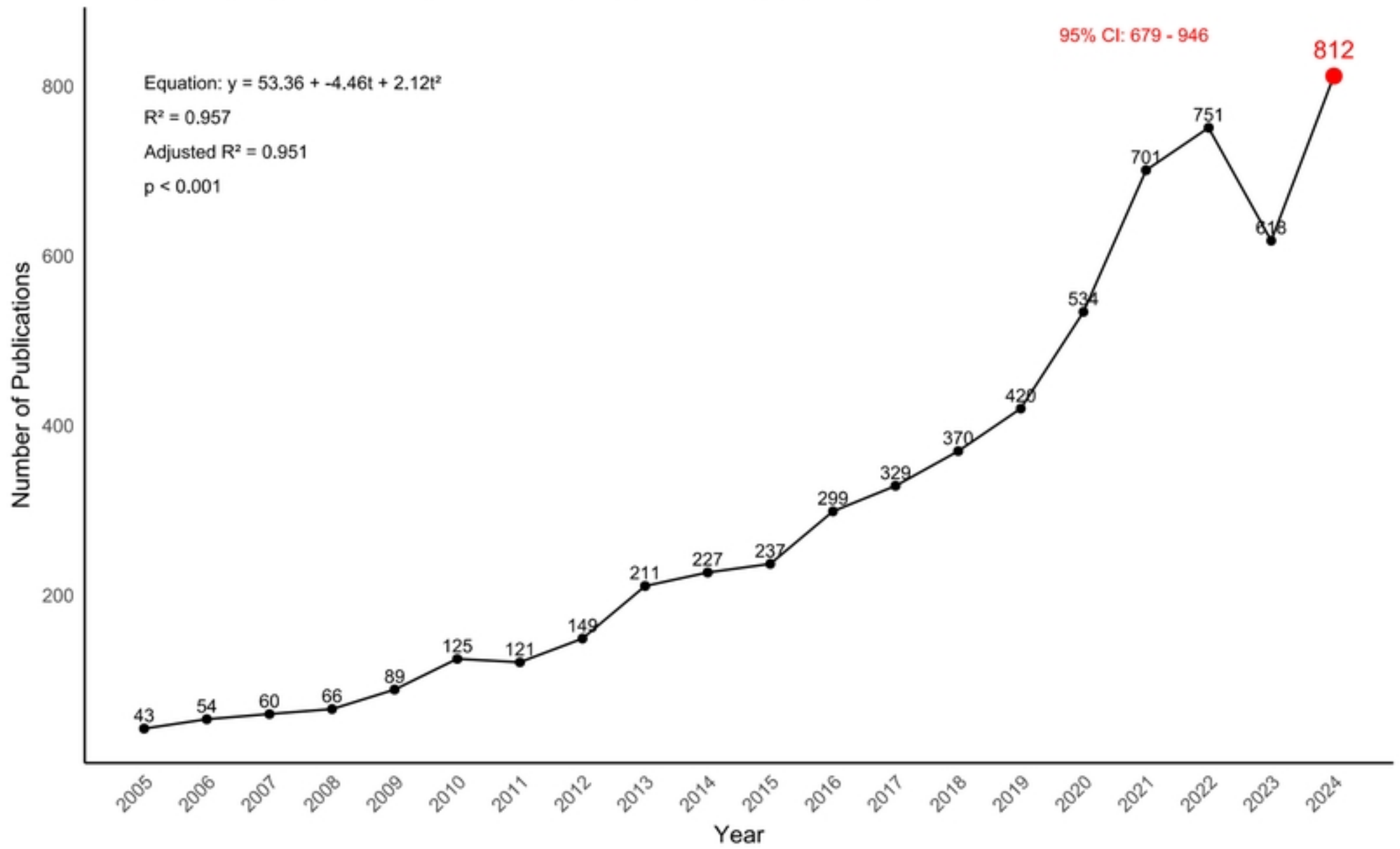
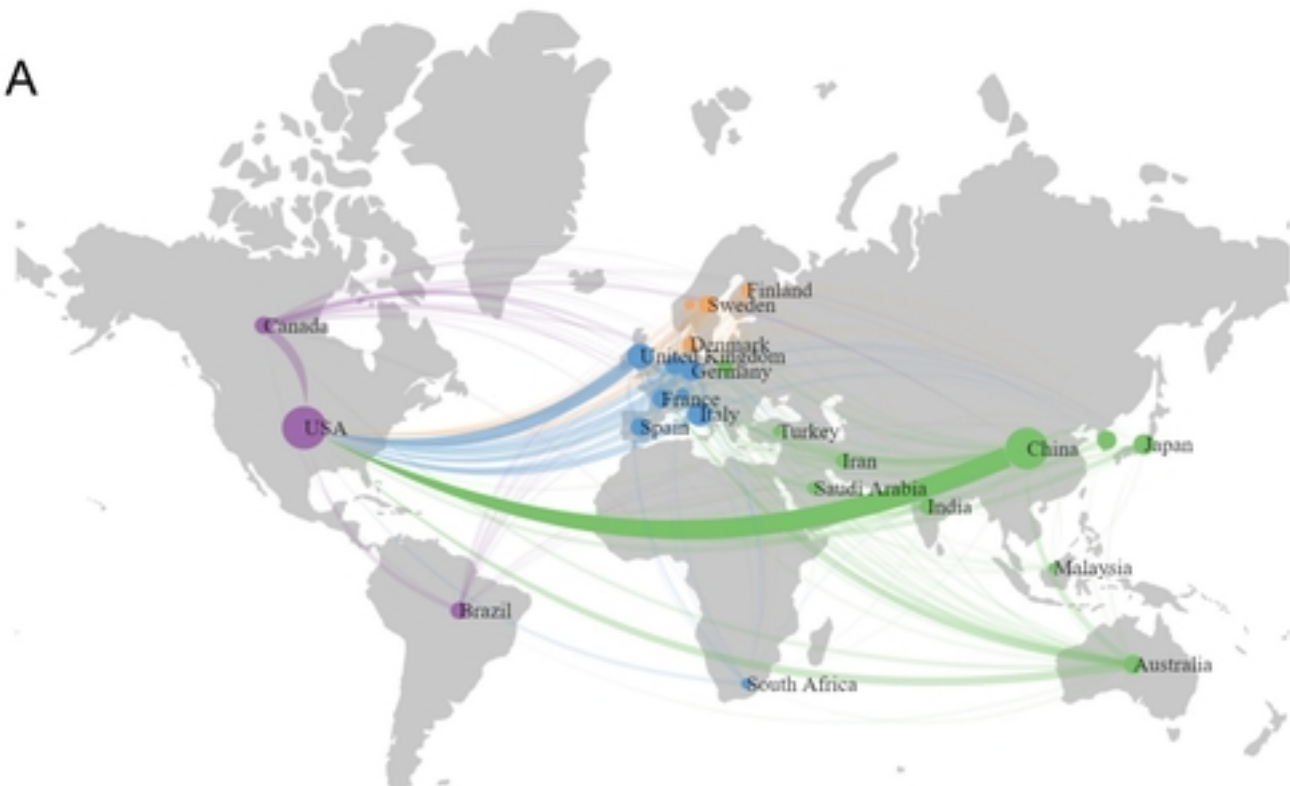


FIG.1

A



B

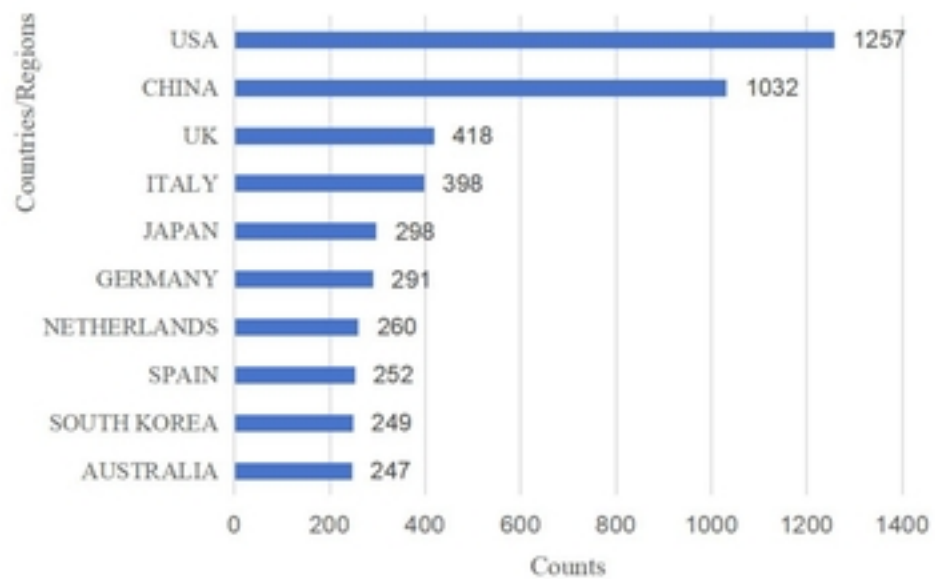
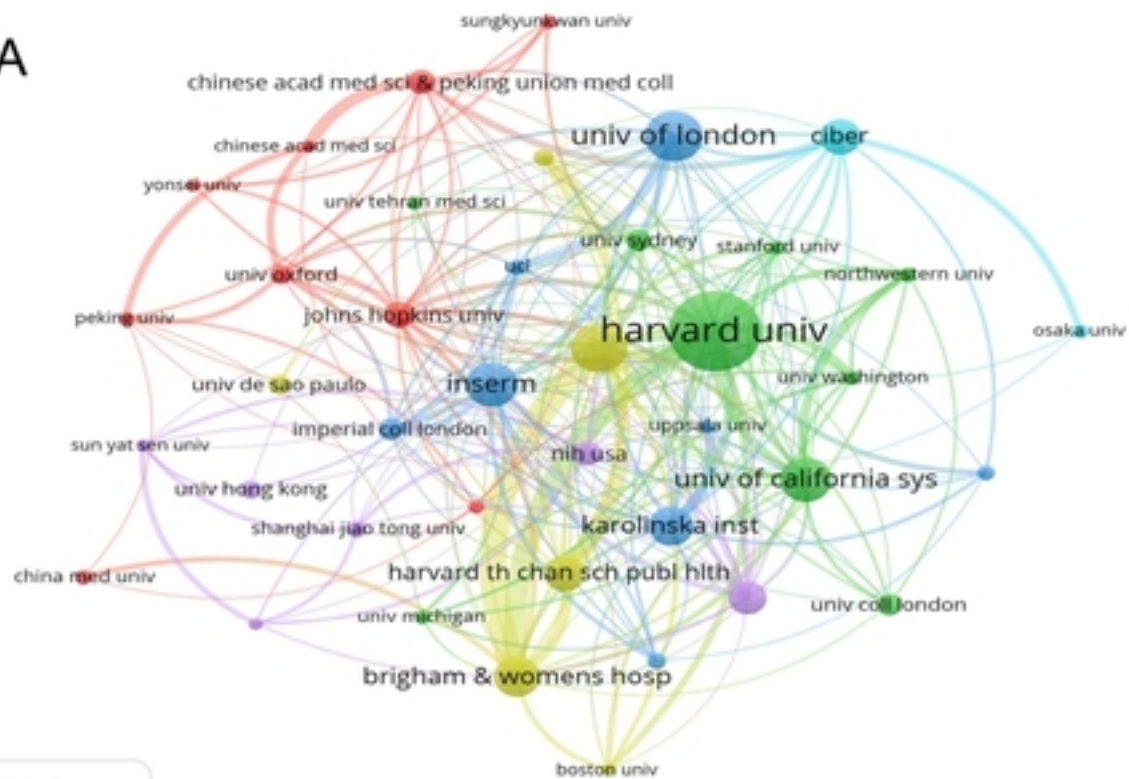
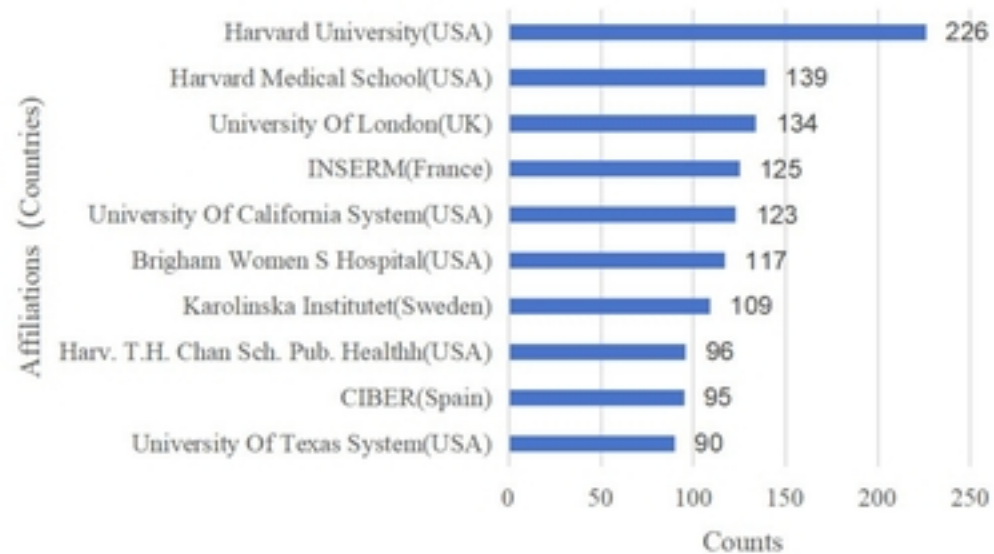


FIG.2

A



B



VOSviewer

FIG.3




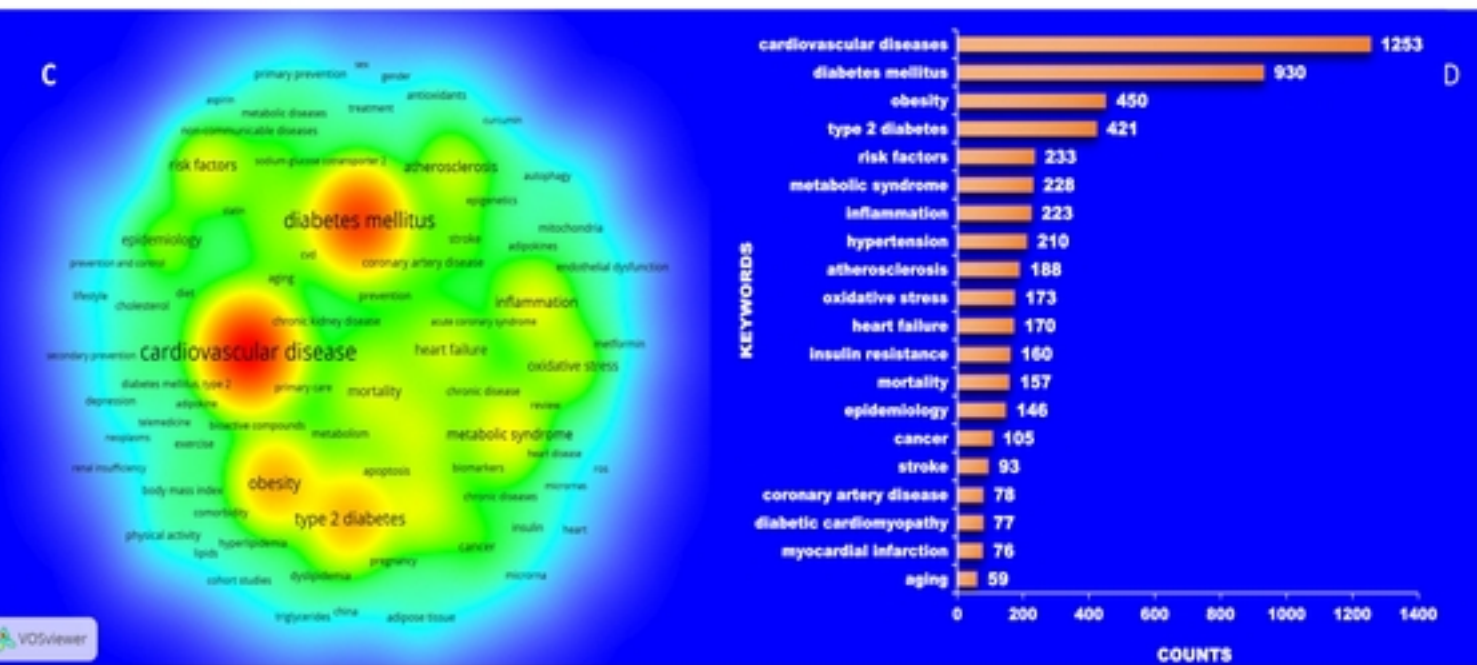

FIG.4



Diabetes - 1,121 (2024) keyword  
 10/15/2024 10:58:07 PM  
 10/15/2024 10:58:07 PM  
 10/15/2024 10:58:07 PM  
 10/15/2024 10:58:07 PM  
 10/15/2024 10:58:07 PM  
 10/15/2024 10:58:07 PM  
 10/15/2024 10:58:07 PM  
 10/15/2024 10:58:07 PM  
 10/15/2024 10:58:07 PM  
 10/15/2024 10:58:07 PM

Diabetes - 1,121 (2024) keyword  
 10/15/2024 10:58:07 PM  
 10/15/2024 10:58:07 PM  
 10/15/2024 10:58:07 PM  
 10/15/2024 10:58:07 PM  
 10/15/2024 10:58:07 PM  
 10/15/2024 10:58:07 PM  
 10/15/2024 10:58:07 PM  
 10/15/2024 10:58:07 PM  
 10/15/2024 10:58:07 PM  
 10/15/2024 10:58:07 PM

# E Top 25 Keywords with the Strongest Citation Bursts



Keywords	Year	Strength	Begin	End	2005 - 2024
c reactive protein	2005	20.22	2005	2014	[red bar]
diabetic cardiomyopathy	2018	20.01	2021	2024	[red bar]
follow up	2005	19.24	2005	2014	[red bar]
epidemiology	2022	18.54	2022	2024	[red bar]
acute myocardial infarction	2005	18.18	2005	2012	[red bar]
mechanism	2007	16.14	2022	2024	[red bar]
in vitro	2009	15.65	2020	2022	[red bar]
nitric oxide synthase	2006	13.26	2006	2015	[red bar]
impaired glucose tolerance	2005	13.18	2005	2013	[red bar]
heart failure	2007	12.98	2021	2024	[red bar]
cancer	2011	11.82	2018	2021	[red bar]
double blind	2019	11.46	2019	2021	[red bar]
care	2008	11.36	2016	2018	[red bar]
heart	2015	11.12	2018	2019	[red bar]
men	2005	11.06	2007	2016	[red bar]
all cause mortality	2014	10.46	2018	2020	[red bar]
cardiovascular risk	2006	10.41	2019	2020	[red bar]
chronic kidney disease	2016	10.16	2021	2022	[red bar]
activated protein kinase	2012	10.1	2012	2017	[red bar]
low density lipoprotein	2006	9.98	2006	2013	[red bar]
smooth muscle cell	2006	9.64	2006	2016	[red bar]
cardiovascular risk factor	2007	9.51	2013	2014	[red bar]
intima media thickness	2006	9.44	2018	2019	[red bar]
therapy	2012	9.41	2012	2015	[red bar]
overweight	2008	8.77	2020	2021	[red bar]

FIG.5

## Citing Journals

## Cited Journals

Blondel

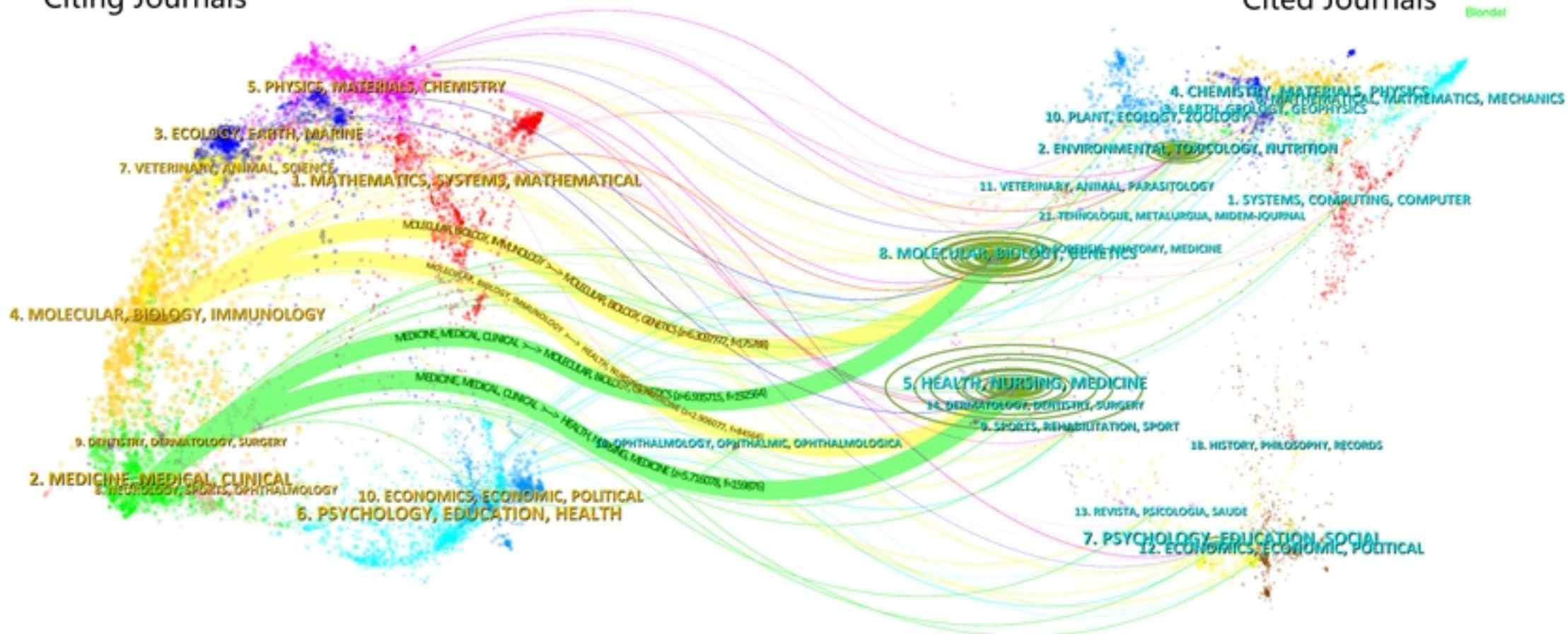


FIG.6



medRxiv preprint doi: <https://doi.org/10.1101/2024.09.29.24314577>; this version posted September 30, 2024. The copyright holder for this preprint (which was not certified by peer review) is the author/funder, who has granted medRxiv a license to display the preprint in perpetuity. It is made available under a [CC-BY 4.0 International license](https://creativecommons.org/licenses/by/4.0/).

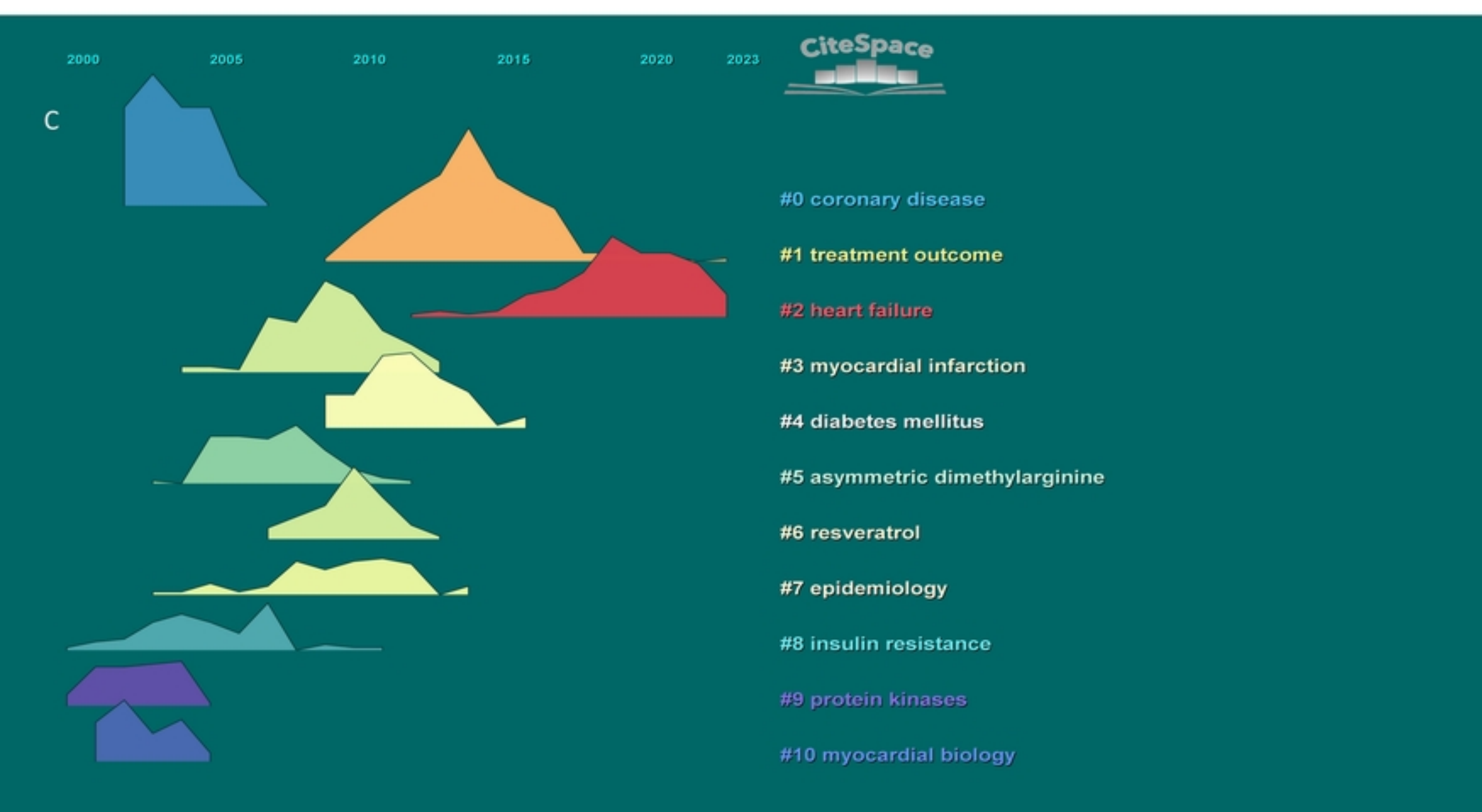
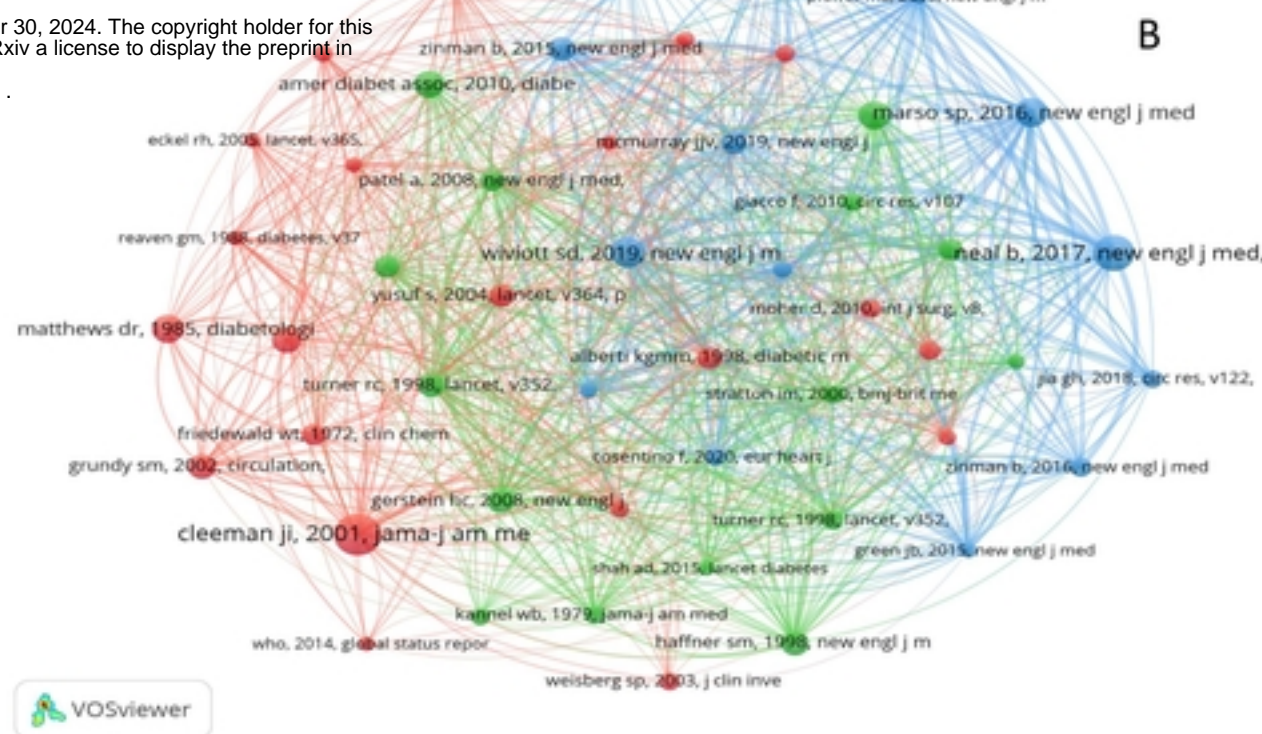
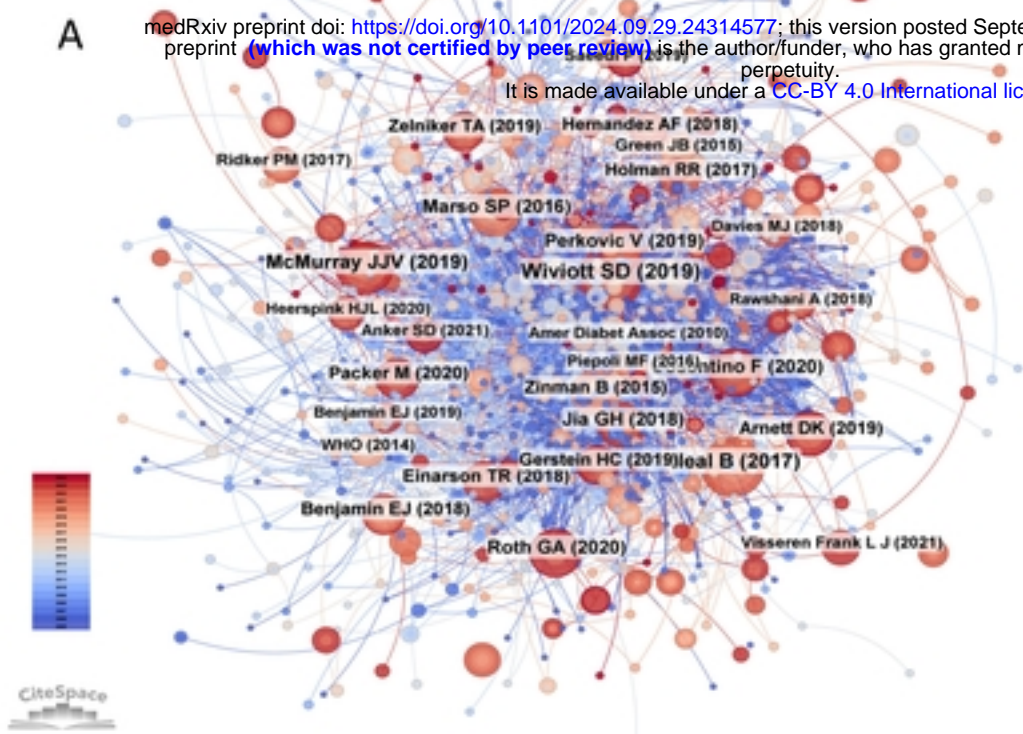



FIG.7

CiteSpace v. 5.11.R1 (64-bit) Advanced  
 July 15, 2024, 5:25:25 PM CST  
 File: C:\Users\joseph\Desktop\WOSCC\data  
 Timespan: 2021-2024 (Slice Length=1)  
 Selection Criteria: Top 30 per slice, LRF=3.0, L/N=10, LBY=5, e=1.0  
 Network: N=77, E=170 (Density=0.9581)  
 Largest CCs: 77 (100%)  
 Nodes Labeled: 1.0%  
 Pruning: Pathfinder  
 Modularity Q=0.9128  
 Weighted Mean Silhouette S=0.777  
 Harmonic Mean(Q, S)=0.8183  
 Excluded:



CiteSpace v. 5.11.R1 (64-bit) Advanced  
 July 15, 2024, 10:22:08 PM CST  
 File: C:\Users\joseph\Desktop\WOSCC\data  
 Timespan: 2021-2024 (Slice Length=1)  
 Selection Criteria: Top 30 per slice, LRF=3.0, L/N=10, LBY=5, e=1.0  
 Network: N=77, E=170 (Density=0.9581)  
 Largest CCs: 77 (100%)  
 Nodes Labeled: 1.0%  
 Pruning: Pathfinder  
 Modularity Q=0.9128  
 Weighted Mean Silhouette S=0.777  
 Harmonic Mean(Q, S)=0.8183  
 Excluded:

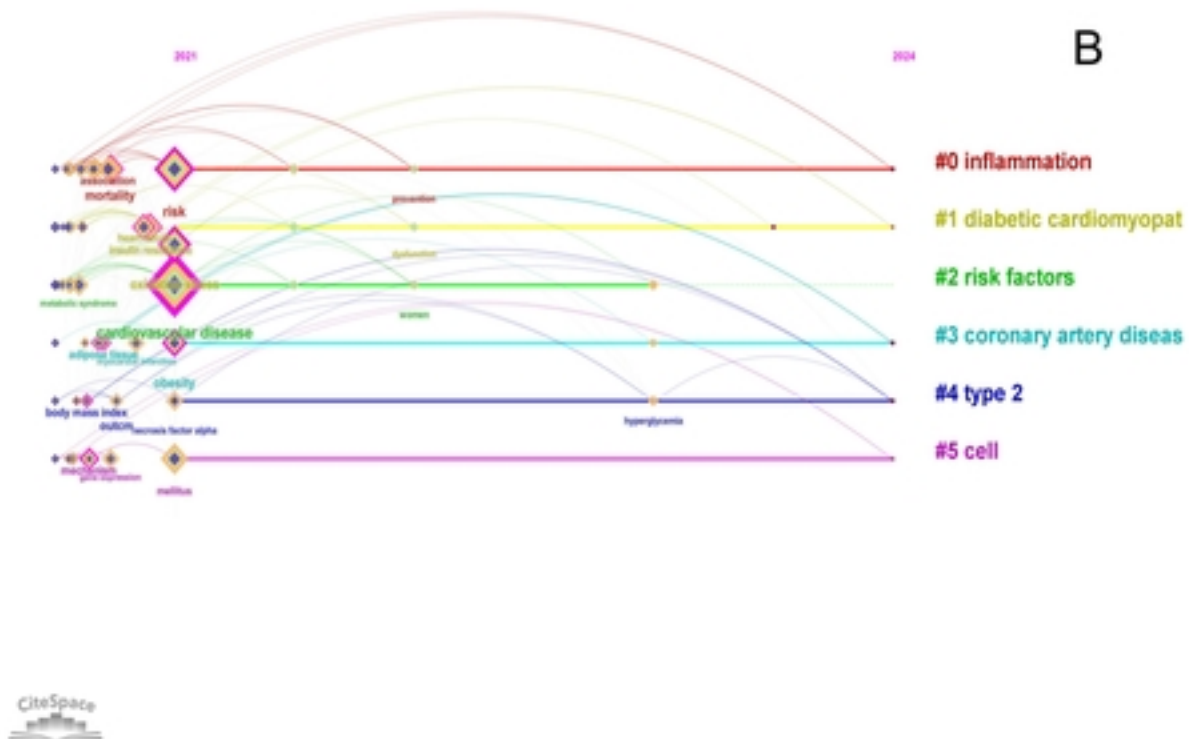


FIG.8