

First Name: Ordered by:
 Surname: Sample collection date:
 DOB: Received at lab:
 Gender: Date of reporting:

1. PRS Result - Glaucoma

Your result - high risk



Your result indicates your risk of developing glaucoma is approximately 7%. This means that 7 out of 100 people of the same gender and age as you will develop glaucoma over their lifetime.

Average population



Average population - the average population risk is approximately 3%. This means that on average, 3 in 100 people of the same age and gender as you will develop glaucoma.

2. Polygenic Risk Scores (PRS) explained

- Polygenic risk scores give an indication of a person's overall genetic risk for a particular condition.
- Your test results were based on 2673 genetic changes (or variants) that we know influence a person's risk of developing glaucoma.
- Some variants are more strongly associated with glaucoma than others.
- Polygenic risk scores add up all of the genetic variants associated with a particular condition that a person has, accounting for how strongly they are associated with the condition.
- Your score (and genetic risk) can be compared to other people within the population.

What are the limitations of the test?

- This test estimates your risk of primary-open angle glaucoma (the most common subtype of glaucoma).
- It does not estimate your risk of other types of glaucoma or other conditions.
- Although the polygenic score predicts risk in many ancestries, it has been best validated in individuals of European ancestry.
- This test does not account for some rare variants known to cause glaucoma. Therefore, your risk may be higher, especially if you have a strong family history of glaucoma.
- PRS results represent a probability of individual disease risk and are therefore not diagnostic, and results should be interpreted by a suitably qualified clinician in conjunction with other established clinical risk factors, in particular age. It does not take into account non-genetic risk factors.

3. What does my test result mean for me?

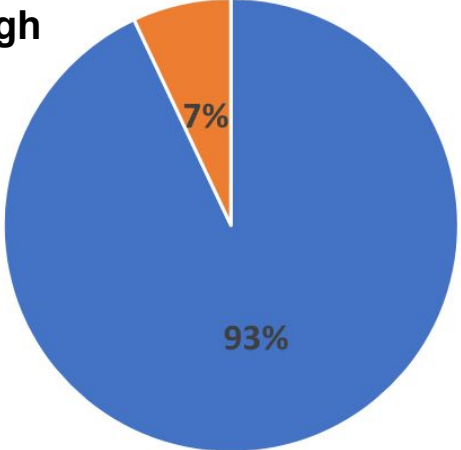
- Your result suggests you are at 2.3 times higher risk of developing glaucoma than most other people.
- Your result does not mean that you have glaucoma now.
- It does not mean you will definitely develop glaucoma.
- Because you are at increased risk, we recommend that you see an *ophthalmologist* or *optometrist* every *6 months* so they can check your eyes to see if you have glaucoma.
- There are several treatment options available for glaucoma. Please refer to the back of the page for more information on glaucoma and treatment options.
- Your result also means that other people in your family may be at increased risk as well. They can talk to their GP or eye care professional about it.

First Name: Ordered by:
 Surname: Sample collection date:
 DOB: Received at lab:
 Gender: Date of reporting:

1. PRS Result - Glaucoma

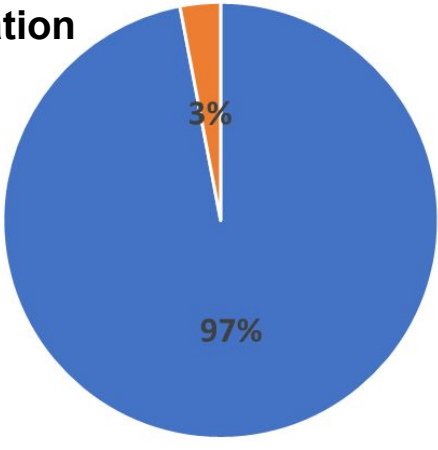
Your result - high risk

- People who will NOT develop glaucoma
- People who WILL develop glaucoma



Average population

- People who will NOT develop glaucoma
- People who WILL develop glaucoma



Your result indicates your risk of developing glaucoma is approximately 7%. This means that 7 out of 100 people of the same gender and age as you will develop glaucoma over their lifetime.

Average population - the average population risk is approximately 3%. This means that on average, 3 in 100 people of the same age and gender as you will develop glaucoma.

2. Polygenic Risk Scores (PRS) explained

- Polygenic risk scores give an indication of a person's overall genetic risk for a particular condition.
- Your test results were based on 2673 genetic changes (or variants) that we know influence a person's risk of developing glaucoma.
- Some variants are more strongly associated with glaucoma than others.
- Polygenic risk scores add up all of the genetic variants associated with a particular condition that a person has, accounting for how strongly they are associated with the condition.
- The score is represents your risk compared to other people within the population.

What are the limitations of the test?

- This test estimates your risk of primary-open angle glaucoma (the most common subtype of glaucoma).
- It does not estimate your risk of other types of glaucoma or other conditions.
- Although the polygenic score predicts risk in all ancestries, it has been best validated in individuals of European ancestry.
- This test does not account for some rare variants known to cause glaucoma. Therefore, your risk may be higher, especially if you have a strong family history of glaucoma.
- PRS results represent a probability of individual disease risk and are therefore not diagnostic, and results should be interpreted by a suitably qualified clinician in conjunction with other established clinical risk factors, in particular age. It does not take into account non-genetic risk factors.

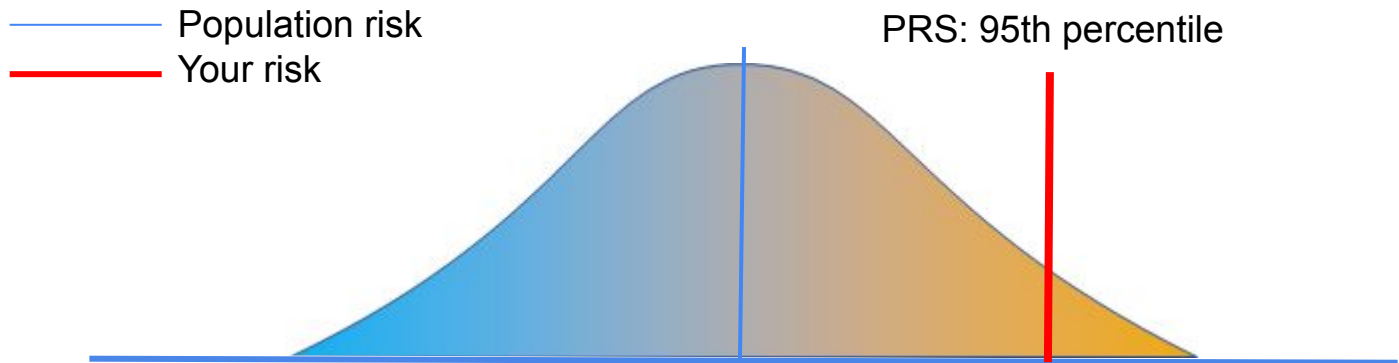
3. What does my test result mean for me?

- Your result suggests you are at 2.3 times higher risk of developing glaucoma than most other people.
- Your result does not mean that you have glaucoma now.
- It does not mean you will definitely develop glaucoma.
- Because you are at increased risk, we recommend that you see an *ophthalmologist* or *optometrist* every *6 months* so they can check your eyes to see if you have glaucoma.
- There are several treatment options available for glaucoma. Please refer to the back of the page for more information on glaucoma and treatment options.
- Your results also means that other people in your family may be at increased risk as well. They can talk to their GP or eye specialist about it.

First Name: Ordered by:
 Surname: Sample collection date:
 DOB: Received at lab:
 Gender: Date of reporting:

1. PRS Result - Glaucoma

Your result - high risk



Your Glaucoma PRS indicates you are in the 95th percentile of risk within the population. This means that your risk of developing glaucoma is higher than 95% of the population. Out of 100 people, you have a higher genetic risk of glaucoma than 95 people.

2. Polygenic Risk Scores (PRS) explained

- Polygenic risk scores give an indication of a person's overall genetic risk for a particular condition.
- Your test results were based on 2673 genetic changes (or variants) that we know influence a person's risk of developing glaucoma.
- Some variants are more strongly associated with glaucoma than others.
- Polygenic risk scores add up all of the genetic variants associated with a particular condition that a person has, accounting for how strongly they are associated with the condition.
- The score represents your risk compared to other people within the population.

What are the limitations of the test?

- This test estimates your risk of primary-open angle glaucoma (the most common subtype of glaucoma).
- It does not estimate your risk of other types of glaucoma or other conditions.
- Although the polygenic score predicts risk in all ancestries, it has been best validated in individuals of European ancestry.
- This test does not account for some rare variants known to cause glaucoma. Therefore, your risk may be higher, especially if you have a strong family history of glaucoma.
- PRS results represent a probability of individual disease risk and are therefore not diagnostic, and results should be interpreted by a suitably qualified clinician in conjunction with other established clinical risk factors, in particular age. It does not take into account non-genetic risk factors.

3. What does my test result mean for me?

- Your result suggests you are at 2.3 times higher risk of developing glaucoma than most other people.
- Your result does not mean that you have glaucoma now.
- It does not mean you will definitely develop glaucoma.
- Because you are at increased risk, we recommend that you see an *ophthalmologist* or *optometrist* every *6 months* so they can check your eyes to see if you have glaucoma.
- There are several treatment options available for glaucoma. Please refer to the back of the page for more information on glaucoma and treatment options.
- Your results also means that other people in your family may be at increased risk as well. They can talk to their GP or eye specialist about it.

Your Polygenic Risk in Detail

- Researchers have identified genetic variants which are associated with glaucoma by comparing those with the disease to those without
- A PRS collates the combined risk of multiple genetic risk variants into a single score, typically by weighting the relative effect size of each variant.
- Scores may be combined with conventional risk factors to estimate overall disease risk.

For a full explanation on genetic risk and calculation of PRS:

<https://www.genome.gov/Health/Genomics-and-Medicine/Polygenic-risk-scores>

Frequently Asked Questions

What is glaucoma?

- Glaucoma is a group of neurodegenerative conditions that affect the optic nerve
- Glaucoma is usually a complex disease, influenced by both genetic and environmental factors.
- Primary open-angle glaucoma is the most common form of glaucoma
 - Open-angle means the area where the fluid drains out of the eye is not obstructed
 - Primary means there is no other known cause (such as trauma or surgery)

What are the symptoms?

- Usually there are no symptoms in early disease
- Vision loss may only be noticeable in later stages of disease
- Vision loss from glaucoma is irreversible and cannot be restored
- Only an eye exam performed by an eye specialist can tell if someone has glaucoma

Are there any risk factors?

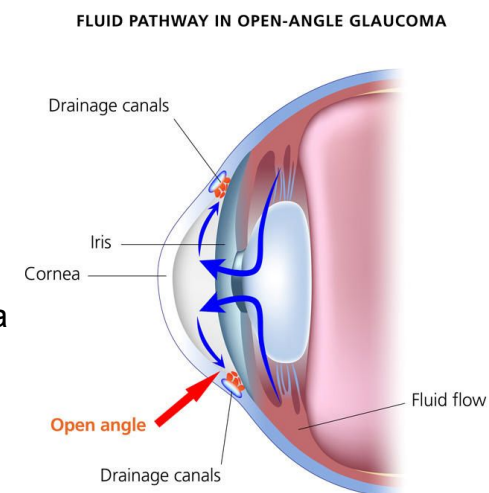
- Yes, there are a number of risk factors (examples listed below)
- Family history of glaucoma
 - Those who have a first-degree relative (parent, sibling, child) with glaucoma are at almost 10 times increased risk of also developing glaucoma compared to those who do not
- African ancestry
- Age over 50 years
- Elevated eye pressure

What are the treatment options?

- Treatment options are highly effective at slowing or preventing disease progression in most people
- Treatments include topical eye drops, laser therapy, and in very advanced cases, surgery.

What does this mean for my family?

- We know that people who have a family member with glaucoma are at higher risk of also developing glaucoma
- If you have been identified to be at high risk, it is possible that your closest relatives are also at increased risk



Resources - for more information and where to get help

Glaucoma Australia:
<https://glaucoma.org.au/home>



Vision Australia:
<https://www.vision2020australia.org.au/>



Speak to your:

- Ophthalmologist
- Optometrist
- GP