

Epidemiological pattern of trauma among children 0 - 9 years in Cameroon

Odette Kibu^{1,4}, Sithombo Maqungo², Georges Nguetack-Tsague³, Sithombo Maqungo³, Dickson Shey Nsagha¹, Fanny N. Dissak Delon⁴, Darwin Touko⁴, Elvis Asangbeng Tanue^{1,5}, Rasheedat Oke⁵, Sandra I. McCoy⁶, Sabrinah Ariane Christie⁵, Catherine Juillard⁵, Alain Chichom Mefire^{4,7}

Affiliations

¹Department of Public Health and Hygiene, University of Buea, Faculty of Health Sciences, Buea, Cameroon.

²Division of Global Surgery and Division of Orthopedic Surgery, University of Cape Town and Groote Schuur Hospital, South Africa

³Department of Public Health, Faculty of Medicine and Biomedical Sciences, University of Yaoundé I, Cameroon.

⁴Data Science Center for the Study of Surgery, Injury, and Equity in Africa (D-SINE-Africa), University of Buea, Buea, Cameroon.

⁵Department of Surgery, Program for the Advancement of Surgical Equity, University of California Los Angeles, Los Angeles, California, USA.

⁶Division of Epidemiology, University of California Berkeley, Berkeley, USA

⁷Department of Surgery, University of Buea Faculty of Health Sciences, Buea, Cameroon.

***Corresponding Author:** Odette Dzemo Kibu, PhD

Department of Public Health and Hygiene, University of Buea, Faculty of Health Sciences, Buea, Cameroon Tel: +237 676 24 11 52

Email: odettedzemo@gmail.com

Abstract

Background: In low- and middle-income countries, trauma is the leading cause of death among youth and it is also a major cause of disability. Globally, more than 1,600 children and adolescents below the age of 19-years die every day from preventable injuries. Traffic-related injuries, falls, sports-related injuries, assaults, burns, and drownings are the most commonly reported causes of traumatic mortality among children. The mechanism of injury is always diverse in different contexts due to the differences in social determinants of health.

Objectives: To determine the epidemiological pattern of trauma among children 0 – 9 years in Cameroon.

Methods

This is a retrospective analysis of prospectively collected data from the Cameroon Trauma Registry currently running in 10 pilot sites across seven of the ten regions of Cameroon. We retrieved data for all children aged 0 - 9 years from June 2022 to August 2023. Data was analyzed with respect to the demographics, injury characteristics and outcomes.

Results

Of the 5,439 patients captured in the trauma registry, 267 (4.9%) were children aged 0-9 years. Over 50% (152/267) of the patients were males with 35% (93/267) from rural settings. The top injury mechanism was road traffic injuries (RTI) [137(52.1%)]. These injuries occurred on the streets [142(53.4%)] during leisure activities [205(78.5%)]. Majority of children [104(39%)] involved in RTI injuries were pedestrians and no prehospital care offered to 216(82.8%) of injured children. A total of 39 (16.9%) were discharged with major disability, 111 (48.1%) had limited ability to move and 5 (2.2%) demised or succumbed to their injuries. There was a significant association between injury activity and gender ($P = 0.006$). Unlike the females, majority of the males were discharged with major disability [21 (53.8%)].

Conclusion

This preliminary analysis highlights the burden of trauma among children aged 0 – 9 years and its contribution to the proportion of disabled persons in Cameroon. Leisure activities on the streets increased the number of pediatric injuries especially among males. It is therefore imperative to put in place or reinforce environmental interventions to reduce the burden of pediatric injuries.

Key words: Cameroon, Children, Epidemiological pattern, Injury, Trauma

36 1. Introduction

37 Childhood trauma has increasingly become a global public health concern in both developed and
38 developing countries (1) and approximately 90% of these injuries are unintentional and occur in
39 mostly low- and middle-income countries (2). According to the 2008 WHO/UNICEF World report
40 on child injury prevention, injury and violence are major killers of children throughout the world,
41 responsible for approximately 950, 000 deaths in children and young people under the age of 18
42 years each year (3). That is more than 100 children dying from preventable death every hour of
43 every day (3). Unintentional injuries, including road traffic injuries, falls, burns, poisoning and
44 drowning, account for almost 90% of these cases (3). The burden associated with childhood trauma
45 is worse in Sub-Saharan Africa where children are approximately 5 times more likely to die from
46 trauma compared to children in developed countries (4). Trauma in children is not only a major
47 public health issue, but it has significant effects on the social and economic developments of a
48 country.

49 In sub Saharan Africa (SSA), injuries have now become the third leading cause of death (5) (6) and
50 the region has the world's highest rate of unintentional injury deaths among children in particular
51 aged 1-4 years at 100.5 per 100,000 (7). Research has shown males have a higher risk of injury
52 compared to females (8). In addition to the deaths caused by injury, many more children are left
53 with some form of disability or disfigurement that impedes their full integration in social and
54 economic life (6). Over a third of these injury deaths can be prevented by access to adequate trauma
55 care (9).

56 Epidemiological studies on childhood trauma in Cameroon are generally lacking and as a result,
57 few injury prevention and control programs that are based on evidence exist in the country.
58 Previous studies have focused on specific forms of trauma such as road traffic injuries, burns or
59 have been sub-national in scope (10) (11) (12) (13). Comprehensive injury surveillance programs
60 for creation of a national injury prevention policy are still lacking. Moreover, it is not known what
61 the current burden of trauma on children of different sex and age groups in Cameroon is. This study
62 aims to investigate the epidemiological pattern of trauma among children aged 0-9 years in
63 Cameroon. By identifying and documenting the current local patterns of childhood trauma in
64 Cameroon, it is expected that the findings of this study together with other ongoing efforts will
65 provide a strong scientific foundation and momentum for the support of an injury prevention action
66 plan/program in the country. This will ultimately help the Ministry of Public Health and other
67 partner organizations to utilize the best available data in their efforts to protect and safeguard the
68 well-being of children in Cameroon.

69

70

71

72

73

74 2. Methods

75 2.1 Study design

76 This was retrospective analysis of prospectively collected data from the Cameroon Trauma
77 Registry (CTR) from June 2022 to May 2023 (12 months). The CTR is implemented in 10 hospital
78 sites across seven of the ten regions of Cameroon. These hospitals are: Laquintinie Hospital of
79 Douala, (HLD), Limbe Regional Hospital, (HRL), Pouma Catholic Hospital, (HCP), Edea
80 Regional Hospital, (HRE), Emergency and Reanimation Center of Yaounde, (CUY), Bafoussam
81 Regional Hospital (HRB), Maroua Regional Hospital (HRM), Bafia district hospital (HDB), Kribi
82 District hospital (HDK), and Bertoua Regional Hospital (BRH).

83 This registry collects prospective information about demographics, nature and context of the injury,
84 delay in accessing care, clinical course and outcome of care.

85

86 2.3 Study population

87 All trauma patients with the age 0 – 9 years presenting to the Emergency Department of the 10
88 hospitals with an acute traumatic injury as defined by the WHO, were extracted from the CTR and
89 included in our study. CTR includes patients with acute traumatic injury who presented for care
90 within 2 weeks of the injury date, trauma patients who were formally admitted to the hospital as
91 in-patients, or who were transferred to other health facilities after being kept under observation in
92 the emergency department for over 24 hours.

93 2.3 Data collection

94 The implementation of the CTR started on 1st June 2022 and it currently being implemented still
95 the year 2026. Trained data collectors for the CTR were placed at the emergency department of the
96 10 hospitals to collect data prospectively from trauma patients. Eligible trauma patients were
97 recruited into CTR and followed-up in the hospital until the date of disposition (discharged, died,
98 transferred or left against medical advice). CTR uses a structured questionnaire to collect data daily
99 which is later entered into Research Electronic Data Capture, (REDCap) which is a Health
100 Insurance Portability and Accountability (HIPAA)-compliant, secure web application for building
101 and managing online surveys and databases. A well-structured data extraction guide was used to
102 extract data from the trauma registry about pediatric trauma from the 1st of June 2022 to 31st August
103 2023. The data was related to demographics, injury characteristics, injury mechanism and
104 outcomes. Injuries were categories into intentional and unintentional (these are subset of injuries
105 for which there is no evidence of predetermined intent).

106 2.4 Ethical considerations

107 Participation in the CTR was voluntary and verbal consent was obtained from the guardians of the
108 children. Each participant's form had a section that documented that verbal consent was obtained
109 before data collection. Access to patients' data by the authors was de-identified from the authors
110 during and after data collection CTR does not collect data from minors without the consent of the
111 guardian. Ethical approval for the CTR was obtained from the University of California, Los

112 Angeles Institutional Review Board (#19-000086, approved on 13th June 2019), from the Division
 113 of Health Operation Research at the Ministry of Public Health (D30-
 114 923/L/MINSANTE/SG/DROS, approved on 8th August 2022), from the Faculty of Health Sciences
 115 Institutional Review Board of the University of Buea (2021/1506-07/UB/SG/IRB/FHS, approved
 116 on 30th September 2021) and from National Ethics committee (N° 2018/09/1444/CE/CNERSH/SP,
 117 approved on 25th March 2022).

118 .

119

120 2.5 Data Analysis

121 The CTR data entered into REDCap was exported to a Comma Separated Value (CSV) file for
 122 analysis in the R software 4.2.1. All entered data were verified for completeness and accuracy and
 123 later on cleaned for analysis. Univariate analysis for categorical data were presented as frequency
 124 and percent distribution and bivariate analysis was done using the fisher exact test to measure
 125 association of dependent variables and sex

126

127 3. Results

128 3.1 Socio demographic characteristics of the study population

129 Out of the 5,439 trauma patients included in the Cameroon trauma registry (CTR), a total of 267
 130 (4.9%) participants were aged 0 – 9 years with majority beings males [152 (56.9%)] with a mean
 131 age of 4.9 ± 2.7 years. Majority of the participants were from the Bertoua regional hospital [68
 132 (25.5%)] and resident in urban areas [173 (65%)] as shown in Table 1. Primary level of education
 133 was the category with highest number of participants [152(56.9%)].

134 **Table 1: Socio-demographic characteristics of study population**

		Frequency	Percentage (%)
Hospital	BRH	68	25.5
	CUY	19	7.1
	HCP	4	1.5
	HDB	12	4.5
	HDK	13	4.9
	HLD	17	6.4
	HRB	11	4.1
	HRE	17	6.4
	HRL	42	15.7
	HRM	64	24
	Total	267	100
Sex	Female	115	43.1
	Male	152	56.9

	Total	267	100
Age			
	Mean = 4.9 years (SD= 2.7)		
Education			
	No formal	70	26.5
	Primary	152	57.6
	Others	42	15.9
	Total	264	100
Residence			
	Rural	93	35.0
	Urban	173	65.0
	Total	266	100

135

136 **3.2 Injury characteristics among the study population**

137 Overall, majority of the children had injury during leisure activities [205(78.5%)] of which [142
 138 (53.4%)] occurred on the streets. Road traffic injury was the main cause of injury [137 (52.1%)]
 139 followed by falls [52 (19.8%)] as shown in Table 2.

140 **Table 2: Injury characteristics of the study population**

	Frequency	Percentage (%)
Injury activity		
Leisure/play	205	78.5
Traveling	23	8.8
Domestic activity	19	7.3
Education	6	2.3
Work	2	0.8
Other	6	2.3
Injury location		
Road	142	53.4
Private house/home	104	39.1
School area	6	2.3
Farm	6	2.3
Water body	3	1.1
Others	5	1.9
Role of patient		
Pedestrian	104	75.9
Mototaxi	14	10.2
Motorcycle	8	5.8
Bus	5	3.6
Private Car	4	2.9

Others	2	1.6
Counterpart		
Mototaxi	75	55.1
Vehicle	26	19.1
Motorcycle	11	8.1
Truck/Camion	9	6.6
None	13	9.6
Other	2	1.5

141

142

143 An analysis of the 137 (52.1%) children involved in RTI as shown in Figure 1 showed that, among
 144 this number a majority [98 (71.5%)] were involved in leisure activities and most of the injury
 145 victims were pedestrians [104 (75.9%)]. Majority of the children were hit by a motor taxi
 146 [75(55.1%)]. Among 10 children who were involved in a car or bus injury only 1 (0.1%) used a car
 147 seat.

148 Overall, 98.5% were involved in unintentional injury, no scene care offered to 216 (82.8%) of the
 149 children involved in any form of injury as shown in Figure 2.

150

151 **Figure 1: Proportion of children with different injury mechanism in the 10 hospitals site**
 152 **over 12 months period**

153 **Figure 2: Proportion of children who received scene care from the 10 hospitals site over 12**
 154 **months period**

155 Figure 3 shows the outcome of the patients after hospitalization whereby 2.2% died, 16.9% left
 156 the hospital with a major disability while 48.1% had minor disability with a limited ability to
 157 move.

158 **Figure 3: Outcome of the patients after hospitalization 10 hospitals site over 12 months**
 159 **period**

160

161 3.3 Association between injury characteristics and gender

162 Analysis of the results in Table 3 showed that majority of the injured participants were males who
 163 were mostly involved in leisure activities by the road side. Compared to the males, females were
 164 mostly injured during domestic activities [12 (63.2%)]. Majority of males had Injury Severity Score
 165 (ISS) of 3 [11 (64.7%)]. Further analysis showed that there was an association between gender and
 166 injury activity (P = 0.006)

167 At the Emergency Unit, the study showed that mostly males were either admitted to Intensive Care
 168 Unit (ICU) [21 (67.7%)] or sent directly to the Operating Room (OR) [9 (60%)] or emergency ward
 169 observation [16 (69.6%)] or to the ward for further observation and treatment [90 (52.9%)]. Unlike

170 the females, majority of the males were discharged with major disability [21 (53.8)]. However,
 171 there was no association between sex and the disposition of the children either at the emergency or
 172 ward as show in Table 3.

173 **Table 3: Association between injury characteristics and gender**

	Female N (%)	Male N (%)	P-value
Injury activity			
Leisure/play	82 (40.0)	123 (60.0)	0.006
Traveling	14 (60.9)	9 (39.1)	
Domestic activity	12 (63.2)	7 (36.8)	
Education	2 (33.3)	4 (66.7)	
Work	2 (50.0)	2 (50.0)	
Other	0 (0.0)	6 (100.0)	
Unknown	0 (0.0)	3 (100.0)	
Injury location			
Road	65 (45.8)	77 (54.2)	0.17
Private house/home	41 (39.4)	63 (60.6)	
School area	1 (16.7)	5 (83.3)	
Farm	3 (50.0)	3 (50.0)	
Water body	3 (100.0)	0 (0.0)	
Sports area	0 (0.0)	2 (100.0)	
Open land/beach/	0 (0.0)	1 (100.0)	
Public/administrative area	0 (0.0)	1 (100.0)	
Railway line/station	1 (50.0)	1 (50.0)	
Injury severity Score (>2)			
3	6 (35.3)	11 (64.7)	0.62
4	2 (66.7)	1 (33.3)	
5	1 (33.3)	2 (66.7)	
7	1 (100.0)	0 (0.0)	
Disposition at ED			
Admitted to ICU	10 (32.3)	21 (67.7)	0.43
Admitted to ward	80 (47.1)	90 (52.9)	
Died	2 (33.3)	4 (66.7)	
Directly to OR	6 (40.0)	9 (60.0)	
Emergency ward observation	7 (30.4)	16 (69.6)	
Left against medical advice	6 (40.0)	9 (60.0)	
Transferred	3 (75.0)	1 (25.0)	
Disposition condition at discharge			
Deceased	2 (40.0)	3 (60.0)	0.91
Little or no disability	33 (43.4)	43 (56.6)	

Major disability	18 (46.2)	21 (53.8)
Minor disability with limited ability to move)	44 (39.6)	67 (60.4)

174

175 **4. Discussion**

176 In this study we observed that RTI are the main cause of injury in children and these injuries are
177 unintentional leading to a majority of disabled children.

178 A proportion of 98.5% were involved in unintentional injury and most of which occurred on the
179 streets. Research has shown that unintentional injury accounts for one-third of deaths in children
180 and adolescents each year, primarily from motor vehicle crashes (14). In a study conducted in
181 Rwanda, road traffic injuries constituted 15% of all child injuries and was the most common
182 unintentional injury in children over five years (15). Consistent with other studies, we found that
183 most injured children were pedestrians (16) (17). Gong et al found out that preschool children
184 under the age of 6 years old account for approximately 64.6% of unintentional injuries in the
185 emergency department (18).

186 This might be due to the children playing on the streets without supervision and no environment
187 intervention. It is important to take into consideration the behaviors of children when developing
188 prevention measures especially on the roads.

189 Injuries are also a primary cause of disability, which can have a long-lasting effect on the lives of
190 the children, namely in relationships, learning, and games. Road traffic injury was the major cause
191 of injury affecting 52.1% of the children in this study. Other studies in Asia have shown that road
192 traffic injuries are one of the five leading causes of disability for children (19). According to these
193 surveys, the rate of permanent disability among children aged 1 to 17 years injured as a result of a
194 road traffic crash was 20 per 100 000 children. As a result of the injuries children are likely to miss
195 schools or are hospitalized. Contrary to our study, other authors have shown that unintentional falls
196 are the leading cause of non-fatal injuries in Emergency Department visits among children under
197 the age of 14 years old (20) (21) (22).

198 Results from this study showed that majority of the children left the hospital with a disability with
199 16.9% having a major disability. The disability in children could have short-term and long-term
200 impact on these young patients' functionality and quality of life. Most of the injuries experienced
201 by children are preventable and yet they are so common due to various factors such as: lack of
202 legislation or enforcement to promote child safety, lack of environmental modifications to create
203 safe play areas and housing, low prioritization of child safety, and inadequate adult supervision
204 (23). Interventions such as environmental modification and improved surveillance systems tailored
205 towards reducing child injuries will go a long way to reduce disabilities and preserve the joy of
206 childhood (24).

207 Males were mostly injured compared to females. They made up a higher proportion of those who
208 left the wards with disability. In line with other studies, Adam and Matheny showed that boys had
209 a higher number of injuries than the girl co-twins. This was due to higher activity level, less focused
210 attention, more noise-confusion in the household, less family organization-control, and mothers'

211 being less sociable or more preoccupied. Their results also suggest that higher injury rates for boys
212 accrue from a range of psychosocial and environmental influences wider than that identified for
213 girls (8). In Ghana, a study conducted by Abantanga and Mock showed that boys sustained higher
214 injury rates in all age groups than girls, with an overall rate of, 136/100000 children as compared
215 to 92/100000 for girls (25).

216 **Strengths and Limitation**

217 This study was able to capture data from 7 out of the 10 regions of Cameroon over 1 year period.
218 The study sites chosen receive a representative number of patients from its region. Our study
219 excluded unconscious patients without a guardian to consent. Thus, a selection bias might have
220 been introduced as unconscious patients embody a specific subgroup with different characteristics.

221 **Conclusion**

222 This study showed the most common causes of unintentional injury among children aged 0-9
223 years. These injuries occur when they are involved in leisure activities by the road. Major
224 disability was found in 16.9% of the population and the males were the most affected. This study
225 strongly recommends safety behaviours, environmental interventions and parent/guidance
226 supervision as possible interventions to reduce the injuries in this group of the population who are
227 most at risk of sustaining trauma.

228 **Acknowledgments**

229 We acknowledge the National Institute of Health and all participants that took part in the Cameroon
230 Trauma registry.

231 **Declaration of Interest Statement**

232 The authors declare that they have no known competing financial interests or personal
233 relationships that could have appeared to influence this research.

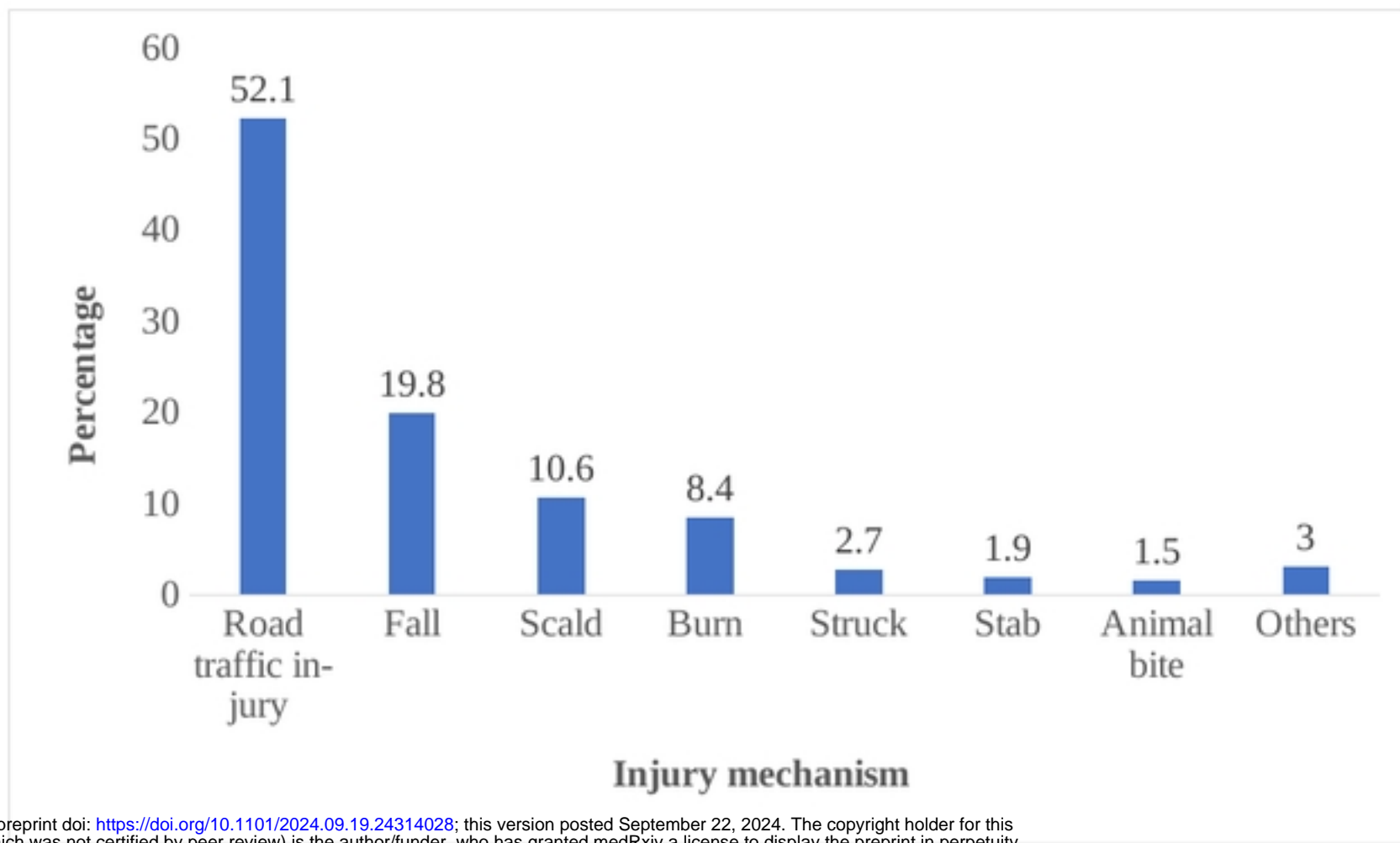
234 **References**

- 235 1. Chatterjee R. CDC: Childhood Trauma Is A Public Health Issue And We Can Do More To
236 Prevent It. NPR. 5 nov 2019; Available at: [https://www.npr.org/sections/health-](https://www.npr.org/sections/health-shots/2019/11/05/776550377/cdc-childhood-trauma-is-a-public-health-issue-and-we-can-do-more-prevent-it)
237 [shots/2019/11/05/776550377/cdc-childhood-trauma-is-a-public-health-issue-and-we-can-do-](https://www.npr.org/sections/health-shots/2019/11/05/776550377/cdc-childhood-trauma-is-a-public-health-issue-and-we-can-do-more-prevent-it)
238 [more-prevent-it](https://www.npr.org/sections/health-shots/2019/11/05/776550377/cdc-childhood-trauma-is-a-public-health-issue-and-we-can-do-more-prevent-it). Accessed on 12th March 2024.
- 239 2. Bartlett SN. The problem of children's injuries in low-income countries: a review. *Health*
240 *Policy Plan.* 2002;17(1):1-13.
- 241 3. World Health Organization - Regional Office for the Eastern Mediterranean. WHO EMRO |
242 Child injuries | Health topics. Available at: [http://www.emro.who.int/health-topics/child-](http://www.emro.who.int/health-topics/child-injuries/index.html)
243 [injuries/index.html](http://www.emro.who.int/health-topics/child-injuries/index.html). Accessed on 12th March 2024.
- 244 4. Eder B, Magnus D. G291(P) Unintentional childhood injuries in sub saharan africa – a
245 focussed literature review 2009–2015. *Arch Dis Child.* 2018;103(Suppl 1):A119-A119.

- 246 5. Moshiro C, Mswia R, Alberti KG, Whiting DR, Unwin N, AMMP Project Team. The
247 importance of injury as a cause of death in sub-Saharan Africa: results of a community-based
248 study in Tanzania. *Public Health*. 2001;115(2):96-102.
- 249 6. WHO-MCA-17.08-eng.pdf. Available at:
250 <https://iris.who.int/bitstream/handle/10665/259267/WHO-MCA-17.08-eng.pdf>. Accessed on
251 12th March 2024.
- 252 7. Khan UR, Sengoelge M, Zia N, Razzak JA, Hasselberg M, Laflamme L. Country level
253 economic disparities in child injury mortality. *Arch Dis Child*. 2015;100 Suppl 1:S29-33.
- 254 8. Matheny AP. Children's Unintentional Injuries and Gender: Differentiation by
255 Environmental and Psychosocial Aspects. *Child Environ Q*. 1991;8(3/4):51-61.
- 256 9. Mock C, Joshipura M, Arreola-Risa C, Quansah R. An estimate of the number of lives that
257 could be saved through improvements in trauma care globally. *World J Surg*. mai
258 2012;36(5):959-63.
- 259 10. Nwanna-Nzewunwa O, Ngamby MK, Cox J, Feldhaus I, Motwani G, Monono ME, et al.
260 Epidemiology and cost of pediatric injury in Yaoundé, Cameroon: a prospective study. *Eur J*
261 *Trauma Emerg Surg Off Publ Eur Trauma Soc*. 2020;46(6):1403-12.
- 262 11. Department of Surgery, St Elizabeth Catholic General Hospital, Shisong. P.O Box 8, Kumbo-
263 Nso Bui Division, Northwestern Region, Cameroon, Alegbeleye BJ. Childhood burns in
264 Shisong, Northwestern Cameroon. *Iberoam J Med*. 2020;2(2):49-54.
- 265 12. Fomukong NH, Mefire AC, Beyiha G, Lawrence M, Edgar MML, Nkfusai NC, et al.
266 Predictors of mortality of pediatric burn injury in the Douala General Hospital, Cameroon.
267 *Pan Afr Med J*.2019;33:189.
- 268 13. Chichom-Mefire A, Fokou M. Epidemiology of paediatric injury in low income environment:
269 Value of hospital based data prior to the institution of a formal registration system. *Afr J*
270 *Paediatr Surg*. 2013;10(3):265.
- 271 14. DeGeorge KC, Neltner CE, Neltner BT. Prevention of Unintentional Childhood Injury. *Am*
272 *Fam Physician*. 2020;102(7):411-7.
- 273 15. Bagahirwa I, Mukeshimana M, Cherian T, Nkurunziza T, El-Khatib Z, Byiringiro JC,
274 Rusingiza E, Riviello R, Ndayisaba GF, Hedt-Gauthier BL. Presentation of pediatric
275 unintentional injuries at rural hospitals in Rwanda: A retrospective study. *Annals of global*
276 *health*. 2020;86(1)
- 277 16. Sundet M, Grudziak J, Charles A, Banza L, Varela C, Young S. Paediatric road traffic
278 injuries in Lilongwe, Malawi: an analysis of 4776 consecutive cases. *Tropical doctor*. 2018
279 Oct;48(4):316-22.

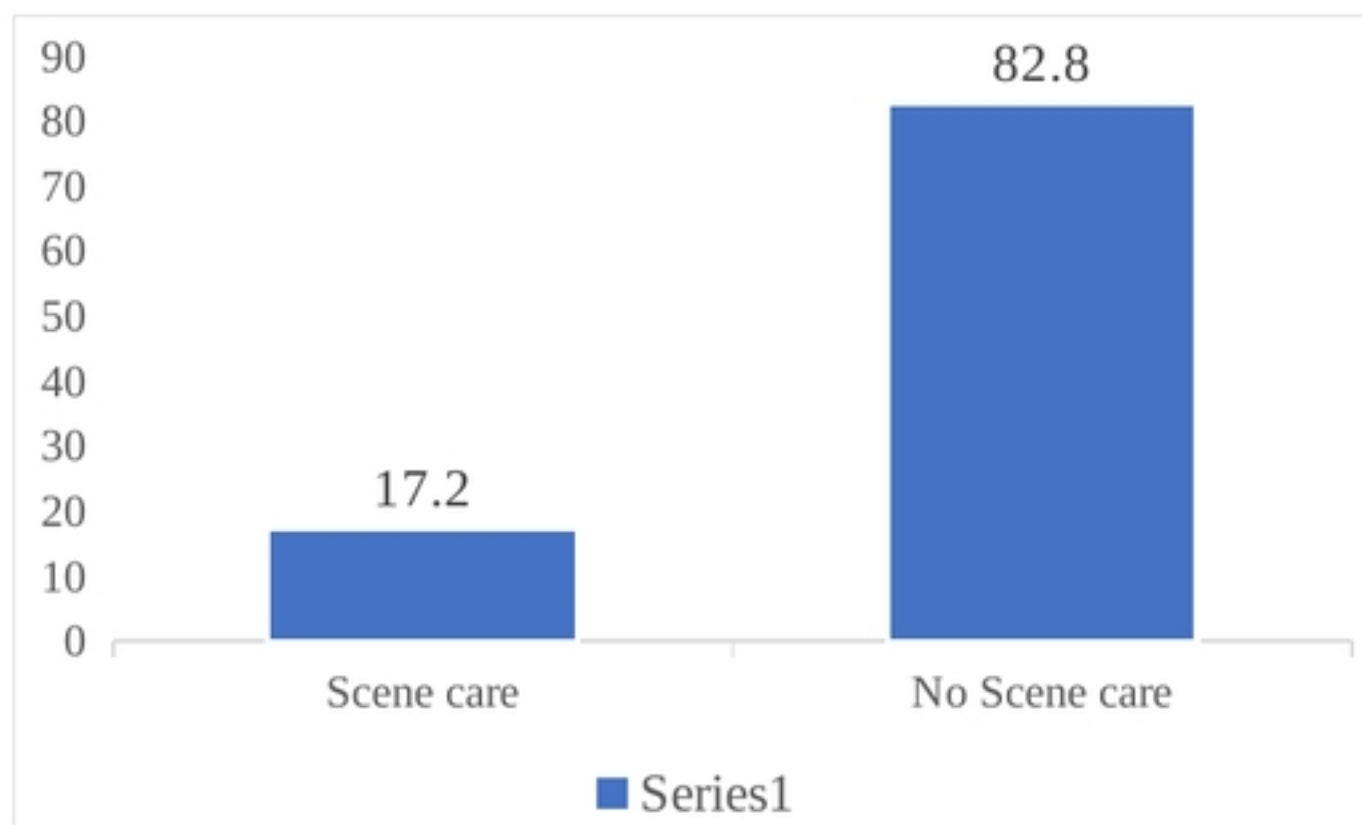
- 280 17. Chisholm D, Naci H, Hyder AA, Tran NT, Peden M. Cost effectiveness of strategies to
281 combat road traffic injuries in sub-Saharan Africa and South East Asia: mathematical
282 modelling study. *BMJ*.2012;344:e612.
- 283 18. Gong H, Lu G, Ma J, Zheng J, Hu F, Liu J, Song J, Hu S, Sun L, Chen Y, Xie L. Causes and
284 characteristics of children unintentional injuries in emergency department and its implications
285 for prevention. *Frontiers in public health*. 2021 Aug 5;9:669125
- 286 19. Peden M, Oyegbite K, Ozanne-Smith J, Hyder AA, Branche C, Rahman AF. Child injury
287 prevention. World Health Organization. 2008. Available at
288 <https://www.ncbi.nlm.nih.gov/books/NBK310645/>. Accessed on 18th March 2024.
- 289 20. Taylor CA, Bell JM, Breiding MJ, Xu L. Traumatic Brain Injury-Related Emergency
290 Department Visits, Hospitalizations, and Deaths - United States, 2007 and 2013. *Morb Mortal*
291 *Wkly Rep Surveill Summ Wash DC* 2002.2017;66(9):1-16.
- 292 21. Wang D, Zhao W, Wheeler K, Yang G, Xiang H. Unintentional fall injuries among US
293 children: a study based on the National Emergency Department Sample. *Int J Inj Contr Saf*
294 *Promot*. 2013;20(1):27-35.
- 295 22. CDC WISQARS - Web-based Injury Statistics Query and Reporting System. Available at:
296 <https://wisqars.cdc.gov/>. Accessed on 31st May 2024.
- 297 23. Tupetz A, Friedman K, Zhao D, Liao H, Isenburg MV, Keating EM, et al. Prevention of
298 childhood unintentional injuries in low- and middle-income countries: A systematic review.
299 *PLOS ONE*. 2020;15(12):e0243464.
- 300 24. Dowswell T, Towner EM, Simpson G, Jarvis SN. Preventing childhood unintentional
301 injuries--what works? A literature review. *Inj Prev*. 1996;2(2):140-9.
- 302 25. Abantanga FA, Mock CN. Childhood injuries in an urban area of Ghana a hospital-based
303 study of 677 cases. *Pediatr Surg Int*. 1998;13(7):515-8.

304



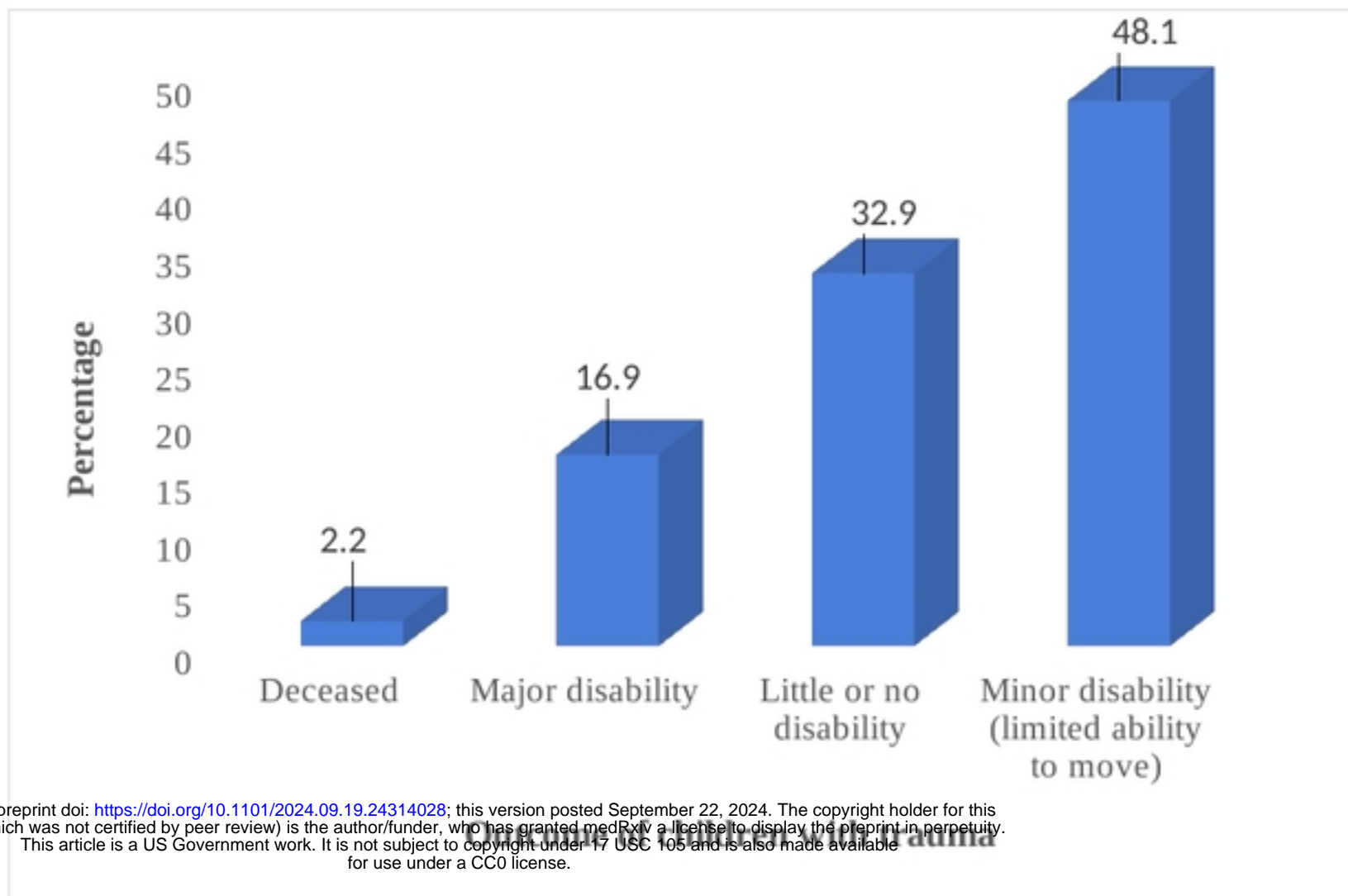
medRxiv preprint doi: <https://doi.org/10.1101/2024.09.19.24314028>; this version posted September 22, 2024. The copyright holder for this preprint (which was not certified by peer review) is the author/funder, who has granted medRxiv a license to display the preprint in perpetuity. This article is a US Government work. It is not subject to copyright under 17 USC 105 and is also made available for use under a CC license.

(n = 263), (Others = firearm, explosives)



(n = 266)

medRxiv preprint doi: <https://doi.org/10.1101/2024.09.19.24314028>; this version posted September 22, 2024. The copyright holder for this preprint (which was not certified by peer review) is the author/funder, who has granted medRxiv a license to display the preprint in perpetuity. This article is a US Government work. It is not subject to copyright under 17 USC 105 and is also made available for use under a CC0 license.



(n = 231)