

Overview and evaluation of a nationwide hospital-based surveillance system for Influenza and COVID-19 in Switzerland (CH-SUR): 2018-2023

Jonathan Aryeh Sobel^{1,2}, Marie-Céline Zanella², Rebecca Grant², Camille Beatrice Valera¹, Mária Suveges¹, Laura Urbini¹, Khaled Mostaguir³, Sara Botero¹, Ursina Roder⁴, Davide Bosetti², Rami Sommerstein⁶, Ulrich Heininger⁷, Petra Zimmermann⁸, Peter W Schreiber⁹, Domenica Flury¹⁰, Anita Niederer-Loher¹¹, Philipp Jent¹², Alexia Cusini¹³, Didier Pittet², Stephan Harbarth², Anne Iten^{2*}, Olivia Keiser^{1*} and the CH-SUR Collaborative Network.

Affiliations:

¹ Institute of Global Health, University of Geneva, Geneva, Switzerland

² Infection Control Programme and WHO Collaborating Centre on Infection Prevention and Control and Antimicrobial Resistance, Geneva University Hospitals and Faculty of Medicine, Geneva, Switzerland

³ Clinical Research Centre, Geneva University Hospitals and Faculty of Medicine, University of Geneva, Geneva, Switzerland.

⁴ Swiss Federal Office of Public Health, Bern, Switzerland

⁵ Division of Infectious Diseases, Geneva University Hospitals, Rue Gabrielle-Perret-Gentil 4, Geneva, Switzerland

⁶ Faculty of Healthcare Sciences and Medicine, University of Lucerne, Switzerland

⁷ Pediatric Infectious Diseases and Vaccinology, University of Basel Children's Hospital, Basel, Switzerland

⁸ Department of Community, Health Faculty of Science and Medicine, University of Fribourg and Department of Paediatrics, Fribourg Hospital, 1700 Fribourg, Switzerland

⁹ Department of Infectious Diseases and Hospital Epidemiology, University Hospital Zurich and University of Zurich

¹⁰ Division of Infectious Diseases and Hospital Epidemiology, Cantonal Hospital St Gallen, Switzerland

¹¹ Children's Hospital of Eastern Switzerland, St Gallen, Switzerland

¹² Department of Infectious Diseases, Bern University Hospital, University of Bern, Bern, Switzerland.

¹³ Department of Infectious Diseases, Cantonal Hospital Graubünden, Chur, Switzerland

* These authors contributed equally

Corresponding author:

Jonathan Sobel, PhD

Infection Control Programme and WHO Collaborating Centre on Infection Prevention and Control and Antimicrobial Resistance, Geneva University Hospitals and Faculty of Medicine

Geneva, Switzerland

Email: JonathanAryeh.Sobel@hug.ch

Key words: COVID-19; Influenza; surveillance; evaluation

43 **Abstract**

44

45 *Background:* In 2018, a hospital-based surveillance system for influenza (CH-SUR) was established in six tertiary
46 care hospitals in Switzerland. From March 2020 onwards, this surveillance system was expanded to include more
47 institutions, as well as COVID-19.

48 *Aim:* To evaluate quantitatively and qualitatively the surveillance system CH-SUR.

49 *Methods:* All patients admitted to one of the participating centres for more than 24 hours and who had a
50 laboratory-confirmed influenza virus or SARS-CoV-2 infection were included in CH-SUR. For all cases, we
51 evaluated the quality of the CH-SUR data, including timeliness and completeness of reporting. A qualitative
52 survey among CH-SUR stakeholders assessed perceived importance, understanding, reliability and adaptability
53 of CH-SUR.

54 *Results:* Up to 20 centres participated in CH-SUR. Between December 2018 and October 2023, 7,375 cases of
55 influenza were reported and between March 2020 and October 2023, 49,235 cases of COVID-19 were reported
56 to CH-SUR. During the COVID-19 pandemic, time to data entry and completeness improved over time; the
57 median delay of data entry in CH-SUR was 5 days (IQR=2-23) for COVID-19 and 4 days (IQR=2-15) for influenza
58 during the period 2018-2023. The completeness of variables was high (99.4%), with the exception of COVID-19
59 or annual influenza vaccination status (respectively 15% and 72% of “Unknown” responses). Stakeholders
60 perceived the system as important, relevant, understandable and adaptable.

61 *Conclusion:* CH-SUR has provided critical epidemiological and clinical information on hospitalised influenza and
62 COVID-19 cases across Switzerland during the pandemic. Our evaluation highlighted the importance and
63 relevance of this system among CH-SUR stakeholders, as well as its importance for preparedness and response
64 to future infectious disease outbreaks.

65

66

67

68 Introduction

69 Epidemiological surveillance systems are essential tools for monitoring and controlling the spread of diseases
70 ^{1,2,3,4}. In 2018, a hospital-based surveillance system for influenza (CH-SUR), jointly coordinated by Geneva
71 University Hospitals (HUG), the Institute of Global Health at the University of Geneva (ISG UNIGE), and the
72 Federal Office of Public Health (FOPH) was established in six tertiary care hospitals in Switzerland. A
73 standardised, electronic case report form (CRF) was established across all centres, using *REDCap*⁵. This enabled
74 the continuous collection of demographics, clinical and epidemiological data from all patients admitted to one of
75 the participating centres for more than 24 hours and who had a laboratory-confirmed influenza virus infection.

76 The first confirmed case of COVID-19 in Switzerland was reported to the FOPH on 25 February 2020 ⁶. As early as
77 2 March 2020, the CH-SUR system was expanded to include all patients admitted to one of the participating
78 centres for more than 24 hours and who had a laboratory-confirmed SARS-CoV-2 infection. From 15 November
79 2020 onwards, the influenza and COVID-19 databases in CH-SUR were merged into a unified registry. The
80 number of centres actively participating in CH-SUR increased during 2020 to 20 hospitals and clinics across
81 Switzerland, of which 17 continued data collection until 2023 ^{1-4,7,8}. This represented a substantial proportion of
82 paediatric and adult patients hospitalised with influenza or COVID-19 across Switzerland (Supplementary Figure
83 S1).

84 During the COVID-19 pandemic, key findings from the CH-SUR system were compiled into a monthly report
85 published by HUG, ISG, and FOPH⁹ (until September 2023). The CH-SUR surveillance system was intended to
86 enable Swiss health authorities to monitor epidemiological trends in hospitalised COVID-19 and influenza
87 patients across Switzerland, to quantify the disease burden among hospitalised patients and to assess healthcare
88 demands, thereby guiding the broader public health response to influenza and COVID-19, respectively. To
89 ensure that CH-SUR is meeting these stated objectives, an evaluation of CH-SUR was initiated by HUG, ISG, and
90 FOPH. The aim of this study is to evaluate the CH-SUR surveillance system using both quantitative and
91 qualitative approaches.

92 **Methods**

93 Study design

94 We conducted a retrospective quantitative and qualitative evaluation of the nationwide hospital-based
95 surveillance system for influenza and COVID-19 in Switzerland from 1 December 2018 to 17 October 2023.

96

97 Case definitions

98 All patients admitted to one of the participating centres for more than 24 hours and who had a laboratory-
99 confirmed influenza virus infection or laboratory-confirmed or clinically diagnosed SARS-CoV-2 infection were
100 included in CH-SUR. Patients who were seen in outpatient settings, or who were hospitalised for less than 24
101 hours were not included in CH-SUR. Within CH-SUR, cases were categorised as ‘nosocomial’ if a patient tested
102 positive for influenza virus three days or more after hospital admission, or for SARS-CoV-2 five days or more
103 after hospital admission. Cases transferred from other institutions were also considered as nosocomial cases.

104

105 Influenza cases were categorized by seasons, while COVID-19 cases were categorised by nine distinct phases,
106 determined by the epidemiology and/or variant circulation during the pandemic: 1) Spring wave 2020 (24
107 February 2020 to 7 June 2020), 2) Fall/winter wave 2020 (8 June 2020 to 14 February 2021), 3) Alpha wave (15
108 February 2021 to 20 June 2021), 4) Delta wave (21 June 2021 to 19 December 2021), 5) BA.1 (Omicron) wave (20
109 December 2021 to 28 February 2022), 6) BA.2 (Omicron) wave (1 March 2022 to 5 June 2022), 7) BA.5 (Omicron)
110 wave (6 June 2022 to 14 November 2022), 8) BQ.1 (Omicron) wave (15 November 2022 to 11 February 2023),
111 and 9) XBB wave (12 February 2023 to 17 December 2023). The classification of SARS-CoV-2 variants was based
112 on genomic sequencing data from Switzerland submitted to the Global Initiative on Sharing All Influenza Data
113 (GISAID).¹⁰

114

115 Data entry and validation

116 The CH-SUR surveillance system involved multiple stakeholders (Supplementary Figure S2), including FOPH, ISG,
117 the clinical research centre (CRC) of HUG and up to 20 hospitals across Switzerland. CH-SUR operated under the
118 aegis of FOPH, which functioned as sponsor and project manager. Each of the participating centres had a
119 principal investigator (PI). The PIs were responsible for the implementation of the surveillance system in their
120 institution, as well as the collection and the quality of data; data collection was mostly performed by research
121 nurses in each institution. ISG centralised data from CRFs for processing, evaluation and reporting. The ISG and
122 the HUG CRC ensured the maintenance of the database, with HUG CRC also ensuring the hosting and security of
123 the collected data.

124 All participating centres were required to complete an electronic CRF for all patients meeting the case
125 definitions above. The CH-SUR CRF had six components: inclusion criteria, demographic information, case-
126 related information, hospital admission data and clinical data throughout the course of the patient's
127 hospitalisation, including treatments received, admission to intensive or intermediate care units (ICU/IMCU) and
128 outcome information. The CH-SUR codebook (version 2023) used during the data extraction is provided in the
129 supplementary material (Supplementary File 1). The target for the time between patient admission to hospital
130 (or positive test for nosocomial cases) and CH-SUR data entry for admission related information was 48 to 72
131 hours and the target for time to completion of data entry was 14 days. These targets were set by FOPH at the
132 establishment of CH-SUR in 2018. The electronic CRF included internal consistency checks and pop-up messages
133 for incomplete data entry. There was also a distinction between "Unknown" (information not available) and
134 "NA" (missing data).

135

136 Data extraction

137 For all influenza and COVID-19 cases in the CH-SUR database during the study period, we extracted the following
138 variables: hospital admission date, date of positive influenza/SARS-CoV-2 test; COVID-19 or influenza vaccination
139 information; ICU or IMCU admission data; outcome (in-hospital death, discharge alive). For COVID-19, the reason
140 for hospitalisation (because of COVID-19 or with COVID-19) was introduced into the questionnaire in December
141 2021 "Because of COVID-19" referred to patients hospitalized primarily due to symptoms caused by COVID-19 or
142 chronic conditions exacerbated by the virus, such as COPD or cardiac decompensation during infection. "With
143 COVID-19" denoted patients hospitalized for reasons deemed to be unrelated to COVID-19 by the investigators
144 but were SARS-CoV-2 test positive during their stay, for example hospitalisation for surgical procedures or
145 infections other than SARS-CoV-2; this variable was also included in the data extraction. We also extracted data
146 on the completeness of each of the six components of the CRF (Supplementary File 1).

147

148 Qualitative assessment

149 We conducted a *REDCap* survey among CH-SUR stakeholders (CH-SUR PIs, research nurses, data
150 scientists/researchers, FOPH/ISG coordinators). These four groups supported the following CH-SUR activities:
151 implementation of the surveillance system in participating centres, data collection, data quality assessments,
152 clinical interpretation, reporting and coordination of the surveillance system. The survey questionnaire was
153 designed to assess multiple dimensions of the CH-SUR project, including perceived importance, relevance,
154 understanding and adaptability. A total of 67 questions were structured to elicit responses regarding the
155 stakeholders' perception of these aspects in relation to the surveillance system. Twenty-four open-ended
156 questions were also included to allow participants to provide additional comments or suggestions. The full
157 survey is provided in the supplementary material (see Supplementary File 2).

158

159

160 Analyses

161 We described all influenza and COVID-19 cases in the CH-SUR database during the study period. We expressed
162 continuous variables as median and interquartile range, and categorical variables were expressed as counts and
163 percentages. Pearson's Chi-squared test or the Wilcoxon rank sum tests were used, using a significance
164 threshold set at 0.05.

165

166 We assessed the delay to case entry in CH-SUR, defined as the time from hospital admission (or as the time from
167 positive influenza/SARS-CoV-2 test for nosocomial infections) to date of data entry in CH-SUR. We also assessed
168 the completeness of each of the extracted variables, calculated as the proportion of non-missing data for each of
169 the extracted variables among all cases in the database. For COVID-19 cases, we assessed the completeness of
170 data across the nine periods of the pandemic, described across different COVID-19 waves; for influenza we
171 looked at the past five seasons.

172

173 For the analysis of the qualitative survey, answers to the perceived importance, relevance, understanding and
174 adaptability of CH-SUR system were expressed as counts and percentages, and by group of stakeholders (PI,
175 research nurses, data scientists/researchers, coordinator/project managers). The responses to the open-ended
176 questions were analysed using natural language processing algorithms to identify keywords^{11,12}. These words
177 were then visualised using a word cloud, with the size of each word reflecting its frequency in the responses.
178 This approach allowed for a visual representation of the prominent themes and concerns expressed by the
179 participants. In addition, a classic qualitative content analysis (QCA)¹³ was conducted on the open-ended
180 responses. The responses were carefully reviewed and categorised into relevant themes and sub-themes. These
181 themes were then analysed and interpreted to identify common patterns, recurring topics, and any noteworthy
182 insights provided by the participants. All analyses were performed using R version 4.2.1¹⁴.

183

184 Ethical considerations

185 The CH-SUR system was approved by the Ethics Committee of the Canton of Geneva, Switzerland (CCER 2018–
186 00577, and CCER 2020–00827). Data collection was also approved by all local ethics committees. For the
187 qualitative survey, all participants were informed about the purpose of the survey, the voluntary nature of their
188 participation, and the confidentiality of their responses.

189

190 **Results**

191 Quantitative evaluation of CH-SUR

192 Between November 2018 and October 2023, 7,375 cases of influenza were reported to the nationwide CH-SUR
193 surveillance system; between March 2020 and October 2023, 49,235 cases of COVID-19 were reported.
194 Characteristics of influenza and COVID-19 patients are described in Table 1. The table shows that COVID-19
195 patients had a higher proportion of in-hospital mortality (10%) compared to influenza patients (4%), however
196 the COVID-19 case fatality rate decreased over time. Figure 1A shows the cases of influenza reported to CH-SUR
197 for the past five seasons; Figure 1B illustrates the number of COVID-19 cases reported to CH-SUR throughout the
198 duration of the pandemic. For influenza, the 2020/2021 was notable for the near absence of cases reported to
199 CH-SUR, reflecting the impact of infection control and public health measures for COVID-19 on influenza virus
200 circulation.

201
202 Figure 2 shows the time from hospital admission (or positive influenza /SARS-CoV-2 test for nosocomial
203 infections) to CH-SUR data entry for influenza patients and COVID-19 patients. The median time to case entry for
204 influenza throughout the monitoring period was low (3-8 days from admission, Figure 2A), although the absolute
205 number of influenza cases was also lower as compared to COVID-19. For COVID-19, the median time from
206 admission to case entry in CH-SUR was 5 (IQR:2-23) days and was highest during the initial COVID-19 waves in
207 2020.

208
209 While missing data for vaccination status was low (ranging from 0 to 2.2% of NAs), there was a high percentage
210 of “Unknown” vaccination status, up to 44% in the last period considered. Higher completeness was observed
211 for variables such as comorbidities, intermediate care or intensive care stay, ranging from 0% to 8.6% of NAs
212 (Figures 3A and 3B). The median percentage of complete data was 99.4% across all time intervals and
213 considered variables. With respect to completeness of the components of the CRF, clinical data, including
214 outcome information had the highest proportion of incompleteness (15%) during the last period (Omicron XBB
215 wave onwards), although this likely reflects the fact that patients may have remained hospitalised at the time of
216 the data extraction. Taken together, the time required for data entry and the completeness of the data both
217 improved progressively over time (Figure 2 and 3).

218 219 Qualitative evaluation of CH-SUR

220 The qualitative survey on CH-SUR was conducted between 1 February 2023 and 1 April 2023. Forty-seven
221 participants responded (Supplementary Figure S3): 13 PIs, 24 study nurses, 6 data scientists/researchers, 4
222 coordinators/project managers. Most PIs (9/13; 69%) and researchers (5/6; 83%) had been working with the CH-
223 SUR system for more than 2 years. About 40% of nurses had involved in the CH-SUR system for 1 to 2 years
224 (10/24; 41.6%) or more than 2 years (9/24; 37.5%), respectively.

225 Most CH-SUR stakeholders who participated in the survey judged CH-SUR to be important and relevant; most
226 participants expressed a good or excellent understanding of the system and found it reliable and adaptable to
227 the needs of each respective centre (Figure 4). CH-SUR PIs largely expressed support for expanding CH-SUR to
228 respiratory syncytial virus (RSV) (76.9%) and other diseases (53%). However, they were largely unsupportive
229 (85%) of an expansion of the CH-SUR CRF to include other variables.

230 The survey responses on nurse practice and response timeliness of CH-SUR (Supplementary Figure 4) revealed
231 both strengths in training and follow-up practices, and areas for improvement in response timeliness and
232 efficiency.

233 The open-ended questions of the survey identified several challenges faced by CH-SUR stakeholders. The first
234 related to personnel and the ability to hire nurses to enter data into the CH-SUR system, as well as collaborators
235 having to work overtime, particularly during the early stages of the COVID-19 pandemic. This was closely linked
236 to financial challenges in resource allocation and budgeting for CH-SUR activities. CH-SUR stakeholders reported
237 challenges related to the electronic CRF, including pop-up messages, violation rules, and potential issues with
238 missing or incorrect values. The automation of data entry within the CRF also presented a substantial challenge
239 as only some of the larger institutions had the capacity to partially automate the extraction of some of the
240 variables from patients' electronic health records. The text mining and word cloud analysis of responses to the
241 open-ended questions in the survey showed that CH-SUR is centred on "data" and "cases". Among frequently
242 cited themes, we observed the terms "nurses", "weekly", "report" as well "automation", "COVID-19",
243 "surveillance", "data quality", "manpower", and "workload" (Supplementary Figure 5).

244

245 **Discussion**

246 We conducted a quantitative evaluation of the nationwide hospital-based surveillance for influenza and COVID-
247 19 in Switzerland from November 2018 to October 2023. In addition, we conducted a qualitative survey in
248 Spring 2023. Initially established for surveillance of influenza, the expanded surveillance system has enabled
249 Swiss health authorities to monitor epidemiological trends in hospitalised influenza and COVID-19 patients
250 across Switzerland, to quantify the respective disease burden and to assess healthcare demands over time.

251

252 Within one month of the report of the first confirmed case of COVID-19 in Switzerland, the surveillance system
253 was expanded to include what was then a novel respiratory disease. This demonstrates the importance of an
254 established network with an agile, adaptable surveillance system and motivated participating hospitals to
255 include other diseases beyond the initial intention. Further expansion of CH-SUR to include RSV, for example,
256 may be considered in the future. In terms of preparedness for future pandemics, it also demonstrates the time
257 and resource advantages of adapting existing surveillance systems, rather than having to establish a *de novo*

It is made available under a [CC-BY 4.0 International license](#) .

258 surveillance system ¹⁵. The flexibility of the system was also demonstrated by its ability to capture COVID-19
259 vaccination details as COVID-19 vaccines were introduced, and COVID-19 treatments as different therapeutics
260 were either repurposed to treat COVID-19 or developed specifically for COVID-19 ¹⁶. The three-fold increase in
261 the number of participating centres after the onset of the pandemic is a testament to the system's efficiency
262 and its ability to be implemented across healthcare settings: tertiary and non-tertiary care settings; adult and
263 paediatric settings. Completeness and timeliness are two additional indicators of the quality of the surveillance
264 system. Our quantitative analyses demonstrated a high level of completeness for variables within the CRF and
265 timely reporting of cases throughout most of the pandemic.

266
267 Beyond the primary public health objectives of the surveillance system, the collection of data on hospitalised
268 patients also allowed important scientific questions to be addressed. This included identifying risk factors for
269 severe COVID-19 outcomes ¹⁷; an evaluation of COVID-19 mortality over time ¹⁸; a comparison of clinical
270 outcomes among community-acquired influenza and COVID-19 and a comparison of community acquired and
271 healthcare-associated COVID-19 ^{19,20}. Our qualitative evaluation of the CH-SUR surveillance system provided
272 further insights from CH-SUR stakeholders. It highlighted that the expansion of the surveillance system to a
273 novel disease was not without notable challenges ²¹. One difficulty stemmed from the absolute number of
274 COVID-19 cases requiring hospital-level care at each of the participating centres especially during the first
275 pandemic phase was extremely high, and the increased scale and speed with which data needed to be reported.
276 Although not directly shown in our analysis, it has been shown that the protracted nature of the COVID-19
277 pandemic has led to burnout among nurses and other healthcare workers due to overtime work, lack of
278 holidays, and understaffing ^{22,23,24}. This underscores the need for strategic human resource planning and
279 sufficient financial resources to ensure the surveillance system can achieve its stated objectives. Future cost-
280 effectiveness analyses of CH-SUR may also help to 'right-size' the surveillance system.

281
282 Data entry for CH-SUR currently relies on study nurses retrieving data from patients' (mostly computerised)
283 medical files and manually entering these data into the CRF. Unlike centralised systems in other countries, such
284 as France, Australia and New Zealand ²⁵, each centre participating in CH-SUR has its own system for managing
285 patients' medical data. In alignment with the digitalisation strategy and automatization of surveillance led by
286 Swissnoso and FOPH, automating data extraction and management may address some of the challenges
287 identified through our evaluation. This would not resolve the need for careful interpretation and clinical
288 judgement of some data, and there would be a challenge in ensuring interoperability between different systems
289 and databases. However, pilot studies on automated surveillance are ongoing in Switzerland, and CH-SUR may
290 be able to benefit from the technological advances used in these initiatives. The FAIR (Findable, Accessible,
291 Interoperable, Reusable) principles' application to biomedical databases is instrumental in enhancing the value

292 and utility of data ²⁶ and it would be important to ensure that any automated CH-SUR system adheres to these
293 principles.

294

295 This study has some limitations. First, the true number of hospitalised influenza and COVID-19 cases not
296 reported to CH-SUR remains unknown, potentially affecting the accuracy of the findings. Further, the qualitative
297 assessment was based on a convenience sample, which may not be representative of all CH-SUR stakeholders,
298 thus limiting the generalizability of the results. These factors collectively highlight the need for caution in
299 interpreting the outcomes of this analysis.

300

301 **Conclusions and perspectives**

302 Overall, the nationwide hospital-based surveillance for influenza was successfully adapted to COVID-19 ²⁷ and
303 has provided important, actionable information on epidemiological trends in hospitalised patients across
304 Switzerland. This system has been instrumental in understanding the disease burden among hospitalised
305 patients and healthcare demand, serving as a crucial resource for guiding evidence-based public health decisions
306 and preparing the Swiss health system for future respiratory virus outbreaks. Our evaluation highlighted the
307 significance and relevance of this system among CH-SUR stakeholders, with identified challenges serving as
308 opportunities for improvement towards a sustainable and efficient respiratory disease surveillance system in
309 Switzerland.

310 Starting in January 2024, significant changes were implemented in the CH-SUR system. Throughout the
311 pandemic, the system had been financed through temporary credits by FOPH, which were significantly reduced
312 in 2024. The network was thus first reduced to six hospitals from January 2024 and discontinued on 1
313 September 2024, due to financial constraints. Looking ahead, further developments in collection capabilities
314 through increased automation for a future national hospital surveillance system are recommended. This
315 includes the implementation of the CH-SUR statistics on the Infectious Disease Dashboard of the FOPH and the
316 extension of surveillance to other diseases, such as RSV. These advancements aim to enhance surveillance
317 sustainability and resilience, and data accuracy and accessibility, providing comprehensive insights into multiple
318 infectious diseases. The implementation of automated processes and user-friendly dashboards will facilitate
319 real-time monitoring and analysis, ultimately strengthening public health surveillance and response strategies.
320 By embracing these innovations, Switzerland can ensure a robust and adaptable surveillance system capable of
321 addressing current and future public health challenges ²⁸.

322

323 **Acknowledgements** We would like to thank the members of the CH-SUR collaborative network who helped conduct the
324 study in each of the study sites. In particular, Mohamed Abbas, Jason Toko, Daniel Texiera, Michèle Steiner, Marianne

325 Rousseau-Schadegg, Anne-Flore Combaz, Audrey Aymon, Carlo Balmelli, Manuel Battegay, Christoph Berger, Sara Bernhard-
326 Stirnemann, Elfriede Berwarth, Julia Bielicki, Michael Büttcher, Alexia Cusini, Lauro Damonti, Philipp Kaiser, Stefan Keller,
327 Henrik Köhler, Elia Lo Priore, Yvonne Nussbaumer, Matthaïos Papadimitriou, Felix Reichlin, Thomas Riedel, Susanne
328 Rüfenacht, Hanna Schmid, Markus Schneemann, Laurence Senn, Reto Stocker, Nicolas Troillet, Sarah Tschudin-Sutter, Cathy
329 Voide, Danielle Vuichard Gysin, Konstanze Zoehrer, Franziska Zucol. We would also like to thank Céline Gardiol and Jasmin
330 Vonlanthen, Ornella Luminati, Carolina Agop Nersesian, Carla Grolimund, Fabienne Krauer, Mirjam Mäusezahl, and Katrin
331 Schneider from the Federal Office of Public Health of Switzerland and Maroussia Roelens, and Amaury Thiabaud from the
332 University of Geneva. We acknowledge the contributions of the Clinical Research Center, Geneva University Hospitals and
333 Faculty of Medicine, Geneva. We acknowledge that this study was made possible through the funding and supervision
334 provided by FOPH and the Swiss National Science Foundation (grant no 31CA30_196270).

335 .

336

337 **References**

- 338 1. Abbas M, Zhu N, Mookerjee S, et al. Hospital-onset COVID-19 infection surveillance systems: a systematic review.
339 *Journal of Hospital Infection*. 2021;115:44-50.
- 340 2. Marcenac P, McCarron M, Davis W, et al. Leveraging international influenza surveillance systems and programs
341 during the COVID-19 pandemic. *Emerging infectious diseases*. 2022;28(Suppl 1):S26.
- 342 3. Fougerolles de, Damm O, Ansaldi F, et al. National influenza surveillance systems in five European countries: a
343 qualitative comparative framework based on WHO guidance. *BMC Public Health*. 2022;22(1):1-13.
- 344 4. Quiros-Gonzalez V, Rodriguez-Perez P, Haro-Perez AM, Jimenez-Rodriguez MM, Maderuelo-Fernandez J Angel,
345 Eiros JM. Real-time surveillance systems: applicability for the control of influenza in acute care. *Influenza and other
346 respiratory viruses*. 2020;14(3):331-339.
- 347 5. Harris PA and T Robert, Thielke R, Payne J, Gonzalez N, Conde JG. Research electronic data capture (REDCap)—a
348 metadata-driven methodology and workflow process for providing translational research informatics support. *Journal of
349 biomedical informatics*. 2009;42(2):377-381.
- 350 6. New Coronavirus 2019-nCoV: first confirmed case in Switzerland. Accessed June 5, 2024.
351 <https://www.bag.admin.ch/bag/en/home/das-bag/aktuell/medienmitteilungen.msg-id-78233.html>
- 352 7. Sousa M, Roelens M, Fricker B, et al. Risk factors for severe outcomes for COVID-19 patients hospitalised in
353 Switzerland during the first pandemic wave, February to August 2020: prospective observational cohort study. *Swiss
354 medical weekly*. 2021;151:w20547.
- 355 8. Thiabaud A, Iten A, Balmelli C, et al. Cohort profile: SARS-CoV-2/COVID-19 hospitalised patients in Switzerland.
356 *Swiss medical weekly*. 2021;151:w20475.
- 357 9. Swiss Federal office of public health. Monthly COVID-19 situation in Switzerland. Published online June 2023.
- 358 10. Shu Y, McCauley J. GISAID: Global initiative on sharing all influenza data – from vision to reality. *Eurosurveillance*.
359 2017;22(13). doi:10.2807/1560-7917.es.2017.22.13.30494
- 360 11. Fellows I. *Wordcloud: Word Clouds.*; 2018. <https://CRAN.R-project.org/package=wordcloud>
- 361 12. Feinerer I, Hornik K, Meyer D. Text Mining Infrastructure in R. *Journal of Statistical Software*. 2008;25(5):1-54.

362 doi:10.18637/jss.v025.i05

- 363 13. Schreier M. Qualitative Content Analysis. In: *The SAGE Handbook of Qualitative Data Analysis*. SAGE
364 Publications, Inc.; 2014:170-183. Accessed June 5, 2024. <http://dx.doi.org/10.4135/9781446282243.n12>
- 365 14. Team RC. *R: A Language and Environment for Statistical Computing*. R Foundation for Statistical Computing; 2023.
366 <https://www.R-project.org/>
- 367 15. Ricks PM, Njie GJ, Dawood FS, et al. Lessons learned from CDC's global COVID-19 Early Warning and Response
368 Surveillance system. *Emerging Infectious Diseases*. 2022;28(Suppl 1):S8.
- 369 16. Estill J, Venkova-Marchevska P, Günthard HF, et al. Treatment effect of remdesivir on the mortality of hospitalised
370 COVID-19 patients in Switzerland across different patient groups: a tree-based model analysis. *Swiss Medical Weekly*.
371 2023;153(8):40095. doi:10.57187/smw.2023.40095
- 372 17. Frohlich GM, Kraker D, Abbas M, et al. Hospital outcomes of community-acquired COVID-19 versus influenza:
373 Insights from the Swiss hospital-based surveillance of influenza and COVID-19. *Eurosurveillance*. 2022;27(1):2001848.
- 374 18. Roelens M, Martin A, Friker B, et al. Evolution of COVID-19 mortality over time: results from the Swiss hospital
375 surveillance system (CH-SUR). *medRxiv*. Published online 2021:2021-09.
- 376 19. Portmann L, Kraker de, Frohlich G, et al. Hospital Outcomes of Community-Acquired SARS-CoV-2 Omicron Variant
377 Infection Compared With Influenza Infection in Switzerland. *JAMA Network Open*. 2023;6(2):e2255599-e2255599.
- 378 20. Grant RL, Sauser J, Atkinson A, et al. Comparison of clinical outcomes over time of inpatients with healthcare-
379 associated or community-acquired coronavirus disease 2019 (COVID-19): A multicenter, prospective cohort study. *Infection
380 Control & Hospital Epidemiology*. 2023;45(1):75-81. doi:10.1017/ice.2023.143
- 381 21. Bloom DE, Cadarette D. Strengthening the Global Response to Infectious Disease Threats in the Twenty-First
382 Century, with a COVID-19 Epilogue. In: *Global Health*. Cambridge University Press; 2021:51-75. Accessed June 13, 2024.
383 <http://dx.doi.org/10.1017/9781108692137.004>
- 384 22. Sullivan D, Sullivan V, Weatherspoon D, Frazer C. Comparison of nurse burnout, before and during the COVID-19
385 pandemic. *Nursing Clinics*. 2022;57(1):79-99.
- 386 23. Lasater KB, Aiken LH, Sloane DM, et al. Chronic hospital nurse understaffing meets COVID-19: an observational
387 study. *BMJ Quality & Safety*. 2021;30(8):639-647.
- 388 24. Rivas N, Lopez M, Castro MJ, et al. Analysis of burnout syndrome and resilience in nurses throughout the COVID-19
389 pandemic: a cross-sectional study. *International journal of environmental research and public health*. 2021;18(19):10470.
- 390 25. Lee J, Park YT, Park YR, Lee JH. Review of National-Level Personal Health Records in Advanced Countries.
391 *Healthcare Informatics Research*. 2021;27(2):102-109. doi:10.4258/hir.2021.27.2.102
- 392 26. Queralt-Rosinach N, Kaliyaperumal R, Bernabe CH, et al. Applying the FAIR principles to data in a hospital:
393 challenges and opportunities in a pandemic. *Journal of biomedical semantics*. 2022;13(1):1-19.
- 394 27. World Health Organization, others. *WHO Consultation to Adapt Influenza Sentinel Surveillance Systems to Include
395 COVID-19 Virological Surveillance: Virtual Meeting, 6--8 October 2020*. World Health Organization; 2022.
- 396 28. World Health Organization, others. *COVID-19 Strategic Preparedness and Response Plan: Monitoring and
397 Evaluation Framework, 11 May 2021*. World Health Organization; 2021.

398 **Tables**

399

400 **Table 1.** Characteristics of influenza (n=7'375) and COVID-19 (n=49'235) patients reported through the nationwide hospital-
 401 based surveillance system in Switzerland between 1 November 2018 and 17 October 2023. Counts and percentages are
 402 shown for categorical variables, while medians and quartiles are given for continuous variables.

Characteristic	COVID-19, N = 49,235	Influenza, N = 7,375	p-value
Gender			<0.001
Male	26,754 (54%)	3,695 (50%)	
Female	22,481 (46%)	3,680 (50%)	
Death			<0.001
Yes	5,039 (10%)	295 (4.0%)	
No	43,705 (90%)	7,051 (96%)	
Age [years]	72 (55, 82)	67 (32, 80)	<0.001
BMI [kg/m²]	25 (22, 29)	24 (20, 28)	<0.001
Complications			0.007
No	16,909 (35.6%)	2,674 (37%)	
Yes	29,986 (64%)	4,480 (62.4%)	
Unknown	182 (0.4%)	41 (0.6%)	
Comorbidity	38,325 (81%)	5,204 (72%)	<0.001
Vaccination received*			0.8
No	26,838 (55%)	1,618 (22%)	
Yes	14,619 (30%)	446 (6.1%)	
Unknown	7,397 (15%)	5,200 (72%)	
Intermediate care stay			<0.001
No	43,468 (92.1%)	4,292 (94%)	
Yes	3,702 (7.8%)	279 (6%)	
Unknown	12 (0.1%)	0 (0%)	
Intensive care stay			<0.001
No	41,194 (86.9%)	6,479 (90%)	
Yes	5,889 (13%)	703 (9.9%)	
Unknown	7 (0.1%)	9 (0.1%)	
Case classification			>0.9
Community acquired	39,311 (80%)	6,091 (83%)	
Nosocomial from this hospital**	7,487 (15%)	1,095 (14.5%)	
Nosocomial from another institution	1,894 (3.8%)	149 (2.0%)	
Unknown	529 (1.2%)	40 (0.5%)	
Delay***	5 (2, 23)	4 (2, 15)	<0.001

403

404 * COVID-19: one or more doses; influenza: for the current season

405 ** Sample collected >3 days after hospital admission for influenza; >5 days for COVID-19

406 *** only computed on community acquired cases

407

408

409

410 **Figure Legends**

411

412 **Figure 1.** Cases of influenza (A) and COVID-19 (B) reported through the nationwide hospital-based
413 surveillance system in Switzerland between November 2018 and October 2023. The colours in (A)
414 correspond to the respective influenza season; the colours in (B) correspond to the nine different time
415 periods across the COVID-19 pandemic.

416

417 **Figure 2.** Time from hospital admission (or a positive influenza test/SARS-CoV-2 test for hospital
418 acquired infection) to CH-SUR data entry for influenza patients (A) and COVID-19 patients (B). Each box
419 shows the median and IQR in days. For influenza, the data are shown by influenza season; for COVID-
420 19, the data are shown by nine different time periods across the COVID-19 pandemic. As a reminder:
421 Spring wave 2020 (24 February 2020 to 7 June 2020), 2) Fall/winter wave 2020 (8 June 2020 to 14
422 February 2021), 3) Alpha wave (15 February 2021 to 20 June 2021), 4) Delta wave (21 June 2021 to 19
423 December 2021), 5) BA.1 (Omicron) wave (20 December 2021 to 28 February 2022), 6) BA.2 (Omicron)
424 wave (1 March 2022 to 5 June 2022), 7) BA.5 (Omicron) wave (6 June 2022 to 14 November 2022), 8)
425 BQ.1 (Omicron) wave (15 November 2022 to 11 February 2023), and 9) XBB wave onwards (12
426 February 2023 to 17 December 2023).

427

428 **Figure 3.** Completeness of data in CH-SUR for influenza (A-B) and COVID-19 patients (C-D). The left
429 panel shows the completeness of the following variables: death, ICU/IMCU stay, comorbidity,
430 complication, reason for admission “because” or “with” COVID-19 and the classification between
431 nosocomial or community acquired, and vaccination; the right panel shows the completeness of the
432 *REDCap* CRF components.

433 **Figure 4.** Survey Assessment of CH-SUR Features and Extensions completed by CH-SUR stakeholders.
434 This figure depicts participant responses regarding various aspects of CH-SUR: (A) Perceived
435 importance of CH-SUR (N=45). (B) Perceived reliability of CH-SUR(N=45). (C) Adaptability of CH-SUR in
436 different contexts (N=45). (D) Ease of use of CH-SUR (N=45). (E) Interest in adding Respiratory Syncytial
437 Virus (RSV) monitoring to CH-SUR (N=13). (F) Interest in including monitoring for other diseases in CH-
438 SUR (N=19). Each pie chart represents the distribution of participant opinions on the specified feature
439 or potential extension of CH-SUR.

440 **Overview and evaluation of a nationwide hospital-based surveillance**
441 **system for Influenza and COVID-19 in Switzerland (CH-SUR)**
442

443 **Supplementary material**

444 Supplementary file 1: CH-SUR case report form and codebook, version 2023.

445 Supplementary file 2: CH-SUR evaluation survey

446

447

448 **Supplementary Figure 1.** Map of CH-SUR Hospital partners over Switzerland., KSSG - Kantonsspital St.
449 Gallen, HUG - Hôpitaux Universitaires de Genève, UKBB - Universitäts-Kinderspital Basel (University
450 Children's Hospital Basel), LUKS - Luzerner Kantonsspital, KISPI USZ - Kinderspital Zürich (University
451 Children's Hospital Zurich), PED KSW - Kinderspital Winterthur (Children's Hospital Winterthur), EOC -
452 Ente Ospedaliero Cantonale (Cantonal Hospital Organization), PED HFR - Pédiatrie Hôpital fribourgeois
453 (Pediatrics, Fribourg Cantonal Hospital), PED OKS - Pédiatrie Ospedale cantonale di San Gallo
454 (Pediatrics, Cantonal Hospital of St. Gallen), HVS - Hôpital du Valais, STGAG - Spital Thurgau AG, USZ -
455 Universitätsspital Zürich (University Hospital Zurich), CHUV - Centre Hospitalier Universitaire Vaudois,
456 USB - Universitätsspital Basel (University Hospital Basel), SSH - Spitäler Schaffhausen, Hirslanden LU -
457 Hirslanden Klinik St. Anna Luzern, INSEL - Inselspital (University Hospital of Bern)

458

459

460 **Supplementary Figure 2.** Organisation of nationwide hospital-based surveillance system for influenza
461 and COVID-19 in Switzerland (CH-SUR). FOPH: Federal Office of Public Health; ISG: Institut de Santé
462 Globale, Université de Genève; CRC: Centre de recherche clinique, Geneva University Hospitals; CRF:
463 Case report form

464 * As of 2024, several tasks were internalised at the FOPH, including reporting and data science
465 functions.

466

467 **Supplementary Figure 3.** Roles within CH-SUR (A) and duration of collaboration (B) among qualitative
468 survey participants CH-SUR.

469 **Supplementary Figure 4.** Survey responses on nurse's practices and response timeliness. (A) Additional
470 training of nurses (N=34). (B) General satisfaction with response timeliness from CH-SUR (N=10). (C)
471 Case follow-up practices by nurses (N=33). (D) Specific timeframes for CH-SUR responses (N=10). (E):
472 Change of work habits by nurses (N=33). (F) Assessment of the efficiency of CH-SUR's work processes
473 (N=9).

It is made available under a [CC-BY 4.0 International license](#) .

474 **Supplementary Figure 5.** Results of text mining and word cloud analysis of open-ended questions in
475 CH-SUR survey. The size of the words is proportional to the occurrence of the word in the respondents'
476 answers.

477

478

479

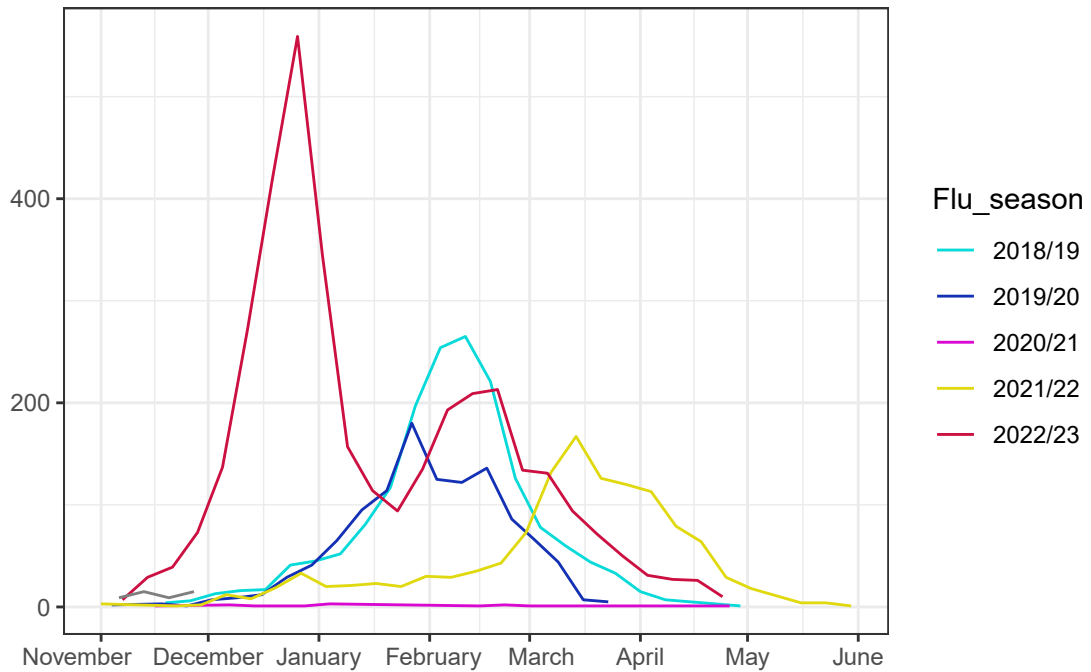
480

Figure 1

medRxiv preprint doi: <https://doi.org/10.1101/2024.09.18.24313869>; this version posted September 20, 2024. The copyright holder for this preprint (which was not certified by peer review) is the author/funder, who has granted medRxiv a license to display the preprint in perpetuity.

A

It is made available under a [CC-BY 4.0 International license](https://creativecommons.org/licenses/by/4.0/) .
Hospitalised influenza cases per season in CH-SUR



B

Hospitalised COVID-19 cases over time in CH-SUR

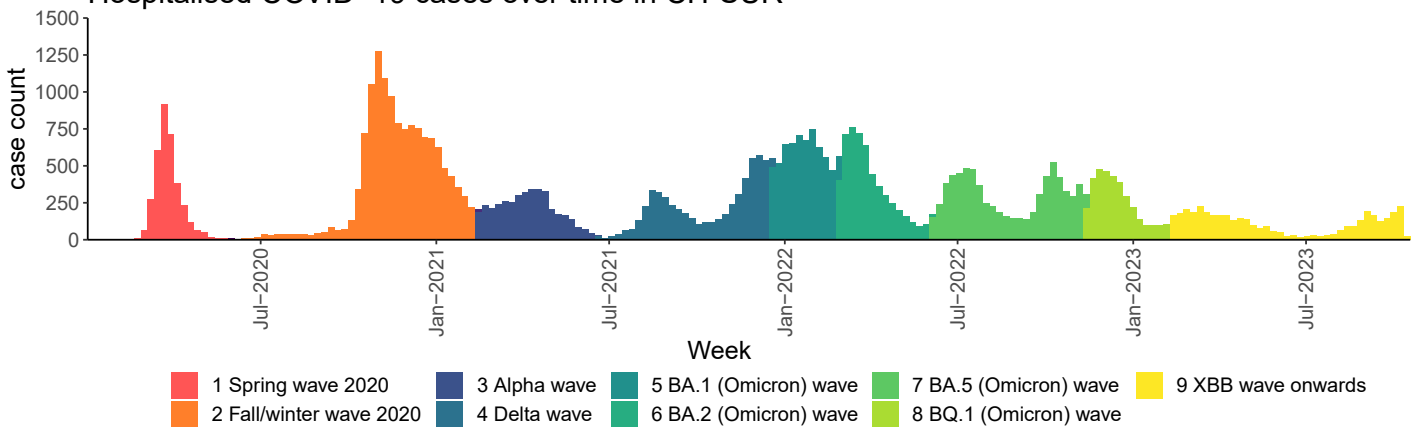


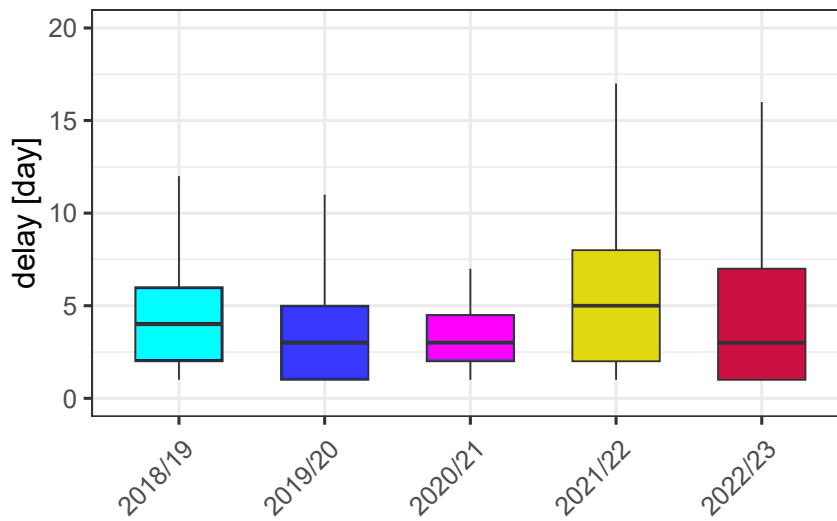
Figure 2

medRxiv preprint doi: <https://doi.org/10.1101/2024.09.18.24313869>; this version posted September 20, 2024. The copyright holder for this preprint (which was not certified by peer review) is the author/funder, who has granted medRxiv a license to display the preprint in perpetuity.

It is made available under a [CC-BY 4.0 International license](https://creativecommons.org/licenses/by/4.0/).

A

Delay in influenza cases entry in CH-SUR



B

Delay in COVID-19 cases entry in CH-SUR

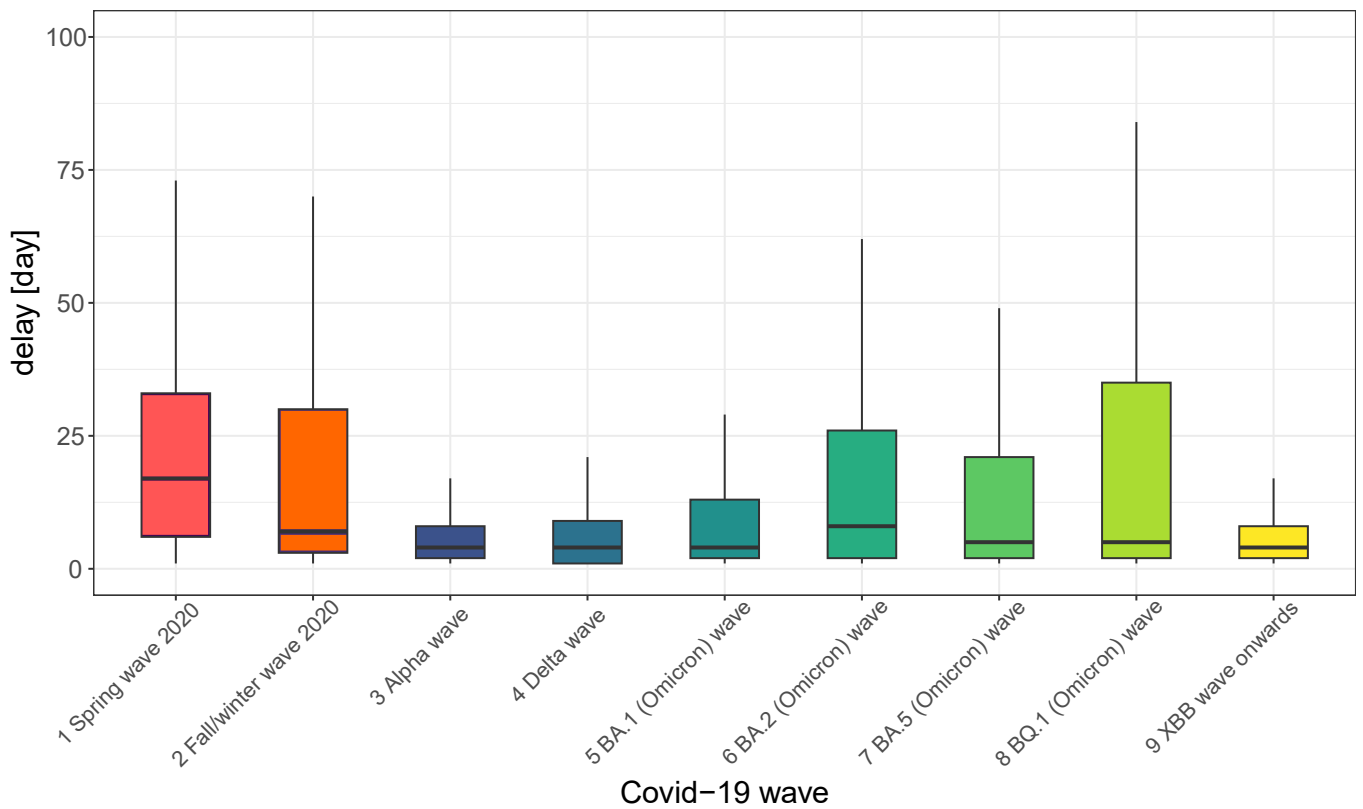
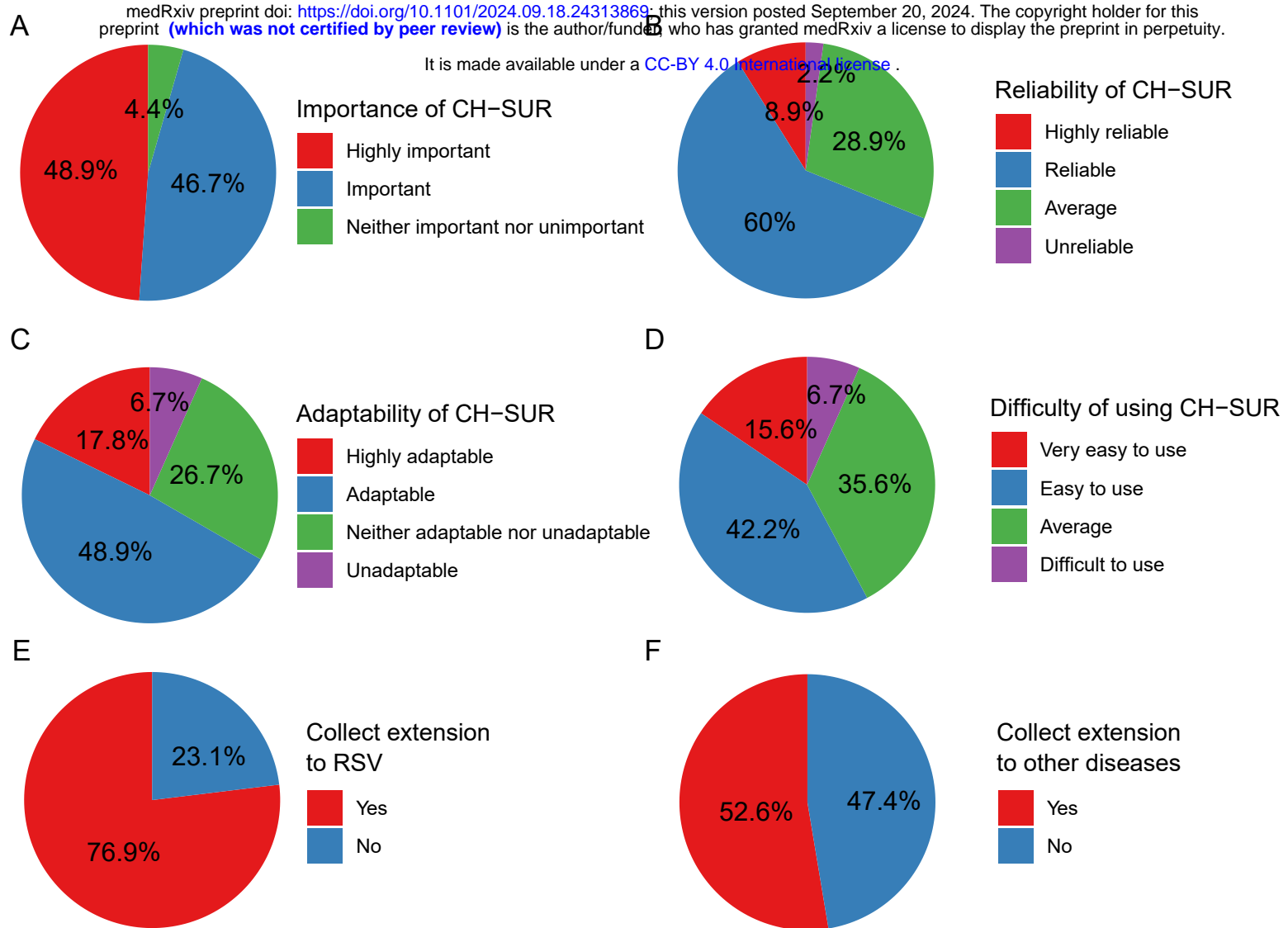


Figure4

medRxiv preprint doi: <https://doi.org/10.1101/2024.09.18.24313869>; this version posted September 20, 2024. The copyright holder for this preprint (which was not certified by peer review) is the author/funder, who has granted medRxiv a license to display the preprint in perpetuity.

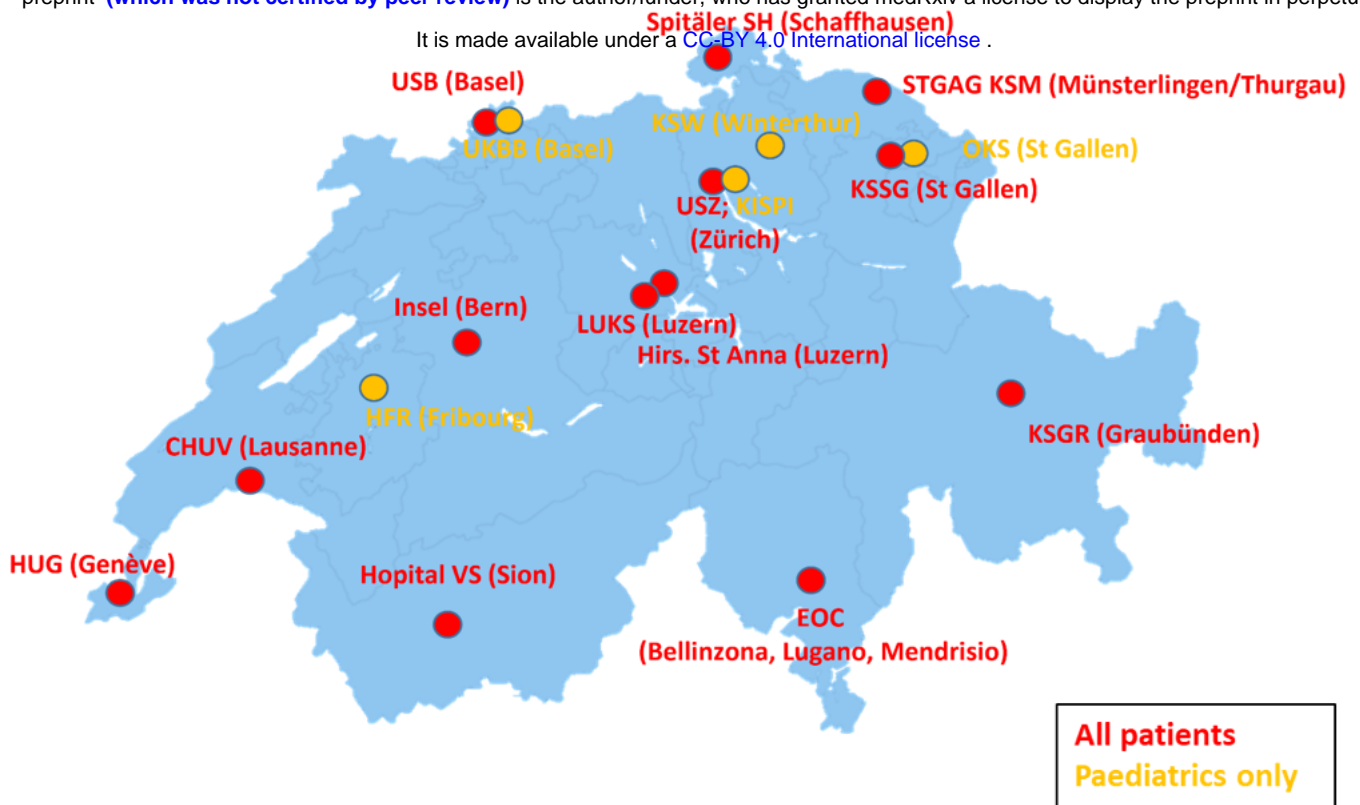
It is made available under a [CC-BY 4.0 International license](https://creativecommons.org/licenses/by/4.0/).



Supplementary Figure 1

medRxiv preprint doi: <https://doi.org/10.1101/2024.09.18.24313869>; this version posted September 20, 2024. The copyright holder for this preprint (which was not certified by peer review) is the author/funder, who has granted medRxiv a license to display the preprint in perpetuity.

It is made available under a [CC-BY 4.0 International license](https://creativecommons.org/licenses/by/4.0/).

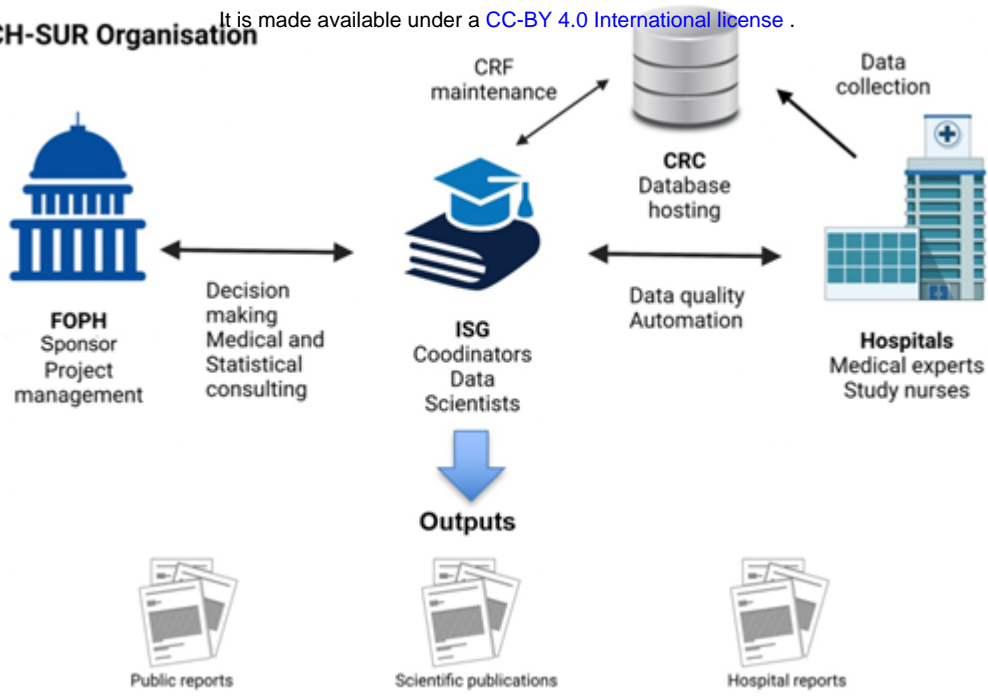


Supplementary Figure 2

medRxiv preprint doi: <https://doi.org/10.1101/2024.09.18.24313869>; this version posted September 20, 2024. The copyright holder for this preprint (which was not certified by peer review) is the author/funder, who has granted medRxiv a license to display the preprint in perpetuity.

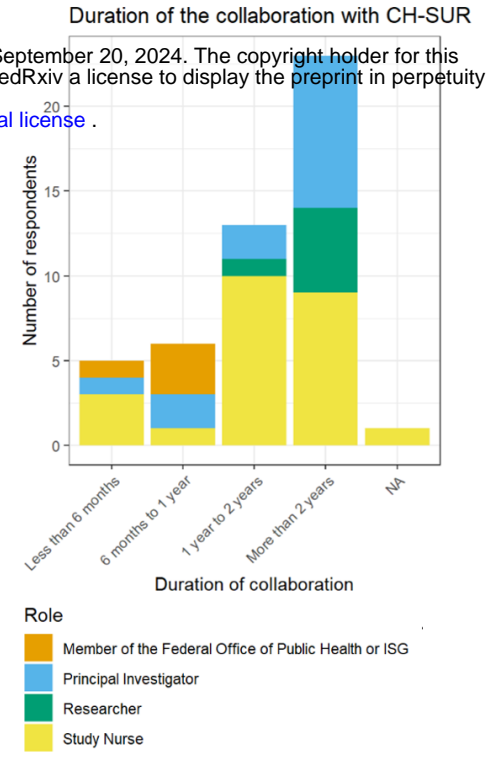
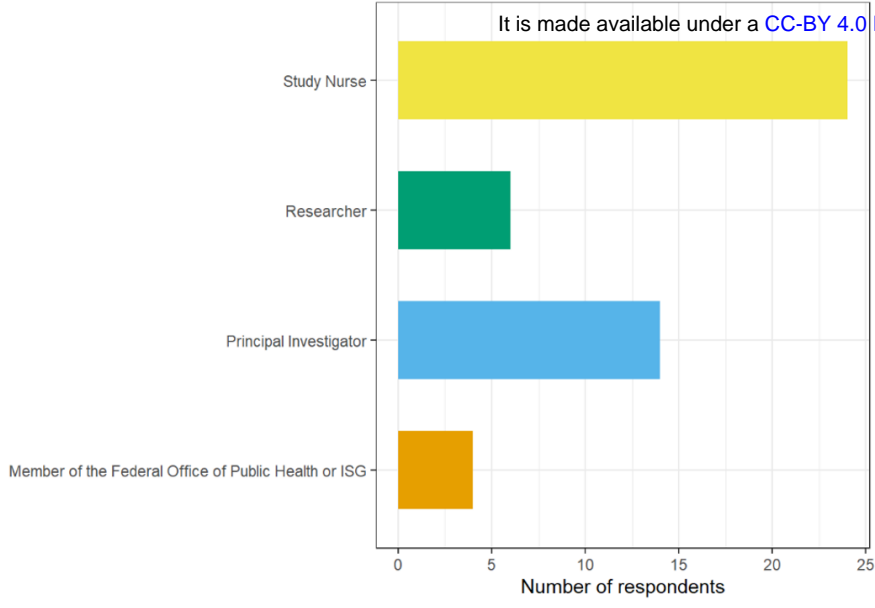
It is made available under a [CC-BY 4.0 International license](https://creativecommons.org/licenses/by/4.0/).

CH-SUR Organisation



Supplementary Figure 3

medRxiv preprint doi: <https://doi.org/10.1101/2024.09.18.24313869>; this version posted September 20, 2024. The copyright holder for this preprint (which was not certified by peer review) is the author/funder, who has granted medRxiv a license to display the preprint in perpetuity.

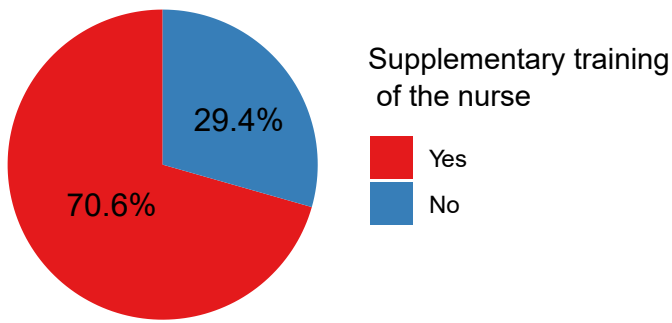


Supplementary Figure 4

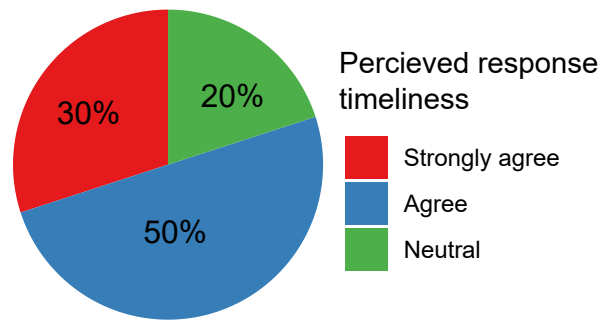
medRxiv preprint doi: <https://doi.org/10.1101/2024.09.18.24313869>; this version posted September 20, 2024. The copyright holder for this preprint (which was not certified by peer review) is the author/funder, who has granted medRxiv a license to display the preprint in perpetuity.

It is made available under a [CC-BY 4.0 International license](https://creativecommons.org/licenses/by/4.0/).

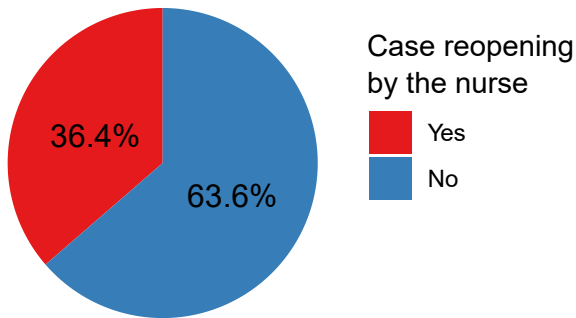
A



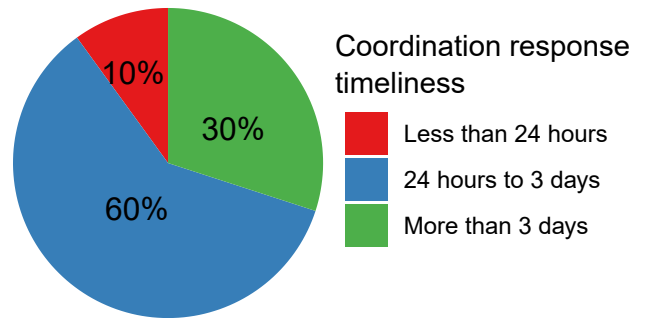
B



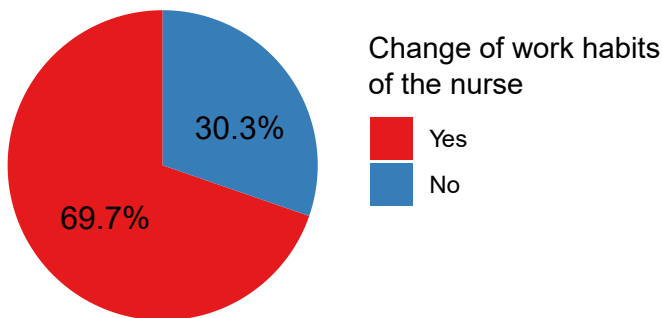
C



D



E



F

