

1 **Comparative Effectiveness of the mRNA-1273 and BNT162b2 COVID-19 Vaccines**  
2 **Among Adults With Underlying Medical Conditions: A Systematic Literature Review**  
3 **and Pairwise Meta-Analysis Using GRADE**

4 Xuan Wang,<sup>1</sup> Ankit Pahwa,<sup>2</sup> Mary T. Bausch-Jurken,<sup>3</sup> Anushri Chitkara,<sup>2</sup> Pawana Sharma,<sup>4</sup>  
5 Mia Malmenäs,<sup>1</sup> Sonam Vats,<sup>2</sup> Michael Gordon Whitfield,<sup>4</sup> Kira Zhi Hua Lai,<sup>5</sup> Priyadarsini  
6 Dasari,<sup>6</sup> Ritu Gupta,<sup>2</sup> Maria Nassim,<sup>7</sup> Nicolas Van de Velde,<sup>3</sup> Nathan Green,<sup>8</sup> Ekkehard  
7 Beck<sup>3</sup>

8 <sup>1</sup>ICON plc, Stockholm, Sweden; <sup>2</sup>ICON plc, Bengaluru, India; <sup>3</sup>Moderna, Inc., Cambridge,  
9 MA, USA; <sup>4</sup>ICON plc, London, United Kingdom; <sup>5</sup>ICON plc, Toronto, ON, Canada; <sup>6</sup>ICON  
10 plc, Blue Bell, PA, USA; <sup>7</sup>ICON plc, Langen, Germany; <sup>8</sup>University College London,  
11 London, United Kingdom

12 Corresponding Author: Ekkehard Beck, PhD

13 Moderna, Inc.

14 325 Binney St, Cambridge, MA 02142, USA

15 Email: [Ekkehard.beck@modernatx.com](mailto:Ekkehard.beck@modernatx.com)

16 Phone: +49 151 68557928

17 Running title: Comparative COVID-19 Vaccine Effectiveness in Adults with  
18 Medical Conditions

19 **ABSTRACT**

20 **Introduction:** This systematic literature review and pairwise meta-analysis evaluated the  
21 comparative effectiveness of mRNA-1273 versus BNT162b in patients with at least one  
22 underlying medical condition at high risk for severe COVID-19.

**NOTE:** This preprint reports new research that has not been certified by peer review and should not be used to guide clinical practice.

23 **Methods:** MEDLINE, Embase, and Cochrane databases were searched for relevant articles  
24 from January 1, 2019 to February 9, 2024. Studies reporting effectiveness data from at least  
25 two doses of mRNA-1273 and BNT162b2 vaccination in adults with medical conditions at  
26 high risk of developing severe COVID-19 according to the US Centers for Disease Control  
27 and Prevention were included. Outcomes of interest were SARS-CoV-2 infection (overall,  
28 symptomatic, and severe), hospitalization due to COVID-19, and death due to COVID-19.  
29 Risk ratios (RRs) were calculated with random effects models. Subgroup analyses by specific  
30 medical conditions, number of vaccinations, age, and SARS-CoV-2 variant were conducted.  
31 Heterogeneity between studies was estimated with chi-square testing. The certainty of  
32 evidence was assessed using the Grading of Recommendations, Assessments, Development,  
33 and Evaluations framework.

34 **Results:** Sixty-five observational studies capturing the original/ancestral-containing primary  
35 series to Omicron-containing bivalent original-BA4-5 vaccinations were included in the  
36 meta-analysis. mRNA-1273 was associated with significantly lower risk of SARS-CoV-2  
37 infection (RR, 0.85 [95% CI, 0.79–0.92];  $I^2=92.5\%$ ), symptomatic SARS-CoV-2 infection  
38 (RR, 0.75 [95% CI, 0.65–0.86];  $I^2=62.3\%$ ), severe SARS-CoV-2 infection (RR, 0.83 [95%  
39 CI, 0.78–0.89];  $I^2=38.0\%$ ), hospitalization due to COVID-19 (RR, 0.88 [95% CI, 0.82–0.94];  
40  $I^2=38.7\%$ ), and death due to COVID-19 (RR, 0.84 [95% CI, 0.76–0.93];  $I^2=1.3\%$ ) than  
41 BNT162b2. Findings were generally consistent across subgroups. Evidence certainty was low  
42 or very low because sufficiently powered randomized controlled trials are impractical in this  
43 heterogeneous population.

44 **Conclusion:** Meta-analysis of 65 observational studies showed that vaccination with mRNA-  
45 1273 was associated with a significantly lower risk of SARS-CoV-2 infection and COVID-

46 19-related hospitalization and death than BNT162b2 in patients with medical conditions at  
47 high risk of severe COVID-19.

48 **Keywords:** BNT162b2; comorbidity; COVID-19; effectiveness; mRNA vaccine; mRNA-  
49 1273; SARS-CoV-2; severe acute respiratory syndrome coronavirus 2

50

51 **Key Summary Points**

52 *Why carry out this study?*

53 More than 20% of the global population has a medical condition that increases their risk of  
54 developing severe COVID-19.

55 Global and national health authorities recommend COVID-19 vaccination in populations with  
56 underlying medical conditions to mitigate the risk of severe illness; however, limited data are  
57 available to inform population-level policy and individual vaccination decisions.

58 *What was learned from the study?*

59 To support clinical decision-making regarding COVID-19 vaccination, this systematic  
60 literature review and meta-analysis synthesized real-world effectiveness data to evaluate the  
61 comparative effectiveness of mRNA-1273 versus BNT162b2 in adults with at least one  
62 medical condition that increases the risk of developing severe COVID-19.

63 Vaccination with mRNA-1273 was associated with a significantly lower risk of SARS-CoV-  
64 2 infections and COVID-19–associated hospitalization and death in patients at risk of  
65 developing severe COVID-19 based on underlying medical conditions.

## 66 INTRODUCTION

67 Although immunity to COVID-19 acquired through vaccination or natural SARS-CoV-2  
68 infection has reduced rates of severe disease in the general population [1,2], the risk of  
69 COVID-19–associated morbidity and mortality in the post-pandemic setting remains high,  
70 particularly in people with specific medical conditions [3]. An estimated 1.7 billion people  
71 (22% of the global population) have at least one underlying medical condition, such as  
72 chronic lung diseases, cancer, chronic kidney disease, diabetes, heart conditions, or solid  
73 organ transplant, that increases their risk of developing severe COVID-19 [3,4]. Consistent  
74 with these risks, the World Health Organization (WHO) considers adults with these  
75 comorbidities to be a high priority group for COVID-19 vaccination [5].

76 The high efficacy and safety of the two mRNA vaccines developed against the ancestral  
77 SARS-CoV-2 strain, mRNA-1273 (Spikevax<sup>®</sup>; Moderna, Inc., Cambridge, MA, USA) [6]  
78 and BNT162b2 (Comirnaty<sup>®</sup>; Pfizer/BioNTech, New York, NY, USA/Mainz, Germany), [7]  
79 were demonstrated in phase 3 randomized controlled trials (RCTs) [8,9]. While  
80 immunocompromised individuals were excluded, the pivotal studies included participants  
81 with some high-risk comorbidities, and demonstrated high efficacy in these populations  
82 comparable to the healthy participants [8,9].

83 Although mRNA-1273 and BNT162b2 are both mRNA vaccines, their formulations differ in  
84 the amount of mRNA encoding the spike protein (mRNA-1273, 100/50 mcg; BNT162b2, 30  
85 mcg) as well as in the lipid nanoparticle delivery systems [6,7,10,11]. In real-world studies  
86 differences in immunogenicity and effectiveness have been observed particularly in some  
87 high-risk populations, such as older and immunocompromised individuals [12-14]. Real-  
88 world effectiveness data are crucial to help inform vaccine selection and procurement

89 decisions for COVID-19 national immunization programs because comparative high quality  
90 RCT evidence is lacking in the populations at greatest risk of severe COVID-19 disease.

91 Similar to seasonal influenza vaccination [15], COVID-19 vaccines are now updated  
92 periodically [16]; regulators and policy makers no longer require RCT evidence for approval  
93 of updated COVID-19 vaccines [17,18], and data from observational studies are increasingly  
94 used to support policy [19]. Given differences across vaccine formulations, the prohibitive  
95 number of people needed to enroll in potential RCTs designed for each high-risk group, and  
96 the variability in SARS-CoV-2 variants that emerge and their impact on the burden of  
97 disease, synthesis of effectiveness data using robust meta-analyses on the comparative  
98 performance of the two major COVID-19 vaccines provides a means to inform the choice of  
99 vaccine for future mRNA COVID-19 vaccination, particularly among vulnerable patient  
100 populations.

101 We therefore conducted a systematic literature review (SLR) and pairwise meta-analysis to  
102 compare the clinical effectiveness of mRNA-1273 versus BNT162b2 in adults with at least  
103 one underlying medical condition predisposing them to developing severe COVID-19. Our  
104 specific research question was “Following primary series vaccination and additional vaccine  
105 doses, is mRNA-1273 more effective than BNT162b2 at preventing SARS-CoV-2 infections  
106 and COVID-19–related hospitalizations and deaths in people with underlying medical  
107 conditions?” To evaluate the certainty of evidence generated from our meta-analysis, we  
108 employed the Grading of Recommendations, Assessments, Development, and Evaluations  
109 (GRADE) framework [20] used by national immunization technical advisory groups  
110 (NITAGs) to develop vaccine recommendations [21].

## 111 **METHODS**

### 112 **Search strategy and study selection**

113 This SLR and meta-analysis is registered in INPLASY (INPLASY202460065) and was  
114 conducted according to the Preferred Reporting Items for Systematic Reviews and Meta-  
115 Analyses 2020 framework [22]. Data are from previously conducted studies; no new studies  
116 with human participants or animals were performed.

117 Embase, MEDLINE, MEDLINE In-Process, e-pubs ahead of print, and Cochrane databases,  
118 including Cochrane Central Register of Controlled Trials and Cochrane Database of  
119 Systematic Reviews, were searched via the Ovid platform to retrieve studies published from  
120 January 1, 2019 to February 9, 2024. Search queries are provided in **Table S1**. To  
121 complement the main search, previous SLRs completed by our research group [12,13] as well  
122 as recently published SLRs were cross-checked for additional references [12,13,23-38].

123 The population, intervention, comparison, and outcomes used in the SLR are summarized in  
124 **Table S2**. We focused this SLR on adults with medical conditions known to increase the risk  
125 of developing severe COVID-19, a population considered to be a high priority group for  
126 COVID-19 vaccination by WHO and national public health institutes such as the US Centers  
127 for Disease Control and Prevention (CDC) and the European Centre for Disease Prevention  
128 and Control [3,5,39]. We defined the target population by selecting comorbidities from the  
129 list of medical conditions published by the CDC as those conferring elevated risk for  
130 developing severe COVID-19 [3]: adults with autoimmune disease, solid tumors, solid organ  
131 transplant, hematologic malignancies, chronic kidney disease with or without hemodialysis,  
132 type 1 or 2 diabetes, cardiovascular disease, cerebrovascular disease, chronic liver disease,  
133 neurologic disease, chronic respiratory disease, obesity, primary immunodeficiency  
134 syndrome or described as immunocompromised. Published clinical trials and observational

135 studies reporting clinical effectiveness outcomes in adults  $\geq 18$  years of age with the  
136 previously specified underlying medical conditions were eligible for inclusion in the SLR.

137 Only studies reporting data from participants who received mRNA-1273 or BNT162b2,  
138 including variant-updated versions, were included. Homologous primary series with or  
139 without homologous or heterologous additional doses where the last dose was mRNA-1273  
140 or BNT162b2 were allowed (**Table S2**). Studies reporting data from heterologous 2-dose  
141 vaccine regimens, comparing only mRNA-1273 or only BNT162b2 as the last dose of the  
142 series versus another COVID-19 vaccine as the last dose, or comparing mRNA-1273 or  
143 BNT162b2 primary series versus other COVID-19 vaccine primary series were excluded.

144 Clinical effectiveness outcomes of interest were those relevant to vaccine effectiveness (VE)  
145 against COVID-19 as follows: SARS-CoV-2 infection, symptomatic SARS-CoV-2 infection,  
146 severe SARS-CoV-2 infection, hospitalization due to COVID-19, and death due to COVID-  
147 19. SARS-CoV-2 infections were symptomatic or asymptomatic and confirmed by a positive  
148 laboratory test. Symptomatic infections were further defined as a positive test accompanied  
149 by COVID-19 symptoms, including but not limited to fever, cough, shortness of breath,  
150 sudden onset of anosmia or ageusia, and in some countries, runny nose. Severe SARS-CoV-2  
151 infections were defined by individual studies; infections that resulted in hospitalization or  
152 death were also considered to be severe infections for this analysis. Hospitalization due to  
153 COVID-19 was defined as hospitalization associated with a positive SARS-CoV-2 test. Death  
154 due to COVID-19 was defined as death associated with a positive SARS-CoV-2 test and no  
155 other reported cause of death.

156 Additional rules used to determine study and data inclusion in the meta-analysis are provided  
157 in the **Appendix – Supplementary Methods**.



158 Two independent reviewers screened all identified articles using a 2-level approach.  
159 Discrepancies were resolved by consensus or a third reviewer. In level 1, titles and abstracts  
160 were screened against the inclusion criteria. In level 2, the full texts of articles that passed  
161 level 1 screening were retrieved and evaluated against selection criteria to determine final  
162 eligibility.

### 163 **Data extraction and quality assessment**

164 Study design details, baseline patient and disease characteristics, vaccine intervention details,  
165 and effectiveness endpoints were extracted. Data were extracted for single, specific medical  
166 conditions if available; however, patients may have had other underlying comorbidities.  
167 Original study authors were contacted during data abstraction to provide clarity or additional  
168 data if needed.

169 Risk of bias was assessed in accordance with Cochrane review guidelines [40] using the  
170 Newcastle-Ottawa Scale [41] for observational studies. The certainty of evidence for meta-  
171 analysis results was evaluated based on GRADE [21].

### 172 **Statistical analysis**

173 Consistent with previous comparative effectiveness meta-analyses in immunocompromised  
174 populations and older adults [12-14], we conducted a pairwise meta-analysis to compare  
175 vaccination with mRNA-1273 to vaccination with BNT162b2 in patients with underlying  
176 medical conditions. Only studies that reported the number of events and sample size, VE, or  
177 other effect measures per arm and subgroup were included in the meta-analysis. Risk ratios  
178 (RRs) were pooled across studies using random effects meta-analysis models. Individual  
179 studies were weighted using the inverse variance method [42]. A continuity correction of 0.5  
180 was added to the number of events and sample size in both arms in studies where no events  
181 were observed in one or both arms [43]. A standard pairwise meta-analysis with RRs as the

182 input comparing mRNA-1273 to BNT162b2 was conducted [42,44,45]. Where available,  
183 RRs were calculated from the number of events and sample size per arm, consistent with the  
184 methodology of other recently conducted meta-analyses for COVID-19 vaccines [28,34]. For  
185 studies that only reported VE, RR was estimated as  $1 - (VE/100)$  based on the reported  
186 definition of VE. Based on the assumption that all COVID-19 outcomes were rare [46,47],  
187 odds ratio (OR), hazard ratio (HR), and incidence rate ratio (IRR) were considered to be  
188 approximately equal to RR. The same approach was therefore taken for studies reporting OR,  
189 HR, or IRR; RR was estimated as  $(1 - OR) \times 100$ ,  $(1 - HR) \times 100$ , and  $(1 - IRR) \times 100$ . If a  
190 study reported VE, OR, HR, or IRR both adjusted for covariates and unadjusted, adjusted  
191 data were preferentially used in the meta-analysis.

192 Because the target population consists of patients who may have multiple comorbidities and  
193 immunocompromising conditions, we primarily considered two populations: the broad at-risk  
194 population of adults with at least one medical condition as previously specified and the very  
195 high risk population of immunocompromised adults with medical conditions defined as  
196 clinically extremely vulnerable (CEV) groups 1 or 2 [48]. Although limited by feasibility, for  
197 comprehensiveness, we also conducted additional meta-analyses for specific groups and  
198 medical conditions (cancer, cardiovascular-metabolic-renal disease, treatment with  
199 immunosuppressive therapy) and individual comorbidities (autoimmune disease,  
200 cardiovascular disease, chronic kidney disease, chronic respiratory disease, diabetes,  
201 hematologic malignancy, solid organ transplant), which are presented in the **Appendix –**  
202 **Supplemental Methods** with the definitions of the medical conditions.

203 Similar to seasonal influenza vaccination, multiple mRNA COVID-19 vaccine formulations  
204 have been administered across pandemic and non-pandemic settings and COVID-19 vaccines  
205 are also expected to be periodically updated to match circulating variants [49]. In order to

206 capture the variability of vaccine administration and updates over time, we performed  
207 subgroup analyses for the primary populations to evaluate the comparative effectiveness of  
208 mRNA-1273 versus BNT162b2 considering differences in dosing regimen (2 doses,  $\geq 3$  doses  
209 overall,  $\geq 4$  doses), receipt of homologous versus heterologous vaccine (applicable for  $\geq 3$   
210 dose series), age group (18–65 years), and SARS-CoV-2 variant status (Delta, Omicron).

211 If the SARS-CoV-2 variant was not reported or specified directly, variants were assumed to  
212 be Delta from May 2021 (non-US studies) or June 2021 (US studies) through November  
213 2021 and Omicron as of December 2021 based on the predominant variant circulating locally  
214 when data were collected [50-52].

215 If there were fewer than two studies for a given outcome or subgroup, the results of the  
216 corresponding analysis were not feasible.

217 Publication bias was assessed by visual examination of funnel plots and Egger's regression  
218 test for asymmetry [53,54]. Heterogeneity across studies was evaluated using chi-square  
219 testing [55], with the percentage of variation across studies estimated using the  $I^2$  statistic  
220 (scale, 0–100%; 0% indicates no evidence of heterogeneity). Results were summarized in  
221 forest plots showing effect estimates and their 95% CIs. Meta-analyses were conducted in R  
222 v4.3.1 using the packages meta [56] and metafor [57].

## 223 **RESULTS**

### 224 **Search results and included studies**

225 Of 3,814 articles screened, 68 were included in the SLR. Three studies were excluded from  
226 the meta-analysis because of insufficient data [58], mixed series VE [59], and unclear vaccine  
227 series with no clarification provided by authors [60], leaving 65 studies (all non-RCTs)  
228 included in the meta-analysis of adults with at least one underlying medical condition. Forty-

229 five studies (all non-RCTs) of adults with CEV 1 or 2 conditions were included in the meta-  
230 analysis.

231 The characteristics of the 65 studies included in the meta-analysis are summarized in **Table**

232 **1**. Overall, our meta-analysis included over 4.0 million patients who received mRNA-1273

233 and over 5.1 million patients who received BNT162b2. Eleven studies were industry-

234 sponsored [61-71]. More than half of the included studies were conducted in North America

235 (United States, n=36 [62-64,66,67,70-100]; Canada, n=2 [101,102]; Mexico, n=1 [103]).

236 Twenty-two studies involved European patients (Spain, n=9 [61,68,104-110]; Italy, n=5

237 [111-115]; Bulgaria, n=2 [116,117]; Austria, n=1 [118]; Greece, n=1 [119]; Netherlands, n=1

238 [120]; Sweden, n=1 [121], Switzerland, n=1 [65]; multicountry, n=1 [122]). One study each

239 was conducted in Qatar [69], Singapore [123], Taiwan [124], and in multiple countries [125].

240 Most studies involved patients with autoimmune disease (n=17) [63,65,74,76,80,85,87,91-

241 93,95,97,104,112,115,120,123]; with mixed conditions (n=8 [67,71,76,86,90,101,118,122]),

242 solid organ transplant (n=12 [64,72,81,88,99,100,105,106,111,119,121,124]), and chronic

243 kidney disease (n=9 [62,67-69,73,89,96,102,125]) also common among included studies.

244 Seven studies included populations with mixed cancer [64,70,75,78,83,84,94], with a further

245 8 studies including only patients with hematologic malignancies [64,70,76,98,107-110] and 5

246 studies including only patients with solid tumors [61,76,113,114,116]. Other medical

247 conditions included were immunocompromised patients (n=5) [64,66,67,76,77], diabetes

248 (n=5) [67,75,79,103,117], chronic respiratory disease (n=3) [67,75,116], cardiovascular

249 disease (n=3) [67,75,116], obesity [103], primary immunodeficiency syndrome [64], and

250 chronic liver disease (n=1) [82]. Most studies reported data from patients infected with the

251 Delta variant (n=19), with studies reporting Omicron infection data also comprising a

252 considerable proportion of the overall meta-analysis set (n=11). Risk of bias was not

253 evaluated in 7 studies because full texts were not published [65,71,75,81,90,97,125]. Of the

254 58 remaining evaluable studies, 33 (57%) had no serious risk of bias and 24 (41%) had  
255 serious and 1 (2%) had very serious risk of bias (**Table S3**).

256 Meta-analysis results of the comparative effectiveness of mRNA-1273 and BNT162b2 in the  
257 base-case are shown in **Figures 2–5** and in the subgroups of groups of medical conditions  
258 and individual comorbidities in **Figures S1–S10**.

259 There was no suspected publication bias for any outcomes in the base-case populations,  
260 except for possible publication bias for symptomatic SARS-CoV-2 infection in adults with  
261 CEV 1 or 2 conditions (Egger’s regression test,  $P < 0.05$ ).

#### 262 **SARS-CoV-2 infection**

263 Meta-analysis of 52 studies reporting the SARS-CoV-2 infection outcome found that  
264 vaccination with mRNA-1273 was associated with a significantly lower risk of SARS-CoV-2  
265 infection compared with vaccination with BNT162b2 in adults with at least one underlying  
266 medical condition (RR, 0.85 [95% CI, 0.79–0.92]; **Figure 2** and **Figure 3a**). There was  
267 considerable heterogeneity between the studies ( $I^2=92.5\%$ ).

268 In 38 studies reporting the SARS-CoV-2 infection outcome in adults with CEV 1 or 2  
269 conditions, vaccination with mRNA-1273 was associated with a significantly lower risk of  
270 SARS-CoV-2 infection compared with BNT162b2 (RR, 0.90 [95% CI, 0.84–0.97]; **Figure**  
271 **4**). Between-study heterogeneity was estimated to be considerable ( $I^2=80.2\%$ ).

272 The certainty of evidence in both primary meta-analyses was very low because of  
273 inconsistency and indirectness arising from heterogeneous outcome definitions and the  
274 composition of the populations analyzed; risk of bias also contributed to very low evidence  
275 certainty in adults with CEV 1 or 2 conditions (**Table 2** and **Table 3**).

276 Subgroup meta-analyses of studies reporting SARS-CoV-2 infection by vaccine regimen, age  
277 group, and SARS-CoV-2 variant were generally similar to the primary results in adults with  
278 at least one underlying medical condition (**Figure 5a**) and in adults with CEV 1 or 2  
279 conditions (**Figure 5b**). Trends towards reduced risk of SARS-CoV-2 infection among  
280 patients who received mRNA-1273 versus BNT162b2 were observed across all of the  
281 subgroups analyzed. In particular, mRNA-1273 was associated with a statistically significant  
282 reduction in infection risk in both the SARS-CoV-2 Delta and Omicron variant subgroups in  
283 adults with at least one underlying medical condition and CEV 1 and 2 conditions.

#### 284 **Symptomatic SARS-CoV-2 infection**

285 A total of 11 studies reporting symptomatic SARS-CoV-2 infection were included in the  
286 meta-analysis of adults with at least one underlying medical condition. In this population,  
287 vaccination with mRNA-1273 was associated with a significantly lower risk of infection  
288 compared with BNT162b2 (RR, 0.75 [95% CI, 0.65–0.86]; **Figure 2; Figure 3b**).  
289 Heterogeneity between studies was estimated to be substantial ( $I^2=62.3\%$ ).

290 Meta-analysis of 6 studies reporting data for adults with CEV 1 or 2 conditions found that  
291 vaccination with mRNA-1273 was associated with a trend towards lower risk of symptomatic  
292 infection compared with vaccination with BNT162b2 (RR, 0.83 [95% CI, 0.68–1.01]; **Figure**  
293 **4**); however, this result was not statistically significant. There was substantial heterogeneity  
294 between studies ( $I^2=62.2\%$ ).

295 The certainty of evidence in both primary meta-analyses was low because only  
296 nonrandomized studies were included, and because of indirectness resulting from  
297 heterogeneity in the composition of the population of adults with at least one underlying  
298 medical condition (**Table 2** and **Table 3**).

299 When analyzed by vaccine regimen, age group, and SARS-CoV-2 variant subgroups, trends  
300 toward reduced risk of symptomatic SARS-CoV-2 infection with mRNA-1273 vaccination  
301 versus BNT162b vaccination were observed in adults with at least one underlying medical  
302 condition (**Figure 5a**) and in adults with CEV 1 or 2 conditions (**Figure 5b**). All subgroups  
303 analyzed were consistent with the primary analyses, except for adults with CEV 1 or 2  
304 conditions who received 2 doses (RR, 1.50 [95% CI, 0.63–3.56];  $I^2=56.7\%$ ).

### 305 **Severe SARS-CoV-2 infection**

306 Meta-analysis of 42 studies reporting the severe SARS-CoV-2 infection outcome found that  
307 vaccination with mRNA-1273 was associated with a significantly lower risk of severe SARS-  
308 CoV-2 infection compared with BNT162b2 in adults with at least one underlying medical  
309 condition (RR, 0.83 [95% CI, 0.78–0.89]; **Figure 2** and **Figure 3c**). Heterogeneity was  
310 estimated to likely be not important between studies ( $I^2=38.0\%$ ).

311 Meta-analysis of 28 studies reporting the severe SARS-CoV-2 infection outcome in adults  
312 with CEV 1 or 2 conditions found that vaccination with mRNA-1273 was associated with a  
313 significantly lower risk of severe SARS-CoV-2 infection compared with vaccination with  
314 BNT162b2 (RR, 0.81 [95% CI, 0.77–0.86]; **Figure 4**). No heterogeneity between the studies  
315 was observed ( $I^2=0\%$ ).

316 The certainty of evidence in both primary meta-analyses was very low because of risk of bias  
317 and indirectness resulting primarily from heterogeneity in the composition of the populations  
318 analyzed (**Table 2** and **Table 3**).

319 Subgroup meta-analyses of studies reporting severe SARS-CoV-2 infection by vaccine  
320 regimen, age group, and SARS-CoV-2 variant were generally similar to the primary results in  
321 adults with at least one underlying medical condition (**Figure 5a**) and in patients with CEV 1  
322 or 2 conditions (**Figure 5b**). Trends towards reduced risk of severe SARS-CoV-2 infection

323 among patients who received mRNA-1273 versus BNT162b2 were observed in all of the  
324 subgroups analyzed, including the Delta and Omicron variant subgroups.

### 325 **Hospitalization due to COVID-19**

326 Meta-analysis of 27 studies reporting hospitalization due to COVID-19 found that  
327 vaccination with mRNA-1273 was associated with a significantly lower risk of  
328 hospitalization compared with BNT162b2 in adults with at least one underlying medical  
329 condition (RR, 0.88 [95% CI, 0.82–0.94]; **Figure 2** and **Figure 3d**). Heterogeneity between  
330 studies was estimated to likely be not important ( $I^2=38.7\%$ ).

331 In 22 studies reporting hospitalization due to COVID-19 in adults with CEV 1 or 2  
332 conditions, vaccination with mRNA-1273 was associated with a significantly lower risk of  
333 hospitalization compared with BNT162b2 (RR, 0.84 [95% CI, 0.79–0.89]; **Figure 4**). No  
334 heterogeneity between studies was observed ( $I^2=0\%$ ).

335 The certainty of evidence in both primary meta-analyses was very low because of risk of bias  
336 and indirectness resulting primarily from heterogeneity in the composition of the population  
337 analyzed (**Table 2** and **Table 3**).

338 Results from subgroup meta-analyses of studies reporting hospitalization due to COVID-19  
339 by vaccine regimen, age group, and SARS-CoV-2 variant were generally similar to the  
340 primary results in adults with at least one underlying medical condition (**Figure 5a**) and in  
341 adults with CEV 1 or 2 conditions (**Figure 5b**). Trends towards reduced risk of  
342 hospitalization among patients who received mRNA-1273 versus BNT162b2 were observed  
343 across all of the subgroups analyzed, including the Delta and Omicron SARS-CoV-2 variant  
344 subgroups.



345 **Death due to COVID-19**

346 Meta-analysis of 21 studies reporting the death due to COVID-19 outcome found that  
347 vaccination with mRNA-1273 was associated with a significantly lower risk of death due to  
348 COVID-19 compared with vaccination with BNT162b2 in adults with at least one underlying  
349 medical condition (RR, 0.84 [95% CI, 0.76–0.93]; **Figure 2** and **Figure 3e**). Heterogeneity  
350 between studies was estimated to likely be not important ( $I^2=1.3\%$ ).

351 In 13 studies reporting death due to COVID-19 in adults with CEV 1 or 2 conditions,  
352 vaccination with mRNA-1273 was associated with a significantly lower risk of death due to  
353 COVID-19 compared with BNT162b2 (RR, 0.68 [95% CI, 0.50–0.91]; **Figure 4**). No  
354 heterogeneity between studies was observed ( $I^2=0\%$ ).

355 The certainty of evidence in both primary meta-analyses was very low because of risk of bias,  
356 imprecision, and indirectness resulting primarily from the heterogeneity in the composition of  
357 the populations analyzed (**Table 2** and **Table 3**).

358 When analyzed by vaccine regimen, age group, and SARS-CoV-2 variant subgroups, trends  
359 toward reduced risk of death due to COVID-19 with mRNA-1273 vaccination versus  
360 BNT162b vaccination were observed in adults with at least one underlying medical condition  
361 (**Figure 5a**) and in adults with CEV 1 or 2 conditions (**Figure 5b**). All subgroups analyzed,  
362 including the Delta and Omicron SARS-CoV-2 variant subgroups were consistent with the  
363 primary analyses, except in adults with at least one underlying medical condition who  
364 received  $\geq 3$  heterologous vaccine doses (RR, 1.05 [95% CI, 0.35–3.18];  $I^2=23.8\%$ ).

365

366 **DISCUSSION**

367 In this meta-analysis of 65 studies comprising more than 9 million vaccinated adults with at  
368 least one underlying medical condition putting them at risk for developing severe COVID-19,

369 we found that vaccination with mRNA-1273 was associated with a significantly lower risk of  
370 asymptomatic and symptomatic SARS-CoV-2 infections, severe SARS-CoV-2 infection,  
371 hospitalization due to COVID-19, and death due to COVID-19 compared with BNT162b2.  
372 Our meta-analysis also consistently demonstrated across dosing regimens and in  
373 immunocompromised patients and population subgroups with selected high-risk  
374 comorbidities that vaccination with mRNA-1273 led to improved outcomes. The observed  
375 trend, that the benefit associated with mRNA-1273 vaccination compared with BNT162b2  
376 vaccination in reducing the risk of the severe COVID-19 outcomes (severe SARS-CoV-2  
377 infection, hospitalization due to COVID-19, and death due to COVID-19) was higher among  
378 adults with CEV groups 1 or 2 conditions than the larger overall population of adults with at  
379 least one underlying medical condition, suggests that the importance of choice of mRNA  
380 vaccine increases with the severity of the underlying conditions. For the  
381 immunocompromised population (ie, adults with CEV 1 and 2 conditions), the findings of  
382 our meta-analysis confirm results of a previous GRADE meta-analysis in the same population  
383 which primarily considered studies on the primary vaccine series [12], as well as the findings  
384 of a GRADE meta-analysis in the vulnerable population of older adults, many of whom are  
385 likely to have similar comorbidities [4,13]. As it would be impracticable to generate  
386 comparative RCT evidence for mRNA-1273 versus BNT162b2 in the heterogeneous  
387 population of patients with medical conditions and in particular immunocompromised  
388 patients, SLR and GRADE meta-analysis of observational studies represents the most robust  
389 source of information [126] for decision makers in the vaccine ecosystem helping to protect  
390 patients with underlying medical conditions against severe COVID-19.

391 Patients at high risk for developing severe COVID-19 illness based on their medical history  
392 may have more than one underlying medical condition influencing risk, as has been  
393 recognized in previous estimates of the global at-risk population [4]. Because no assumptions

394 were made about a single primary medical condition in the populations of our primary  
395 analyses, our finding that vaccination with mRNA-1273 was associated with reduced risk of  
396 severe COVID-19 in adults with at least one underlying medical condition and patients who  
397 are immunocompromised is relevant also to patients who may have multiple and varied  
398 comorbidities. Interpreting results for patient subgroups defined by groups of medical  
399 conditions and individual diseases is challenging because smaller sample sizes and disease-  
400 specific factors (eg, use of immunosuppressive medications in some patients with  
401 autoimmune disease) may mask differences in VE between COVID-19 mRNA vaccines.

402 We observed a considerable amount of heterogeneity between studies for the SARS-CoV-2  
403 infection and symptomatic SARS-CoV-2 infection outcomes but not important or no  
404 heterogeneity for the severe SARS-CoV-2 infection, hospitalization due to COVID-19, and  
405 death due to COVID-19 outcomes. The observed heterogeneity in this meta-analysis also  
406 occurred to a lesser extent than in the previous meta-analyses of Kavikondala, et al [13] and  
407 Wang, et al [12]. Among the factors that may be driving the observed heterogeneity between  
408 studies are differences in study populations, statistical approaches employed, outcome  
409 definitions (eg, for severe COVID-19), the post-vaccination timepoints analyzed, and  
410 vaccination schedules. Subgroup analyses to account for differences in age, dosing regimens,  
411 and SARS-CoV-2 variants did not reduce the observed heterogeneity. However, the extensive  
412 subgroup analyses conducted were consistent with the primary results and thus confirm the  
413 robustness of our main findings.

414 At the current stage of the COVID-19 pandemic, in which there are high levels of immunity  
415 in the general population and with Omicron being the predominant circulating SARS-CoV-2  
416 variant [1,2], the public health focus has shifted to preventing severe COVID-19 in  
417 vulnerable populations through vaccination [5]. In our Omicron subgroup analysis, there was

418 a statistically significant reduction in risk favoring mRNA-1273 for overall, symptomatic,  
419 and severe SARS-CoV-2 infection outcomes in adults with at least one underlying medical  
420 condition and overall SARS-CoV-2 infection and hospitalization due to COVID-19 in adults  
421 with CEV 1 or 2 conditions. All remaining outcomes, except for symptomatic SARS-CoV-2  
422 infection in adults with CEV 1 or 2 conditions, for which no studies were reported,  
423 numerically favored mRNA-1273 over BNT162b2 for the Omicron subgroup. The latter  
424 findings could be attributed to relatively small numbers of studies included in the meta-  
425 analysis of the Omicron subgroup, especially for severe events, and the heterogeneity of the  
426 target population. As data are still accumulating in the Omicron setting, statistically  
427 significant differences in VE may become apparent. However, the Omicron subgroup  
428 analysis confirms the overall findings of the main analysis, and thus suggests applicability of  
429 the findings of this meta-analysis for current and future vaccine decision-making.

430 A key limitation of our study is that no RCTs or head-to-head trials were identified for  
431 inclusion in our evidence synthesis. Our meta-analysis was based on observational studies,  
432 which are considered in the hierarchy of evidence to be of lower quality, resulting in a low  
433 level of certainty per GRADE. While all of the included studies were observational and  
434 considered to have some risk of bias, approximately half of the studies were considered to  
435 have a serious risk of bias or reported insufficient information to evaluate risk of bias,  
436 limiting the feasibility of sensitivity analyses. However, we conducted several subgroup  
437 analyses and found that estimates of VE were consistent with the primary analyses across all  
438 COVID-19 outcomes studied. Availability of higher quality observational studies would  
439 further add to the evidence on comparative COVID-19 VE. Many of the studies identified for  
440 this meta-analysis did not specify the SARS-CoV-2 variant reported, or authors defined  
441 variants differently. For example, Hernandez et al, reported data for Alpha, Delta, and  
442 Omicron SARS-CoV-2 infections [61] and Pinana et al, reported data for Delta SARS-CoV-2

443 infections only [107], despite the studies having been conducted in the same countries and  
444 during similar time periods. Most studies reported data from all vaccinated patients; however,  
445 some studies considered all infected and vaccinated patients, further contributing to the  
446 heterogeneity of the meta-analysis population. Finally, patients may have had multiple  
447 medical conditions, which makes interpreting the results presented in the **Supplementary**  
448 **Material** in patients grouped by medical conditions challenging.

449 The primary strength of our evidence synthesis is that it is, to our knowledge, the first meta-  
450 analysis to provide comparative effectiveness results for the two available COVID-19 mRNA  
451 vaccines in adults with underlying medical conditions at high risk for developing severe  
452 COVID-19 disease across original/ancestral-containing primary series and booster  
453 vaccination up until and including Omicron-containing bivalent original/B4-5 mRNA  
454 vaccines. We used broad search terms and robust SLR methodology. By searching the  
455 MEDLINE, Embase and Cochrane databases and crosschecking results with other previously  
456 published SLRs and meta-analyses, we developed a global analysis population of patients  
457 from different stages of the pandemic with multiple high-risk medical conditions represented.  
458 Original study authors were contacted to provide clarification on published data where  
459 necessary, enhancing the quality of data included in our analysis. Of all the base-case meta-  
460 analyses tested, publication bias was only suspected in adults with CEV 1 and 2 conditions  
461 for the symptomatic SARS-CoV-2 outcome, further increasing the strength of our study. In  
462 addition, using advanced meta-analysis methodology applied in other meta-analyses of  
463 COVID-19 vaccination [28,34] allowed inclusion of both studies reporting event and  
464 participant numbers by vaccine arm as well as studies reporting only VE. Notably, due to the  
465 lack of head-to-head data, our use of observational studies reporting VE data for each vaccine  
466 to compare VE between the two COVID-19 mRNA vaccines is supported by a similar  
467 analysis by the CDC Influenza Division [127].

468 In conclusion, vaccination with mRNA-1273 was associated with significantly lower risks of  
469 SARS-CoV-2 infection and severe COVID-19 illness in patients with underlying medical  
470 conditions, including those classified as immunocompromised, compared to BNT162b2.  
471 Findings were consistent across vaccine regimen, age group, and Delta and Omicron SARS-  
472 CoV-2 variants, as well as across patients with cancer, patients with cardiovascular,  
473 metabolic, and renal conditions, and patients receiving immunosuppressive drugs. In the  
474 absence of RCTs evaluating head-to-head VE, synthesized comparative effectiveness data  
475 provide the highest ranked evidence [126] that may guide the choice of COVID-19 vaccines  
476 for individual patients and support population-level strategies designed to prevent severe  
477 disease in high-risk populations.

478 **Author Contributions**

479 XW, AP, MTB-J, MM, and EB designed and performed the systematic literature review and  
480 meta-analysis and critically evaluated the manuscript. PS, SV, RG, and MN performed the  
481 systematic literature review and critically evaluated the manuscript. AG, MGW, KZHL, PD,  
482 and NG conducted the analysis and critically evaluated the manuscript. MTB-J, NVdV, and  
483 EB conceptualized the article and provided oversight and critical evaluation of the  
484 manuscript. All authors contributed to the article and approved the submitted version.

485 **Acknowledgments**

486 Writing assistance was provided by Erin McClure, PhD, and Sheri Arndt, PharmD, of ICON  
487 (Blue Bell, PA, USA) in accordance with Good Publication Practice (GPP 2022) guidelines,  
488 funded by Moderna, Inc., and under the direction of the authors.

489 **Data Sharing Statement**

490 All original data generated or analyzed in this study are included in this article/as  
491 Supplementary Material. Further inquiries can be directed to the corresponding author.

492 **Conflicts of Interest**

493 XW, AP, AC, PS, MM, SV, MGW, KZHL, PD, RG, and MN are employees of ICON plc, a  
494 clinical research organization paid by Moderna, Inc., to conduct the study. NG is an  
495 independent consultant employed at University College of London, and was paid by  
496 Moderna, Inc. to conduct aspects of the study. MTB-J, NVdV, and EB are employees of  
497 Moderna, Inc., and hold stock/stock options in the company. Authors employed by Moderna,  
498 Inc. were involved in the study design, analysis and interpretation of data, the writing of the  
499 manuscript, and the decision to submit the manuscript for publication.

500

501 **REFERENCES**

- 502 1. Arora RK, Joseph A, Van Wyk J, et al. SeroTracker: a global SARS-CoV-2  
503 seroprevalence dashboard. *Lancet Infect Dis.* 2021;21:e75-e6.
- 504 2. World Health Organization (WHO). Statement on the fifteenth meeting of the IHR  
505 (2005) Emergency Committee on the COVID-19 pandemic. Available at:  
506 [https://www.who.int/news/item/05-05-2023-statement-on-the-fifteenth-meeting-of-](https://www.who.int/news/item/05-05-2023-statement-on-the-fifteenth-meeting-of-the-international-health-regulations-(2005)-emergency-committee-regarding-the-coronavirus-disease-(covid-19)-pandemic?adgroupsurvey=%7Badgroupsurvey%7D&gclid=EAiaIQobChMI4Ojtsdbe_gIVjQRyCh07igt4EAAYASACEgJ9pfD_BwE&fbclid=IwAR2M8EAYiSrAodhK9p-X582nHkP2AigpSX8pYIsLsPwqYh4SG26RGokGe7E)  
507 [the-international-health-regulations-\(2005\)-emergency-committee-regarding-the-](https://www.who.int/news/item/05-05-2023-statement-on-the-fifteenth-meeting-of-the-international-health-regulations-(2005)-emergency-committee-regarding-the-coronavirus-disease-(covid-19)-pandemic?adgroupsurvey=%7Badgroupsurvey%7D&gclid=EAiaIQobChMI4Ojtsdbe_gIVjQRyCh07igt4EAAYASACEgJ9pfD_BwE&fbclid=IwAR2M8EAYiSrAodhK9p-X582nHkP2AigpSX8pYIsLsPwqYh4SG26RGokGe7E)  
508 [coronavirus-disease-\(covid-19\)-](https://www.who.int/news/item/05-05-2023-statement-on-the-fifteenth-meeting-of-the-international-health-regulations-(2005)-emergency-committee-regarding-the-coronavirus-disease-(covid-19)-pandemic?adgroupsurvey=%7Badgroupsurvey%7D&gclid=EAiaIQobChMI4Ojtsdbe_gIVjQRyCh07igt4EAAYASACEgJ9pfD_BwE&fbclid=IwAR2M8EAYiSrAodhK9p-X582nHkP2AigpSX8pYIsLsPwqYh4SG26RGokGe7E)  
509 [pandemic?adgroupsurvey=%7Badgroupsurvey%7D&gclid=EAiaIQobChMI4Ojtsdbe](https://www.who.int/news/item/05-05-2023-statement-on-the-fifteenth-meeting-of-the-international-health-regulations-(2005)-emergency-committee-regarding-the-coronavirus-disease-(covid-19)-pandemic?adgroupsurvey=%7Badgroupsurvey%7D&gclid=EAiaIQobChMI4Ojtsdbe_gIVjQRyCh07igt4EAAYASACEgJ9pfD_BwE&fbclid=IwAR2M8EAYiSrAodhK9p-X582nHkP2AigpSX8pYIsLsPwqYh4SG26RGokGe7E)  
510 [\\_gIVjQRyCh07igt4EAAYASACEgJ9pfD\\_BwE&fbclid=IwAR2M8EAYiSrAodhK9p](https://www.who.int/news/item/05-05-2023-statement-on-the-fifteenth-meeting-of-the-international-health-regulations-(2005)-emergency-committee-regarding-the-coronavirus-disease-(covid-19)-pandemic?adgroupsurvey=%7Badgroupsurvey%7D&gclid=EAiaIQobChMI4Ojtsdbe_gIVjQRyCh07igt4EAAYASACEgJ9pfD_BwE&fbclid=IwAR2M8EAYiSrAodhK9p-X582nHkP2AigpSX8pYIsLsPwqYh4SG26RGokGe7E)  
511 [-X582nHkP2AigpSX8pYIsLsPwqYh4SG26RGokGe7E](https://www.who.int/news/item/05-05-2023-statement-on-the-fifteenth-meeting-of-the-international-health-regulations-(2005)-emergency-committee-regarding-the-coronavirus-disease-(covid-19)-pandemic?adgroupsurvey=%7Badgroupsurvey%7D&gclid=EAiaIQobChMI4Ojtsdbe_gIVjQRyCh07igt4EAAYASACEgJ9pfD_BwE&fbclid=IwAR2M8EAYiSrAodhK9p-X582nHkP2AigpSX8pYIsLsPwqYh4SG26RGokGe7E). Accessed July 5, 2024.
- 512 3. Centers for Disease Control and Prevention. Underlying conditions and the higher risk  
513 for severe COVID-19. Available at: [https://www.cdc.gov/covid/hcp/clinical-](https://www.cdc.gov/covid/hcp/clinical-care/underlying-conditions.html?CDC_AAref_Val=https://www.cdc.gov/coronavirus/2019-ncov/hcp/clinical-care/underlyingconditions.html)  
514 [care/underlying-](https://www.cdc.gov/covid/hcp/clinical-care/underlying-conditions.html?CDC_AAref_Val=https://www.cdc.gov/coronavirus/2019-ncov/hcp/clinical-care/underlyingconditions.html)  
515 [conditions.html?CDC\\_AAref\\_Val=https://www.cdc.gov/coronavirus/2019-](https://www.cdc.gov/covid/hcp/clinical-care/underlying-conditions.html?CDC_AAref_Val=https://www.cdc.gov/coronavirus/2019-ncov/hcp/clinical-care/underlyingconditions.html)  
516 [ncov/hcp/clinical-care/underlyingconditions.html](https://www.cdc.gov/covid/hcp/clinical-care/underlying-conditions.html?CDC_AAref_Val=https://www.cdc.gov/coronavirus/2019-ncov/hcp/clinical-care/underlyingconditions.html). Accessed July 30, 2024.
- 517 4. Clark A, Jit M, Warren-Gash C, et al. Global, regional, and national estimates of the  
518 population at increased risk of severe COVID-19 due to underlying health conditions  
519 in 2020: a modelling study. *Lancet Glob Health.* 2020;8:e1003-e17.
- 520 5. World Health Organization (WHO). WHO roadmap on uses of COVID-19 vaccines  
521 in the context of Omicron and high population immunity. Available at:  
522 [https://iris.who.int/bitstream/handle/10665/373987/WHO-2019-nCoV-Vaccines-](https://iris.who.int/bitstream/handle/10665/373987/WHO-2019-nCoV-Vaccines-SAGE-Prioritization-2023.2-eng.pdf?sequence=1)  
523 [SAGE-Prioritization-2023.2-eng.pdf?sequence=1](https://iris.who.int/bitstream/handle/10665/373987/WHO-2019-nCoV-Vaccines-SAGE-Prioritization-2023.2-eng.pdf?sequence=1). Accessed June 18, 2024.
- 524 6. Spikevax (mRNA-1273). Full Prescribing Information, Moderna, Inc., Cambridge,  
525 MA, 2022.



- 526 7. Comirnaty (BNT162b2). Full Prescribing Information, Pfizer/BioNTech, New York,  
527 NY, 2022.
- 528 8. Baden LR, El Sahly HM, Essink B, et al. Efficacy and safety of the mRNA-1273  
529 SARS-CoV-2 vaccine. *N Engl J Med*. 2021;384:403-16.
- 530 9. Polack FP, Thomas SJ, Kitchin N, et al. Safety and efficacy of the BNT162b2 mRNA  
531 COVID-19 vaccine. *N Engl J Med*. 2020;383:2603-15.
- 532 10. Cari L, Naghavi Alhosseini M, Mencacci A, Migliorati G, Nocentini G. Differences  
533 in the expression levels of SARS-CoV-2 spike protein in cells treated with mRNA-  
534 based COVID-19 vaccines: a study on vaccines from the real world. *Vaccines (Basel)*.  
535 2023;11:879.
- 536 11. Zhang L, More KR, Ojha A, et al. Effect of mRNA-LNP components of two globally-  
537 marketed COVID-19 vaccines on efficacy and stability. *NPJ Vaccines*. 2023;8:156.
- 538 12. Wang X, Haeussler K, Spellman A, et al. Comparative effectiveness of mRNA-1273  
539 and BNT162b2 COVID-19 vaccines in immunocompromised individuals: a  
540 systematic review and meta-analysis using the GRADE framework. *Front Immunol*.  
541 2023;14:1204831.
- 542 13. Kavikondala S, Haeussler K, Wang X, et al. Comparative effectiveness of mRNA-  
543 1273 and BNT162b2 COVID-19 vaccines among older adults: systematic literature  
544 review and meta-analysis using the GRADE framework. *Infect Dis Ther*.  
545 2024;13:779-811.
- 546 14. Kavikondala S, Haeussler K, Wang X, et al. Immunogenicity of mRNA-1273 and  
547 BNT162b2 in immunocompromised patients: systematic review and meta-analysis  
548 using GRADE. *Infect Dis Ther*. 2024;13:1419-38.
- 549 15. Nafziger AN, Pratt DS. Seasonal influenza vaccination and technologies. *J Clin*  
550 *Pharmacol*. 2014;54:719-31.

- 551 16. Centers for Disease Control and Prevention. CDC recommends updated 2024-2025  
552 COVID-19 and flu vaccines for fall/winter virus season. Available at:  
553 <https://www.cdc.gov/media/releases/2024/s-t0627-vaccine-recommendations.html>.  
554 Accessed July 7, 2024.
- 555 17. US Food & Drug Administration. FDA takes action on updated mRNA COVID-19  
556 vaccines to better protect against currently circulating variants. US Food & Drug  
557 Administration. Available at: [https://www.fda.gov/news-events/press-  
558 announcements/fda-takes-action-updated-mrna-covid-19-vaccines-better-protect-  
559 against-currently-circulating](https://www.fda.gov/news-events/press-announcements/fda-takes-action-updated-mrna-covid-19-vaccines-better-protect-against-currently-circulating). Accessed August 28, 2024.
- 560 18. European Centre for Disease Prevention and Control. ECDC-EMA statement on  
561 updating COVID-19 vaccines composition for new SARS-CoV-2 virus variants.  
562 European Centre for Disease Prevention and Control. Available at:  
563 [https://www.ecdc.europa.eu/sites/default/files/documents/covid-19-vaccines-  
564 composition-variants-statement-ECDC-EMA\\_0.pdf](https://www.ecdc.europa.eu/sites/default/files/documents/covid-19-vaccines-composition-variants-statement-ECDC-EMA_0.pdf). Accessed August 28, 2024.
- 565 19. Bollaerts K, Wyndham-Thomas C, Miller E, et al. The role of real-world evidence for  
566 regulatory and public health decision-making for Accelerated Vaccine Deployment- a  
567 meeting report. *Biologicals*. 2024;85:101750.
- 568 20. Schünemann H, Brożek J, Guyatt G, Oxman A, eds. Handbook for Grading the  
569 Quality of Evidence and the Strength of Recommendations Using the GRADE  
570 Approach: The GRADE Working Group; 2013.
- 571 21. U.S. Advisory Committee on Immunization Practices (ACIP) Handbook for  
572 Developing Evidence-Based Recommendations: Formulating questions, conducting  
573 the systematic review, and assessing the certainty of evidence using GRADE. Centers  
574 for Disease Control and Prevention. Available at:

- 575 [https://www.cdc.gov/vaccines/acip/recs/grade/downloads/ACIP-GRADE-](https://www.cdc.gov/vaccines/acip/recs/grade/downloads/ACIP-GRADE-Handbook_4-22-24.pdf)  
576 [Handbook\\_4-22-24.pdf](https://www.cdc.gov/vaccines/acip/recs/grade/downloads/ACIP-GRADE-Handbook_4-22-24.pdf). Accessed July 31, 2024.
- 577 22. Page MJ, McKenzie JE, Bossuyt PM, et al. The PRISMA 2020 statement: an updated  
578 guideline for reporting systematic reviews. *BMJ*. 2021;372:n71.
- 579 23. Cai C, Peng Y, Shen E, et al. A comprehensive analysis of the efficacy and safety of  
580 COVID-19 vaccines. *Mol Ther*. 2021;29:2794-805.
- 581 24. Grana C, Ghosn L, Evrenoglou T, et al. Efficacy and safety of COVID-19 vaccines.  
582 *Cochrane Database Syst Rev*. 2022;12:CD015477.
- 583 25. Kow CS, Hasan SS. Real-world effectiveness of BNT162b2 mRNA vaccine: a meta-  
584 analysis of large observational studies. *Inflammopharmacology*. 2021;29:1075-90.
- 585 26. Lee A, Wong SY, Chai LYA, et al. Efficacy of covid-19 vaccines in  
586 immunocompromised patients: systematic review and meta-analysis. *BMJ*.  
587 2022;376:e068632.
- 588 27. Sadeghi S, Kalantari Y, Shokri S, et al. Immunologic response, efficacy, and safety of  
589 vaccines against COVID-19 infection in healthy and immunosuppressed children and  
590 adolescents aged 2 - 21 years old: a systematic review and meta-analysis. *J Clin Virol*.  
591 2022;153:105196.
- 592 28. Xu J, Lan X, Zhang L, et al. The effectiveness of the first dose COVID-19 booster vs.  
593 full vaccination to prevent SARS-CoV-2 infection and severe COVID-19 clinical  
594 event: a meta-analysis and systematic review of longitudinal studies. *Front Public*  
595 *Health*. 2023;11:1165611.
- 596 29. Elzouki AY, Elshafei MN, Aziz A, et al. Seroconversion and safety of Covid-19  
597 vaccines in pa-tients with chronic liver disease and liver transplant: A systematic  
598 review. *Qatar Med J*. 2023;2023:21.

- 599 30. Adams K, Rhoads JP, Surie D, et al. Vaccine effectiveness of primary series and  
600 booster doses against covid-19 associated hospital admissions in the United States:  
601 living test negative design study. *BMJ*. 2022;379:e072065.
- 602 31. Li Z, Hu Y, Zou B. The vaccine-response in patients with cirrhosis after COVID-19  
603 vaccination: A systematic analysis of 168,245 patients with cirrhosis. *J Hepatol*.  
604 2023;79:e157-e62.
- 605 32. Ribeiro TB, Roque F, Ida F, et al. Early Real-World Data to Assess Benefits and  
606 Risks of COVID-19 Vaccines: A Systematic Review of Methods. *Vaccines (Basel)*.  
607 2022;10.
- 608 33. Petras M, Macalik R, Janovska D, et al. Risk factors affecting COVID-19 vaccine  
609 effectiveness identified from 290 cross-country observational studies until February  
610 2022: a meta-analysis and meta-regression. *BMC Med*. 2022;20:461.
- 611 34. Rahmani K, Shavaleh R, Forouhi M, et al. The effectiveness of COVID-19 vaccines  
612 in reducing the incidence, hospitalization, and mortality from COVID-19: a  
613 systematic review and meta-analysis. *Front Public Health*. 2022;10:873596.
- 614 35. Widhani A, Hasibuan AS, Rismawati R, et al. Efficacy, Immunogenicity, and Safety  
615 of COVID-19 Vaccines in Patients with Autoimmune Diseases: A Systematic Review  
616 and Meta-Analysis. *Vaccines (Basel)*. 2023;11.
- 617 36. Moron-Duarte LS, Chacon KR, Gutierrez MP, De La Hoz IH, Yomayusa N. Efficacy  
618 and safety of four COVID-19 vaccines in preventing SARS-CoV-2 infection: A rapid  
619 review. *Biomedica*. 2022;42:19-31.
- 620 37. Ledda C, Costantino C, Motta G, et al. SARS-CoV-2 mRNA Vaccine Breakthrough  
621 Infections in Fully Vaccinated Healthcare Personnel: A Systematic Review. *Trop  
622 Med Infect Dis*. 2022;7.

- 623 38. Lee A, Wong SY, Tay SH. Booster COVID-19 Vaccines for Immune-Mediated  
624 Inflammatory Disease Patients: A Systematic Review and Meta-Analysis of Efficacy  
625 and Safety. *Vaccines (Basel)*. 2022;10.
- 626 39. European Centre for Disease Prevention and Control. Interim public health  
627 considerations for COVID-19 vaccination roll-out during 2023. Stockholm, Sweden:  
628 April 5, 2023, 2023.
- 629 40. Higgins JPT SJ, Page MJ, Elbers RG, Sterne JAC. Chapter 8: Assessing risk of bias in  
630 a randomized trial. In: Higgins JPT TJ, Chandler J, Cumpston M, Li T, Page MJ,  
631 Welch VA, ed. *Cochrane Handbook for Systematic Reviews of Interventions* version  
632 6.3 (updated February 2022): Cochrane; 2022.
- 633 41. Wells GA, Shea B, O'Connell D, et al. The Newcastle-Ottawa Scale (NOS) for  
634 Assessing the Quality of Nonrandomised Studies in Meta-Analyses. Available at:  
635 [https://www.ohri.ca/programs/clinical\\_epidemiology/oxford.asp](https://www.ohri.ca/programs/clinical_epidemiology/oxford.asp). Accessed February  
636 16, 2023.
- 637 42. DerSimonian R, Laird N. Meta-analysis in clinical trials. *Control Clin Trials*.  
638 1986;7:177-88.
- 639 43. Deeks JJ, Higgins JPT, Altman DG. Chapter 10: Analysing data and undertaking  
640 meta-analyses. In: Higgins JPT, Thomas J, Chandler J, et al, eds. *Cochrane Handbook*  
641 *for Systematic Reviews of Interventions*. version 6.4 ed: Cochrane; 2023.
- 642 44. Daly C, Anwer S, Welton NJ, Dias S, Ades A. Meta-Analysis of Event Outcomes:  
643 Guideline Methodology Document 3. NICE Guidelines Technical Support Unit.  
644 Available at: [https://www.bristol.ac.uk/population-health-](https://www.bristol.ac.uk/population-health-sciences/centres/cresyda/mpes/nice/guideline-methodology-documents-gmds/)  
645 [sciences/centres/cresyda/mpes/nice/guideline-methodology-documents-gmds/](https://www.bristol.ac.uk/population-health-sciences/centres/cresyda/mpes/nice/guideline-methodology-documents-gmds/).  
646 Accessed October 11, 2023.

- 647 45. Bucher HC, Guyatt GH, Griffith LE, Walter SD. The results of direct and indirect  
648 treatment comparisons in meta-analysis of randomized controlled trials. *J Clin*  
649 *Epidemiol.* 1997;50:683-91.
- 650 46. Greenland S, Thomas DC. On the need for the rare disease assumption in case-control  
651 studies. *Am J Epidemiol.* 1982;116:547-53.
- 652 47. Wu N, Joyal-Desmarais K, Ribeiro PAB, et al. Long-term effectiveness of COVID-19  
653 vaccines against infections, hospitalisations, and mortality in adults: findings from a  
654 rapid living systematic evidence synthesis and meta-analysis up to December, 2022.  
655 *Lancet Respir Med.* 2023;11:439-52.
- 656 48. BC COVID Therapeutics Committee. Practice Tool #2 - Definitions of  
657 CEV/Immunosuppressed. BC Centre for Disease Control. Available at:  
658 [https://medicalstaff.islandhealth.ca/sites/default/files/covid-19/latest-](https://medicalstaff.islandhealth.ca/sites/default/files/covid-19/latest-communications/Island%20Health/bcctc-practice-tool-2-definitions-cev-immunosuppressed.pdf)  
659 [communications/Island%20Health/bcctc-practice-tool-2-definitions-cev-](https://medicalstaff.islandhealth.ca/sites/default/files/covid-19/latest-communications/Island%20Health/bcctc-practice-tool-2-definitions-cev-immunosuppressed.pdf)  
660 [immunosuppressed.pdf](https://medicalstaff.islandhealth.ca/sites/default/files/covid-19/latest-communications/Island%20Health/bcctc-practice-tool-2-definitions-cev-immunosuppressed.pdf). Accessed February 16, 2023.
- 661 49. Chi WY, Li YD, Huang HC, et al. COVID-19 vaccine update: vaccine effectiveness,  
662 SARS-CoV-2 variants, boosters, adverse effects, and immune correlates of protection.  
663 *J Biomed Sci.* 2022;29:82.
- 664 50. Lambrou AS, Shirk P, Steele MK, et al. Genomic Surveillance for SARS-CoV-2  
665 Variants: Predominance of the Delta (B.1.617.2) and Omicron (B.1.1.529) Variants -  
666 United States, June 2021-January 2022. *MMWR Morb Mortal Wkly Rep.*  
667 2022;71:206-11.
- 668 51. Implications for the EU/EEA on the Spread of the SARS-CoV-2 Delta (B.1.617.2)  
669 Variant of Concern. European Centre for Disease Control and Prevention. Available  
670 at: <https://www.ecdc.europa.eu/sites/default/files/documents/Implications-for-the-EU->

- 671 [EEA-on-the-spread-of-SARS-CoV-2-Delta-VOC-23-June-2021.pdf](#). Accessed August  
672 3, 2024, 2024.
- 673 52. 06/15/2021: Lab Advisory: CDC Classifies SARS-CoV-2 Variant B.1.617.2 (Delta) a  
674 Variant of Concern. Centers for Disease Control and Prevention. Available at:  
675 [https://www.cdc.gov/locs/2021/06-15-2021-lab-advisory-CDC\\_SARS-CoV-](https://www.cdc.gov/locs/2021/06-15-2021-lab-advisory-CDC_SARS-CoV-2_Variant_B_1_617_2_Delta.html)  
676 [2\\_Variant\\_B\\_1\\_617\\_2\\_Delta.html](https://www.cdc.gov/locs/2021/06-15-2021-lab-advisory-CDC_SARS-CoV-2_Variant_B_1_617_2_Delta.html). Accessed August 3, 2024, 2024.
- 677 53. Sterne JA, Egger M. Funnel plots for detecting bias in meta-analysis: guidelines on  
678 choice of axis. *J Clin Epidemiol*. 2001;54:1046-55.
- 679 54. Sterne JAC, Egger M. Regression methods to detect publication and other bias in  
680 meta-analysis. In: Rothstein HR, Sutton AJ, Borenstein M, eds. *Publication Bias in*  
681 *Meta-Analysis: Prevention, Assessment and Adjustments*: John Wiley & Sons, Ltd;  
682 2005:99-110.
- 683 55. Higgins JPT, Thomas J, Chandler J, et al. *Cochrane Handbook for Systematic*  
684 *Reviews of Interventions* version 6.4 (updated August 2023). Available at:  
685 <https://training.cochrane.org/handbook>. Accessed July 30, 2024.
- 686 56. Schwarzer G. meta: an R package for meta-analysis. *R News*. 2007;7:40-5.
- 687 57. Viechtbauer W. Conducting meta-analyses in R with the metafor package. *J Stat*  
688 *Softw*. 2010;36:1-48.
- 689 58. Leuva H, Zhou M, Brau N, et al. Influence of cancer on COVID-19 incidence,  
690 outcomes, and vaccine effectiveness: a prospective cohort study of U.S. veterans.  
691 *Semin Oncol*. 2022;49:363-70.
- 692 59. Oliver MJ, Thomas D, Balamchi S, et al. Vaccine effectiveness against SARS-CoV-2  
693 infection and severe outcomes in the maintenance dialysis population in Ontario,  
694 Canada. *J Am Soc Nephrol*. 2022;33:839-49.

- 695 60. Widdifield J, Kwong JC, Chen S, et al. Vaccine effectiveness against SARS-CoV-2  
696 infection and severe outcomes among individuals with immune-mediated  
697 inflammatory diseases tested between March 1 and Nov 22, 2021, in Ontario, Canada:  
698 a population-based analysis. *Lancet Rheumatol.* 2022;4:e430-e40.
- 699 61. Hernandez A, Boigues M, Felip E, et al. Immune response and effects of COVID-19  
700 vaccination in patients with lung cancer-COVID lung vaccine study. *Cancers (Basel).*  
701 2022;15:137.
- 702 62. Manley HJ, Li NC, Aweh GN, et al. SARS-CoV-2 vaccine effectiveness and  
703 breakthrough infections among patients receiving maintenance dialysis. *Am J Kidney*  
704 *Dis.* 2023;81:406-15.
- 705 63. Motwani KK, Hashash JG, Farraye FA, et al. Impact of holding immunosuppressive  
706 therapy in patients with inflammatory bowel disease around mRNA COVID-19  
707 vaccine administration on humoral immune response and development of COVID-19  
708 infection. *J Crohns Colitis.* 2023;17:1681-8.
- 709 64. Mues KE, Kirk B, Patel DA, et al. Real-world comparative effectiveness of mRNA-  
710 1273 and BNT162b2 vaccines among immunocompromised adults identified in  
711 administrative claims data in the United States. *Vaccine.* 2022;40:6730-9.
- 712 65. Raptis CE, Polysopoulos C, Berger C, et al. Risk of SARS-COV-2 infection  
713 following three doses of BNT162b2 or MRMA-1273 in patients with inflammatory  
714 rheumatic diseases [abstr POS0547]. *Annals of the Rheumatic Diseases.* 2023;82:539.
- 715 66. Sun T, Li L, Mues KE, et al. Real-World Effectiveness of a Third Dose of mRNA-  
716 1273 versus BNT162b2 on Inpatient and Medically Attended COVID-19 among  
717 Immunocompromised Adults in the United States. *medRxiv.* Preprint posted online  
718 January 31, 2024. doi:10.1101/2024.01.30.24302015.



- 719 67. Kopel H, Nguyen VH, Bogdanov A, et al. Comparative Effectiveness of the Bivalent  
720 (Original/Omicron BA.4/BA.5) mRNA COVID-19 Vaccines mRNA-1273.222 and  
721 BNT162b2 Bivalent in Adults With Underlying Medical Conditions in the United  
722 States. *medRxiv*. Preprint posted online
- 723 68. Quiroga B, Soler MJ, Ortiz A, et al. Anti-spike antibodies 3 months after SARS-CoV-  
724 2 mRNA vaccine booster dose in patients on hemodialysis: the prospective  
725 SENCOVAC study. *Clin Kidney J*. 2022;15:1856-64.
- 726 69. Alkadi MM, Hamad A, Ghazouani H, et al. Effectiveness of messenger RNA vaccines  
727 against SARS-CoV-2 infection in hemodialysis patients: a case-control study.  
728 *Vaccines (Basel)*. 2022;11:49.
- 729 70. Song Q, Bates B, Shao YR, et al. Risk and outcome of breakthrough COVID-19  
730 infections in vaccinated patients with cancer: real-world evidence from the National  
731 COVID Cohort Collaborative. *J Clin Oncol*. 2022;40:1414-27.
- 732 71. Nguyen VH, Boileau C, Bogdanov A, et al. 2359. Relative effectiveness of mRNA-  
733 1273, BNT162b2, and Ad26.COVS vaccines in adults at higher risk for severe  
734 COVID-19 outcomes. *Open Forum Infectious Diseases*. 2023;10:ofad500.1980.
- 735 72. Aslam S, Adler E, Mekeel K, Little SJ. Clinical effectiveness of COVID-19  
736 vaccination in solid organ transplant recipients. *Transpl Infect Dis*. 2021;23:e13705.
- 737 73. Butt AA, Talisa VB, Yan P, et al. Real-world effectiveness of the severe acute  
738 respiratory syndrome coronavirus 2 (SARS-CoV-2) mRNA vaccines in preventing  
739 confirmed infection in patients on chronic hemodialysis. *Clin Infect Dis*.  
740 2022;75:e617-e22.
- 741 74. Cook CE, Patel NJ, Fu X, et al. Comparative effectiveness of BNT162b2 and mRNA-  
742 1273 vaccines against COVID-19 infection among patients with systemic

- 743 autoimmune rheumatic diseases on immunomodulatory medications. *J Rheumatol.*  
744 2023;50:697-703.
- 745 75. Drawz PE, DeSilva M, Bodurtha P, et al. Effectiveness of BNT162b2 and mRNA-  
746 1273 second doses and boosters for severe acute respiratory syndrome coronavirus 2  
747 (SARS-CoV-2) infection and SARS-CoV-2-related hospitalizations: a statewide  
748 report from the Minnesota Electronic Health Record Consortium. *Clin Infect Dis.*  
749 2022;75:890-2.
- 750 76. Embi PJ, Levy ME, Naleway AL, et al. Effectiveness of 2-dose vaccination with  
751 mRNA COVID-19 vaccines against COVID-19-associated hospitalizations among  
752 immunocompromised adults—nine states, January–September 2021. *MMWR Morb*  
753 *Mortal Wkly Rep.* 2021;70:1553.
- 754 77. Embi PJ, Levy ME, Patel P, et al. Effectiveness of COVID-19 vaccines at preventing  
755 emergency department or urgent care encounters and hospitalizations among  
756 immunocompromised adults: an observational study of real-world data across 10 US  
757 states from August-December 2021. *Vaccine.* 2023;41:5424-34.
- 758 78. Figueiredo JC, Merin NM, Hamid O, et al. Longitudinal SARS-CoV-2 mRNA  
759 vaccine-induced humoral immune responses in patients with cancer. *Cancer Res.*  
760 2021;81:6273-80.
- 761 79. Fu Y, Wu K, Wang Z, et al. Effectiveness of various COVID-19 vaccine regimens  
762 among 10.4 million patients from the National COVID Cohort Collaborative during  
763 pre-Delta to Omicron periods - United States, 11 December 2020 to 30 June 2022.  
764 *Vaccine.* 2023;41:6339-49.
- 765 80. Holroyd KB, Healy BC, Conway S, et al. Humoral response to COVID-19  
766 vaccination in MS patients on disease modifying therapy: immune profiles and  
767 clinical outcomes. *Mult Scler Relat Disord.* 2022;67:104079.

- 768 81. Joerns J, Bollineni S, Mahan LD, et al. High-dose mycophenolate use at vaccination  
769 is independently associated with breakthrough COVID-19 among lung transplant  
770 patients. *Transplantation*. 2022;106:e271-e4.
- 771 82. John BV, Ferreira RD, Doshi A, et al. Third dose of COVID-19 mRNA vaccine  
772 appears to overcome vaccine hyporesponsiveness in patients with cirrhosis. *J Hepatol*.  
773 2022;77:1349-58.
- 774 83. Kelly JD, Leonard S, Boscardin WJ, et al. Comparative mRNA booster effectiveness  
775 against death or hospitalization with COVID-19 pneumonia across at-risk US veteran  
776 populations. *Nat Commun*. 2023;14:2976.
- 777 84. Kelly JD, Leonard S, Hoggatt KJ, et al. Incidence of severe COVID-19 illness  
778 following vaccination and booster with BNT162b2, mRNA-1273, and Ad26.COV2.S  
779 vaccines. *JAMA*. 2022;328:1427-37.
- 780 85. Khan N, Mahmud N. Effectiveness of SARS-CoV-2 vaccination in a veterans affairs  
781 cohort of patients with inflammatory bowel disease with diverse exposure to  
782 immunosuppressive medications. *Gastroenterology*. 2021;161:827-36.
- 783 86. Kshirsagar M, Nasir M, Mukherjee S, et al. The risk of hospitalization and mortality  
784 after breakthrough SARS-CoV-2 infection by vaccine type: observational study of  
785 medical claims data. *JMIR Public Health Surveill*. 2022;8:e38898.
- 786 87. Liew J, Gianfrancesco M, Harrison C, et al. SARS-CoV-2 breakthrough infections  
787 among vaccinated individuals with rheumatic disease: results from the COVID-19  
788 Global Rheumatology Alliance provider registry. *RMD Open*. 2022;8:e002187.
- 789 88. Malinis M, Cohen E, Azar MM. Effectiveness of SARS-CoV-2 vaccination in fully  
790 vaccinated solid organ transplant recipients. *Am J Transplant*. 2021;21:2916-8.

- 791 89. Miao J, Olson E, Houlihan S, et al. Effects of SARS-CoV-2 vaccination on the  
792 severity of COVID-19 infection in patients on chronic dialysis. *J Nephrol.*  
793 2023;36:1321-8.
- 794 90. Niu J, Sareli C, Mayer D, Visbal A, Sareli AE. A population-based propensity score-  
795 matched study of COVID-19 vaccination on clinical outcomes in hospitalized adult  
796 patients with COVID-19 [abstr 1928]. *Open Forum Infectious Diseases.*  
797 2022;9:ofac492.1555.
- 798 91. Parsons C, Rubio J, Boulougoura A, Krishfield S, Kyttaris V. Predictors of a weak  
799 antibody response to COVID-19 mRNA vaccine in systemic lupus erythematosus.  
800 *Rheumatol Int.* 2023;43:1621-7.
- 801 92. Patel NJ, Wang X, Fu X, et al. Factors associated with COVID-19 breakthrough  
802 infection among vaccinated patients with rheumatic diseases: a cohort study. *Semin*  
803 *Arthritis Rheum.* 2022;58:152108.
- 804 93. Risk M, Hayek SS, Schioppa E, et al. COVID-19 vaccine effectiveness against  
805 omicron (B.1.1.529) variant infection and hospitalisation in patients taking  
806 immunosuppressive medications: a retrospective cohort study. *Lancet Rheumatol.*  
807 2022;4:e775-e84.
- 808 94. Rooney A, Bivona C, Liu B, et al. Risk of SARS-CoV-2 breakthrough infection in  
809 vaccinated cancer patients: a retrospective cohort study. *J Hematol Oncol.*  
810 2022;15:67.
- 811 95. Shen C, Risk M, Schioppa E, et al. Efficacy of COVID-19 vaccines in patients taking  
812 immunosuppressants. *Ann Rheum Dis.* 2022;81:875-80.
- 813 96. Sibbel S, McKeon K, Luo J, et al. Real-world effectiveness and immunogenicity of  
814 BNT162b2 and mRNA-1273 SARS-CoV-2 vaccines in patients on hemodialysis. *J*  
815 *Am Soc Nephrol.* 2022;33:49-57.

- 816 97. Singh J SN, Anzalone A, Olex A, Sun J, Madhira V, Patel R. Breakthrough COVID-  
817 19 infections post-vaccination among immunocompromised patients with  
818 autoimmune or inflammatory rheumatic diseases: a retrospective cohort analysis from  
819 a U.S. nationally-sampled electronic medical record data repository. *Arthritis*  
820 *Rheumatol.* 2021;73:abstr L16.
- 821 98. Wang L, Kaelber DC, Xu R, Berger NA. COVID-19 breakthrough infections,  
822 hospitalizations and mortality in fully vaccinated patients with hematologic  
823 malignancies: a clarion call for maintaining mitigation and ramping-up research.  
824 *Blood Rev.* 2022;54:100931.
- 825 99. Yetmar ZA, Bhaimia E, Bierle DM, Ganesh R, Razonable RR. Breakthrough COVID-  
826 19 after SARS-CoV-2 vaccination in solid organ transplant recipients: an analysis of  
827 symptomatic cases and monoclonal antibody therapy. *Transpl Infect Dis.*  
828 2022;24:e13779.
- 829 100. Radcliffe C, Azar MM, Cohen E, et al. Clinical effectiveness of additional primary  
830 SARS-CoV-2 vaccine doses for solid organ transplant recipients. *Clin Transplant.*  
831 2022;36:e14601.
- 832 101. Grewal R, Kitchen SA, Nguyen L, et al. Effectiveness of a fourth dose of COVID-19  
833 mRNA vaccine against the Omicron variant among long term care residents in  
834 Ontario, Canada: test negative design study. *BMJ.* 2022;378:e071502.
- 835 102. Wing S, Thomas D, Balamchi S, et al. Effectiveness of three doses of mRNA  
836 COVID-19 vaccines in the hemodialysis population during the Omicron period. *Clin J*  
837 *Am Soc Nephrol.* 2023;18:491-8.
- 838 103. Bello-Chavolla OY, Antonio-Villa NE, Valdes-Ferrer SI, et al. Effectiveness of a  
839 nationwide COVID-19 vaccination program in Mexico against symptomatic COVID-

- 840 19, hospitalizations, and death: a retrospective analysis of national surveillance data.  
841 Int J Infect Dis. 2023;129:188-96.
- 842 104. Egri N, Calderon H, Martinez R, et al. Cellular and humoral responses after second  
843 and third SARS-CoV-2 vaccinations in patients with autoimmune diseases treated  
844 with rituximab: specific T cell immunity remains longer and plays a protective role  
845 against SARS-CoV-2 reinfections. Front Immunol. 2023;14:1146841.
- 846 105. Mazuecos A, Villanego F, Zarraga S, et al. Breakthrough infections following mRNA  
847 SARS-CoV-2 vaccination in kidney transplant recipients. Transplantation.  
848 2022;106:1430-9.
- 849 106. Odriozola A, San Segundo D, Cuadrado A, et al. SARS-CoV-2 and liver transplant:  
850 how has it behaved in this sixth wave? Transplantation. 2022;106:1445-9.
- 851 107. Pinana JL, Lopez-Corral L, Martino R, et al. SARS-CoV-2 vaccine response and rate  
852 of breakthrough infection in patients with hematological disorders. J Hematol Oncol.  
853 2022;15:54.
- 854 108. Pinana JL, Martino R, Vazquez L, et al. SARS-CoV-2-reactive antibody waning,  
855 booster effect and breakthrough SARS-CoV-2 infection in hematopoietic stem cell  
856 transplant and cell therapy recipients at one year after vaccination. Bone Marrow  
857 Transplant. 2023;58:567-80.
- 858 109. Pinana JL, Vazquez L, Calabuig M, et al. One-year breakthrough SARS-CoV-2  
859 infection and correlates of protection in fully vaccinated hematological patients.  
860 Blood Cancer J. 2023;13:8.
- 861 110. Rodriguez-Mora S, Corona M, Solera Sainero M, et al. Regular humoral and cellular  
862 immune responses in individuals with chronic myeloid leukemia who received a full  
863 vaccination schedule against COVID-19. Cancers (Basel). 2023;15:5066.

- 864 111. Bonazzetti C, Tazza B, Gibertoni D, et al. Relationship between immune response to  
865 severe acute respiratory syndrome coronavirus 2 vaccines and development of  
866 breakthrough infection in solid organ transplant recipients: the CONTRAST cohort.  
867 *Clin Infect Dis.* 2023;76:1761-7.
- 868 112. Capuano R, Prosperini L, Altieri M, et al. Symptomatic COVID-19 course and  
869 outcomes after three mRNA vaccine doses in multiple sclerosis patients treated with  
870 high-efficacy DMTs. *Mult Scler.* 2023;29:856-65.
- 871 113. Cona MS, Riva A, Dalu D, et al. Clinical efficacy of the first two doses of anti-SARS-  
872 CoV-2 mRNA vaccines in solid cancer patients. *Cancer Med.* 2023;12:12967-74.
- 873 114. Pino MS, Cheli S, Perna M, et al. The national COVID-19 vaccination campaign  
874 targeting the extremely vulnerable: the Florence Medical Oncology Unit experience in  
875 patients with cancer. *Eur J Cancer.* 2022;170:149-57.
- 876 115. Sormani MP, Schiavetti I, Inglese M, et al. Breakthrough SARS-CoV-2 infections  
877 after COVID-19 mRNA vaccination in MS patients on disease modifying therapies  
878 during the Delta and the Omicron waves in Italy. *EBioMedicine.* 2022;80:104042.
- 879 116. Dimitrov G, Valkov T, Batselova H, et al. Nationwide analysis of the impact of  
880 COVID-19 in patients with a cardiovascular, oncological or chronic pulmonary  
881 disease in the context of an Eastern European country with a low vaccination rate,  
882 Bulgaria: March 2020-April 2022. *BMJ Open.* 2023;13:e068431.
- 883 117. Valkov T, Dimitrov G. The impact of COVID-19 vaccination on Bulgarian patients  
884 with uncomplicated type 2 diabetes mellitus as the only chronic condition. *Acta*  
885 *Medica Bulgarica.* 2023;50:18-22.
- 886 118. Heinzl MW, Kolenchery L, Resl M, et al. High anti-CoV2S antibody levels at  
887 hospitalization are associated with improved survival in patients with COVID-19  
888 vaccine breakthrough infection. *Int J Environ Res Public Health.* 2022;19:15581.

- 889 119. Marinaki S, Xagas E, Tsoutsoura P, et al. Occurrence of severe SARS-CoV-2  
890 infection in fully vaccinated solid organ transplant recipients. *Transplant Proc.*  
891 2022;54:1405-8.
- 892 120. Boekel L, Stalman EW, Wieske L, et al. Breakthrough SARS-CoV-2 infections with  
893 the delta (B.1.617.2) variant in vaccinated patients with immune-mediated  
894 inflammatory diseases using immunosuppressants: a substudy of two prospective  
895 cohort studies. *Lancet Rheumatol.* 2022;4:e417-e29.
- 896 121. Magnusson JM, Larsson H, Alsaleh A, et al. COVID-19 in lung transplant recipients:  
897 an overview of the Swedish national experience. *Transpl Int.* 2021;34:2597-608.
- 898 122. Kissling E, Hooiveld M, Martinez-Baz I, et al. Effectiveness of complete primary  
899 vaccination against COVID-19 at primary care and community level during  
900 predominant Delta circulation in Europe: multicentre analysis, I-MOVE-COVID-19  
901 and ECDC networks, July to August 2021. *Euro Surveill.* 2022;27:2101104.
- 902 123. Yeo T, Quek AML, Yong KP, et al. COVID-19 infection after two doses of SARS-  
903 CoV-2 mRNA vaccine in multiple sclerosis, AQP4-antibody NMOSD and MOGAD.  
904 *Mult Scler Relat Disord.* 2022;65:104003.
- 905 124. Chen CC, Hsu MK, Huang YJ, et al. Protective effect of vaccine doses and antibody  
906 titers against SARS-CoV-2 infection in kidney transplant recipients. *Transpl Int.*  
907 2023;36:11196.
- 908 125. Haarhaus M, Woitas RP, Veiga PM, et al. Multinational comparative efficacy of 6  
909 different COVID-19 vaccines for the prevention of breakthrough infection and  
910 mortality in HD patients [abstr 4363]. *Nephrology Dialysis Transplantation.*  
911 2023;38:gfad063c\_4363.



- 912 126. Glover J, Izzo D, Odato K, Wang L. EBM page generator. Trustees of Dartmouth  
913 College and Yale University. Available at: <https://www.ebmpyramid.org/index.php>.  
914 Accessed August 28, 2024.
- 915 127. Lewis NM, Chung JR, Uyeki TM, et al. Interpretation of relative efficacy and  
916 effectiveness for influenza vaccines. *Clin Infect Dis*. 2022;75:170-5.
- 917

919 Table 1 Characteristics of included studies

Author, year	Study characteristics								Outcomes reported				
	Design	Country and data source	Medical condition	SARS-CoV-2 testing method	Variant	Vaccine doses	Study period	Vaccinated, n	SARS-CoV-2 Infection	Symptomatic SARS-CoV-2 infection	Severe SARS-CoV-2 infection	Hospitalization due to COVID-19	Death due to COVID-19
Alkadi, 2022 [69]	Test-negative case-control study	Qatar Hamad Medical Corporation	CKD with hemodialysis	PCR	NR	2 doses (MM vs PP)	Dec 20, 2020 to Jan 3, 2022	mRNA-1273: 69 BNT162b2: 622	Y	N	N	N	N
Aslam, 2021 [72]	Retrospective cohort study	USA Transplant registry	Solid organ transplant	NS	Alpha <sup>a</sup>	2 doses (MM vs PP)	Jan 2021 to Jun 2021	mRNA-1273: 375 BNT162b2: 632	Y	Y	Y	Y	Y
Bello-Chavolla, 2023 [103]	Retrospective cohort study	Mexico SISVER database	Diabetes, other (obesity)	RAT or RT-PCR	Mixed variants (B.1.1.5 19 and Delta)	2 doses (MM vs PP)	Dec 24, 2020 to Sep 27, 2021	<b>Diabetes</b> mRNA-1273: 453 BNT162b2: 30,160 <b>Obesity</b> mRNA-1273: 385 BNT162b2: 28,515	Y	Y	Y	N	Y

Boekel, 2022 [120]	Pooled study from 2 prospective observational studies	Netherlands 2 large, ongoing prospective multicenter cohort studies	Autoimmune disease	RAT or PCR	Delta	2 doses (MM vs PP)	Apr 26, 2020 to Mar 1, 2021; Feb 2, 2021 to Aug 1, 2021	<b>With immunosuppressants</b> mRNA-1273: 563 BNT162b2: 2,019 <b>Without immunosuppressants</b> mRNA-1273: 203 BNT162b2: 598	Y	N	Y	Y	Y
Bonazzetti, 2023 [111]	Prospective cohort study	Italy Medical records from RCCS Azienda Ospedaliero-Universitaria di Bologna	Solid organ transplant	RAT or PCR	Mixed variants (Alpha, Delta, and Omicron) <sup>a</sup>	3 doses (MMM vs PPP; PPM vs PPP)	Feb 2021 to Jan 2022 (enrollment); follow-up until Apr 30, 2022	mRNA-1273: 136 BNT162b2: 70	Y	N	Y	Y	N
Butt, 2022 [73]	Test-negative case-control study	USA Department of Veterans Affairs COVID-19 Shared Data Resource	CKD with hemodialysis	Laboratory diagnosis	Mixed variants (Beta and Delta)	2 doses (MM vs PP)	Jan 26, 2021 to Aug 31, 2021	mRNA-1273: 1,174 BNT162b2: 1,526	Y	N	N	N	N
Capuano, 2023 [112]	Retrospective cohort study	Italy MS Centers of the Raising	Autoimmune disease	RAT or PCR	Omicron <sup>a</sup>	3 doses (MMM vs PPP)	Sep 2021	mRNA-1273: 46	N	N	Y	N	Y

		Italian Researchers MS study group				PPM vs MMP)	to Jul 2022	BNT162b2: 244					
Chen, 2023 [124]	Retrospective cohort study	Taiwan Taiwan Centers for Disease Control	Solid organ transplant	RAT or PCR	Omicron	2 doses (MM vs PP) 3 doses (MMM vs PPP; PPM, AAM, XXM vs MMP, AAP, XXP) 4 doses (MMM M vs PPPP; MMPPM, MMXM , PPMM, PPPM, AMMM , AAMM, AAPM, AAXM, XXMM vs MMMP, AAMP)	Apr to Aug 2022	<b>2 doses</b> mRNA-1273: 24 BNT162b2: 19 <b>3 doses</b> mRNA-1273: 219 BNT162b2: 91 <b>4 doses</b> mRNA-1273: 61 BNT162b2: 11	Y	N	N	N	N
Cona, 2023 [113]	Prospective cohort study	Italy Patient questionnaire from Luigi Sacco Hospital	Solid tumor	RAT or PCR	Alpha <sup>a</sup>	2 doses (MM vs PP)	Jan to Jun 2021	mRNA-1273: 55 BNT162b2: 140	Y	Y	N	N	N

Cook, 2023 [74]	Retrospective cohort study	USA Electronic health records from Mass General Brigham	Autoimmune disease	RAT or PCR	Omicron and pre-Omicron (Alpha and Delta)	2 doses (MM vs PP)  2 or 3 doses (MM or MMM vs PP or PPP)	Dec 27, 2020 to May 15, 2021; end of follow-up Feb 22, 2022	mRNA-1273: 4,322  BNT162b2: 5,516	Y	N	N	N	N
Dimitrov, 2023 [116]	Retrospective cohort study	Bulgaria Bulgarian Ministry of Health United Information Portal	Cardiovascular disease, chronic respiratory condition, solid tumor	RT-PCR and RAT	Mixed variants	2 doses (MM vs PP)  3 doses (AAM vs AAP; JM vs JP)	Mar 2020 to Apr 2022	<b>2 doses</b> mRNA-1273: 914  BNT162b2: 8,033  <b>3 doses</b> mRNA-1273: 96  BNT162b2: 900	N	N	Y	N	Y
Drawz, 2022 [75]	Test-negative case-control study	USA Minnesota Electronic Health Record Consortium	Cardiovascular disease (including hypertension), chronic respiratory condition, diabetes, mixed cancer	PCR	Delta <sup>a</sup>	2 doses (MM vs PP)  3 doses (MMM vs PPP)	Aug 29, 2021 to Nov 27, 2021	<b>2 doses</b> mRNA-1273: 1,066,645  BNT162b2: 1,732,112  <b>3 doses</b> mRNA-1273: 609,153  BNT162b2: 395,634	Y	N	Y	Y	N

Egri, 2023 [104]	Prospective cohort study	Spain Department of Autoimmune Diseases, Hospital Clinic Barcelona	Autoimmune disease	RAT or PCR	Mixed variants (Delta and Omicron) <sup>a</sup>	3 doses (MMM vs PPP)	May 2021 to Jan 2022	mRNA-1273: 7 BNT162b2: 2	Y	Y	N	N	N
Embi, 2021 [76]	Test-negative case-control study	USA VISION Network	Autoimmune disease, hematologic malignancy, immunocompromised, mixed conditions, solid tumor	PCR	Delta	2 doses (MM vs PP)	Jan 17 to Sep 5, 2021	mRNA-1273: 4,337 BNT162b2: 6,227	Y	N	Y	Y	N
Embi, 2023 [77]	Test-negative case-control study	USA VISION Network	Immunocompromised	RT-PCR	Delta	2 doses (MM vs PP) 3 doses (MMM vs PPP)	Aug 26 to Dec 25, 2021	<b>2 doses</b> mRNA-1273: 1,698 BNT162b2: 2,509 <b>3 doses</b> mRNA-1273: 452 BNT162b2: 919	Y	N	Y	Y	N
Figueiredo, 2021 [78]	Prospective cohort study	USA SeroNet CORALE study	Mixed cancer	SARS-CoV-2 IgG assays	Mixed variants (Alpha and Delta) <sup>a</sup>	2 doses (MM vs PP)	Dec 22, 2020 to Aug 30, 2021	mRNA-1273: 128 BNT162b2: 163	Y	N	Y	Y	N
Fu, 2023 [79]	Retrospective cohort study	USA National	Diabetes	PCR	Pre-Delta, Delta, Omicron	2 doses (MM vs PP)	Dec 11, 2020 to Jun	<b>2 doses</b> mRNA-1273: 55,234	Y	N	Y	N	Y

		COVID Cohort Collaborative			, and mixed variants	3 doses (MMM vs PPP; PPM vs MMP; JM vs JP)	30, 2022	BNT162b2: 86,447 <b>3 doses</b> mRNA-1273: 46,065 BNT162b2: 48,528					
Grewal, 2022 [101]	Test-negative case-control study	Canada Provincial databases	Mixed conditions	RT-PCR	Omicron	3 doses (MMM vs PPP)	Dec 30, 2021 to Apr 27, 2022	mRNA-1273: 57,604 <sup>b</sup> BNT162b2: 48,706 <sup>b</sup>	Y	Y	Y	N	N
Haarhaus, 2023 [125]	Retrospective cohort study	22 countries in Europe, Asia, Africa, and South America Multinational dialysis provider network	CKD with hemodialysis	PCR	Mixed variants (Alpha and Delta) <sup>a</sup>	2 doses (MM vs PP)	Jan 31 to Jul 15, 2021	mRNA-1273: 1,521 BNT162b2: 13,116	Y	N	N	N	N
Heinzl, 2022 [118]	Retrospective cohort study	Austria Electronic health records from Department of Internal Medicine at Saint John of God Hospital Linz	Mixed conditions	PCR	Delta	2 doses (MM vs PP)	Aug to Dec 2021	mRNA-1273: 4 BNT162b2: 61	N	N	Y	N	Y
Hernandez, 2022 [61]	Prospective cohort study	Spain Medical records	Solid tumor	PCR	Mixed variants (Alpha, Delta, and	2 doses (MM vs PP)	NR; censor data Jun 2, 2022	<b>2 doses</b> mRNA-1273: 119	N	N	Y	N	Y

					Omicron) <sup>a</sup>	3 doses (MMM vs PPP)		BNT162b2: 2 <b>3 doses</b> mRNA-1273: 93 BNT162b2: 1					
Holroyd, 2022 [80]	Retrospective cohort study	USA Brigham MS Center CLIMB repository	Autoimmune disease	PCR, anti-Spike antibody testing (Roche Elecsys)	Delta <sup>a</sup>	2 doses (MM vs PP)	Jun to Dec 2021	mRNA-1273: 110 BNT162b2: 133	Y	N	Y	Y	Y
Joerns, 2022 [81]	Retrospective cohort study	USA University of Texas Southwestern Medical Center	Solid organ transplant	NR	Mixed variants <sup>a</sup>	2 doses (MM vs PP)	Mar 1, 2020 to Sep 24, 2021	mRNA-1273: 18 BNT162b2: 33	Y	Y	N	N	N
John, 2022 [82]	Retrospective cohort study	USA Veterans Outcomes and Costs Associated with Liver Disease cohort	Chronic liver disease	PCR	Mixed variants (Delta and Omicron)	2 doses (MM vs PP) 3 doses (MMM vs PPP)	Dec 18, 2020 to Feb 11, 2022	<b>2 doses</b> mRNA-1273: 6,875 BNT162b2: 6,166 <b>3 doses</b> mRNA-1273: 6,229 BNT162b2: 6,812	N	N	Y	N	Y



Kelly, 2022 [84]	Retrospective cohort study	USA Veterans Health Administration	Mixed cancer	Laboratory diagnosis	Mixed variants (Delta and Omicron)	3 doses (MMM vs PPP)	Jul 1, 2021 to Apr 29, 2022; follow-up until May 30, 2022	mRNA-1273: 79,517 BNT162b2: 67,780	Y	Y	Y	Y	N
Kelly, 2023 [83]	Retrospective cohort study	USA Veterans Health Administration COVID-19 Shared Data Resource	Mixed cancer	Laboratory diagnosis	Delta, Omicron, and mixed variants (Delta and Omicron)	3 doses (MMM vs PPP)	Jul 1, 2021 to Apr 9, 2022; follow-up until May 30, 2022	mRNA-1273: 101,749 BNT162b2: 87,308	Y	Y	Y	N	N
Khan, 2021 [85]	Retrospective cohort study	USA Veterans Health Administration	Autoimmune disease	PCR, antibody testing, or physician note	Alpha <sup>a</sup>	2 doses (MM vs PP)	Dec 18, 2020 to Apr 20, 2021	mRNA-1273: 3,380 BNT162b2: 2,873	Y	N	Y	N	N
Kissling, 2022 [122]	Test-negative case-control study	Europe (Croatia, France, Ireland, the Netherlands, Portugal, Romania, Spain [4 regions], England,	Mixed conditions	RT-PCR, antigen testing	Delta	2 doses (MM vs PP)	Jul to Aug 2021	mRNA-1273: 172 BNT162b2: 1,016	Y	Y	N	N	N

		Scotland) Medical records, questionnaires, vaccine registry											
Kopel, 2024 [67]	Retrospective cohort study	USA Veradigm Network EHR dataset and Komodo dataset	Cardiovascular disease, chronic kidney disease with and without hemodialysis, chronic respiratory condition, diabetes, immunocompromised, mixed conditions	HCP confirmed diagnosis codes	Omicron	≥3 doses (X <sup>c</sup> M vs X <sup>c</sup> P)	Sep 8, 2022 to May 31, 2023	mRNA-1273: 757,572 BNT162b2: 1,204,975	Y	N	Y	Y	N
Kshirsagar, 2022 [86]	Retrospective cohort study	USA medical claims data	Mixed conditions	Laboratory diagnosis	Mixed variants (Alpha and Delta) <sup>a</sup>	2 doses (MM vs PP)	Mar 10 to Oct 14, 2021	mRNA-1273: 5,480 BNT162b2: 11,339	N	N	Y	Y	Y
Liew, 2022 [87]	Retrospective cohort study	USA COVID-19 Global Rheumatology Alliance	Autoimmune disease	PCR, antigen or antibody test	Mixed variants (Alpha and Delta) <sup>a</sup>	2 doses (MM vs PP)	Jan 5 to Sep 30, 2021	mRNA-1273: 21 BNT162b2: 45	N	N	Y	Y	Y
Magnusson, 2021 [121]	Retrospective cohort study	Sweden Referring hospitals in Sweden	Solid organ transplant	PCR, antigen test	Mixed variants <sup>a</sup>	2 doses (MM vs PP)	Feb 1, 2020 to Apr 30, 2021	mRNA-1273: 3 BNT162b2: 4	Y	Y	Y	Y	N

Malinis, 2021 [88]	Retrospective cohort study	USA Yale New Haven Hospital	Solid organ transplant	NR	Mixed variants (Alpha and Delta) <sup>a</sup>	2 doses (MM vs PP)	Start date NR; end date as of May 18, 2021	mRNA-1273: 167 BNT162b2: 288	Y	N	Y	N	Y
Manley, 2023 [62]	Retrospective cohort study	USA EHR	CKD with hemodialysis	RT-PCR	Delta, pre-Delta, and mixed variants (Delta and pre-Delta)	2 doses (MM vs PP)	Feb 1 to Dec 18, 2021	mRNA-1273: 6,853 BNT162b2: 5,132	Y	N	Y	Y	Y
Marinaki, 2022 [119]	Prospective cohort study	Greece Hospital records from Laiko Hospital Athens	Solid organ transplant	PCR	Mixed variants (Delta and Omicron) <sup>a</sup>	2 doses (MM vs PP)	NR	mRNA-1273: 147 BNT162b2: 302	Y	N	Y	Y	N
Mazuecos, 2022 [105]	Retrospective cohort study	Spain Spanish Society of Nephrology COVID-19 Registry	Solid organ transplant	NR	Delta	2 doses (MM vs PP)	Apr 1 to Oct 2, 2021	mRNA-1273: 213 BNT162b2: 121	N	N	Y	Y	Y
Miao, 2023 [89]	Retrospective cohort study	USA Mayo Health Clinic in the Midwest	CKD with hemodialysis	Laboratory diagnosis	Mixed variants (Alpha, Delta, and Omicron)	2 doses (MM vs PP)	Apr 1, 2020 to Oct 31, 2022	mRNA-1273: 53 BNT162b2: 114	N	N	Y	Y	Y

Motwani, 2023 [63]	Prospective cohort study	USA Data source NR	Autoimmune disease	PCR	Mixed variants (Delta and Omicron) <sup>a</sup>	2 doses (MM vs PP)	>12 months	mRNA-1273: 684 BNT162b2: 1,170	Y	N	Y	Y	N
Mues, 2022 [64]	Retrospective cohort study	USA HealthVerity database	Hematologic malignancy, immunocompromised, mixed cancer, other (primary immunodeficiency syndrome), solid organ transplant	PCR or antigen test	Delta	2 doses (MM vs PP)	Dec 11, 2020 to Oct 12, 2021	mRNA-1273: 57,700 BNT162b2: 66,757	Y	N	Y	Y	N
Nguyen, 2023 [71]	Retrospective cohort study	USA EHR linked to pharmacy and medical claims	Mixed conditions	NR	Mixed variants (Delta and Omicron) <sup>a</sup>	2 doses (MM vs PP) 3 doses (MMM vs PPP)	Primary series: Feb 1 to Oct 18, 2021 Booster: Oct 19, 2021 to Jan 31, 2022	<b>2 doses</b> mRNA-1273: 855,458 BNT162b2: 842,335 <b>3 doses</b> mRNA-1273: 208,725 BNT162b2: 214,564	Y	N	Y	Y	N
Niu, 2022 [90]	Retrospective cohort study	USA Memorial Healthcare System,	Mixed conditions	NR	Delta <sup>a</sup>	2 doses (MM vs PP)	Jun 1 to Sep 20, 2021	mRNA-1273: 37 BNT162b2: 225	N	N	Y	N	Y

		Hollywood, Florida											
Odriozola, 2022 [106]	Retrospective cohort study	Spain Medical records and patient surveys from Marqués de Valdecilla University Hospital and San Pedro Hospital	Solid organ transplant	RAT confirmed by RT-PCR or antigen test	Omicron	3 doses (MMM vs MMP)	Late Nov 2021 to Feb 23, 2022	mRNA-1273: 23 BNT162b2: 6	N	N	Y	Y	Y
Parsons, 2023 [91]	Prospective cohort study	USA Beth Israel Deaconess Medical Center lupus cohort	Autoimmune disease	PCR or anti-nucleocapsid IgG assay	Mixed variants (Delta and Omicron) <sup>a</sup>	2 doses (MM vs PP) 3 doses (MMM vs PPP)	Dec 2020 to Mar 2022	<b>2 doses</b> mRNA-1273/BNT162b2: 16 <sup>d</sup> <b>3 doses</b> mRNA-1273: 27 BNT162b2: 35	Y	N	N	N	N
Patel, 2023 [92]	Retrospective cohort study	USA EHR from Mass General Brigham	Autoimmune disease	PCR or antigen test	Mixed variants (Delta and Omicron) <sup>a</sup>	2 doses (MM vs PP)	Dec 11, 2020 to Nov 15, 2021	mRNA-1273: 4,588 BNT162b2: 6,080	Y	N	N	N	N
Pinana, 2022 [107]	Prospective cohort study	Spain GETH-TC registry	Hematologic malignancy	PCR or antigen test	Delta <sup>a</sup>	2 doses (MM vs PP)	Dec 2020 to early Dec 2021	mRNA-1273: 983 BNT162b2: 362	Y	N	N	N	N

Pinana, 2023a [109]	Prospective cohort study	Spain GETH-TC registry	Hematologic malignancy	PCR or antigen test	Mixed variants (Alpha or Beta, Delta, and Omicron )	2 doses (MM vs PP)  3 doses (MMM vs PPP)	Primary: Dec 30, 2020 to Jun 30, 2021 Booster: until Jul 28, 2022	<b>2 doses</b> mRNA-1273: 1,086 BNT162b2: 410 <b>3 doses</b> mRNA-1273: 910 BNT162b2: 361	Y	N	N	N	N
Pinana, 2023b [108]	Prospective cohort study	Spain GETH-TC registry	Hematologic malignancy	PCR or antigen test	Mixed variants (Alpha or Beta, Delta, and Omicron )	2 doses (MM vs PP)  3 doses (MMM vs PPP)	Primary: Dec 30, 2020 to Jun 30, 2021 Booster: until Jul 28, 2022	<b>2 doses</b> mRNA-1273: 456 BNT162b2: 97 <b>3 doses</b> mRNA-1273: 97 BNT162b2: 382	Y	N	N	N	N
Pino, 2022 [114]	Retrospective cohort study	Italy Medical Oncology Unit in Florence at Santa Maria Annunziata, Serristori and Borgo San Lorenzo Hospitals	Mixed cancer	NR	Alpha <sup>a</sup>	2 doses (MM vs PP)	Mar 26 to Apr 4, 2021	mRNA-1273: 527 BNT162b2: 96	Y	N	N	N	N

Quiroga, 2022 [68]	Prospective cohort study	Spain Hospital	CKD with hemodialysis	PCR or antigen test	NR	3 doses (XXM vs XXP)	NR	mRNA-1273: 481 BNT162b2: 230	Y	N	N	N	N
Radcliffe, 2022 [100]	Retrospective cohort study	USA Medical chart records from transplant center	Solid organ transplant	PCR	NR	3 doses (MMM vs PPP) 4 doses (MMM M vs PPPP)	NR	<b>3 doses</b> mRNA-1273: 142 BNT162b2: 282 <b>4 doses</b> mRNA-1273: 1 BNT162b2: 2	Y	N	N	N	N
Raptis, 2023 [65]	Prospective cohort study	Switzerland SCQM registry	Autoimmune disease	Patient-reported PCR or antigen test	Mixed variants (Delta and Omicron) <sup>a</sup>	3 doses (MMM or RRM vs PPP or RRP)	Dec 8, 2021 to Nov 24, 2022	mRNA-1273: 218 BNT162b2: 227	Y	N	N	N	N
Risk, 2022 [93]	Retrospective cohort study	USA Michigan Medicine healthcare system	Autoimmune disease	PCR	Omicron	2 doses (MM vs PP) 3 doses (MMM vs PPP)	Dec 16, 2021 to Mar 4, 2022	mRNA-1273: 4,863 <sup>d</sup> BNT162b2: 4,863 <sup>d</sup>	Y	N	Y	Y	N
Rodriguez-Mora, 2023 [110]	Prospective cohort study	Spain EHR from patients with CML at Hospital Universitario Ramon y Cajal	Hematologic malignancy	Antigen test	Mixed variants (Alpha, Delta, and Omicron) <sup>a</sup>	2 doses (MM vs PP)	Jan 2021 to 17 months after second dose	mRNA-1273: 16 BNT162b2: 9	Y	N	N	N	N

Rooney, 2022 [94]	Retrospective cohort study	USA University of Kansas	Mixed cancer	PCR	Delta	2 doses (MM vs PP)	Feb to Oct 2021	mRNA-1273: 2,993 BNT162b2: 6,423	Y	N	N	N	N
Shen, 2022 [95]	Retrospective cohort study	USA Michigan Medicine healthcare system	Autoimmune disease	Laboratory test	Delta	2 doses (MM vs PP)	Jan 1 to Dec 7, 2021	mRNA-1273: 2,046 BNT162b2: 2,064	Y	N	Y	Y	N
Sibbel, 2022 [96]	Retrospective cohort study	USA Dialysis organization	CKD with hemodialysis	PCR	Alpha <sup>a</sup>	2 doses (MM vs PP)	Jan 15 to Apr 30, 2021	mRNA-1273: 19,900 BNT162b2: 10,140	Y	N	Y	Y	Y
Singh, 2021 [97]	Retrospective cohort study	USA National COVID Cohort Collective	Autoimmune disease	NR	Mixed variants <sup>a</sup>	2 doses (MM vs PP)	Jan 2020 to Sep 23, 2021	mRNA-1273: 11,300 BNT162b2: 30,670	Y	N	N	N	N
Song, 2022 [70]	Retrospective cohort study	USA National COVID Cohort Collective	<u>Hematologic malignancy.</u> <u>mixed cancer</u>	RT-PCR	Mixed variants (Alpha and Delta) <sup>a</sup>	2 doses (MM vs PP)	Dec 1, 2020 to May 31, 2021	mRNA-1273: 15,895 BNT162b2: 43,259	Y	N	Y	N	N
Sormani, 2022 [115]	Prospective cohort study	Italy 35 Italian multiple sclerosis centers	Autoimmune disease	PCR	Delta, Omicron, and mixed variants (Delta and Omicron)	2 doses (MM vs PP)	Mar 4 to Dec 15, 2021	mRNA-1273: 314 BNT162b2: 1,391	Y	N	N	N	N



Sun, 2024 [66]	Retrospective cohort study	USA HealthVerity database	Immunocompromised	NR	Mixed variants <sup>a</sup>	3 doses (RRM vs RRP)	Dec 11, 2021 to Aug 31, 2022	mRNA-1273: 52,943 BNT162b2: 60,084	Y	N	Y	Y	N
Valkov, 2023 [117]	Retrospective cohort study	Bulgaria Bulgarian Ministry of Health United Information Portal	Diabetes	RT-PCR, antigen test	Mixed variants <sup>a</sup>	2 doses (MM vs PP) 3 doses (JM vs JP; AAM vs AAP)	Mar 2020 to Jun 2022	<b>2 doses</b> mRNA-1273: 73 BNT162b2: 553 <b>3 doses</b> mRNA-1273: 6 BNT162b2: 55	N	N	Y	N	Y
Wang, 2022 [98]	Retrospective cohort study	USA EHR	Hematologic malignancy	NR	Mixed variants (Alpha and Delta) <sup>a</sup>	2 doses (MM vs PP)	Dec 2020 to Oct 2021	mRNA-1273: 1,239 BNT162b2: 4,658	Y	N	Y	Y	N
Wing, 2023 [102]	Retrospective cohort study	Canada Provincial health administrative databases	CKD with hemodialysis	RT-PCR	Omicron	3 doses (MMM vs PPP)	Dec 1, 2021 to Feb 28, 2022	mRNA-1273: 1,662 BNT162b2: 4,761	Y	N	N	N	N
Yeo, 2022 [123]	Prospective cohort study	Singapore National Neuroscience Institute and National University Hospital	Autoimmune disease	PCR, RAT	Delta <sup>a</sup>	2 doses (MM vs PP) 3 doses (MMM vs PPP)	Aug 1, 2021 to Dec 31, 2021	<b>2 doses</b> mRNA-1273: 38 BNT162b2: 327 <b>3 doses</b>	Y	Y	Y	Y	N

								mRNA-1273:31 BNT162b2:141					
Yetmar, 2022 [99]	Retrospective cohort study	USA NR	Solid organ transplant	PCR, antigen test	Delta	2 doses (MM vs PP)	Aug to Sep 2021	mRNA-1273: 12 BNT162b2: 22	N	N	Y	N	Y

920 <sup>a</sup> Assumed based on study period.

921 <sup>b</sup> Number of vaccinated participants included in the infection analysis. For the symptomatic infection analysis, n=1,831 (mRNA-1273) and  
922 n=2,139 (BNT162b2; for the severe infection analysis, n=1,518 (mRNA-1273) and n=1,638 (BNT162b2).

923 <sup>c</sup> Undefined number of doses of any vaccine prior to the Omicron-containing bivalent original-BA4-5 booster dose.

924 <sup>d</sup> Overall number of vaccinated participants. No separate numbers per vaccine arm were provided.

925 A, dose of AstraZeneca ChAdOx1 COVID-19 vaccine; CKD, chronic kidney disease; CML, chronic myeloid leukemia; IgG, immunoglobulin  
926 G; J, dose of Johnson & Johnson Ad26.COV2.S COVID-19 vaccine; EHR, electronic health record; M, dose of Moderna mRNA-1273 COVID-  
927 19 vaccine; MS, multiple sclerosis; NR, not reported; NS, not specified; PCR, polymerase chain reaction; P, dose of Pfizer/BioNTech  
928 BNT162b2 COVID-19 vaccine; R, dose of any mRNA COVID-19 vaccine; RAT, rapid antigen test; RT-PCR, reverse transcription polymerase  
929 chain reaction; X, dose of unknown COVID-19 vaccine.

930

931 **Table 2** Summary of overall GRADE findings in adults with at least one underlying medical condition

Certainty assessment							mRNA-1273, n/N (%) <sup>a</sup>	BNT162b2, n/N (%) <sup>a</sup>	RR (95% CI)	Certainty
Studies, n	Study design	RoB	Inconsistency	Indirectness	Imprecision	Other considerations				
<b>SARS-CoV-2 infection</b>										
52	Non randomized	Not serious	Very serious <sup>b</sup>	Very serious <sup>c</sup>	Not serious	Strong association	45,454/ 1,905,056  (2.38%)	70,272/ 2,429,031  (2.89%)	0.85  (0.79–0.92)	Type 4 <sup>d</sup>
<b>Symptomatic SARS-CoV-2 infection</b>										
11	Non randomized	Not serious	Not serious	Serious <sup>e</sup>	Not serious	Strong association	2,597/ 631,889  (0.41%)	3,262/ 621,815  (0.52%)	0.75  (0.65–0.86)	Type 3 <sup>f</sup>
<b>Severe SARS-CoV-2 infection</b>										
42	Non randomized	Serious <sup>g</sup>	Not serious	Very serious <sup>h</sup>	Not serious	Strong association	3,708/ 1,804,252	6,222/ 2,267,374	0.83  (0.78– 0.89)	Type 4 <sup>i</sup>

							(0.20%)	(0.27%)		
<b>Hospitalization due to COVID-19</b>										
27	Non randomized	Serious <sup>j</sup>	Not serious	Serious <sup>k</sup>	Not serious	Strong association	3,383/ 1,193,030 (0.28%)	5,658/ 1,655,375 (0.34%)	0.88 (0.82– 0.94)	Type 4 <sup>i</sup>
<b>Death due to COVID-19</b>										
21	Non randomized	Serious <sup>l</sup>	Not serious	Very serious <sup>m</sup>	Serious <sup>n</sup>	Strong association	138/ 81,556 (0.17%)	206/ 72,883 (0.28%)	0.84 (0.76–0.93)	Type 4 <sup>o</sup>

932

933 GRADE, Grading of Recommendations, Assessments, Development, and Evaluations; HR, hazard ratio; IRR, incidence rate ratio; OR, odds  
934 ratio; RoB, risk of bias; RR, relative risk; VE, vaccine effectiveness.

935 <sup>a</sup> Total number of patients across studies that reported the number of events and sample size for a particular outcome. Studies that reported only  
936 VE, RR, OR, HR, or IRR were not counted

937 <sup>b</sup> Rating downgraded due to considerable heterogeneity ( $I^2=92.5\%$ )

938 <sup>c</sup> Major concern for population heterogeneity: Patients with mixed conditions or “immunocompromised” patients (as defined in the article) were  
939 considered in 15.4% of studies. Additionally, the studies may have included patients with comorbidities not of interest and patients with

940 differences in the use of immunosuppressive therapies. Some concern for intervention heterogeneity, outcome heterogeneity and indirect  
941 comparison: Intervention comparison pairs were heterogeneous in 3.8% of studies; indirect comparison was performed in 5.8% of studies;  
942 outcome definitions were rather heterogeneous (test positive and/or symptomatic, any severity)

943 <sup>d</sup> Lower grading (type 4) due to very serious concern for inconsistency and indirectness

944 <sup>e</sup> Major concern for population heterogeneity: Patients with mixed conditions were considered in 18.2% of studies. Additionally, the studies may  
945 have included patients with comorbidities not of interest and patients with differences in the use of immunosuppressive therapies. Some concern  
946 for indirect comparison: Indirect comparison was performed in 9.1% of studies

947 <sup>f</sup> Lower grading (type 3) due to serious concern for indirectness and nonrandomized studies

948 <sup>g</sup> Serious or very serious RoB in 19 of 42 studies (45.3%): Boekel 2022 [120], Capuano 2023 [112], Dimitrov 2023 [116], Embi 2021 [76],  
949 Figueiredo 2021 [78], Hernandez 2022 [61], Kshirsagar 2022 [86], Liew 2022 [87], Magnusson 2021 [121], Malinis 2021 [88], Manley 2023  
950 [62], Marinaki 2022 [119], Miao 2023 [89], Motwani 2023 [63], Odriozola 2022 [106], Song 2022 [70], Valkov 2023 [117], Wang 2022 [98],  
951 and Yetmar 2022 [99]

952 <sup>h</sup> Major concern for population heterogeneity: SARS-CoV-2-infected subset of the vaccinated population was studied or patients with mixed  
953 conditions or “immunocompromised” patients (as defined in the article) were considered in 30.9% of studies. Additionally, the studies may have  
954 included patients with comorbidities not of interest and patients with differences in the use of immunosuppressive therapies. Some concern for  
955 intervention heterogeneity, outcome heterogeneity and indirect comparison: Intervention comparison pairs were heterogeneous in 7.1% of  
956 studies; indirect comparison was performed in 9.5% of studies; outcome definitions were rather heterogeneous (defined severe infection and  
957 derived from hospitalization and/or death)

958 <sup>i</sup> Lower grading (type 4) due to serious concern for RoB and indirectness

959 <sup>j</sup> Serious or very serious RoB in 12 of 27 studies (44.4%): Boekel 2022 [120], Embi 2021 [76], Figueiredo 2021 [78], Kshirsagar 2022 [86],  
960 Liew 2022 [87], Magnusson 2021 [121], Manley 2023 [62], Marinaki 2022 [119], Miao 2023 [89], Motwani 2023 [63], Odriozola 2022 [106],  
961 and Wang 2022 [98]

962 <sup>k</sup> Major concern for population heterogeneity: SARS-CoV-2-infected subset of the vaccinated population was studied or patients with mixed  
963 conditions or “immunocompromised” patients (as defined in the article) were considered in 44.4% of studies. Additionally, the studies may have  
964 included patients with comorbidities not of interest and patients with differences in the use of immunosuppressive therapies. Some concern for  
965 intervention heterogeneity and indirect comparison: Intervention comparison pairs were heterogeneous in 3.7% of studies; indirect comparison  
966 was performed in 14.8% of studies

967 <sup>l</sup> Serious or very serious RoB in 12 of 21 studies (57.1%): Boekel 2022 [120], Capuano 2023 [112], Dimitrov 2023 [116], Hernandez 2022 [61],  
968 Kshirsagar 2022 [86], Liew 2022 [87], Malinis 2021 [88], Manley 2023 [62], Miao 2023 [89], Odriozola 2022 [106], Valkov 2023 [117], and  
969 Yetmar 2022 [99]

970 <sup>m</sup> Major concern for population heterogeneity and intervention heterogeneity: SARS-CoV-2-infected subset of the vaccinated population was  
971 studied or patients with mixed conditions or “immunocompromised” patients (as defined in the article) were considered in 52.4% of studies.  
972 Additionally, the studies may have included patients with comorbidities not of interest and patients with differences in the use of  
973 immunosuppressive therapies. Intervention comparison pairs were heterogeneous in 19.0% studies. Some concern for indirect comparison:  
974 Indirect comparison was performed in 4.8% of studies

975 <sup>n</sup> Rating downgraded due to 17 out of 21 studies (81.0%) with 95% CIs crossing thresholds of harm as well as benefit

976 <sup>o</sup> Lower grading (type 4) due to serious concern for RoB and imprecision and very serious concern for indirectness

977 **Table 3** Summary of overall GRADE findings in adults with CEV 1 or 2 conditions

Certainty assessment							mRNA-1273, n/N (%) <sup>a</sup>	BNT162b2, n/N (%) <sup>a</sup>	RR (95% CI)	Certain y
Studies, n	Study design	RoB	Inconsistenc y	Indirectne ss	Imprecisio n	Other considerations				
<b>SARS-CoV-2 infection</b>										
38	Non randomized	Serious <sup>b</sup>	Serious <sup>c</sup>	Serious <sup>d</sup>	Not serious	Strong association	16,456/ 983,311 (1.67%)	23,707 /1,120,372 (2.12%)	0.90  (0.84 –0.97)	Type 4 <sup>e</sup>
<b>Symptomatic SARS-CoV-2 infection</b>										
6	Non randomized	Not serious	Not serious	Not serious	Not serious	Possible publication bias	2,112/ 629,848 (0.34%)	2,415/ 618,517 (0.39%)	0.83  (0.68–1.01)	Type 3 <sup>f</sup>
<b>Severe SARS-CoV-2 infection</b>										

28	Non randomized	Serious <sup>g</sup>	Not serious	Very serious <sup>h</sup>	Not serious	Strong association	1,701/ 946,925  (0.18%)	2,738/ 1,035,591  (0.26%)	0.81  (0.77– 0.86)	Type 4 <sup>i</sup>
<b>Hospitalizaion due to COVID-19</b>										
22	Non randomized	Serious <sup>j</sup>	Not serious	Very serious <sup>k</sup>	Serious <sup>l</sup>	Strong association	1,603/390,141  (0.41%)	2,535/479,736  (0.53%)	0.84  (0.79– 0.89)	Type 4 <sup>m</sup>
<b>Death due to COVID-19</b>										
13	Non randomized	Very serious <sup>n</sup>	Not serious	Serious <sup>o</sup>	Serious <sup>p</sup>	Strong association	76 /31,813  (0.24%)	73/ 20,652  (0.35%)	0.68  (0.50– 0.91)	Type 4 <sup>m</sup>

978 CEV, clinically extremely vulnerable; GRADE, Grading of Recommendations, Assessments, Development, and Evaluations; HR, hazard ratio;  
979 IRR, incidence rate ratio; OR, odds ratio; RoB, risk of bias; RR, relative risk; VE, vaccine effectiveness.



980 <sup>a</sup> Total number of patients across studies that reported the number of events and sample size for a particular outcome. Studies that reported only  
981 VE, RR, OR, HR, or IRR were not counted

982 <sup>b</sup> Serious or very serious RoB in 12 out of 38 studies (31.6%): Alkadi 2022 [69], Boekel 2022 [120], Chen 2023 [124], Embi 2021 [76],  
983 Magnusson 2021 [121], Malinis 2021 [88], Manley 2023 [62], Marinaki 2022 [119], Motwani 2023 [63], Radcliffe 2022 [100], Rooney 2022  
984 [94], and Wang 2022 [98]

985 <sup>c</sup> Rating downgraded due to considerable heterogeneity ( $I^2=80.2\%$ )

986 <sup>d</sup> Some concern for population, intervention, outcome heterogeneity and indirect comparison: Patients with mixed conditions were considered in  
987 13.2% of studies. Additionally, the studies may have included patients with comorbidities not of interest and patients with differences in the use  
988 of immunosuppressive therapies. Intervention comparison pairs were heterogeneous in 2.6% studies. Indirect comparison was performed in 5.3%  
989 studies. Outcome definitions rather heterogeneous (test positive and/or symptomatic, any severity)

990 <sup>e</sup> Lower grading (type 4) due to serious concern for RoB and inconsistency and very serious concern for indirectness

991 <sup>f</sup> Low grading (type 3) due to possible publication bias and inclusion of only nonrandomized studies

992 <sup>g</sup> Serious or very serious RoB in 15 out of 28 studies (53.6%): Boekel 2022 [120], Capuano 2023 [112], Embi 2021 [76], Hernandez 2022 [61],  
993 Liew 2022 [87], Magnusson 2021 [121], Malinis 2021 [88], Manley 2023 [62], Marinaki 2022 [119], Miao 2023 [89], Motwani 2023 [63],  
994 Odriozola 2022 [106], Song 2022 [70], Wang 2022 [98], and Yetmar 2022 [99]

995 <sup>h</sup> Major concern for population heterogeneity: SARS-CoV-2-infected subset of the vaccinated population was studied or patients with mixed  
996 conditions or “immunocompromised” patients (as defined in the article) were considered in 28.6% of studies. Additionally, the studies may have  
997 included patients with comorbidities not of interest and patients with differences in the use of immunosuppressive therapies. Some concern for  
998 intervention heterogeneity, outcome heterogeneity and indirect comparison: Intervention comparison pairs were heterogeneous in 3.6% of  
999 studies; indirect comparison was performed in 10.7% of studies; outcome definitions were rather heterogeneous (defined severe infection and  
1000 derived from hospitalization and/or death)

1001 <sup>i</sup> Lower grading (type 4) due to serious concern for RoB and very serious concern for indirectness

1002 <sup>j</sup> Serious or very serious RoB in 11 out of 22 studies (50.0%): Boekel 2022 [120], Embi 2021 [76], Holroyd 2022 [80], Liew 2022 [87],  
1003 Magnusson 2021 [121], Manley 2023 [62], Marinaki 2022 [119], Miao 2023 [89], Motwani 2023 [63], Odriozola 2022 [106], and Wang 2022  
1004 [98]

1005 <sup>k</sup> Major concern for population heterogeneity and indirect comparison: SARS-CoV-2-infected subset of the vaccinated population was studied or  
1006 patients with mixed conditions or “immunocompromised” patients (as defined in the article) were considered in 40.9% of studies. Additionally,  
1007 the studies may have included patients with comorbidities not of interest and patients with differences in the use of immunosuppressive  
1008 therapies. Indirect comparison was performed in 18.2% of studies. Some concern for intervention heterogeneity: Intervention comparison pairs  
1009 were heterogeneous in 4.5% of studies

1010 <sup>l</sup> Rating downgraded due to 14 out of 22 studies (63.6%) with 95% CIs crossing thresholds of harm as well as benefit

1011 <sup>m</sup> Lower grading (Type 4) due to serious concern for risk of bias, indirectness and imprecision

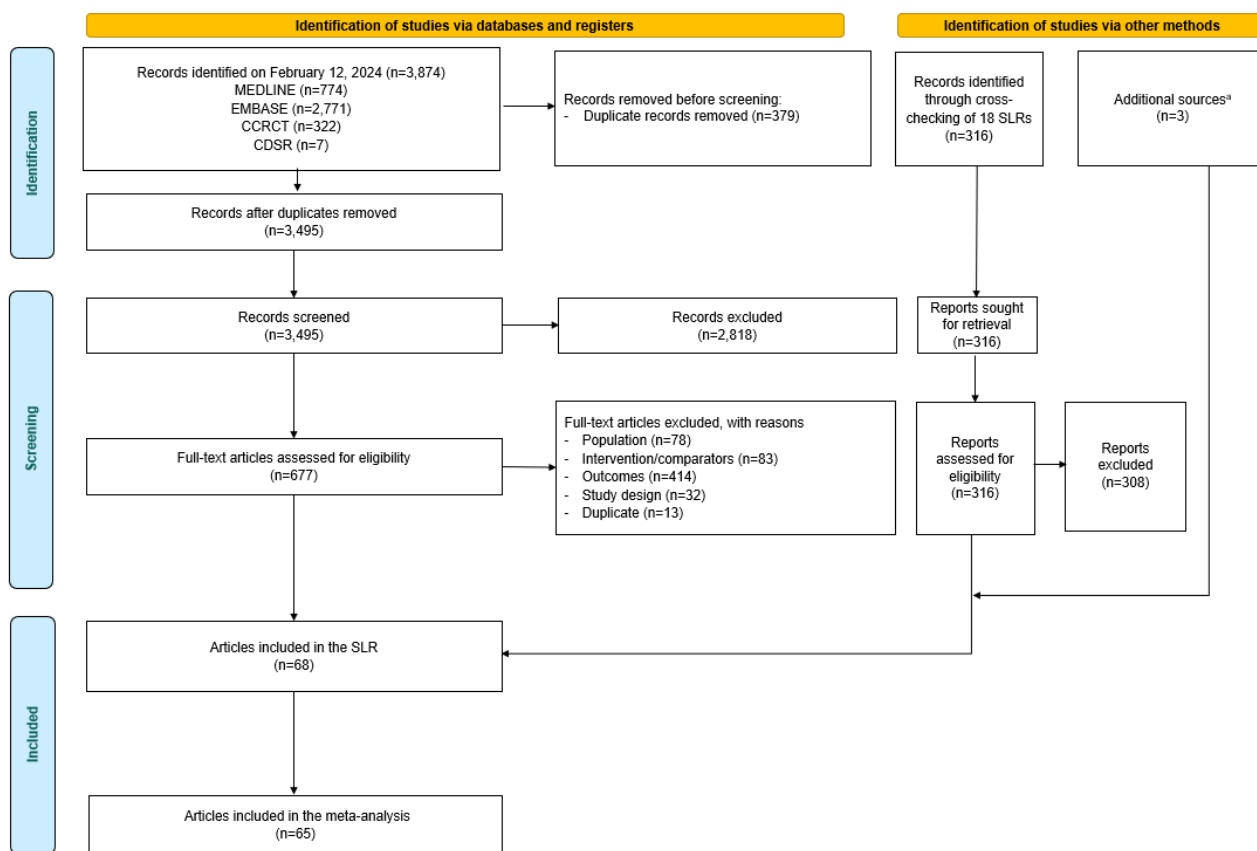
1012 <sup>n</sup> Serious or very serious RoB in 9 out of 13 studies (69.2%): Boekel 2022 [120], Capuano 2023 [112], Hernandez 2022 [61], Liew 2022 [87],  
1013 Malinis 2021 [88], Manley 2023 [62], Miao 2023 [89], Odriozola 2022 [106], and Yetmar 2022 [99]

1014 <sup>o</sup> Major concern for population heterogeneity: SARS-CoV-2-infected subset of the vaccinated population was studied or patients with mixed  
1015 conditions or “immunocompromised” patients (as defined in the article) were considered in 46.2% of studies. Additionally, the studies may have  
1016 included patients with comorbidities not of interest and patients with differences in the use of immunosuppressive therapies. Some concern for  
1017 intervention heterogeneity: Intervention comparison pairs were heterogeneous in 7.7% of studies

1018 <sup>p</sup> Rating downgraded due to 11 out of 13 studies (84.6%) with 95% CIs crossing thresholds of harm as well as benefit

1019 **FIGURES**

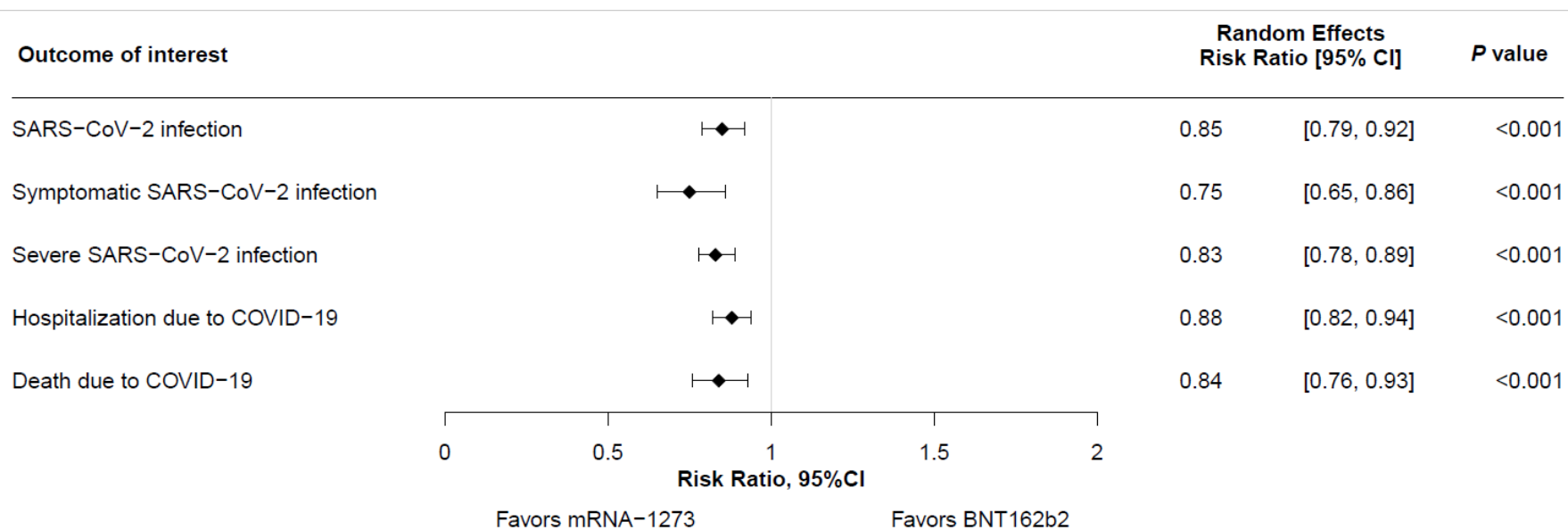
1020 **Fig. 1** PRISMA flow diagram. <sup>a</sup> Includes 2 preprints and 1 poster. CCRT, Cochrane Central  
 1021 Register of Controlled Trials; CDSR, Cochrane Database of Systematic Reviews; PRISMA,  
 1022 Preferred Reporting Items for Systematic Reviews and Meta-Analyses; SLR, systematic  
 1023 literature review.



1024

1025

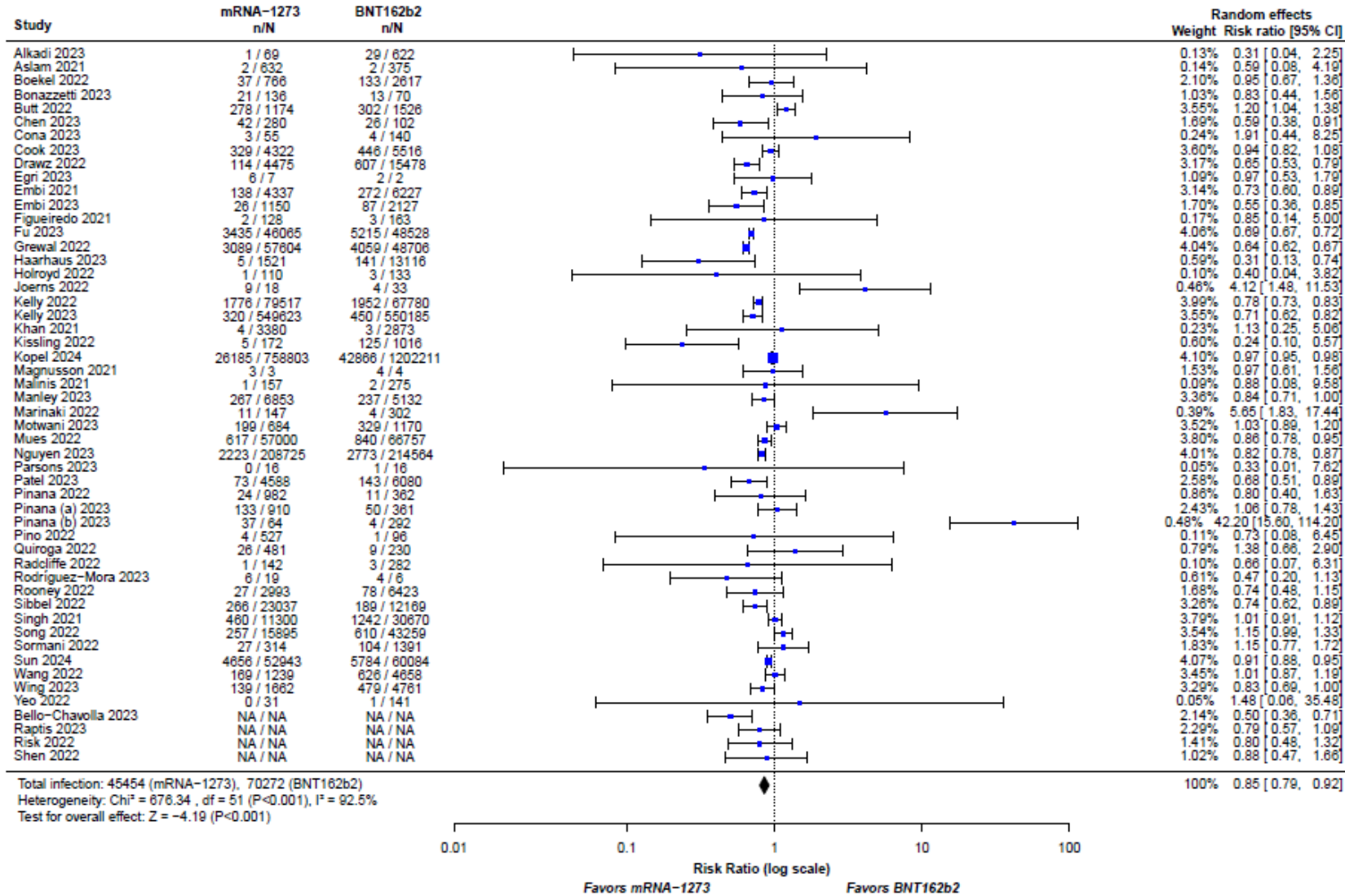
1026 **Fig. 2** Summary of meta-analysis results on clinical effectiveness outcomes of the mRNA-1273 versus BNT162b2 COVID-19 vaccines in the  
 1027 overall population of adults with at least one of the following underlying medical conditions: autoimmune disease, solid tumor, solid organ  
 1028 transplant, hematologic malignancy, chronic kidney disease with and without hemodialysis, type 1 and 2 diabetes, cardiovascular disease,  
 1029 cerebrovascular disease, chronic liver condition, neurologic condition, chronic respiratory condition, obesity.



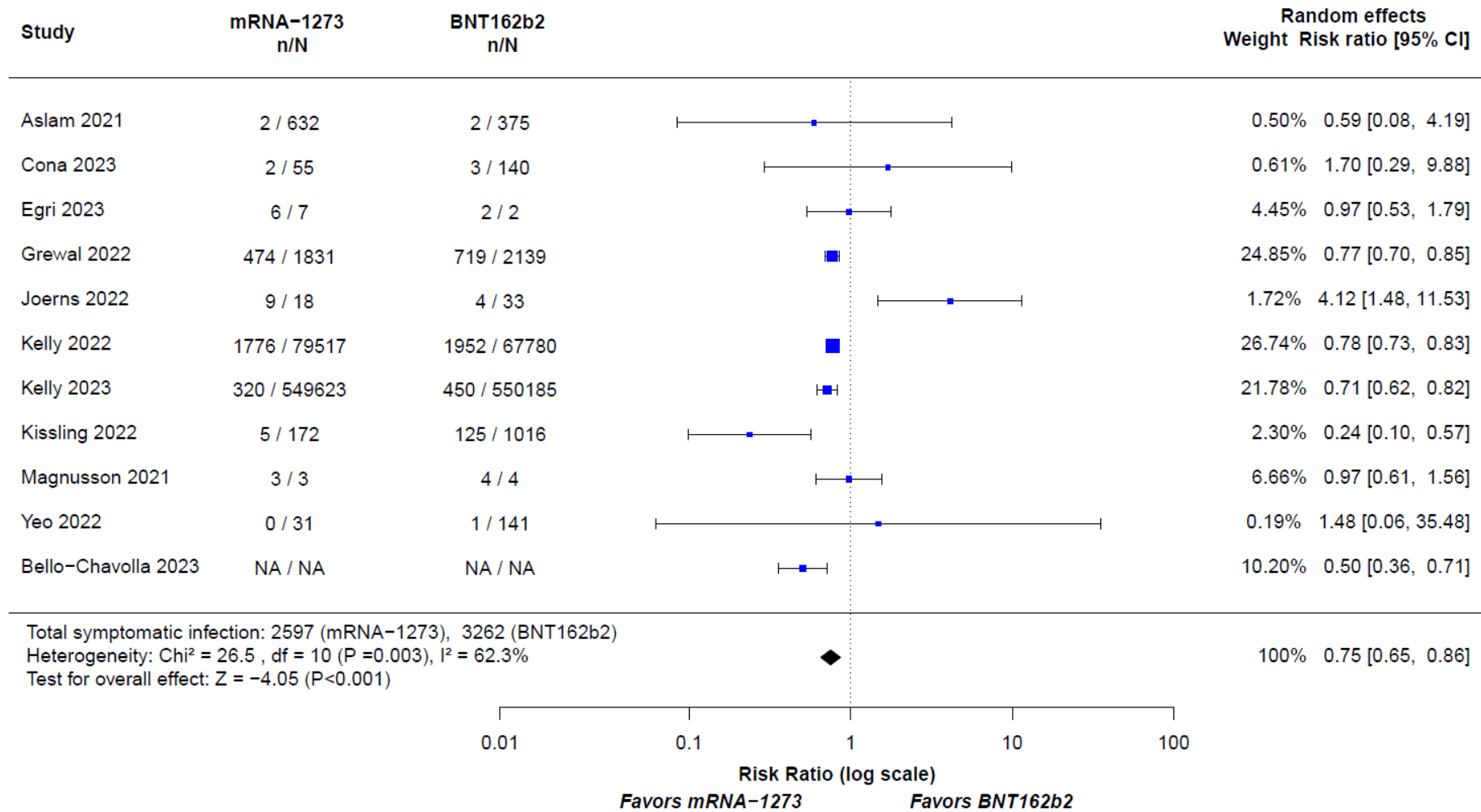
1030

1031 **Fig. 3** Meta-analysis results comparing the mRNA-1273 versus BNT162b2 COVID-19 vaccines in the overall population of adults with at least  
1032 one medical condition<sup>a</sup> by study for (a) SARS-CoV-2 infection, (b) symptomatic SARS-CoV-2 infection, (c) severe SARS-CoV-2 infection, (d)  
1033 hospitalization due to COVID-19, and (e) death due to COVID-19. <sup>a</sup>Autoimmune disease, solid tumor, solid organ transplant, hematologic  
1034 malignancy, chronic kidney disease with and without hemodialysis, type 1 and 2 diabetes, cardiovascular disease, cerebrovascular disease,  
1035 chronic liver condition, neurologic condition, chronic respiratory condition, obesity.

1036 (a) SARS-CoV-2 infection (n=52)

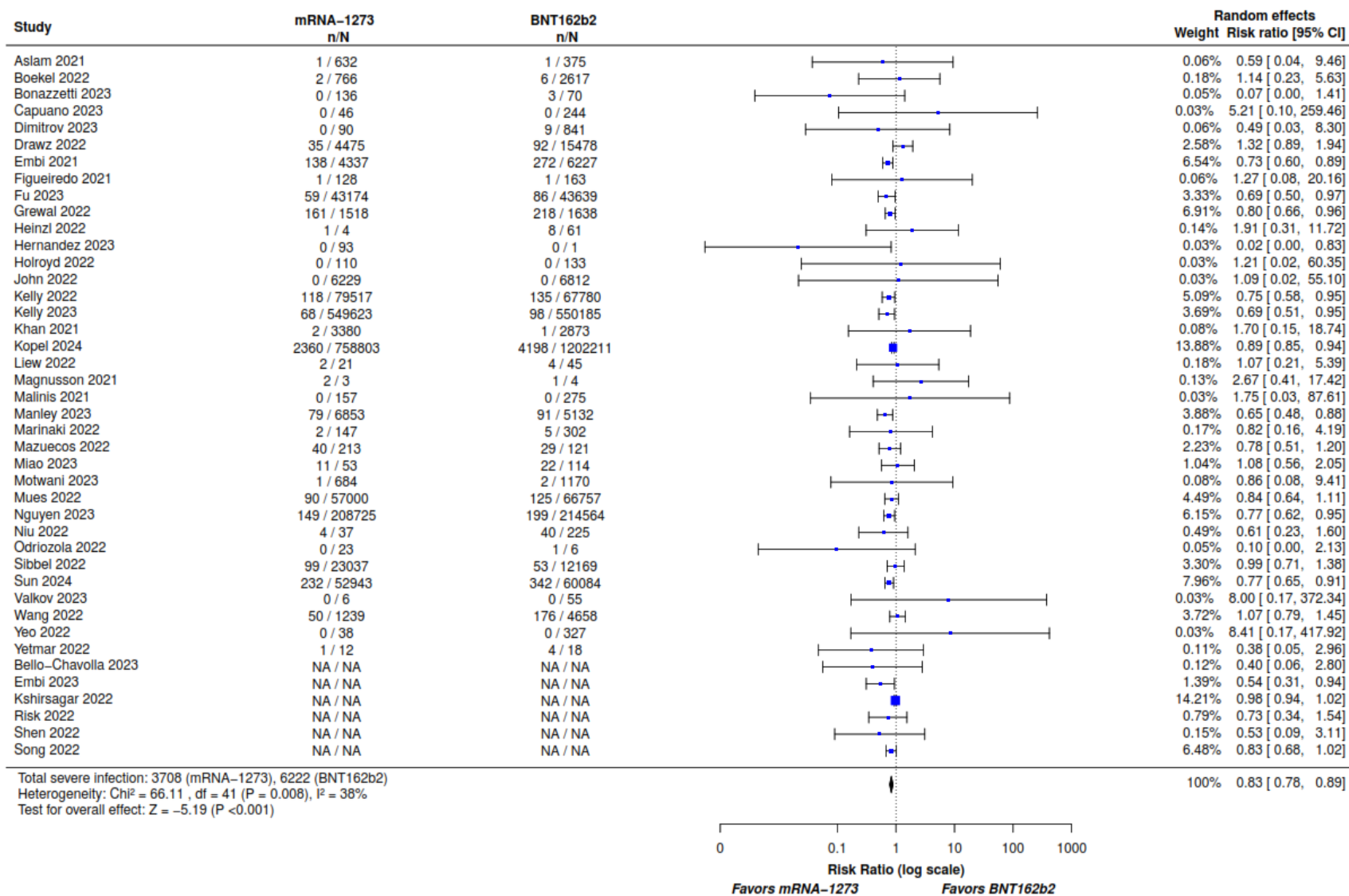


1038 (b) Symptomatic SARS-CoV-2 infection (n=11)



1039

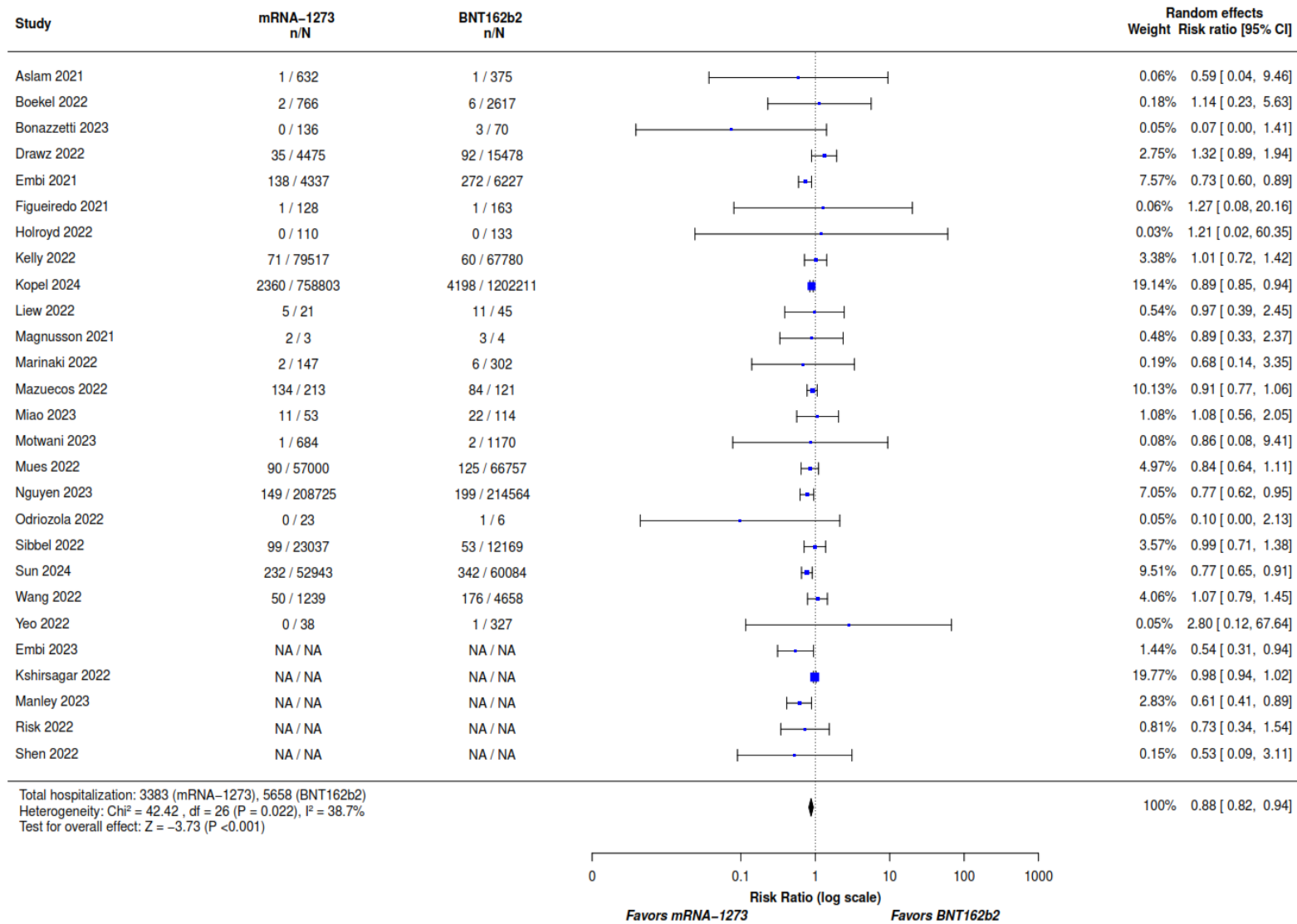
1040 (c) Severe SARS-CoV-2 infection (n=42)



1041

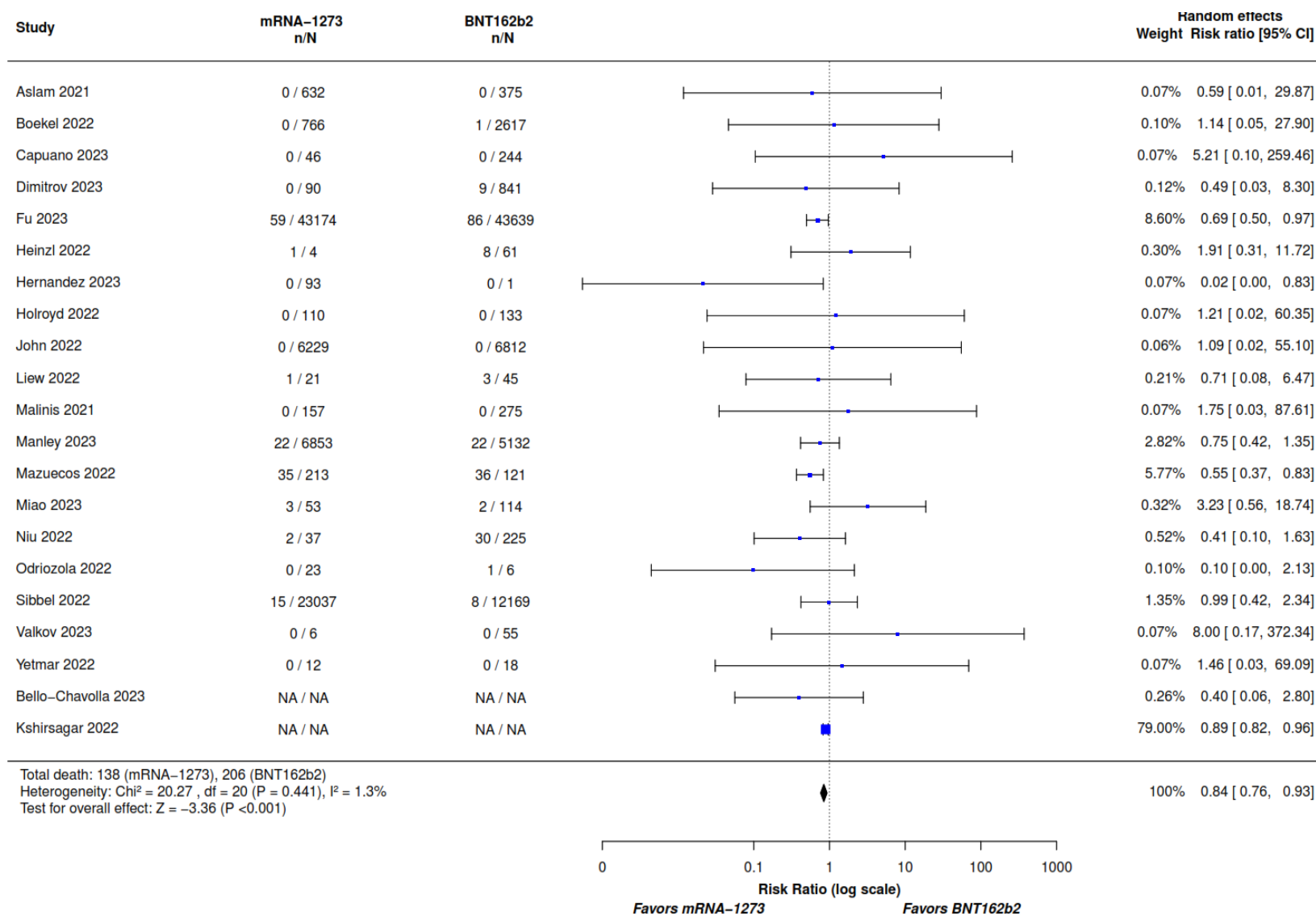


1042 (d) Hospitalization due to COVID-19 (n=27)



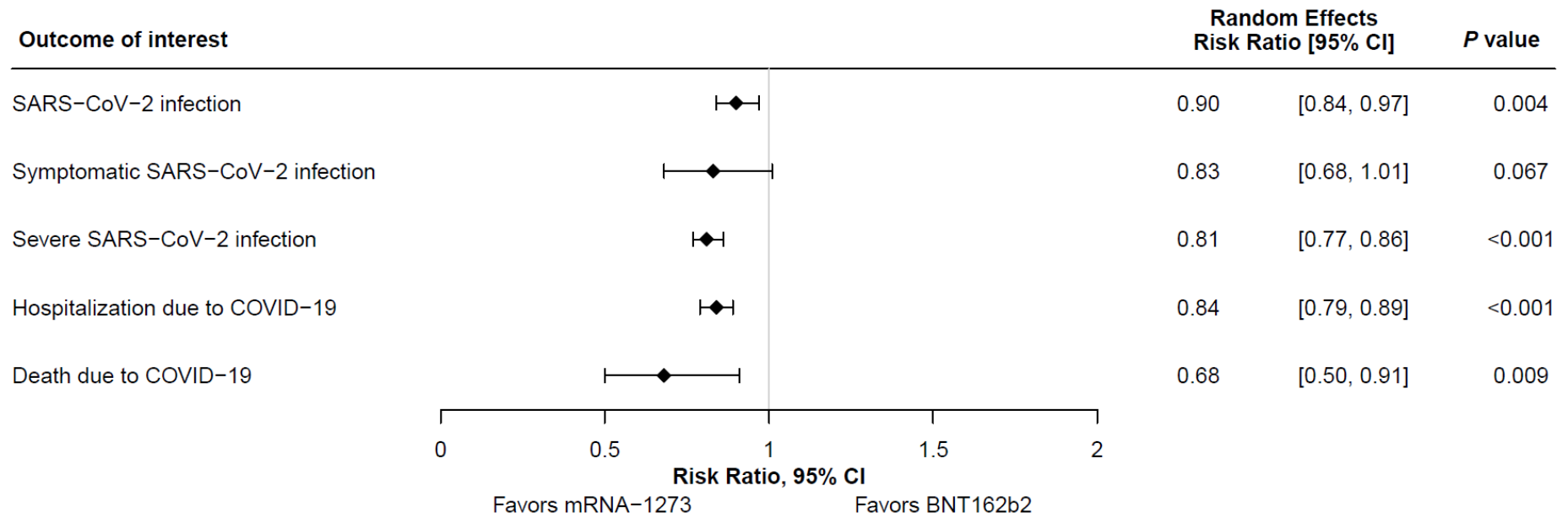
1043

1044 (e) Death due to COVID-19 (n=21)



1045

1046 **Fig. 4** Summary of meta-analysis results on clinical effectiveness outcomes of the mRNA-1273 versus BNT162b2 COVID-19 vaccines in adults  
 1047 with CEV 1 and 2 conditions. CEV, clinically extremely vulnerable.



1048

1049

1050 **Fig. 5** Summary of subgroup meta-analysis results on clinical effectiveness outcomes of the mRNA-1273 versus BNT162b2 COVID-19  
 1051 vaccines in adults with (a) at least one underlying medical condition<sup>a</sup> and (b) CEV 1 and 2 conditions. <sup>a</sup>Autoimmune disease, solid tumor, solid  
 1052 organ transplant, hematologic malignancy, chronic kidney disease with and without hemodialysis, type 1 and 2 diabetes, cardiovascular disease,  
 1053 cerebrovascular disease, chronic liver condition, neurologic condition, chronic respiratory condition, obesity. Blue shading represents  
 1054 statistically significant RR in favor of mRNA-1273 over BNT162b2, purple shading represents statistically nonsignificant RR, and pink shading  
 1055 represents statistically nonsignificant RR in favor of BNT162b2 over mRNA-1273. CEV, clinically extremely vulnerable; RR, risk ratio.

1056 **(a) Adults with at least one underlying medical condition**

Outcome, Random Effects Risk Ratio (95% CI)	2 Doses	≥3 Doses Overall	≥3 Doses Homologous	≥3 Doses Heterologous	≥4 Doses	Age 18–65	Delta	Omicron
SARS-CoV-2 infection	0.86 (0.79–0.95)	0.82 (0.73–0.91)	0.78 (0.70–0.86)	0.92 (0.87–0.98)	0.97 (0.95–0.98)	0.89 (0.80–0.99)	0.76 (0.69–0.84)	0.81 (0.69–0.95)
Symptomatic SARS-CoV-2 infection	0.79 (0.41–1.51)	0.77 (0.73–0.81)	0.77 (0.73–0.81)	—	—	0.97 (0.06–16.07)	0.50 (0.20–1.25)	0.82 (0.73–0.92)
Severe SARS-CoV-2 infection	0.87 (0.80–0.93)	0.81 (0.73–0.89)	0.77 (0.66–0.90)	0.93 (0.74–1.16)	—	0.80 (0.71–0.91)	0.78 (0.69–0.87)	0.89 (0.85–0.93)
Hospitalization due to COVID-19	0.85 (0.79–0.92)	0.85 (0.74–0.97)	0.86 (0.64–1.14)	0.84 (0.71–0.98)	—	0.80 (0.71–0.91)	0.85 (0.73–1.00)	0.86 (0.67–1.11)
Death due to COVID-19	0.92 (0.80–1.05)	0.65 (0.23–1.86)	0.65 (0.10–4.10)	1.05 (0.35–3.18)	—	—	0.66 (0.47–0.93)	0.86 (0.18–4.12)

1057

1058 (b) Adults with CEV 1 and 2 conditions

Outcome, Random Effects Risk Ratio (95% CI)	2 Doses	≥3 Doses Overall	≥3 Doses Homologous	≥3 Doses Heterologous	Delta	Omicron
SARS-CoV-2 infection	0.91 (0.82–1.00)	0.87 (0.78–0.97)	0.92 (0.72–1.17)	0.93 (0.88–0.98)	0.79 (0.73–0.85)	0.87 (0.79–0.95)
Symptomatic SARS-CoV-2 infection	1.50 (0.63–3.56)	0.76 (0.71–0.82)	0.76 (0.71–0.82)	—	—	—
Severe SARS-CoV-2 infection	0.80 (0.73–0.87)	0.76 (0.66–0.87)	0.67 (0.51–0.89)	0.83 (0.76–0.90)	0.73 (0.65–0.82)	0.88 (0.75–1.04)
Hospitalization due to COVID-19	0.83 (0.76–0.90)	0.81 (0.70–0.93)	0.72 (0.44–1.16)	0.82 (0.72–0.93)	0.82 (0.73–0.92)	0.84 (0.73–0.97)
Death due to COVID-19	0.68 (0.51–0.92)	0.20 (0.01–3.98)	0.50 (0.00–256.45)	0.15 (0.01–1.70)	0.57 (0.38–0.85)	0.59 (0.01–28.72)

1059