

1 ***Direct and indirect genetic pathways between parental neuroticism and offspring***
2 ***emotional problems across development: evidence from 7 cohorts across 5 European***
3 ***nations.***

4 Hannah M. Sallis^{*1,2}, Ilaria Costantini^{*1,3,4}, Melisa T. Chuong⁵, Katri Kantojärvi^{6,7}, Robyn E.
5 Wootton^{2,8,9}, Hannah J. Jones^{1,10}, Lea Sirignano¹¹, Josef Frank¹¹, Fabian Streit^{11,12,13},
6 Stephanie H. Witt^{11,14}, Lea Zillich¹¹, Maria Gilles¹³, Helga Ask^{15,16}, Alex S. F. Kwong^{2,5,17},
7 Mark J Adams⁵, Kate Tilling^{2,17}, Deborah A. Lawlor¹⁷, Nicholas J. Timpson^{2,17}, Tiina
8 Paunio^{6,7}, Alexandra Havdahl^{9,15,17}, Andrew M. McIntosh⁵, Alan Stein^{18,19,20,21}, Deborah
9 James²², Rebecca M. Pearson^{1,3}

- 10 1. Centre for Academic Mental Health, Population Health Sciences, University of Bristol,
11 Bristol, UK
- 12 2. MRC Integrative Epidemiology Unit at the University of Bristol, Bristol, UK
- 13 3. Department of Psychology, Manchester Metropolitan University, UK
- 14 4. Division of Psychiatry, University College London, London, UK
- 15 5. Division of Psychiatry, University of Edinburgh, UK
- 16 6. Public Health and Welfare, Finnish Institute for Health and Welfare, Helsinki, Finland
- 17 7. Department of Psychiatry and Sleep Well Research Program, Faculty of Medicine,
18 University of Helsinki and Helsinki University Central Hospital, Helsinki, Finland
- 19 8. School of Psychological Science, University of Bristol, Bristol, UK
- 20 9. Nic Waals Institute, Lovisenberg Diaconal Hospital, Oslo, Norway.
- 21 10. National Institute for Health Research Bristol Biomedical Research Centre, University
22 Hospitals Bristol NHS Foundation Trust, University of Bristol, UK
- 23 11. Department of Genetic Epidemiology in Psychiatry, Central Institute of Mental Health,
24 Medical Faculty Mannheim, University of Heidelberg, Mannheim, Germany
- 25 12. Hector Institute for Artificial Intelligence in Psychiatry, Central Institute of Mental
26 Health, Medical Faculty Mannheim, Heidelberg University, Mannheim, Germany

- 27 13. Department for Psychiatry and Psychotherapy, Central Institute of Mental Health,
28 Medical Faculty Mannheim, Heidelberg University, Mannheim, Germany
- 29 14. Center for Innovative Psychiatry and Psychotherapy Research (ZIPP), Central
30 Institute of Mental Health, Medical Faculty Mannheim, University of Heidelberg,
31 Mannheim, Germany
- 32 15. PsychGen Centre for Genetic Epidemiology and Mental Health, Norwegian Institute
33 of Public Health, Oslo, Norway
- 34 16. PROMENTA Research Centre, Department of Psychology, University of Oslo, Oslo,
35 Norway
- 36 17. Population Health Sciences, Bristol Medical School, University of Bristol, UK
- 37 18. Department of Psychiatry, University of Oxford, Oxford OX3 7JX, UK
- 38 19. Blavatnik School of Government, University of Oxford
- 39 20. African Research Health Institute, KwaZulu Natal, South Africa,
- 40 21. MRC/Wits Rural Public Health and Health Transitions Research Unit (Agincourt),
41 School of Public Health, Faculty of Health Sciences, University of the Witwatersrand,
42 Johannesburg.
- 43 22. Faculty of Health and Education, Manchester Metropolitan
44 University, Manchester, UK

45

46 ****These authors contributed equally to this work***

47 Corresponding authors:

48 Ilaria Costantini, PhD, Research Fellow in Psychiatric Epidemiology, Division of Psychiatry,
49 University College London, 6th Floor, Wings A, Maple House, 149 Tottenham Ct Rd, London
50 W1T 7NF, email: i.costantini@ucl.ac.uk, ilaria.costantini@bristol.ac.uk; phone: +44
51 7864951975

52 Hannah Sallis, PhD, Lecturer in Psychiatric Epidemiology, Bristol Medical School, Population
53 Health Sciences, University of Bristol, Canynge Hall, 39 Whatley Road, Bristol, BS8 2PS,
54 email: Hannah.Sallis@bristol.ac.uk, phone: [+44 117 455 1966](tel:+441174551966)

55 **Abstract**

56 Disentangling direct and indirect genetic pathways underlying the intergenerational
57 transmission of emotional problems could guide preventative strategies and further the
58 understanding of the role of parental mental health in children's outcomes. This study aimed
59 to estimate the extent to which genetic pathways that are *direct* (via child genotype) and
60 *indirect* (e.g., via parental phenotype) explain the well-established association between
61 parent and child emotional problems. We leveraged data from seven European cohort
62 studies with a combined population of $N_{trios}=15,475$. Polygenic scores were calculated for
63 parental and offspring neuroticism, as it represents a dispositional trait underlying emotional
64 problems. Emotional problems in offspring were measured using validated scales across
65 various developmental stages from early childhood to adulthood. We used neuroticism
66 polygenic scores within a structural equation modelling framework to distinguish between
67 direct genetic pathways from parental genotype to offspring outcome (acting through
68 offspring genotype), and indirect genetic pathways (acting through parental phenotype and
69 associated environment). Standard errors for direct genetic, indirect genetic and total effects
70 were bootstrapped and meta-analyses pooled effect estimates at three developmental
71 stages (childhood: 3-4 years, adolescence: 11-13 years, adulthood: 18+ years). We found
72 evidence suggesting an indirect genetic pathway between mothers and child emotional
73 problems during early childhood (pooled estimate, mean difference in standardised child
74 emotional problems score per 1SD increase in maternal PGS for neuroticism=0.04, 95% CI:
75 0.01, 0.07). This association attenuated over child development, while direct genetic
76 pathways strengthened. High attrition rates, measurement error and low variance explained
77 by polygenic scores may have altered precision of the estimates, influencing the
78 interpretation of the results. However, we provide the first multi-cohort study to provide
79 evidence for an *indirect* genetic pathway from maternal neuroticism to early child emotional
80 problems. This suggests that there are likely processes *other* than direct genetic pathways
81 involved in the intergenerational transmission of emotional problems, highlighting the
82 importance of timely support to prevent and reduce emotional issues in mothers as a
83 preventative strategy for emotional difficulties.

84

85

86

87 **Introduction**

88 The prevalence of emotional problems, such as depression and anxiety(1), is
89 increasing, particularly among young adults(2,3). Despite decades of research into 'causal'
90 risk factors, policy changes, and intervention development, the burden of mental health
91 disease has risen(4), with mental illness now being a leading cause of disability
92 worldwide(5). Developing effective preventive interventions for emotional difficulties could
93 have major societal and economic benefits by improving population health.

94 There is a well-established association between parent and child emotional
95 problems. Family history of mental health problems for instance is considered one of the
96 most important risk factors for the onset and maintenance of psychiatric disorders(6,7). In
97 the UK, children with parents experiencing high levels of psychological distress are five
98 times more likely to suffer from emotional disorders(8). This intergenerational risk is
99 transmitted through both genetic and environmental mechanisms, as well as a likely
100 interplay among the two. A key question is to identify potentially modifiable pathways to this
101 intergenerational transmission of poor mental health, as different mechanisms of
102 transmission will inform different preventative strategies.

103 Beyond an individuals' genetic predisposition to a specific disorder (i.e., transmitted
104 by the parents - direct genetic effect), non-transmitted parental genes can act as risk factors
105 for the onset of emotional problems (also known as indirect genetic effect, "genetic nurture",
106 or familial effects(9)) by influencing aspects of the environment that are likely to contribute to
107 child psychopathology and/or moderate the association between the child's own genetic
108 liability and mental health outcomes. Recent observational evidence and meta-analyses of
109 genetically informed studies, including twin and adoption studies, have highlighted a clear
110 role, albeit relatively small (12-20% of the variance), for the familiar environment in the
111 development of psychopathology(10,11). A comprehensive review of genetically informative
112 study designs, examining the association between parental and offspring emotional
113 problems, reported strong evidence of both genetic and environmental transmission of
114 parental depression to emotional problems across childhood, adolescence, and
115 adulthood(12). Genetically informed studies can thus help to ascertain whether the
116 associations between parental risk factors and offspring emotional outcomes are influenced
117 by direct environmental effects or shared genetic factors. These designs offer improvements
118 in accounting for genetic and shared environmental confounding factors compared to
119 traditional observational studies(13,14).

120 Neuroticism is a personality trait indicating an individual's tendency in experience
121 negative emotions more frequently and intensely after exposure to stressors(15,16). It has

122 also been conceptualised as a dispositional risk trait for emotional problems(16), including
123 depression and anxiety, and its utility in research and clinical applications has been
124 discussed elsewhere(17–19). Recent research shows that a genetic liability to neuroticism
125 (proxied by a polygenic score – PGS) associates with emotional problems and depressive
126 symptoms from infancy to young adulthood(20,21). Because neuroticism associates with
127 both depression and anxiety, we decided to examine genetic liability to neuroticism as a
128 common susceptibility to emotional problems. Using a genetic liability to a continuous
129 personality trait as compared to a clinical disorder may be most useful when investigating
130 symptom levels within general populations(22,23).

131 Attempting to isolate the role of parental phenotype is important because if parents'
132 emotional difficulties influence offspring via non-genetic paths, timely treatment of parental
133 mental health symptoms *alone* could reduce the risk in the child. However, if there is only
134 evidence for direct genetic pathways, this could suggest that focusing solely on parental
135 mental health might not be as effective in prevention of child mental health risk as those
136 including the child or with a specific focus on child's mental health.

137 The aim of the current study is to estimate the extent to which the association
138 between parent and child emotional problems is influenced by indirect genetic pathways and
139 direct genetic pathways(9). Indirect genetic pathways, such as those mediated through
140 parental phenotype, offer an opportunity to distinguish pathways operating through parental
141 characteristics, distinct from pathways involving direct transmission of genetic information to
142 the child (Figure 1).

143 To address this aim, we used polygenic scores (PGS) for neuroticism, obtained from
144 mother-father-offspring trios, and a pathway approach disentangling direct genetic and
145 indirect genetic pathways to emotional disorders in offspring in childhood, adolescence, and
146 adulthood (Figure 2). While previous studies using similar methods have identified indirect
147 genetic pathways in educational outcomes(24), this study aims to extend our current
148 understanding to mental health outcomes(25) by aggregating data from seven cohorts to
149 enhance statistical power and to balance different sources of bias (i.e., different cohorts
150 have different attrition patterns and reporting of emotional problems)(26).

151 Understanding the potential contribution of direct and indirect pathways may help
152 guiding future strategies to prevent intergenerational cycles of emotional difficulties and
153 improve child mental health in those who have a parent with emotional difficulties.

154
155
156
157
158

159 **Samples and methods**

160 *Participants and genotyped data*

161 This study used data from seven cohort studies across five countries, constituting the
162 recently established Genetic and Environmental Mental health INtergenerational
163 Investigation (GEMINI) consortium. We included all cohorts with both genetic and phenotypic
164 data on the family trio. Detailed information for each cohort is provided in the Supplementary
165 Information. In brief, this study combined information from the Avon Longitudinal Study of
166 Parents and Children (ALSPAC)(27–29), Millenium Cohort Study (MCS)(30), Generation
167 Scotland (GS)(31), the Norwegian Mother, Father and Child Cohort Study (MoBa)(32),
168 FinnBrain (FB)(33), CHILD-SLEEP (CS)(34), and the Pre-, Peri-, and Postnatal Stress:
169 Epigenetic Impact on Depression study (POSEIDON)(35,36). Please note that the ALSPAC
170 website contains details of all the data that is available through a fully searchable data
171 dictionary and variable search tool (<http://www.bristol.ac.uk/alspac/researchers/our-data/>).

172

173 **Measures**

174 Offspring emotional problems and depressive symptoms were measured using
175 different scales across development (validated for children's ages) and reported by different
176 assessors (i.e., parents and children – self-reported). Emotional problem scores were based
177 on the following measures (STable 1) and standardised prior use in analyses to facilitate
178 comparison and interpretability. Childhood emotional problems were measured using the
179 Brief Infant-Toddler Social and Emotional Assessment (BITSEA)(37), the Child Behaviours
180 Checklist (CBCL)(38), and Strengths and Difficulties Questionnaire (SDQ)(39). Adolescent
181 emotional problems were measured using the Strengths and Difficulties Questionnaire
182 (SDQ)(39) and the Short Moods and Feelings Questionnaire (SMFQ)(40). Finally, adult
183 depressive symptoms were measured using The Clinical Interview Schedule-Revised (CIS-
184 R)(41), General Health Questionnaire (GHQ)(42), and the Patient Health Questionnaire-2
185 (PHQ2)(43)

186

187 **Polygenic scores indexing parental and offspring neuroticism**

188 Information on genotyping in each cohort is available in Supplementary Information.
189 SNPs were filtered on minor allele frequency (>1%) and imputation info score (>0.8). In each
190 cohort, PGS for neuroticism were derived based on publicly available summary statistics
191 from a genome-wide association study by Luciano et al. (44). This study analysed over
192 329,000 individuals of self-described white British ancestry in the UK Biobank Study (46.3%
193 male). Neuroticism was measured using a 12-item scale from the Eysenck Personality
194 Questionnaire-Revised (EPQ-R). Neuroticism scores were adjusted for age, sex, genotyping

195 batch, genotyping array, assessment centre and 40 principal components of ancestry prior to
196 analysis. PGS were derived in each of the cohorts using PRSice2 with default clumping
197 options (clumping correlated SNPs within a 250kb window at a r^2 threshold of 0.1) and
198 based on a p-value threshold of $p < 0.05$. This threshold was chosen to maximise the
199 variance explained by the PGS while minimising noise. All scores were standardised as z-
200 scores prior to use in analyses. Betas (β) indicate a unit difference increase or reduction in
201 the standardised outcome score for each 1SD increase in the exposure (i.e., PGS for
202 neuroticism of child, mother, or father).

203

204 **Data analysis**

205

206 *Descriptive analyses and missing data*

207 We calculated medians and interquartile ranges (IQR) or frequencies and
208 percentages for basic demographic characteristics of the participants across cohort studies
209 and reported these data for mothers, fathers, children and trios with genetic data available
210 (that were included in analyses because had the outcome), and those with missing genetic
211 and outcome data (STable 2).

212

213 *Primary analyses*

214 In each cohort we used neuroticism PGS from the mothers, fathers, and offspring
215 within a SEM (Structural Equation Modelling) path analysis using Stata v16(45) (ALSPAC,
216 MCS) or lavaan package in R (GS, MoBa, FinnBrain, ChildSleep, POSEIDON) (see
217 supplementary file for exact coding) to separate out the direct genetic pathways of parental
218 genotype (which acts via offspring genotype) on offspring emotional problems from the
219 indirect genetic pathway that could act via maternal phenotype and environment (Figure 2).
220 More specifically maternal and paternal PGS scores were regressed on child PGS scores
221 and in turn child emotional outcomes and on child emotional outcomes directly. Because we
222 included all pathways (both direct and indirect) from maternal and paternal PGS in a
223 simultaneous model the path estimates allow us to deconstruct direct and indirect
224 contributions. Among cohorts where population structure is more varied and thus more likely
225 to introduce issues due to confounding by population stratification (e.g. GS, MCS), we
226 accounted for 10 principal components of ancestry.

227 Standard errors were bootstrapped in each cohort and the effect estimates and 95%
228 confidence intervals for the indirect and direct effects of maternal and paternal PRS were
229 pooled in a random effects meta-analysis at three separate time points (childhood: age 2-4
230 years, adolescence: 11-13 years, adulthood: 18-99 years).

231 The measures were also combined according to rater (self-report or parent-report)
232 across all time points in a random effects meta-analysis. This study follows STROBE
233 reporting guidelines (STable 3).

234

235 **Results**

236 *Samples descriptives*

237 Sample demographic characteristics are summarised in Table 2. In ALSPAC,
238 mothers with genetic data were more likely to be married or co-habiting, and were less likely
239 to have ever smoked compared to mothers for whom genetic data was missing. In ALSPAC,
240 MoBa, and GS, individuals with completed trio genetic data were more likely to have
241 mothers with higher educational qualifications as compared to the full sample, while this is
242 not the case for MCS(46,47). These descriptive results are summarised in STable 2 and
243 reported in more details here(48).

244 Our pooled sample was 15,475 in the childhood analysis (aged 2-4 years), 4,507 in
245 the adolescent analysis (11-13 years), and 4,244 in the adult analysis (18-99 years).

246 *Direct and indirect genetic effects on childhood emotional problems in six cohorts*

247 In childhood, data on parent-reported emotional problems in childhood was available
248 from 6 of the cohorts (i.e., ALSPAC, Child Sleep, FinnBrain, MCS, MoBa, Poseidon).
249 Evidence was strongest for an association between the maternal indirect genetic association
250 (0.04SD difference in emotional problems per 1 standard deviation (SD) in maternal
251 neuroticism PGS (95% CI: 0.01, 0.07), $p=0.018$) and child emotional problems. The effect
252 estimates for direct genetic associations and paternal indirect genetic associations were in
253 the same direction, but evidence was weaker for these effects (Figure 3, STable 4).
254 However, the CIs for each of the estimates overlapped. We found some evidence of both
255 maternal and paternal total effects.

256 *Direct and indirect genetic effects on adolescent emotional problems and depressive 257 symptoms in two cohorts*

258 In adolescence, data on offspring emotional problems were available from ALSPAC
259 and MCS cohorts (N=4,507). Here, we found some evidence of an association between both
260 maternal and paternal direct genetic pathways and offspring emotional problems (Figure 4,
261 STable 4). The direction of this association was consistent with that observed during
262 childhood. For maternal direct genetic effects there was a 0.04SD difference in emotional
263 problems per 1SD increase in maternal neuroticism PGS ((95% CI: 0.01, 0.06), $p=0.010$),
264 while for paternal direct genetic effects there was a 0.03SD in difference in offspring
265 emotional problems per 1SD increase in paternal neuroticism PGS (95% CI: 0.01, 0.06;

266 $p=0.006$). While the direct genetic effect estimates are consistent between ALSPAC and
267 MCS, the indirect genetic effect estimates appear to be in conflicting directions. In a similar
268 way to early childhood, the CIs for all pathways overlap and the evidence for a total effect is
269 less clear.

270 *Direct and indirect genetic effects on adulthood depressive symptoms in three cohorts*

271 In adulthood, self-reported depressive symptoms data were available from ALSPAC,
272 GS, and MCS cohorts (N=4,210). We found strong evidence for an association between
273 both maternal and paternal direct genetic effects and offspring emotional problems (Figure 5,
274 STable 4). For maternal direct genetic effects there was a 0.05SD difference in emotional
275 problems per 1SD increase in maternal neuroticism PGS (95% CI: 0.02, 0.08; $p<0.001$),
276 while for paternal direct genetic effects there was a 0.05SD in difference in offspring
277 depressive symptoms per 1SD increase in paternal neuroticism PGS (95% CI: 0.02, 0.07;
278 $p<0.001$). We found no evidence of an association between indirect genetic effects and
279 offspring depressive symptoms. Confidence intervals, in particular for the maternal effects,
280 were overlapping across pathways, and evidence of total effects was unclear, particularly for
281 paternal effects on offspring depressive symptoms in adulthood.

282 There were modest positive associations reflective of maternal and paternal
283 potentially modifiable phenotypes and as well as both parent genetic inheritance. This was
284 strongest for maternal phenotype (0.04SD difference in emotional problems per 1SD in
285 maternal neuroticism PGS (95%CI: 0.01, 0.07)) and weakest in magnitude for maternal and
286 paternal genetic inheritance (both 0.01 SD per 1SD PGS (-0.01, 0.03)). All pooled estimates
287 were imprecise.

288

289 **Discussion**

290 This study leveraged data from seven cohort studies across five countries to
291 elucidate the association between parental genetic predisposition to neuroticism and child
292 emotional problems and depressive symptoms through both direct and indirect genetic
293 pathways. Using a genetically informed approach and integrated polygenic scores within a
294 structural equation model, we disentangled the influence of direct and indirect genetic
295 pathways on this association. We also investigated whether this association persisted from
296 early childhood to adulthood by performing a meta-analysis of emotional problems in early
297 childhood (age 2-4 years), adolescence (11-13 years), and adulthood (18 years and over).

298 Overall, our pooled results report suggestive evidence of an association between
299 indirect genetic maternal pathways and child emotional problems during early childhood
300 (n=15,475). The indirect maternal genetic effects diminished over time while direct genetic

301 effects intensified across the life course (in more than 4,000 individuals). The strength of the
302 evidence supporting an indirect genetic pathway drastically reduced in adolescence and
303 adulthood, with the magnitude of the effect size halving from childhood to adolescence and
304 from adolescence to adulthood for the maternal indirect effect, and with inconsistent
305 direction of the effect estimate for the paternal indirect effect. Studies with genetics data,
306 including twins and children-of-twin studies, have suggested that familiar influences and
307 indirect genetic effects may play a greater role on offspring phenotypes in early ages as
308 compared to adolescence and adulthood where the effect of the own genetic liability is more
309 likely to contribute to the phenotype(49–52). These hypotheses are also supported by
310 evidence genetic heritability for several traits, including mental health related traits,
311 increases over the lifespan(11,53).

312 Alternatively, it is possible that we observed stronger evidence for an indirect
313 pathway in early childhood because of the use of parent vs self-reported measures at these
314 time points, which may have induced differential biases in the reporting child emotional
315 symptoms associated to maternal mental health characteristics. Nevertheless, some of
316 these biases have been explored in other studies, even in ALSPAC, reporting often
317 negligible effects(20,54) (see in limitations).

318 Unlike the direct genetic effects which show a consistent direction of association, the
319 effect estimates for the indirect genetic pathway also appear to be in conflicting directions
320 across ALSPAC and MCS in adolescence. The variability of the indirect pathway could
321 suggest that the environment captured by the indirect genetic component is likely to differ
322 across studies (e.g., ALSPAC participants were recruited a decade earlier and from a select
323 region of the UK, while MCS was sampled from across the entire UK), thus being explained
324 by differences specific to each cohort (e.g., measures, drop-out rates, selection processes).

325 *The context within the literature*

326 The estimates for direct genetic pathways become stronger in magnitude and
327 strength of evidence during adolescence and adulthood. This may be potentially due to a
328 diminishing role of the parental environment, as captured by the genetic component, in
329 shaping the offspring's environment during these developmental stages. An alternative
330 explanation could be due to the use of polygenic scores derived from adult GWAS summary
331 statistics in our analysis. These scores may therefore explain more of the variation in the
332 phenotype as cohort members reach adulthood(55). However, previous work has shown that
333 even at younger ages the neuroticism polygenic scores are still associated with the
334 phenotypes(20).

335 *Implications for intergenerational psychiatry*

336 Our findings suggest that direct genetic pathways more strongly explain the
337 associations between parental neuroticism and their children's emotional difficulties in
338 adolescence and adulthood. Contrarily, indirect genetic pathways, especially via maternal
339 'genetic nurturing', more strongly explain the association with child emotional problems in
340 early childhood. These findings have separate potential implications for preventative
341 interventions (Figure 6). In the case of direct genetic pathways, delivering preventative
342 interventions exclusively targeting parental mental health is unlikely to have beneficial effects
343 on child emotional problems in adolescence and adulthood. This, however, contrasts with
344 trial evidence(56) that targeting parental mental health or parenting skills in parents with
345 mental health disorders have modest effects in reducing internalising disorders in children
346 regardless of their age (effects were observed in both childhood and adolescence).
347 However, the magnitude of the effects is relatively small and interventions directly supporting
348 child resilience, emotional regulation or parenting interventions with active involvement of the
349 child may be more effective in reducing emotional problems. Such findings align though with
350 meta-analyses of trials that found that parenting interventions with an active inclusion of the
351 child and focus on the relationship are more effective in reducing internalising problems as
352 interventions that involved parents only(57,58).
353 In the case of genetic nurture, the effects of interventions targeting parental mental health
354 (especially maternal) would be expected to have beneficial downstream effects on child
355 emotional problems as experienced in early childhood.

356 *Limitations*

357 This study may be subject to several limitations which should be considered when
358 evaluating its findings. First, despite being the largest study of its kind, limitations persist due
359 to sample size constraints. The need for genetic data from mothers, fathers, and offspring
360 has restricted the available sample, as many studies only offer genetic data for parent-
361 offspring pairs. However, combining data across multiple cohorts has maximised the sample
362 size, especially in early childhood, where statistical power is greater as compared to the
363 other timepoints. Nevertheless, missing genetic information data and severe attrition over
364 time may have introduced bias into estimates, as those providing genetic information and
365 remaining in the cohort were more likely to come from more socio-economically advantaged
366 families, especially in ALSPAC, CHILD-SLEEP, MoBa, and GS (see STable 2). This pattern
367 of missingness could have influenced our findings, most likely biasing them toward the null
368 as it known that higher education moderates the effects of poor maternal mental health on
369 offspring emotional and behavioural difficulties (47). Future studies should aim to employ
370 methods such as parental genetic imputation (59), inverse probability weighting(61) or
371 multiple imputation(62) to minimise these issues. In addition, we have used data from five

372 European countries therefore limiting the generalisability to this study to non-European
373 participants.

374 Second, despite the increase in sample size of GWAS, they are still limited in
375 estimating all the phenotypic variance explained by common variants, often resulting in
376 these scores explaining only a small portion of the phenotypic variance. Consequently, when
377 the estimates are used as weights in the construction of the polygenic score, they introduce
378 noise(9). This noise can lead to observed null associations between the resulting polygenic
379 scores and outcomes of interest, potentially reflecting false negatives where a true
380 association exists but remains undetected.

381 Third, depression or emotional problems were primarily collected by a single reporter
382 within each study and at a single time point which is likely to increase measurement error.
383 Different reporters of internalising problems lead, for example, to different heritability
384 estimates(63). To address potential reporting biases, having multiple raters assessing the
385 phenotype would have been beneficial. However, this is challenging in childhood due to
386 limited validation of child or teacher reports. Moreover, subjective ratings of mental health
387 difficulties present inherent limitations regardless of the reporter. According to the ‘distortion
388 model’(64–66), the mental health characteristics of the reporters may systematically bias the
389 ratings of mental health questionnaires, with implications for assessing causality in genetic
390 studies (9). However, previous investigations into such biases have found limited support for
391 dependent differential misclassification or measurement of outcomes (20,54).

392 Finally, we cannot rule out possible bias due to assortative mating or population
393 stratification, even though we have likely accounted for the latter by including a large number
394 of principal components of genetic ancestry.

395 *Conclusions and direction for future research*

396 In conclusion, our findings suggest that indirect genetic processes, such as the
397 environment provided by the parent, are most strongly associated with offspring mental
398 health in early life. Conversely, pathway estimates for directly transmitted genetic information
399 become larger during adolescence and adulthood, although the individual reporting on
400 emotional problems may play a role in this. This insight holds potential for refining
401 intervention strategies aimed at mitigating the impact on offspring mental health and
402 importantly the potential role of including *both* parent and child from as early as possible.
403 The magnitude of the association was larger for the maternal indirect pathways as compared
404 to the paternal indirect genetic pathways which may indicate the degree of parental
405 involvement. Indeed, variation in parental involvement in children’s upbringing, such as time
406 spent at home and involvement after separation, may also moderate the effects of indirect

407 genetic effects on offspring phenotype with potentially more pronounced effects for the more
408 involved parents. However, actual parental involvement was not explored in our study, and
409 we recommend this for future investigations.

410 ***Acknowledgments***

411 We are extremely grateful to all the families who took part in this study, the midwives
412 for their help in recruiting them, and the whole ALSPAC team, which includes interviewers,
413 computer and laboratory technicians, clerical workers, research scientists, volunteers,
414 managers, receptionists, and nurses. The Norwegian Mother, Father and Child Cohort Study
415 is supported by the Norwegian Ministry of Health and Care Services and the Ministry of
416 Education and Research. We are grateful to all the participating families in Norway who take
417 part in this on-going cohort study. We thank the Norwegian Institute of Public Health (NIPH)
418 for generating high-quality genomic data. This research is part of the HARVEST
419 collaboration, supported by the Research Council of Norway (NRC) (#229624). We also
420 thank the NORMENT Centre for providing genotype data, funded by NRC (#223273), South
421 East Norway Health Authority and KG Jebsen Stiftelsen. Further we thank the Center for
422 Diabetes Research, the University of Bergen for providing genotype data and performing
423 quality control and imputation of the data funded by the ERC AdG project
424 SELECTIONPREDISPOSED, Stiftelsen Kristian Gerhard Jebsen, Trond Mohn Foundation,
425 NRC, the Novo Nordisk Foundation, the University of Bergen, and the Western Norway
426 Health Authorities (Helse Vest). We thank all parents and children for taking part in the
427 POSEIDON study. We thank our student employees and interns for their support with data
428 acquisition and data entry. We are grateful to the GS:SHFS participants in their families.
429 Analysis of GS:SHFS data made use of the resources provided by the Edinburgh Compute
430 and Data Facility (ECDF) (<http://www.ecdf.ed.ac.uk/>).

431

432 **Fundings**

433 The UK Medical Research Council and Wellcome (Grant ref: 217065/Z/19/Z) and the
434 University of Bristol provide core support for ALSPAC. This work was supported by
435 European Research Council (ERC) under the European Union's Seventh Framework
436 Programme (grant FP/2007-2013), European Research Council Grant Agreements (grants
437 758813; MHINT). HS, RW, DAL, NJT work in or are affiliated with a unit that receives
438 funding from the University of Bristol and UK Medical Research Council (MC_UU_00032/05,
439 MC_UU_00032/06 and MC_UU_00032/07). DAL is contribution to this study is supported by
440 the European Research Council (Grant Agreement 101021566 ART-Health), GWAS data
441 was generated by Sample Logistics and Genotyping Facilities at Wellcome Sanger Institute

442 and LabCorp (Laboratory Corporation of America) using support from 23andMe. A
443 comprehensive list of grants funding is available on the ALSPAC website
444 (<http://www.bristol.ac.uk/alspac/external/documents/grant-acknowledgments.pdf>). A. S. F.
445 Kwong is supported by a Wellcome Early Career Award (Grant ref: 227063/Z/23/Z).

446 Generation Scotland: Scottish Family Health Study was supported by the Chief
447 Scientist Office (CZD/16/6) and the Scottish Funding Council (HR03006) and by the
448 Wellcome Trust (104036/Z/14/Z).

449 The POSEIDON study was supported by a grant of the Dietmar Hopp Foundation.

450 The Norwegian Mother, Father and Child Cohort Study is supported by the Norwegian
451 Ministry of Health and Care Services, and the Ministry of Education and Research. A.H. is
452 supported by the Research Council of Norway (#274611, #336085 and #288083), the South-
453 Eastern Norway Regional Health Authority (#2020022), and her contribution to this study is
454 supported by the European Union's Horizon Europe Research and Innovation Programme
455 (FAMILY, grant agreement No 101057529). Views and opinions expressed are however
456 those of the author(s) only and do not necessarily reflect those of the European Union, or the
457 other funding agents. Neither the European Union nor the granting authorities can be held
458 responsible for them.

459 **Author contributions**

460 This publication is the work of the authors and RMP, IC, and HS will serve as
461 guarantors for the contents of this paper.

462

463 References

- 464 1. Durbeej N, Sörman K, Norén Selinus E, Lundström S, Lichtenstein P, Hellner C, et al.
465 Trends in childhood and adolescent internalizing symptoms: results from Swedish
466 population based twin cohorts. *BMC Psychol*. 2019;7(1):1–10.
- 467 2. Twenge JM, Cooper AB, Joiner TE, Duffy ME, Binau SG. Age, period, and cohort
468 trends in mood disorder indicators and suicide-related outcomes in a nationally
469 representative dataset, 2005-2017. *J Abnorm Psychol*. 2019 Apr;128(3):185–99.
- 470 3. Gunnell D, Kidger J, Elvidge H. Adolescent mental health in crisis. Vol. 361, *BMJ*
471 (Clinical research ed.). England; 2018. p. k2608.
- 472 4. Gore FM, Bloem PJN, Patton GC, Ferguson J, Joseph V, Coffey C, et al. Global
473 burden of disease in young people aged 10-24 years: a systematic analysis. *Lancet*.
474 2011 Jun;377(9783):2093–102.
- 475 5. McManus S, Meltzer H, Brugha TS, Beddington PE, Jenkins R. Adult Psychiatric
476 Morbidity in England - 2007, Results of a household survey. NHS Digital. 2007;
- 477 6. Goodman SH. Intergenerational Transmission of Depression. *Annu Rev Clin Psychol*
478 [Internet]. 2020 May 7;16(1):213–38. Available from: [https://doi.org/10.1146/annurev-](https://doi.org/10.1146/annurev-clinpsy-071519-113915)
479 [clinpsy-071519-113915](https://doi.org/10.1146/annurev-clinpsy-071519-113915)
- 480 7. Costantini I. Childhood internalising problems: a multi-method approach to explore
481 intergenerational pathways. 2023.
- 482 8. Newlove-Delgado T, F M, T W, D M, J D, S M, et al. Mental Health of Children and
483 Young People in England, 2022. Leeds; 2022.
- 484 9. Pingault J, Allegrini AG, Odigie T, Frach L, Baldwin JR, Rijdsdijk F, et al. Research
485 Review: How to interpret associations between polygenic scores, environmental risks,
486 and phenotypes. *Journal of Child Psychology and Psychiatry* [Internet]. 2022 Oct
487 28;63(10):1125–39. Available from:
488 <https://acamh.onlinelibrary.wiley.com/doi/10.1111/jcpp.13607>
- 489 10. Nikstat A, Riemann R. On the etiology of internalizing and externalizing problem
490 behavior: A twin-family study. *PLoS One*. 2020;15(3):e0230626.
- 491 11. Polderman TJC, Benyamin B, De Leeuw CA, Sullivan PF, Van Bochoven A, Visscher
492 PM, et al. Meta-analysis of the heritability of human traits based on fifty years of twin
493 studies. *Nat Genet*. 2015;47(7):702.
- 494 12. Jami ES, Hammerschlag AR, Bartels M, Middeldorp CM. Parental characteristics and
495 offspring mental health and related outcomes: a systematic review of genetically
496 informative literature. *Transl Psychiatry* [Internet]. 2021;11(1):197. Available from:
497 <https://doi.org/10.1038/s41398-021-01300-2>
- 498 13. Harold GT, Leve LD, Sellers R. How Can Genetically Informed Research Help Inform
499 the Next Generation of Interparental and Parenting Interventions? *Child Dev*
500 [Internet]. 2017 Mar;88(2):446–58. Available from:
501 <https://onlinelibrary.wiley.com/doi/10.1111/cdev.12742>
- 502 14. Pingault JB, O'Reilly PF, Schoeler T, Plouhidis GB, Rijdsdijk F, Dudbridge F. Using
503 genetic data to strengthen causal inference in observational research. *Nat Rev Genet*
504 [Internet]. 2018 Sep 5;19(9):566–80. Available from:
505 <https://www.nature.com/articles/s41576-018-0020-3>
- 506 15. Eysenck HJ. Neuroticism, Anxiety, and Depression. *Psychol Inq* [Internet]. 1991
507 Jan;2(1):75–6. Available from:
508 http://www.tandfonline.com/doi/abs/10.1207/s15327965pli0201_17
- 509 16. Barlow DH, Curreri AJ, Woodard LS. Neuroticism and disorders of emotion: A new
510 synthesis. *Curr Dir Psychol Sci*. 2021;30(5):410–7.
- 511 17. Lahey BB, Moore TM, Kaczkurkin AN, Zald DH. Hierarchical models of
512 psychopathology: empirical support, implications, and remaining issues. *World*
513 *Psychiatry* [Internet]. 2021 Feb 12;20(1):57–63. Available from:
514 <https://onlinelibrary.wiley.com/doi/10.1002/wps.20824>
- 515 18. Lahey BB. Public health significance of neuroticism. *Am Psychol* [Internet].
516 2009;64(4):241–56. Available from: <https://pubmed.ncbi.nlm.nih.gov/19449983>

- 517 19. Cuijpers P, Smit F, Penninx BWJH, de Graaf R, ten Have M, Beekman ATF.
518 Economic costs of neuroticism: a population-based study. *Arch Gen Psychiatry*.
519 2010;67(10):1086–93.
- 520 20. Costantini I, Sallis H, Tilling K, Major-Smith D, Pearson RM, Kounali DZ. Childhood
521 trajectories of internalising and externalising problems associated with a polygenic
522 risk score for neuroticism in a UK birth cohort study. *JCPP Advances* [Internet]. 2023
523 Feb 22;n/a(n/a):e12141. Available from: <https://doi.org/10.1002/jcv2.12141>
- 524 21. Kwong ASF, Morris TT, Pearson RM, Timpson NJ, Rice F, Stergiakouli E, et al.
525 Polygenic risk for depression, anxiety and neuroticism are associated with the severity
526 and rate of change in depressive symptoms across adolescence. *Journal of Child
527 Psychology and Psychiatry*. 2021;62(12):1462–74.
- 528 22. Waszczuk MA. The utility of hierarchical models of psychopathology in genetics and
529 biomarker research. *World Psychiatry* [Internet]. 2021 Feb 12;20(1):65–6. Available
530 from: <https://onlinelibrary.wiley.com/doi/10.1002/wps.20811>
- 531 23. Plomin R, Haworth CMA, Davis OSP. Common disorders are quantitative traits. *Nat
532 Rev Genet* [Internet]. 2009;10(12):872–8. Available from:
533 <https://doi.org/10.1038/nrg2670>
- 534 24. Wang B, Baldwin JR, Schoeler T, Cheesman R, Barkhuizen W, Dudbridge F, et al.
535 Robust genetic nurture effects on education: A systematic review and meta-analysis
536 based on 38,654 families across 8 cohorts. *The American Journal of Human
537 Genetics*. 2021 Sep 2;108(9):1780–91.
- 538 25. Pingault JB, Barkhuizen W, Wang B, Hannigan LJ, Eilertsen EM, Corfield E, et al.
539 Genetic nurture versus genetic transmission of risk for ADHD traits in the Norwegian
540 Mother, Father and Child Cohort Study. *Mol Psychiatry* [Internet]. 2023;28(4):1731–8.
541 Available from: <https://doi.org/10.1038/s41380-022-01863-6>
- 542 26. Shakeshaft A, Martin J, Dennison CA, Riglin L, Lewis CM, O'Donovan MC, et al.
543 Estimating the impact of transmitted and non-transmitted psychiatric and
544 neurodevelopmental polygenic scores on youth emotional problems. *Mol Psychiatry*
545 [Internet]. 2023; Available from: <https://doi.org/10.1038/s41380-023-02319-1>
- 546 27. Boyd A, Golding J, Macleod J, Lawlor DA, Fraser A, Henderson J, et al. Cohort
547 Profile: the 'children of the 90s'--the index offspring of the Avon Longitudinal Study of
548 Parents and Children. *Int J Epidemiol*. 2013;42(1):111–27.
- 549 28. Fraser A, Macdonald-Wallis C, Tilling K, Boyd A, Golding J, Davey Smith G, et al.
550 Cohort Profile: the Avon Longitudinal Study of Parents and Children: ALSPAC
551 mothers cohort. *Int J Epidemiol*. 2013;42(1):97–110.
- 552 29. Northstone K, Lewcock M, Groom A, Boyd A, Macleod J, Timpson N, et al. The Avon
553 Longitudinal Study of Parents and Children (ALSPAC): an update on the enrolled
554 sample of index children in 2019. *Wellcome Open Res* [Internet]. 2019 Mar 14;4:51.
555 Available from: <https://wellcomeopenresearch.org/articles/4-51/v1>
- 556 30. Connelly R, Platt L. Cohort profile: UK millennium Cohort study (MCS). *Int J
557 Epidemiol*. 2014;43(6):1719–25.
- 558 31. Smith BH, Campbell A, Linksted P, Fitzpatrick B, Jackson C, Kerr SM, et al. Cohort
559 Profile: Generation Scotland: Scottish Family Health Study (GS: SFHS). The study, its
560 participants and their potential for genetic research on health and illness. *Int J
561 Epidemiol*. 2013;42(3):689–700.
- 562 32. Magnus P, Birke C, Vejrup K, Haugan A, Alsaker E, Daltveit AK, et al. Cohort profile
563 update: the Norwegian mother and child cohort study (MoBa). *Int J Epidemiol*.
564 2016;45(2):382–8.
- 565 33. Karlsson L, Tolvanen M, Scheinin NM, Uusitupa HM, Korja R, Ekholm E, et al. Cohort
566 profile: the FinnBrain birth cohort study (FinnBrain). *Int J Epidemiol*. 2018;47(1):15–
567 16j.
- 568 34. Paavonen EJ, Saarenpää-Heikkilä O, Pölkki P, Kylliäinen A, Porkka-Heiskanen T,
569 Paunio T. Maternal and paternal sleep during pregnancy in the Child-sleep birth
570 cohort. *Sleep Med*. 2017;29:47–56.

- 571 35. Send TS, Gilles M, Codd V, Wolf I, Bardtke S, Streit F, et al. Telomere length in
572 newborns is related to maternal stress during pregnancy. *Neuropsychopharmacology*.
573 2017;42(12):2407–13.
- 574 36. Nieratschker V, Massart R, Gilles M, Luoni A, Suderman MJ, Krumm B, et al. MORC1
575 exhibits cross-species differential methylation in association with early life stress as
576 well as genome-wide association with MDD. *Transl Psychiatry*. 2014;4(8):e429–e429.
- 577 37. Briggs-Gowan MJ, Carter AS, Irwin JR, Wachtel K, Cicchetti D V. Brief Infant-Toddler
578 Social and Emotional Assessment (BITSEA) manual, version 2.0. 2002;
- 579 38. Achenbach TM, Rescorla LA. The Achenbach system of empirically based
580 assessment (ASEBA) for ages 1.5 to 18 years. In: *The use of psychological testing for*
581 *treatment planning and outcomes assessment*. Routledge; 2014. p. 179–214.
- 582 39. Goodman R, Ford T, Simmons H, Gatward R, Meltzer H. Using the Strengths and
583 Difficulties Questionnaire (SDQ) to screen for child psychiatric disorders in a
584 community sample. *The British journal of psychiatry*. 2000;177(6):534–9.
- 585 40. Turner N, Joinson C, Peters TJ, Wiles N, Lewis G. Validity of the Short Mood and
586 Feelings Questionnaire in late adolescence. *Psychol Assess*. 2014;26(3):752.
- 587 41. Lewis G, Pelosi AJ. *The manual of CIS-R*. London: Institute of Psychiatry. 1992;
- 588 42. Goldberg P. *The detection of psychiatric illness by questionnaire*. Maudsley
589 monograph. 1972;
- 590 43. Kroenke K, Spitzer RL, Williams JBW. The Patient Health Questionnaire-2. *Med Care*
591 [Internet]. 2003 Nov;41(11):1284–92. Available from:
592 <https://journals.lww.com/00005650-200311000-00008>
- 593 44. Luciano M, Hagenaars SP, Davies G, Hill WD, Clarke TK, Shirali M, et al. Association
594 analysis in over 329,000 individuals identifies 116 independent variants influencing
595 neuroticism. *Nat Genet* [Internet]. 2018 Jan 18;50(1):6–11. Available from:
596 <http://www.nature.com/articles/s41588-017-0013-8>
- 597 45. StataCorp. College Station, TX: StataCorp LLC. 2019. *Stata Statistical Software:*
598 *Release 16*.
- 599 46. Joshi H, Fitzsimons E. The UK Millennium Cohort Study: the making of a multi-
600 purpose resource for social science and policy in the UK. *Longit Life Course Stud*.
601 2016;7(4):409–30.
- 602 47. Fitzsimons E, Moulton V, Hughes DA, Neaves S, Ho K, Hemani G, et al. Collection of
603 genetic data at scale for a nationally representative population: the UK Millennium
604 Cohort Study. *Longit Life Course Stud*. 2022;13(1):169–87.
- 605 48. Pearson RM, Braithwaite E, Cadman T, Culpin I, Costantini I, Cordero M, et al. To
606 know and be known: the proportion of genetic similarity for liability for neuroticism in
607 mother-child and mother-father dyads is associated with reported relationship quality.
608 2023;
- 609 49. Eley TC, McAdams TA, Rijdsdijk F V, Lichtenstein P, Narusyte J, Reiss D, et al. The
610 Intergenerational Transmission of Anxiety: A Children-of-Twins Study. *American*
611 *Journal of Psychiatry* [Internet]. 2015 Apr 23;172(7):630–7. Available from:
612 <https://doi.org/10.1176/appi.ajp.2015.14070818>
- 613 50. Briley DA, Tucker-Drob EM. Explaining the Increasing Heritability of Cognitive Ability
614 Across Development. *Psychol Sci* [Internet]. 2013 Sep 1;24(9):1704–13. Available
615 from: <http://journals.sagepub.com/doi/10.1177/0956797613478618>
- 616 51. Scourfield J, Rice F, Thapar A, Harold GT, Martin N, McGuffin P. Depressive
617 symptoms in children and adolescents: changing aetiological influences with
618 development. *Journal of Child Psychology and Psychiatry* [Internet]. 2003 Oct
619 8;44(7):968–76. Available from:
620 <https://acamh.onlinelibrary.wiley.com/doi/10.1111/1469-7610.00181>
- 621 52. Ask H, Eilertsen EM, Gjerde LC, Hannigan LJ, Gustavson K, Havdahl A, et al.
622 Intergenerational transmission of parental neuroticism to emotional problems in 8-
623 year-old children: Genetic and environmental influences. *JCPP Advances* [Internet].
624 2021 Dec 1;1(4):e12054. Available from: <https://doi.org/10.1002/jcv2.12054>

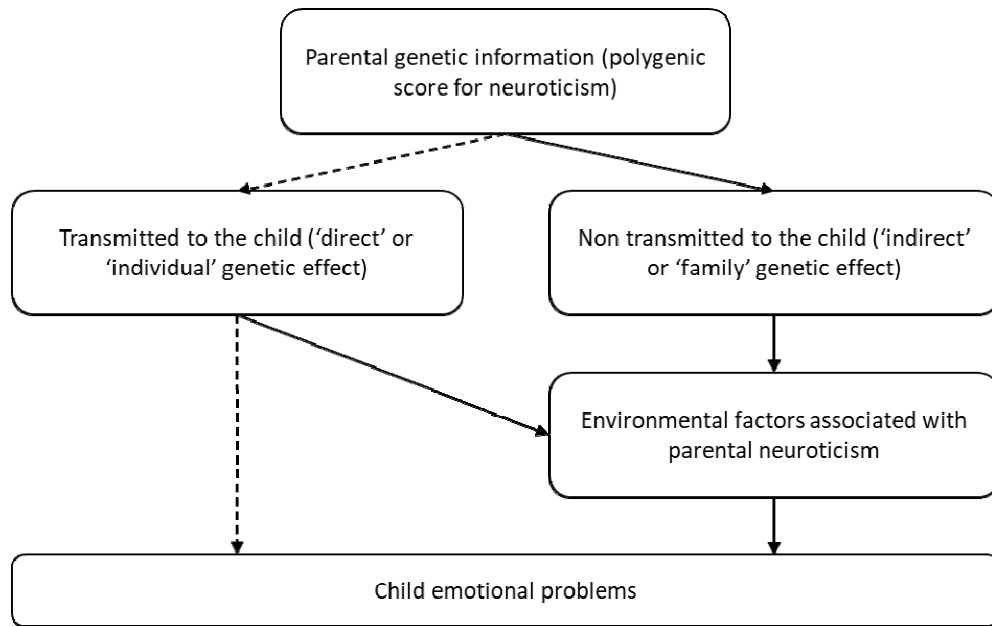
- 625 53. Bergen SE, Gardner CO, Kendler KS. Age-related changes in heritability of behavioral
626 phenotypes over adolescence and young adulthood: a meta-analysis. *Twin Research*
627 *and Human Genetics*. 2007;10(3):423–33.
- 628 54. Olino TM, Michelini G, Mennies RJ, Kotov R, Klein DN. Does maternal
629 psychopathology bias reports of offspring symptoms? A study using moderated
630 non-linear factor analysis. *Journal of Child Psychology and Psychiatry*. 2021;
631 55. Kandler C. Nature and Nurture in Personality Development. *Curr Dir Psychol Sci*
632 [Internet]. 2012 Oct;21(5):290–6. Available from:
633 <http://journals.sagepub.com/doi/10.1177/0963721412452557>
- 634 56. Lannes A, Bui E, Arnaud C, Raynaud JP, Revet A. Preventive interventions in
635 offspring of parents with mental illness: a systematic review and meta-analysis of
636 randomized controlled trials. *Psychol Med* [Internet]. 2021/08/26. 2021;51(14):2321–
637 36. Available from: [https://www.cambridge.org/core/article/preventive-interventions-in-](https://www.cambridge.org/core/article/preventive-interventions-in-offspring-of-parents-with-mental-illness-a-systematic-review-and-metaanalysis-of-randomized-controlled-trials/24D36882C376B505170BD1A0DABB0101)
638 [offspring-of-parents-with-mental-illness-a-systematic-review-and-metaanalysis-of-](https://www.cambridge.org/core/article/preventive-interventions-in-offspring-of-parents-with-mental-illness-a-systematic-review-and-metaanalysis-of-randomized-controlled-trials/24D36882C376B505170BD1A0DABB0101)
639 [randomized-controlled-trials/24D36882C376B505170BD1A0DABB0101](https://www.cambridge.org/core/article/preventive-interventions-in-offspring-of-parents-with-mental-illness-a-systematic-review-and-metaanalysis-of-randomized-controlled-trials/24D36882C376B505170BD1A0DABB0101)
- 640 57. Costantini I, López-López JA, Caldwell D, Campbell A, Hadjipanayi V, Cantrell SJ, et
641 al. Early parenting interventions to prevent internalising problems in children and
642 adolescents: a global systematic review and network meta-analysis. *BMJ Mental*
643 *Health* [Internet]. 2023 Oct 1;26(1):e300811. Available from:
644 <http://mentalhealth.bmj.com/content/26/1/e300811.abstract>
- 645 58. Wyatt Kaminski J, Valle LA, Filene JH, Boyle CL. A Meta-analytic Review of
646 Components Associated with Parent Training Program Effectiveness. *J Abnorm Child*
647 *Psychol* [Internet]. 2008;36(4):567–89. Available from: [https://doi.org/10.1007/s10802-](https://doi.org/10.1007/s10802-007-9201-9)
648 [007-9201-9](https://doi.org/10.1007/s10802-007-9201-9)
- 649 59. Pearson RM, Evans J, Kounali D, Lewis G, Heron J, Ramchandani PG, et al.
650 Maternal Depression During Pregnancy and the Postnatal Period: Risks and Possible
651 Mechanisms for Offspring Depression at Age 18 Years. *JAMA Psychiatry* [Internet].
652 2013 Dec 1;70(12):1312–9. Available from:
653 <https://doi.org/10.1001/jamapsychiatry.2013.2163>
- 654 60. Young AI, Nehzati SM, Benonisdottir S, Okbay A, Jayashankar H, Lee C, et al.
655 Mendelian imputation of parental genotypes improves estimates of direct genetic
656 effects. *Nat Genet* [Internet]. 2022;54(6):897–905. Available from:
657 <https://doi.org/10.1038/s41588-022-01085-0>
- 658 61. Austin PC, Stuart EA. Moving towards best practice when using inverse probability of
659 treatment weighting (IPTW) using the propensity score to estimate causal treatment
660 effects in observational studies. *Stat Med*. 2015;34(28):3661–79.
- 661 62. Sterne JAC, White IR, Carlin JB, Spratt M, Royston P, Kenward MG, et al. Multiple
662 imputation for missing data in epidemiological and clinical research: potential and
663 pitfalls. *Bmj*. 2009;338:b2393.
- 664 63. Jami ES, Hammerschlag AR, Ip HF, Allegrini AG, Benyamin B, Border R, et al.
665 Genome-wide Association Meta-analysis of Childhood and Adolescent Internalizing
666 Symptoms. *J Am Acad Child Adolesc Psychiatry* [Internet]. 2022;61(7):934–45.
667 Available from: <https://www.sciencedirect.com/science/article/pii/S0890856722001794>
- 668 64. Vierhaus M, Lohaus A. Children and parents as informants of emotional and
669 behavioural problems predicting female and male adolescent risk behaviour: A
670 longitudinal cross-informant study. *J Youth Adolesc*. 2008;37(2):211.
- 671 65. Fergusson DM, Lynskey MT, Horwood LJ. The effect of maternal depression on
672 maternal ratings of child behavior. *J Abnorm Child Psychol* [Internet]. 1993;21(3):245–
673 69. Available from: <https://doi.org/10.1007/BF00917534>
- 674 66. Müller JM, Achtergarde S, Furniss T. The influence of maternal psychopathology on
675 ratings of child psychiatric symptoms: an SEM analysis on cross-informant
676 agreement. *Eur Child Adolesc Psychiatry* [Internet]. 2011;20(5):241–52. Available
677 from: <https://doi.org/10.1007/s00787-011-0168-2>
678

It is made available under a [CC-BY 4.0 International license](#) .

679
680
681
682

683 **Tables and Figures**

684 *Figure 1. Potential pathways from genetic risk for neuroticism to offspring.*



685
686

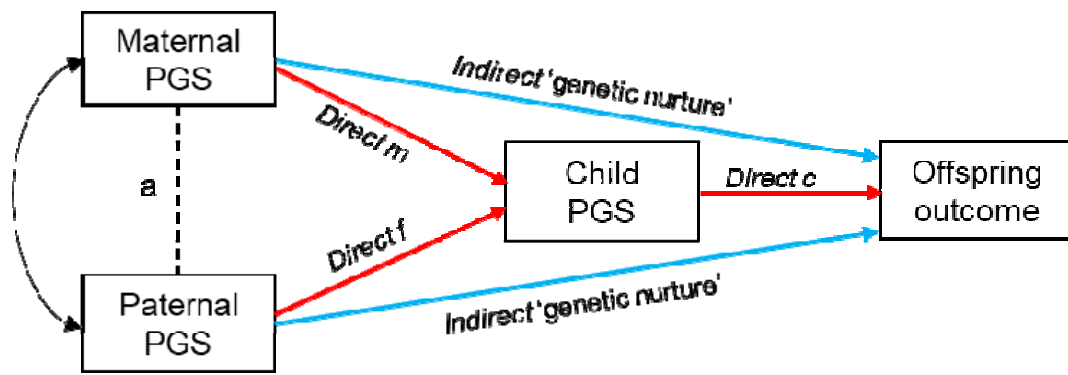
687 This figure illustrates the pathways of parental genetic transmission of risk to the offspring. In the case of child emotional problems, parental neuroticism variants influence parental liability to experience negative
688 emotions, which in turn may shape the child rearing environment (i.e., nurture), ultimately affecting their offspring's emotional difficulties. Importantly, both transmitted and non-transmitted parental genetic variants
689 can contribute to the *indirect* genetic effect, for example by influencing parenting behaviours influenced by differing levels of neuroticism. In contrast, only transmitted parental alleles can be implicated in *direct* genetic
690 effects.

691 Direct genetic pathways are represented by arrows with dotted lines, while indirect genetic pathways are illustrated by arrows with solid lines.

692

medRxiv preprint doi: <https://doi.org/10.1101/2024.09.12.24313313>; this version posted September 15, 2024. The copyright holder for this preprint (which was not certified by peer review) is the author/funder, who has granted medRxiv a license to display the preprint in perpetuity. It is made available under a [CC-BY 4.0 International license](https://creativecommons.org/licenses/by/4.0/).

693 Figure 2. Example path model using trio genotype and offspring outcome measures.



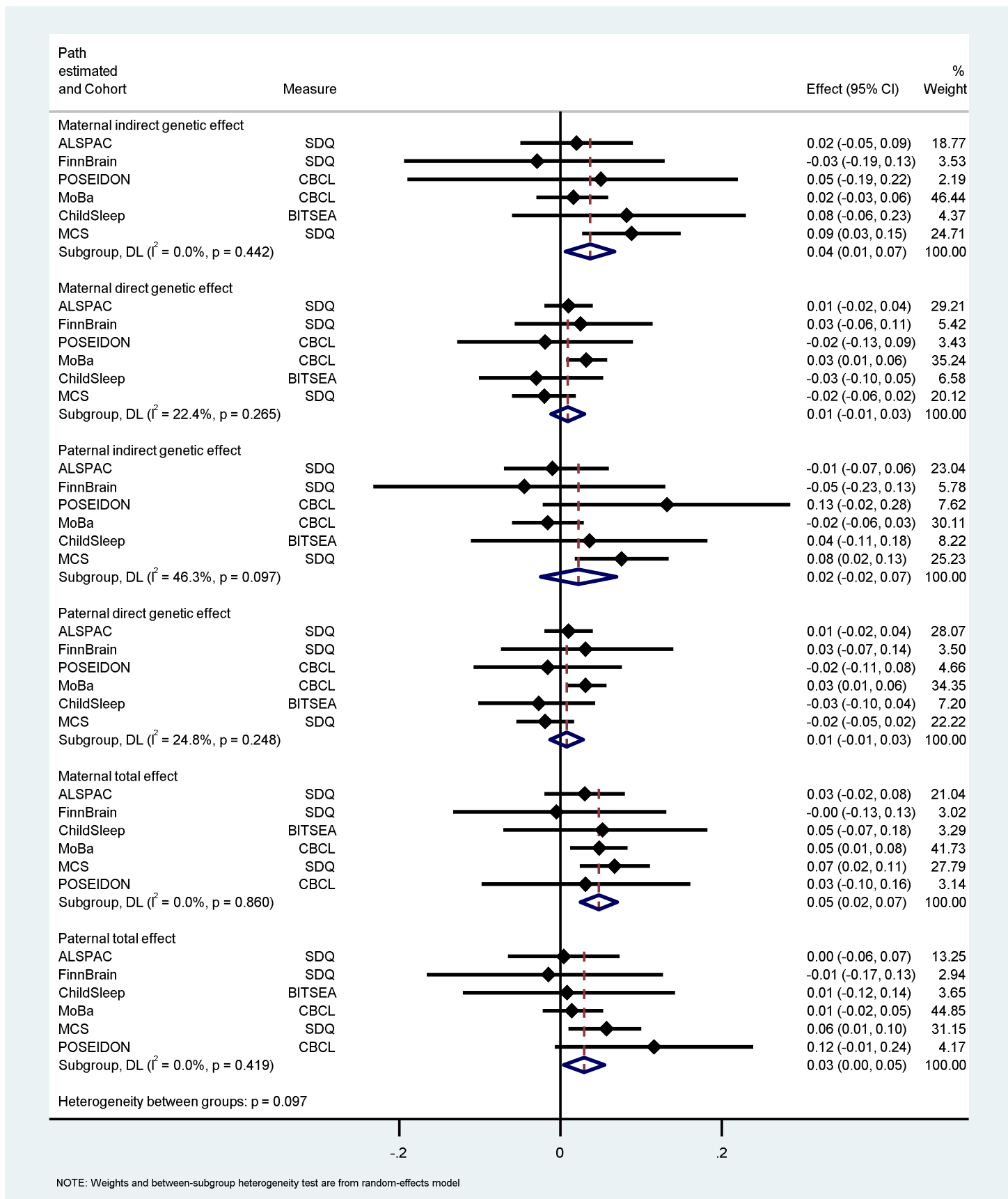
694
695 Relevant estimates can be obtained by regressing children's outcomes onto their own polygenic scores as well as those of both parents. This multivariate trio model provides estimates of:

- 696 1. **Direct Genetic Effects:** These are the effects of parent-to-offspring allele transmission on the offspring's outcome (red lines). This model adjusts for both maternal and paternal polygenic scores, thus isolating
697 the direct genetic effects from the confounding genetic nurture effects. Specifically:
- 698 • **Direct m:** Maternal direct genetic effects (transmitted alleles to the offspring)
 - 699 • **Direct f:** Paternal direct genetic effects (transmitted alleles to the offspring)
 - 700 • **Direct c:** The pathway from the child's own genetic liability to neuroticism to the phenotype of interest (e.g., offspring emotional problems)
- 701 2. **Indirect Genetic Effects:** These are the effects of parental alleles that have not been transmitted to the offspring (blue lines).

702 Additionally, 'a' represents potential assortative mating between parents.

medRxiv preprint doi: <https://doi.org/10.1101/2024.09.12.2433313>; this version posted September 14, 2024. The copyright holder for this preprint (which was not certified by peer review) is the author/funder, who has granted medRxiv a license to display the preprint in perpetuity. It is made available under a [CC-BY 4.0 International license](#).

703 Figure 3. Association between parental genetics and childhood outcomes in ALSPAC, FinnBrain, ChildSleep, POSEIDON, MoBa, and MCS.

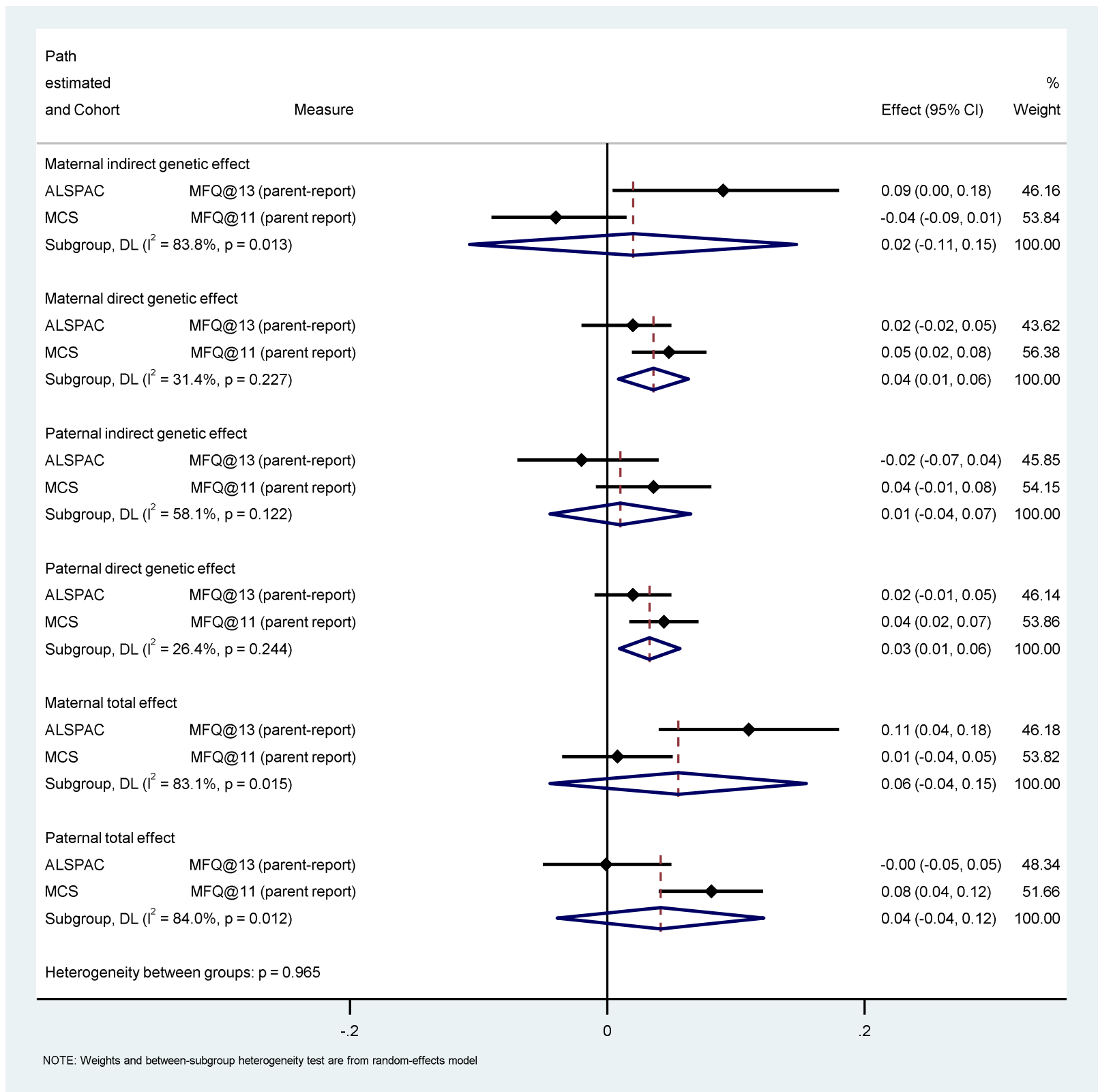


medRxiv preprint doi: <https://doi.org/10.1101/2024.09.12.24313313>; this version posted September 14, 2024. The copyright holder for this preprint (which was not certified by peer review) is the author/funder, who has granted medRxiv a license to display the preprint in perpetuity. It is made available under a [CC-BY 4.0 International license](https://creativecommons.org/licenses/by/4.0/).

704

705

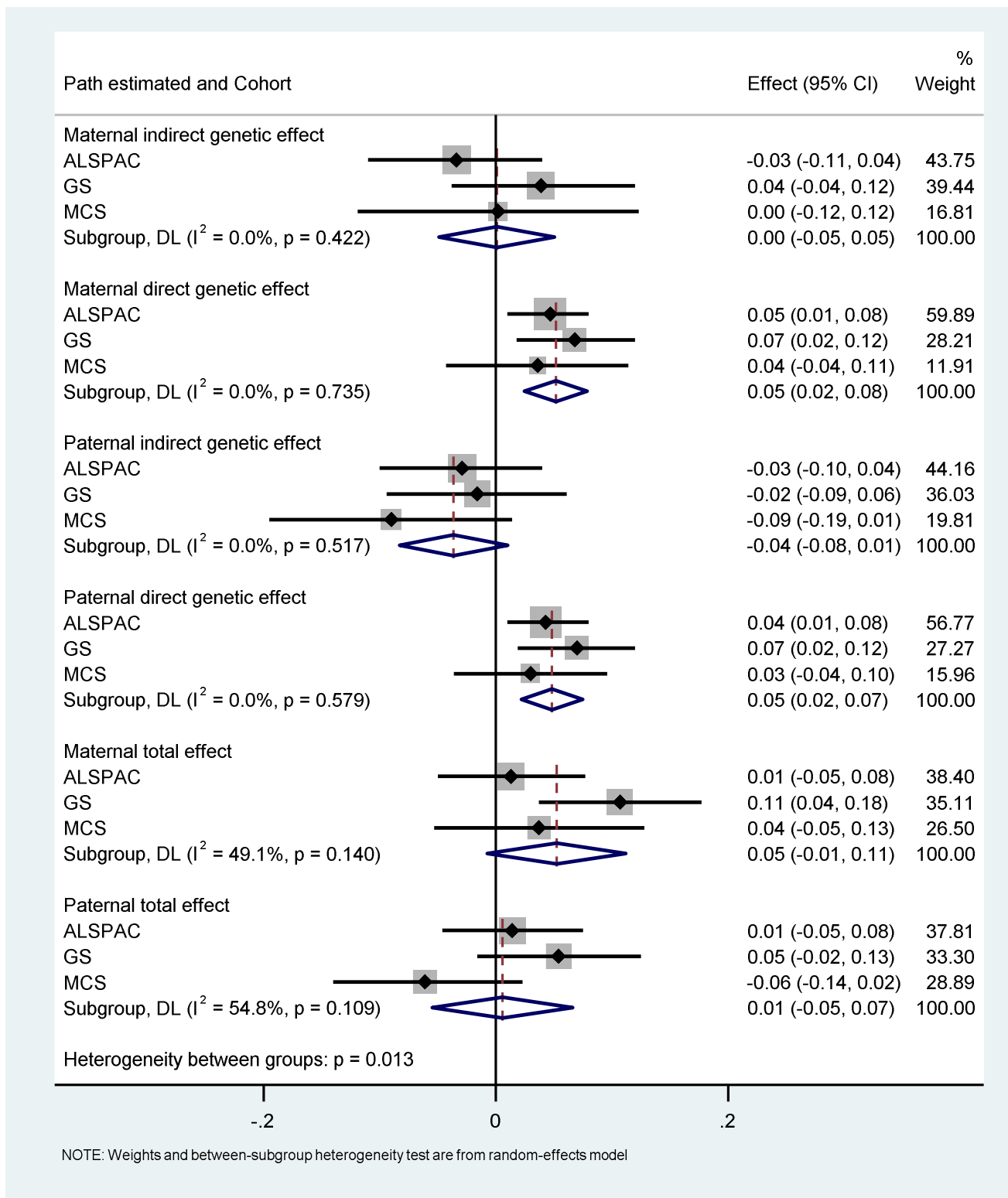
706 Figure 4. Effect of parental genetics on parent-reported adolescent outcomes in ALSPAC and MCS.



707
708

medRxiv preprint doi: <https://doi.org/10.1101/2024.09.12.24313313>; this version posted September 14, 2024. The copyright holder for this preprint (which was not certified by peer review) is the author/funder, who has granted medRxiv a license to display the preprint in perpetuity. It is made available under a [CC-BY 4.0 International license](#).

medRxiv preprint doi: <https://doi.org/10.1101/2024.09.12.24313313>; this version posted September 14, 2024. The copyright holder for this preprint (which was not certified by peer review) is the author/funder, who has granted medRxiv a license to display the preprint in perpetuity. It is made available under a [CC-BY 4.0 International license](https://creativecommons.org/licenses/by/4.0/).



711 Figure 6. Pooled direct and indirect genetic effects across development and hypothesised intervention targets.

Potential focus of the intervention

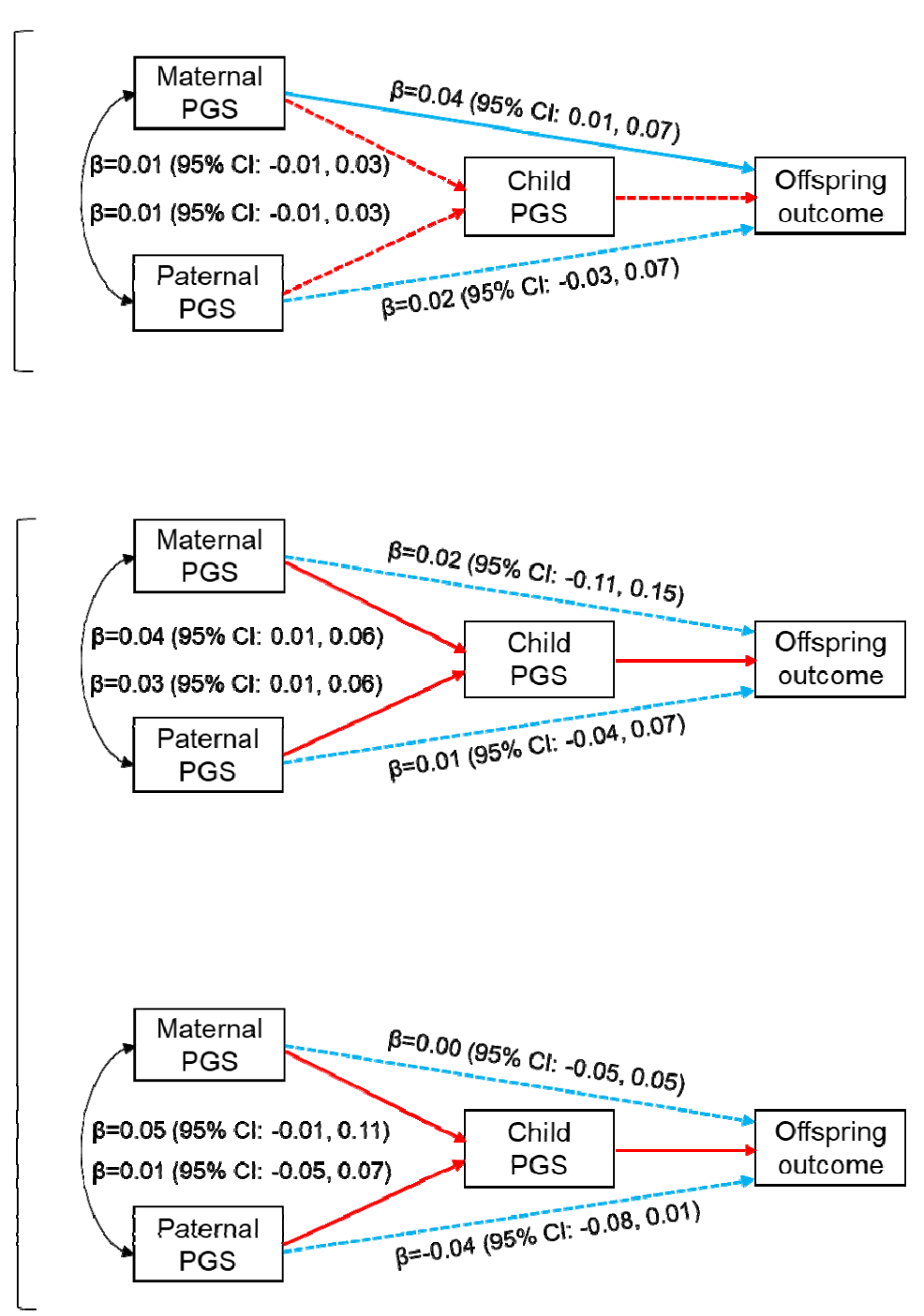
Mental health support for parents (especially mothers)

Parenting interventions with a focus on maternal mental health and involvement of the child

Parenting interventions with an active involvement of the child (relationship- or dyadic- focussed)

Child-focussed interventions

Pooled direct and indirect genetic estimates



Age

Childhood

Adolescence

Adulthood

medRxiv preprint doi: <https://doi.org/10.1101/2024.09.12.24313313>; this version posted September 14, 2024. The copyright holder for this preprint (which was not certified by peer review) is the author/funder, who has granted medRxiv a license to display the preprint in perpetuity. It is made available under a CC-BY 4.0 International license.

712
713

714 Solid lines indicate the hypothesised pathways that, if targeted by interventions, may have more beneficial effects on the offspring emotional difficulties.