

Interventions that could mitigate the adverse effects of household overcrowding

A rapid realist review with stakeholder participation from urban contexts in England

Authors: Kristoffer Halvorsrud¹, Elizabeth Eveleigh¹, Mathilda O'Donoghue², Pratima Singh², Rose-Marie McDonald³, Marcella Ucci⁴, Jessica Sheringham¹

Institutions and addresses:

1. Research Department of Primary Care and Population Health, University College London (UCL), 1-19 Torrington Place, London WC1E 7HB, UK

2. Wolfson Institute of Population Health, Queen Mary University of London (QMUL), Yvonne Carter Building, 58 Turner St, London E1 2AB, UK

3. PPIE member

4. UCL Institute for Environmental Design and Engineering, Bartlett Faculty of the Built Environment, University College London (UCL), UK

Corresponding authors:

Dr Kristoffer Halvorsrud (k.halvorsrud@ucl.ac.uk); Dr Jessica Sheringham (j.sheringham@ucl.ac.uk)

NOTE: This preprint reports new research that has not been certified by peer review and should not be used to guide clinical practice.

1 Abstract

2 Household overcrowding has increased in England. However, there is limited synthesis of evidence
3 about what can be done to reduce the impact of overcrowding on health/well-being.

4 We undertook a rapid realist review of English language peer-reviewed and grey literature of
5 interventions from comparable settings to urban contexts in England that addressed household
6 overcrowding/health outcomes. A search was conducted (01.06.23) in MEDLINE, EMBASE, Web of
7 Science, SCOPUS.

8 Two expert panels informed the review. The first comprised individuals with lived experience of
9 overcrowding in London; the second local and regional government representatives from London,
10 Salford and Doncaster (England). Both panels contributed at two stages to guide the scope/literature
11 identification and test/refine programme theories. Final full-text screening and quality appraisal
12 were completed by two independent researchers.

13 Thirty-one peer-reviewed papers and 27 documents from participating local authorities were
14 included. The peer-reviewed literature, emanating from multiple geographical contexts and of
15 variable study designs and quality, contained 15 evaluated interventions across three categories:

16 Rehousing (n=7 interventions); Home improvements, e.g. renovations/retrofitting (n=6); Co-
17 ordination with healthcare and wider services (combined with home improvements) (n=2). A

18 synthesis of the peer-reviewed literature with expert panel comments and grey literature, identified
19 contexts and mechanisms that could facilitate or hinder achievement of positive health outcomes.

20 There was reluctance to be rehoused elsewhere, with residents fearing the loss of social networks in
21 available properties often located far away from their current homes. Home improvements may
22 alleviate the worst impacts of overcrowding, and residents living in unhealthy conditions can benefit
23 from better healthcare co-ordination.

1

2 Significance for public health

3 Reducing the prevalence of overcrowding requires national level and long-term policy changes to
4 increase the supply of affordable homes. Therefore, rehousing will not be a feasible solution in the
5 short-term for many residents. Our rapid realist review illustrates how other interventions such as
6 home improvements and improved healthcare co-ordination/access could address well-being when
7 residents in overcrowded accommodation cannot or do not wish to move. This may require
8 overcrowding to be considered as a council-wide issue that may not be tackled within the housing
9 sector alone, but that will necessitate collaboration with other local authority resources and services
10 such as healthcare in recognition of the wider health impacts of overcrowding. Although the focus
11 for this review is on making recommendations for urban contexts in England, we have also included
12 international peer-reviewed literature and believe our conclusions may be transferable to
13 comparable contexts affected by household overcrowding.

14

15 **Keywords:** Housing; Overcrowding; Rapid realist review

16

17 Introduction

18 The challenge of accommodating rising population numbers in urban areas with limited space is a
19 common one and not a new phenomenon internationally (1). However, measured against
20 comparable countries, England has somewhat larger numbers of residents per household (2). Moreover,
21 statistics for 2019/20 from the English Housing Survey revealed the highest levels of overcrowding in
22 the country since 1995/96, with 8.7 percent of households in the social rented sector and 6.7
23 percent in the private rented sector being overcrowded (3, 4). Regional variations were also

1 confirmed in figures from the English Housing Survey (2019/20), with as many as 9.2 percent of
2 London households overcrowded in comparison to 2.5 percent for England as a whole (3, 4). While
3 overcrowding during the COVID-19 pandemic reached 15 percent in London (5). Yet this is not just a
4 London phenomenon and there are pockets of overcrowding throughout England, with differences
5 by ethnicity affecting those from a Black, Pakistani or Bangladeshi ethnicity in particular (6).

6 There are different definitions to characterise a household as ‘overcrowded’ or ‘crowded’. Generally
7 it occurs when the number of residents exceeds the capacity of the dwelling space available, which
8 may be measured variously depending on the geographical context through e.g. number of rooms,
9 floorspace per person (1). In the UK the ‘bedroom standard’ is commonly applied (although also here
10 regional variations exist (7)). This standard assumes that certain household members need to have
11 their own bedroom, while others according to their age and gender, can share (8). There is a
12 recognition that whether a household is ‘crowded’ as such may not invariably relate to the number
13 of people residing in the dwelling, but also demographic characteristics such as age/gender
14 constellations and their relationships (i.e. an otherwise ‘crowded’ household by quantitative
15 measures, may not be so if for example two adults are a couple) (1).

16 As amply demonstrated in a relatively recent World Health Organization (WHO) review (9),
17 overcrowded often increases the risk of other housing issues such as environmental hazards (e.g.
18 damp and mould, disrepair or clutter) and the risk for respiratory and gastrointestinal infections.
19 Consequently in numbers from England, 40 percent of overcrowded households had reported
20 significant mould in contrast to only 16 percent of non-overcrowded households (5). Combined with
21 other adverse housing circumstances, overcrowding can contribute to poor physical and mental
22 health, but also have wider socioeconomic ramifications such as poorer educational outcomes due
23 for example to a lack of sleep (9).

24 Although the evidence base for problems associated with household overcrowding are now relatively
25 well established, there is a lack of current evidence on interventions or measures that may reduce

1 overcrowding or the adverse health outcomes associated with overcrowding. The last systematic
2 review that explicitly addressed the effects of housing interventions on health by Thomson and
3 colleagues (10) was published over 10 years ago. Moreover, its broader scopes – housing
4 interventions in general – did not provide more in-depth coverage or isolation of effects that
5 specifically concerned overcrowding *per se* compared to other and potentially non-overcrowding
6 housing issues (due e.g. to poverty). Although a more recent systematic review on buildings and
7 health (11) includes some recommended interventions, it is primarily concerned with and draws
8 from the evidence base on the associations between buildings and health (i.e. not interventions) and
9 again is not restricted to overcrowding.

10 The present review aimed to fill this research gap. To achieve this aim, we conducted a rapid realist
11 review (RRR) (12) with participation of key stakeholders from urban contexts in England to identify
12 peer-reviewed literature (including international if providing transferable lessons) as well as grey
13 literature of local mechanisms by which interventions to address or mitigate household
14 overcrowding on health/well-being may be effective. A realist approach helped gain a better
15 understanding of which interventions may show promise in which circumstances, than would have
16 been possible if concentrating on effectiveness alone for a complex issue such as housing
17 overcrowding (12).

18

19 **Methods**

20 A protocol was pre-registered on PROSPERO (CRD42023396754). We undertook a rapid realist review
21 (RRR) (12), influenced by RAMESES (Realist And MEta-narrative Evidence Syntheses: Evolving
22 Standards) with the list of items to be reported in a realist synthesis (13) and the page numbers
23 where the items have been reported in the present manuscript indicated in Additional file 1. Similar
24 to a full realist review, an RRR provides a framework to collect and synthesise relevant and sufficient

1 evidence on contexts/mechanisms/outcomes (CMO) to theorise how or why a group of interventions
2 or single interventions could achieve their effects. An RRR is a useful tool to respond to time-
3 sensitive and emerging policy issues such as overcrowding where time/resources are more limited
4 than permitted by a full realist review. In particular, this meant a shorter window for iteration or the
5 possibility of adding further documents as one would typically see in a *full* realist review. Yet,
6 stakeholder involvement (see below) was key to ensuring the review remained relevant (12).

7 Our principal understanding of whether a household is ‘crowded’ concerns the household members’
8 experience of not having enough space for daily living or to perform activities as they would have
9 wanted to. We theorised that improvements (mechanisms) to such space in the dwelling or their
10 surrounding environments – either quantitatively in actual physical space or qualitatively as
11 experienced amount of available space – may in many contexts (if e.g. the dwelling is not too
12 structurally confined or damaged to make significant improvements) offset the need to move
13 elsewhere (outcomes). Indeed, moving elsewhere might not be practically feasible within dense
14 urban environments with limited space (context/mechanism) (14), or even viewed as a benefit by
15 residents themselves (outcomes). From previous work (15) we also advocate for a more holistic
16 approach joining up not only housing but also other local authority resources and services such as
17 healthcare (mechanism), recognising the wider health impacts of overcrowding (context/outcomes).

18

19 Stakeholder involvement

20 In an RRR, stakeholder engagement acquires a more explicit part than in a full realist review to
21 streamline the review process. Expert panels of key stakeholders allow for the review to be guided to
22 and oriented around key available literature and for conclusions to be co-developed (12).

23 As key stakeholders, we convened expert panels of a) individuals with lived experience of household
24 overcrowding according to our definition above (hereafter: ‘residents’) in London (comprising two
25 separate panels in Tower Hamlets and Islington); and b) local and regional government

1 representatives (hereafter: 'staff') across London (Greater London Authority, Tower Hamlets,
2 Newham, Camden and Islington) and non-London authorities (Salford and Doncaster). Residents
3 consisted of Tower Hamlets contacts that had participated in a similar project (by MO and PS) and
4 from an Islington charity for ethnic minority women (Jannaty). As both groups consisted mainly of
5 ethnic minority residents, it reflected their overrepresentation in overcrowding statistics and enabled
6 us to engage seldom heard voices (6). For the staff panels, local authorities with an expressed priority
7 for housing problems were approached through our research team's professional networks. A
8 representative from either public health with a remit for the built environment, wider determinants
9 or from housing, was sought. We believe the involved authorities provided illustrative cases of
10 overcrowding in urban contexts in England. In a 2018 analysis of London authorities and average
11 occupied floorspace per person (2), Tower Hamlets, Newham, Camden and Islington ranked lowest,
12 second lowest, seventh lowest and eighth lowest, respectively (and the 2021 Census also suggested a
13 higher overcrowding percentage in Newham and Tower Hamlets in particular (16)), while Salford and
14 Doncaster are non-London contexts reportedly also challenged by overcrowding (17, 18).

15 The stakeholder groups took part in two rounds of expert panels each. In the initial panels, we
16 discussed the nature of overcrowding in the local context, as well as initial ideas and experiences of
17 possible interventions, and any prioritised outcomes in their contexts. These discussions guided the
18 review scope and provided any missing terms to our preliminary search strategy. In the second
19 expert panels, categories of interventions identified from the literature, plus questions arising from
20 gaps or uncertainties in the literature, were shared for validation. We asked the panels how
21 identified evidence resonated with the situation in their local contexts, whether the interventions
22 might be relevant or transferable, if there were any mechanisms for making them work which they
23 felt had not been covered and any contextual barriers that might compromise any observed
24 effects/impacts.

1 The staff panels (first on 19.04.23 (n=11 participants); second on 26.09.23 (n=7)) were facilitated as
2 one-hour structured online discussions enabling national participation including non-London
3 authorities. The residents' panels in Tower Hamlets (first on 16.05.23 (n=6 participants); second on
4 18.12.23 (n=5)) and in Islington (first on 24.05.23 (n=12), second on 08.01.24 (n=6)) were facilitated at
5 local venues associated with the respective recruited community groups (see above). These in-person
6 sessions were longer in duration to facilitate relationship building, familiarisation with the research
7 and translation from non-English languages (e.g. Bengali): initially three hours each to accommodate
8 for crucial background detail in conceptual review stages, while the second panels were two hours
9 each specifically focused on findings and the identified intervention categories.

10 Panel members were not considered research participants (and the sessions should not be conflated
11 with more traditional focus groups). The panel members were considered experts in overcrowding,
12 either from a lived experience or policy perspective. Their input was sought to determine the direction
13 of the research initially, then interpretation or contextualisation of the findings. Therefore ethical
14 approval was not required. This fits within the remit of a rapid realist review to help streamline the
15 process of literature identification and validation (12), but also more broadly within established realist
16 review frameworks to support, refute or contextualise the evidence base in the interest of theory
17 development (13).

18 However, panel members were still provided with full details including an information sheet on the
19 purpose of the review and panels and they could withdraw at any time without providing any reason.
20 Permission was requested for panels to be audio-recorded to enable researchers to focus on
21 discussion, which in one case was denied, but permission was given to take notes. Recordings and
22 notes of panels were not subject to analysis of individual responses and we do not report on any
23 individualised experiences or sentiments, but only on views for which consensus was indicated by
24 multiple voices that provided rationale for the review's focus or added to the contextualisation or
25 interpretation of findings.

1

2 Searches/screening process

3 PROSPERO was initially searched to verify that the proposed review may indeed fill a research gap
4 and that there were no ongoing and/or significantly overlapping reviews on this topic. Due to the
5 complex nature and corresponding solutions to overcrowding, the electronic databases used
6 (MEDLINE, EMBASE, Web of Science, SCOPUS) accounted for multiple relevant disciplines (e.g.
7 health, public services, social science, design, built environment). Searches were conducted by KH on
8 01.06.23, capturing literature from 01.06.12 and onwards, while any relevant literature on
9 overcrowding before this date was carried forward from the previous Cochrane review (10).
10 Reference lists of more recent reviews captured were also checked, while tracing subsequent
11 publication of data from any identified protocols and checking any ongoing reviews from PROSPERO.
12 For relevant primary studies, we further investigated their reference lists and searched study names
13 in Google Scholar to supplement with any 'sibling' records where needing information on contexts
14 and/or mechanisms related to the interventions. Additional grey literature was searched such as the
15 Healthcare Management Information Consortium (HMIC), in addition to websites of participating
16 authorities and supplemented with relevant reports suggested by expert panel members (which
17 were all checked for relevance using the below reported eligibility criteria).
18 Search terms included both subject heading and free text terms, informed by a previous WHO-
19 review (9) on the health impacts of overcrowding, as well as overcrowding definitions and categories
20 of interventions from expert panel discussions. From the staff expert panels we added a stronger
21 focus on (home) environment and 'congestion' and health, while from the resident expert panels
22 green or play space, communication from housing authorities and cultural strategies. The search
23 strategy and combination of terms was developed in one database (Ovid MEDLINE) and amended as
24 required for each database, with a sample of the strategy in Additional file 2.

1 Studies were then de-duplicated in Rayyan (Qatar Computing Research Institute) software, assessed
2 on title and abstract by one reviewer (KH) (with another (EE) assessing 10% to discuss
3 disagreements), while any potentially relevant studies underwent more detailed examination against
4 the eligibility criteria on full-text by two independent reviewers (KH, EE). They resolved all
5 discrepancies through discussion, but any unresolvable discrepancies would have been adjudicated
6 by a third independent reviewer (JS).

7

8 Eligibility criteria

9 Types of studies

10 Qualitative, quantitative and mixed-methods evaluations were included, with no restrictions on study
11 design. Position papers, editorials or commentaries that did not report empirical results but that
12 theorised (informally) about the relative effects of particular strategies were also included.
13 Publication status could be either peer-reviewed or grey literature such as conference papers, policy
14 documents, project initiation documents (etc.). However, due to retrieval time and costs and the
15 rapid, resource-limited nature of the review, we did not pursue any book chapters or academic
16 theses records. For the same reason, all included records were also limited to the English language.

17

18 Domain/population

19 We initially prioritised relevant strategies affecting families, but in consultation with the expert
20 panels we included HMOs (house in multiple occupation) where such information was available.
21 We included overcrowding interventions related to all physical house types that are static, inclusive
22 of sheltered houses (but not residential care homes as it is unlikely that families or people in HMOs
23 will be housed there). We excluded mobile homes such as house boats or caravans, which in general
24 are more likely to serve recreational uses.

1 Although the focus was on developing recommendations specifically tailored to urban contexts in
2 England, we also included evidence from comparable contexts (other OECD/partner countries (19))
3 that might provide transferable lessons (excluding less relevant contexts such as rehousing from
4 slums in lower-income countries from the previous Cochrane review (10)).

5

6 Intervention/exposure

7 We included evaluations of strategies provided by an agency working at a local level with an explicitly
8 stated aim (wholly or partially) to address housing overcrowding and/or where it had an effect on
9 overcrowding or residents' experience of it.

10 Interventions did not include a change of housing conditions due to other life events such as natural
11 disasters. It also excluded *ad hoc* improvements, if outside of a housing programme addressing
12 overcrowding, such as housing redesign or decorations initiated by householders themselves, minor
13 repairs such as fixing of leaking pipes and broken windows, standard fire or injury prevention
14 measures, modifications needed *irrespective* of overcrowding for e.g. mobility/medical reasons.

15

16 Comparator(s)/control

17 Assessment of outcomes before and after overcrowding interventions, comparable areas where
18 certain interventions were not tried or different interventions were tried.

19

20 Outcomes

21 Any direct measures of health or mental and physical illness as well as self-reported well-being and
22 quality of life. We also considered any impact upon overcrowding *per se*, i.e. changes to physical
23 environment and/or residents' perceptions/experiences of environment as an output (e.g. changes
24 to occupancy levels, changes to space or use of space, changes to satisfaction with dwelling). We

1 considered housing condition outcomes as relevant to health because there is extensive literature
2 that has demonstrated the association between housing conditions and various health outcomes
3 (11). Health service use was originally not considered an included outcome, but again due to the
4 association with overcrowding and health conditions – which healthcare access may help alleviate
5 (11) – it was also included. Moreover, we considered additional social and socio-economic outcomes
6 if acting as potential determinants of health such as social inclusion/exclusion, education and
7 employment measures. We include within this food insecurity as a potential determinant of health,
8 as proposed by expert panels. Adverse effects of interventions were also included.

9

10 Data extraction

11 A data extraction form was piloted and amended as necessary. Data extraction was completed by
12 one reviewer (KH) in Excel software and checked by another (either a researcher (JS, EE) or for some
13 local/regional documents expert panel members from these contexts checked). Data was extracted
14 on key features within the review scope and on components considered important for a realist
15 review such as study design, context (e.g. geographical setting, housing tenure, definition and level of
16 overcrowding, populations affected/included), mechanisms/approach/aims and outcomes.

17

18 Relevance and rigour assessments

19 Following realist review standards (13), the contribution of sections of data within a document was
20 assessed based on two criteria: relevance and rigour. Relevance was determined based on the
21 criterion of whether sections of text within a document were deemed to be relevant enough to
22 contribute to theory testing and/or building (13), with particular attention to our inclusion/exclusion
23 criteria outlined above. For realist approaches, judgement of rigour may not include an appraisal tool
24 (13) – although in our endeavour to standardise assessments of ‘credibility’ and ‘trustworthiness’ of

1 sources (13), where possible (i.e. for peer-reviewed literature) rigour was determined through the
2 Mixed Methods Appraisal Tool (MMAT) (20) adapted to relevant study designs. This was used by two
3 independent reviewers (KH, EE) with all discrepancies resolved through discussion, but if they had
4 not been resolvable adjudicated by a third independent reviewer (JS). We tabulated all our final
5 assessments as well as comment in the main text on whether there were any concerns based on the
6 MMAT assessments related to individual studies. It is specifically worth noting that ‘incomplete
7 outcome data’ was a common criterion with ambiguous interpretation and required agreement on a
8 threshold (we operated with 80 percent completion rate as threshold).

9

10 Data synthesis

11 In the protocol we pre-specified a consideration of meta-analyses, but recognised the little and
12 heterogenous evidence available in previous reviews within housing to enable meta-analyses (10).
13 Similarly, this was also the case within our more specific scope on overcrowding. As also in
14 accordance with our protocol, we therefore proceeded to conduct a narrative synthesis (21) that
15 examined emerging patterns around the contexts affecting potential mechanisms (as interventions,
16 mediating factors and pathways) which in turn may lead to outcomes.

17 We grouped evaluated interventions from the peer-reviewed literature into categories of similar
18 types of interventions. For each category, we constructed initial programme theories formed as CMO
19 configurations, based on our reading of background literature and resident/policy maker
20 engagement before the study took place. For each category, we started with peer-reviewed data to
21 refine the CMO, using additional information from ‘sibling’ papers (see searches/screening) or the
22 grey literature where needed, and as checked against local stakeholder consensus in the second
23 ‘validation’ expert panels (see stakeholder involvement subsection above), to understand the ways in
24 which specific mechanisms of interventions may be implementable in urban contexts in England and
25 any barriers to their success. For each of the intervention categories, we have generated and display

1 figures of the CMO configurations including our initial programme theories and how these were
2 supported or nuanced by insights from the literature (peer-reviewed and grey) and expert panels.
3 Albeit we recognise that the sources of data to test and develop programme theories are of relatively
4 different origins and, as such, in the main text we present the peer-reviewed literature, grey
5 literature and expert panels in turn within each of the intervention categories. Essentially, keeping
6 the narrative presentation distinct in this manner may facilitate a better understanding of how each
7 information source contributed to the CMO configurations, as well as to highlight the limitations also
8 within the peer-reviewed literature in this field (as key to building recommendations for the future).
9 Furthermore, as we combined quantitative and qualitative data particularly within the peer-reviewed
10 literature, we were also informed by the approach to mixed-methods synthesis (22) on reporting a
11 common format in which one type of data is ‘translated’ into the other. In our case, we ‘qualitised’
12 quantitative data, meaning we narratively report results through words (whether e.g. significant
13 effects were shown or not with a p-value of 0.05 as significance threshold).
14 For the effect measures, we refer specifically to Table 1. We focus on effects from the peer-reviewed
15 literature and not in the grey literature documents, because predominantly the latter consisted of
16 reports of what local authorities had done without a corresponding evaluation evidencing the
17 relative effects/impacts of outcomes as linked to specific interventions.

18

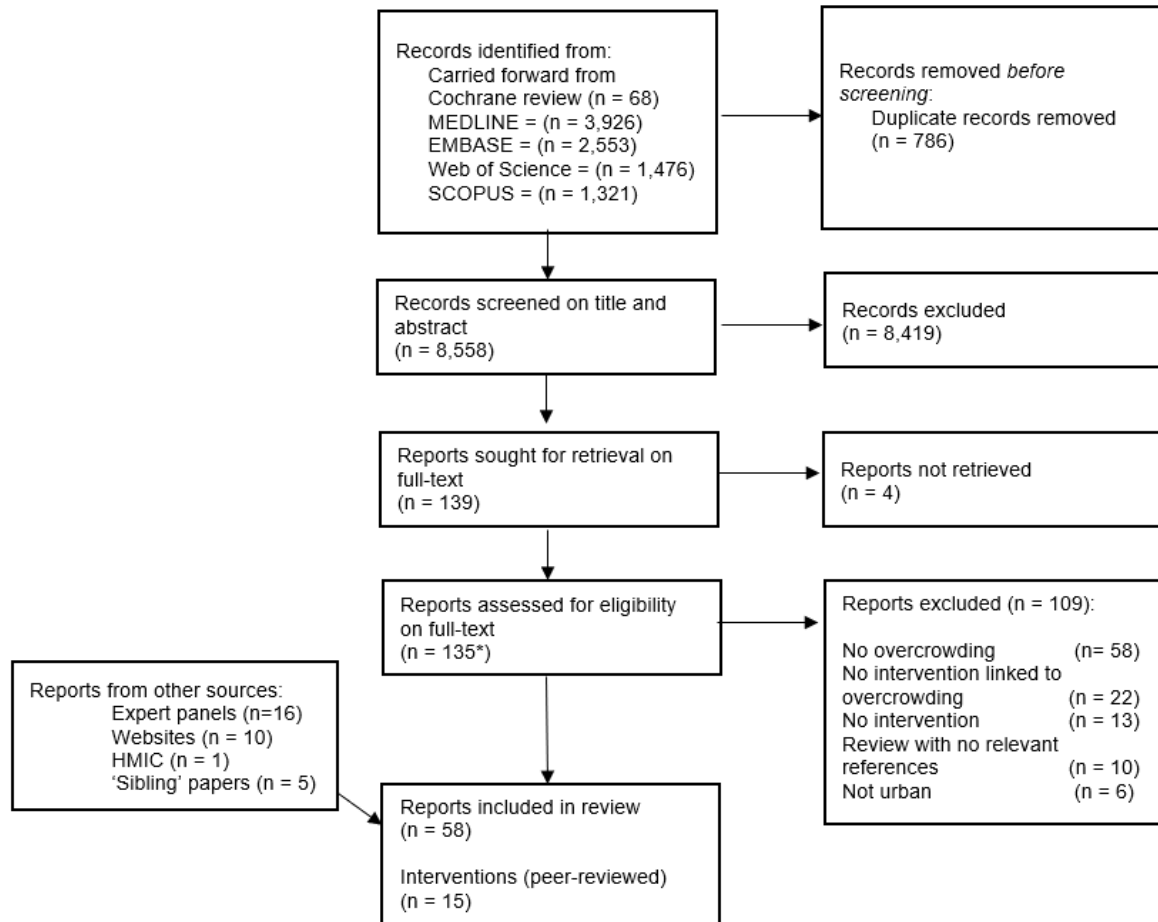
19 Results

20 The PRISMA flow diagram of searches and screening is shown in Figure 1. After duplicates were
21 removed, 8,558 records were screened on title and abstract, with 139 of those identified as
22 potentially relevant and requiring full-text screening (four of those could still not be retrieved
23 following contact with authors). 109 records were excluded from the full-text stage. The most

1 common exclusion reason was ‘no overcrowding’ (n=58) – either that the households reported on
2 were not overcrowded, or with insufficient information to determine this (reasons for full-text
3 exclusion of each individual reference are provided in Additional file 3).

4 Thirty-one peer-reviewed reports were included (26 from the initial searches (23-48) supplemented
5 by 5 ‘sibling’ papers (49-53)), in addition to 27 grey literature documents (2, 5, 6, 8, 18, 54-75)
6 related to the involved authorities (as either retrieved from the HMIC database (n=1), suggestions
7 from expert panel members (n=16) or authorities’ official websites (n=10)). We centre our report
8 below on the 15 evaluated interventions from the peer-reviewed literature¹ – of which have also
9 been supplemented by contextual information from the local authority grey literature and expert
10 panels. The 15 interventions revolve around three categories: Rehousing (n=7 interventions (31-33,
11 37-42, 46-53); Home improvements (renovations/retrofitting) (n=6 interventions (24, 26, 30, 34, 44,
12 45)); Co-ordination with healthcare and wider services (home improvements as well as health/social
13 care links) (n=2 interventions (23, 25, 27-29, 35, 36, 43)). More information on study characteristics
14 and outcomes related to the 15 peer-reviewed interventions can be found in Table 1 (data extraction
15 of information on context and mechanisms from the grey literature is also available from Additional
16 file 4). Assessments on each MMAT criteria can be found in Additional file 5. To note that, informed
17 by the first expert panels, we also searched but did not identify relevant literature on buy-back
18 schemes, government promotions, or alleviation of overcrowding in HMO or hotel settings, as well as
19 for health outcomes relating to COVID-19, the cost-of-living crisis or food insecurity.

¹ The lower number of interventions than reports is because for some interventions, multiple papers reported on different aspects of the same intervention.



1
2 *One identified review (76) contained multiple irrelevant studies, apart from one cited primary study
3 (47) which was therefore included in our review instead

4 **Figure 1:** PRISMA flow diagram of searches and screening

5
6

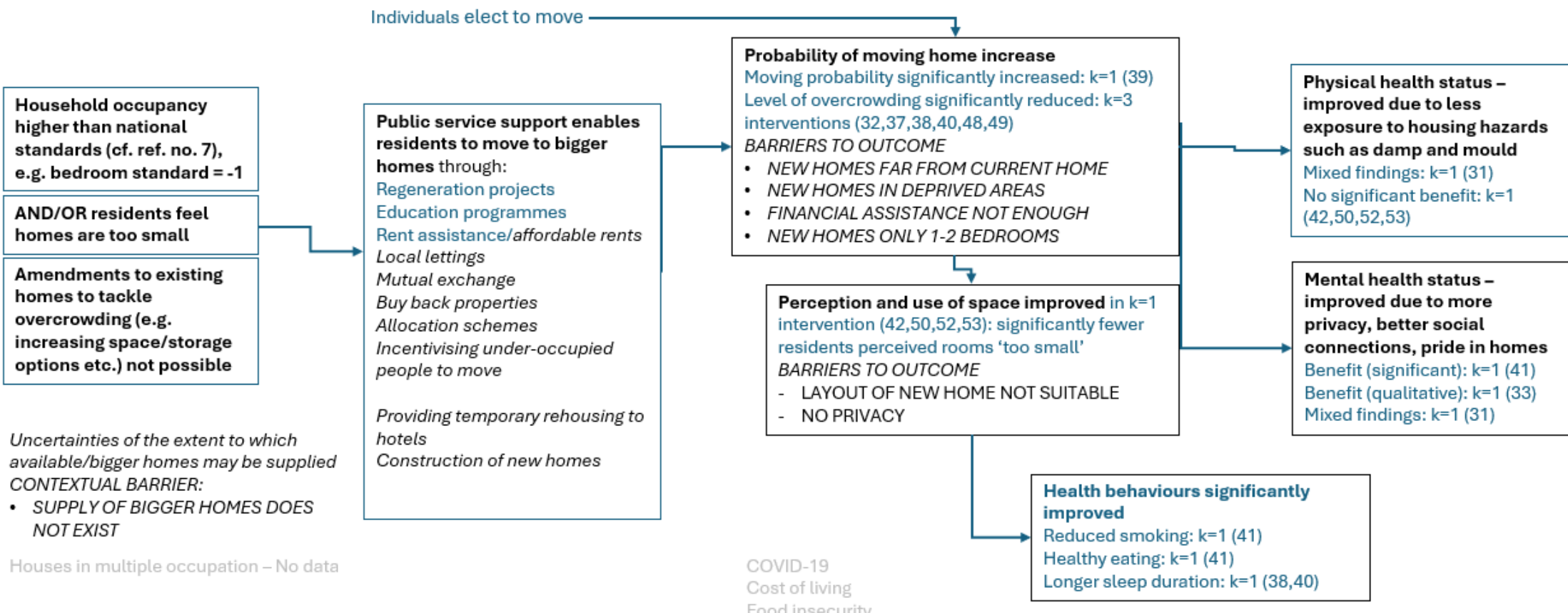
7 **Please insert Table 1 here**

8
9

10 **Rehousing**

11 First, we tested/refined below the programme theory that support with rehousing (mechanisms)
12 could benefit health (longer-term outcomes) for people whose household occupancy is over national
13 standardised measures (e.g. bedroom standard), when it increases the probably of moving and
14 increases experience/perceptions of space (proximal outcomes) (see Figure 2 for the CMO
15 configuration).

Figure 2: Rehousing



Key: Initial programme theory = bold
 Data from peer reviewed papers = blue
 Grey literature = italics
 EXPERT PANELS' VIEWS (FACTORS AFFECTING ACCEPTABILITY/FEASIBILITY/EFFECTIVENESS) = CAPITAL LETTERS
 Missing data = faded
 k=number of interventions. As some interventions were reported across multiple references, there may be more references than the number of interventions would suggest

1 Peer-reviewed literature (n=7 interventions)

2 In the peer-reviewed literature, rehousing was mainly measured through interventions helping
3 households to move out from overcrowded dwellings to (in theory) better quality dwellings (through
4 regeneration projects (31, 33, 42, 50, 52, 53), additional educational/behavioural programme to
5 integrate into the new setting and homes (41) and financial assistance to help with rent and housing
6 costs (37-40, 46-49, 51)), but we also include a study of individual residential moves (32) due to its
7 potential lessons for how moving house in general may alleviate overcrowding.

8 Four of the seven studies in this category are from the UK (31-33, 41, 42, 50, 52, 53). The level of
9 overcrowding was reduced significantly (from 11.5% to 4.5%) in the UK Millennium Cohort Study
10 (32), but it is unclear how many of these residential moves occurred due to councils helping
11 residents to rehouse. In the Scottish Housing Health and Regeneration Project's (SHARP) quantitative
12 evaluation, there was a significant reduction in residents (by 10.8%) agreeing that their 'rooms are
13 too small' (42). Incomplete outcome data was a concern; however, overcrowding was reportedly
14 reduced also in the qualitative interview evaluation (33) for this project – with no identified quality
15 concerns – in which residents reported more space both inside and outside including gardens.

16 Another interview study (31) with no quality concerns from the Scottish context (GoWell) showed a
17 mix of reported outcomes across three themes: 'no perceived improvements'; 'perceived
18 improvement in environment but not health'; 'perceived improvements to environments and health'
19 (see Table 1 for details). For further health outcomes, in a mixed methods study from Plymouth
20 (England) (41) the quantitative evaluation showed significant improvements in mental well-being
21 (mean difference= 1.22) and health behaviours such as healthy eating and reduced smoking
22 (Wilcoxon two-tailed test, Z= -5.563) after one year in their new homes. A potential mechanism is
23 that the intervention did not only consist of rehousing, but also of adequate follow-up of residents in
24 their new dwellings with a behavioural programme of education and training to build skills to address
25 housing issues. Such extensive follow-up and skills building appears relatively absent in the

1 controlled pre-post evaluation (52) for the SHARP project, showing no significant health
2 improvements.

3 Of the three remaining non-UK interventions, the most predominantly evaluated was US federal
4 rental assistance (Section 8) to help residents move from one unit to another of (in theory) better
5 quality (37, 46-49). In the randomised controlled trial (RCT) component of a mixed methods study
6 (48) with no detectable quality concerns, level of overcrowding was significantly reduced (by 48%). In
7 a panel study (37) with some concerns of representativeness and intervention administration, and a
8 cross-sectional study (47) with no similar concerns, there was a decrease in the number of persons
9 per room, but this was only significant in the panel study (37) for 'overcrowded' households
10 (Coefficient (standard error)= -0.0820 (0.0224)) and not so for those previously in 'severely
11 overcrowded' conditions. For health outcomes, less 'cluttered' conditions were experienced by
12 children with asthma in an RCT (46) (albeit it failed to blind outcome assessors to the intervention
13 and did not retain significance), while the other RCT (48, 49) showed mixed findings and no
14 conclusive evidence for child well-being. The Norwegian welfare system, in contrast to the American,
15 is not application-based and does not require 'queueing up' on a wait-list to receive the housing
16 allowance, but rather everyone who is entitled to it will receive it similar to comparable European
17 contexts (39). Although no *detectable* concerns, there was a lack of information to make up an
18 assessment on three of the five MMAT items in a controlled pre-post evaluation focusing on mobility
19 patterns (in contrast to home improvements that the housing allowance may also be used for) (39). It
20 showed that the probability of moving homes significantly increased (by 14.3%), but that around half
21 move into another situation of crowdedness rather than escaping it. Finally a non-governmental
22 organisation in Barcelona, Spain (Caritas Diocesana) (38, 40, 51) provided economic assistance (as
23 well as support from a social worker) for families in substandard dwellings (e.g. to escape
24 overcrowding). The pre-post evaluation (38, 40), suffering somewhat from low sample size and loss
25 to follow-up, showed significantly reduced overcrowding (by 16%) as well as longer sleep duration
26 (32.4% improved vs. 15.7% equal or worse).

1

2 Grey literature

3 Out of the 27 included grey literature documents, 26 (2, 5, 6, 8, 18, 54-57, 59-75) provided
4 information relevant for rehousing in England, helping us to understand the mechanisms by which
5 public services have sought to help people to move (which was not as richly described in the peer-
6 reviewed literature). This revealed schemes such as e.g. local letting opportunities and mutual
7 exchanges to support residents to move (67), constructions of new homes (69) or buying back
8 abandoned and poorly managed property from the Right-to-Buy scheme – which had allowed
9 previous tenants to buy rented properties – to free these up for residents in need (61, 71, 75).
10 However, space constraints, particularly in dense urban environments such as inner-city London,
11 were highlighted (2). As such, rehousing within London was not always an option and either resulted
12 in residents having to move elsewhere, being temporarily rehoused to hotel facilities, or waiting as
13 long as decades on social housing registers (5). Allocation schemes did not always reward enough
14 ‘points’ to households to be prioritised for housing allocation, as their overcrowding was not seen as
15 ‘severe’ enough or considered in the same imminent need as e.g. homeless people (5). Alternatively,
16 ‘affordable’ private rent schemes may not be within the price range of all households (56). Some
17 other schemes were therefore set up to move residents for example to seaside and country homes
18 (62), prioritising under-occupying residents in e.g. London that had more bedrooms available so that
19 their move could free up sufficient space for overcrowded residents within the city.

20

21 Expert panel validation

22 The staff panel concurred with caveats from the literature in reporting that proposed rehousing sites
23 were often away from residents’ communities and only some had been willing to move to these.
24 Residents confirmed that more space in general was usually only available outside of London, with
25 additional outdoor space being a specific need for children with neurological conditions such as

1 autism. However, prospective rehousing sites were often in relatively socioeconomically deprived
2 neighbourhoods and with a prospective break-up of their communities affecting both available
3 support networks and their sense of belonging. A further concern was not only the location, but the
4 actual dwellings they were rehoused to, with open plans offering insufficient room for privacy.
5 Combined with this, residents were frustrated by the fact they had to accept the offer immediately
6 without having a chance to see inside dwellings first. There was a lack of tailoring to households'
7 needs and inadequate accommodation for special needs prevented some households from moving in
8 the first place. Furthermore, residents felt that new builds in London were designed to prioritise
9 single professionals rather than families. In relation to any financial incentives to move or rent
10 elsewhere, residents (as well as the grey literature) indicated that these are limited in scope or, if
11 available, may be means-tested and risk compromising benefit caps. Also, residents experienced
12 rental prices as so high, and especially in London, that any financial incentives might be insufficient.

13

14 **Home improvements**

15 Our initial programme theory proposed that in overcrowded homes it is more likely that the
16 space/layout/storage fails to meet the household's needs and that quality issues affect dwellings
17 including unusable rooms or damaged furniture (e.g. due to damp/mould damage, or other housing
18 hazards such as rodent infestation) (context). Improvements (mechanisms) to space in residents'
19 current dwelling or their surrounding environments – either quantitatively in actual physical space or
20 qualitatively as experienced amount of available space – could offset the need to move elsewhere
21 (proximal outcomes) and improve health/well-being (longer-term outcomes) by making the home
22 environment safer and use of space better (proximal outcomes) (see Figure 3 for the CMO
23 configuration).

Figure 3: Home improvements



Household occupancy higher than national standards (cf. ref. no. 7), e.g. bedroom standard = -1

In overcrowded homes: more likely that space/layout/storage not meeting household's needs and have quality issues with unusable rooms or damaged furniture (e.g. due to damp/mould damage) DAMAGE NOT ALWAYS REPORTED

Amendments to existing homes possible AND bigger homes not available

Interventions:

- Retrofit programmes to upgrade heating, electrics (*priority*)
- Improved ventilation & insulation
- Repairs to furniture
- Reorganisation of space

Multi-use furniture
Advice on energy costs
 NOT ENOUGH NOTICE
 LONG WAITING TIMES
 COSTS PREVENTING MORE
 EXTENSIVE REPAIRS/RENOVATIONS

Probability of moving home decreases (reduced need to move)
 Improvement in level of overcrowding (although non-significant) in k=1 (30), no changes in k=2 interventions (34,45)
PRIORITY FOR RESIDENTS TO REMAIN IN THEIR CURRENT HOME

Experience of and use of space improved
 More usable space (e.g. less damp/mould), less cluttered conditions
 – k=3 interventions (24,34,44), although only k=1 significantly so (34)
BENEFITS ONLY TEMPORARY
NEED TAILORING TO DISABILITY

Physical health status – improved due to less exposure to housing hazards such as damp and mould
 Mixed findings: k=1 (45)

Mental health status – improved due to more privacy, better social connections, pride in homes
 No significant benefit: k=1 (26) – although overcrowding effects not isolated from model

Quality of life
Key goal for councils

Houses in multiple occupation – No data

COVID-19
 Cost of living
 Food insecurity

Key: Initial programme theory = bold
 Data from peer reviewed papers = blue
 Grey literature = italics
 EXPERT PANELS' VIEWS (FACTORS AFFECTING ACCEPTABILITY/FEASIBILITY/EFFECTIVENESS) = CAPITAL LETTERS
 Missing data = faded

k=number of interventions. As some interventions were reported across multiple references, there may be more references than the number of interventions would suggest

1 Peer-reviewed literature (n=6 interventions)

2 Two home improvement interventions related to retrofitting concentrating on upgrades to heating
3 systems, ventilation, insulation, and electric efficiency to address functional issues such as dampness
4 and mould (34, 44); two related to renovations or re-organisation of space, repairs to or addition of
5 furniture to increase the qualitative amounts of usable space (24, 45); and two combined
6 renovations and retrofitting for general home improvements with overcrowding outcomes (26, 30).

7 A longitudinal study from Scotland (34) retrofitted all rooms with a heating system with no significant
8 differences in overcrowding, but a significant *reduction* (for almost 11% of residents) in rooms they
9 were *not* able to use due to dampness (i.e. indicating some containment of this issue to free up
10 available space). Based on available information, the study fulfilled all MMAT criteria apart from
11 incomplete outcome data. A controlled pre-post evaluation from Portugal (44) of thermal insulation
12 (roof), full replacement of windows and improved ventilation evidenced a non-significant increase in
13 the perception that the 'house has enough space', but only one MMAT criterion was fulfilled.

14 For renovations, a controlled pre-post evaluation from Sweden (45) of only partial improvements to
15 kitchens and bathrooms showed no significant differences in the level of overcrowding, while self-
16 reported health of children showed signs of improvements in both the intervention and comparison
17 area. However, the study did not fulfil any MMAT criteria. A theoretical postulation from China (24) –
18 not fulfilling any MMAT criteria albeit with key information missing to answer most – illustrated how
19 design features can increase the sense of extension and fluidity of space to combat the experience of
20 overcrowding. This could be important as children of different genders grow older, where e.g. a
21 bathroom split up into sections (shower, sink, toilet) facilitates separation of intimate spaces.

22 A cross-sectional study from Scotland (26) combined renovation and retrofitting measures with
23 reportedly no effects on overcrowding – albeit in this study less than half of the sample had received
24 the home improvements. A repeated cross-sectional study over almost ten years of primarily
25 Mexican migrants in USA (30), also included a mixture of renovations (remodelling of rooms,

1 improvements to the garden) and retrofitting (floor and roofing repairs to retain warmth). It
2 demonstrated a non-significant reduction in overcrowding (although outcome data was incomplete).

3

4 Grey literature

5 Ten (2, 5, 6, 54, 60, 65, 66, 68-70) out of the 27 included grey literature documents provided
6 information on or revealed similar home improvement initiatives in England as those evaluated in
7 the peer-reviewed literature. For example, for retrofitting local authorities recognised that quality of
8 life depends on ventilation and heating (65), while measures to combat damp and mould included
9 informal advice to manage energy costs (69). Renovation strategies included funding for space-saving
10 furniture or multi-use home adaptations (e.g. to alleviate shared sleeping arrangements) (69).
11 Trialling of innovative architectural practices was indicated (65), with for instance moveable walls to
12 roll rooms like the kitchen forward when needed and then back into space when not needed.

13

14 Expert panel validation

15 Both staff and residents expressed an interest in designs to generate homes that could be adapted as
16 residents aged and developed according to changing needs, so that families did not have to keep
17 moving. Staff also considered planning and implementing such solutions when designing new builds,
18 rather than retrospectively as 'emergency solutions'. Despite such aspirations, it was expressed that
19 local funding is an issue, so that smaller or traditional initiatives of retrofit and renovations that are
20 already available, might be prioritised.

21 Home improvements were valued as potentially enabling residents to stay – the preferred option for
22 most residents rather than having to move – with home improvements alleviating some of the worst
23 impacts of overcrowding. Yet, an overriding feeling amongst residents was that although such
24 interventions themselves were not the issue, how they were delivered, or not delivered, was a
25 concern. Residents expressed that waiting times may be long, or conversely that they are not given

1 enough notice for inspections. Residents may refrain from asking for improvements in the first place,
2 as they may be anxious that they will be wrongly accused of being responsible for any issues.
3 Consistent with findings from the literature, although minor repairs might help in the short term,
4 they are only a temporary solution if e.g. damp/mould keeps coming back. Some home
5 improvements failed to be adequately tailored, for example disabled residents needing specially
6 designed toilets.

7

8 **Co-ordination with healthcare and wider services**

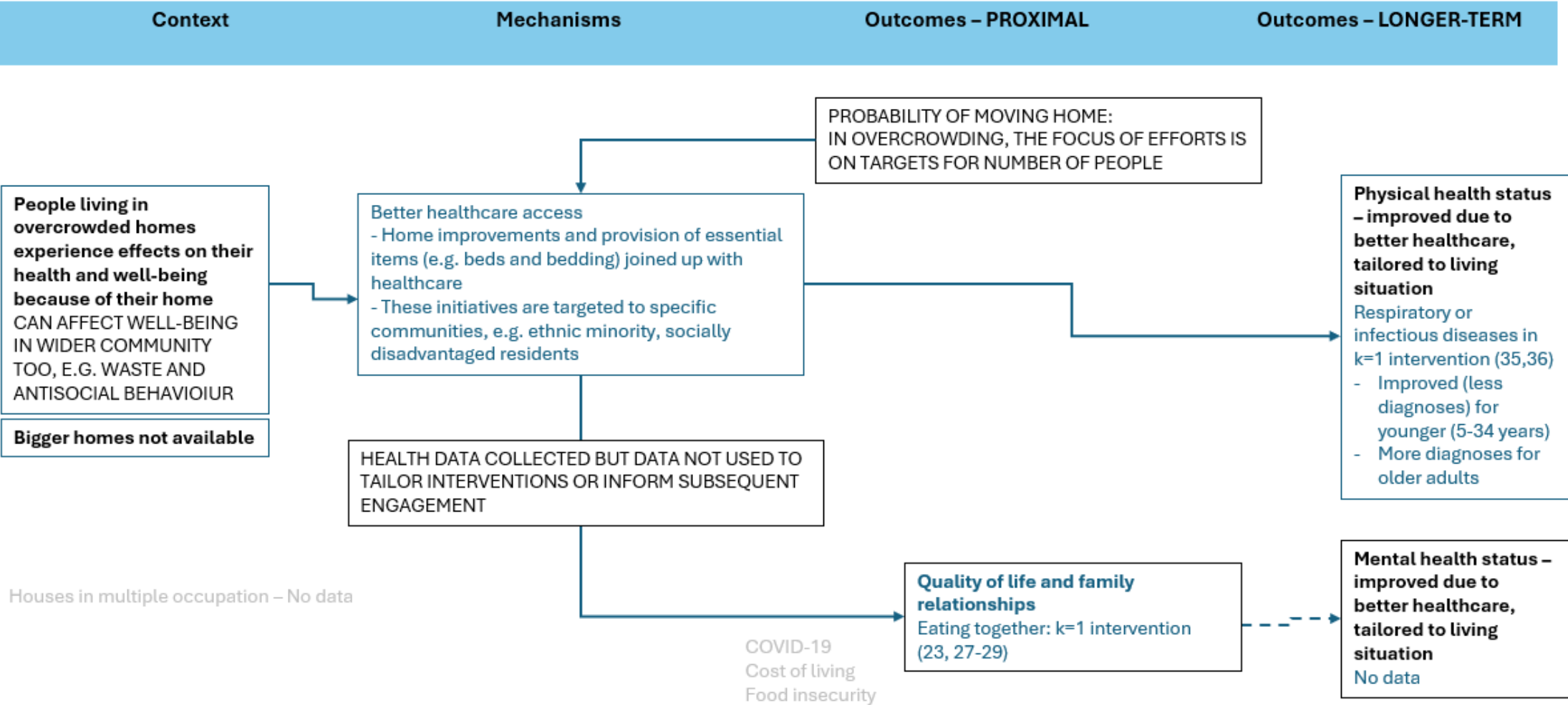
9 Our initial programme theory was that the health of residents living in overcrowding may be affected
10 (context). Residents' well-being may be improved (longer-term outcome) by better access to
11 healthcare (mechanism) (see Figure 4 for the CMO configuration).

12 Peer-reviewed literature (n=2 interventions)

13 Positive results were indicated by two programmes from New Zealand (23, 25, 27-29, 35, 36, 43)
14 when home improvements were joined up with healthcare particularly for ethnic minority and
15 socioeconomically disadvantaged residents – providing access while recognising wider determinants
16 of health than measures within existing properties alone.

17 The longest evaluation between 2001-2009 of the programme in Auckland (35, 36) – with no clear
18 quality concerns – considered principal diagnosis of acute respiratory or infectious diseases including
19 where “a strong causal link between the housing intervention and the illness could be postulated
20 through reducing overcrowding” (p. 589) (36). The evaluation had mixed results depending on age. It
21 significantly increased diagnoses for those aged 35 years or over, albeit the programme aimed at
22 improving conditions particularly for younger groups and had a significant reduction for those aged
23 5-34 years (Hazard Ratio (95% confidence intervals) = 0.73 (0.58, 0.91)) and a non-significant
24 reduction for those aged 0-4 years. Qualitative interviews with no quality concerns (23, 27-29), also
25 suggested better health overall, and stronger family connectedness such as eating dinner together.

Figure 4: Co-ordination with healthcare and wider services



Key: Initial programme theory = bold
 Data from peer reviewed papers = blue
 Grey literature = italics
 EXPERT PANELS' VIEWS (FACTORS AFFECTING ACCEPTABILITY/FEASIBILITY/EFFECTIVENESS) = CAPITAL LETTERS
 Missing data = faded
 k=number of interventions. As some interventions were reported across multiple references, there may be more references than the number of interventions would suggest

1 A quantitative evaluation of the programme in Wellington (43) showed efficient identification and
2 delivery of items such as beds and beddings (although had incomplete outcome data), while
3 residents in qualitative interviews (25) with no detectable quality concerns expressed how such
4 items temporarily alleviated overcrowding when waiting on social housing registers.

5

6 Grey literature

7 Eleven (5, 18, 54, 55, 57-59, 66, 68, 71, 73) of the 27 included grey literature documents
8 incorporated some recognition of the association between quality of housing and health, including
9 corresponding measures to mitigate adverse health impacts. This could e.g. be through
10 acknowledging the health concerns related to more severe levels of overcrowding (not only with a
11 focus on the household *per se*, but also around the wider community in terms of the potential
12 accumulation of waste and anti-social behaviour (58)), as well as overcrowding definitions that
13 prioritised residents with certain diagnoses in councils' allocation policies (55), or in more integrated
14 ways with the role of healthcare highlighted in strategic plans for the future (71, 73).

15

16 Expert panel validation

17 Some staff noted they had a mandated task to reduce the number of people officially categorised as
18 'overcrowded' in their local authorities. This meant that initiatives that peer-reviewed literature
19 suggest could improve health or well-being might not be considered if they did not change numbers
20 living in overcrowding.

21 Residents expressed that councils might be aware of the impact on health. A lot of screening
22 measures prevailed including councils collecting and using data for health and safety, according to
23 residents, without listening to or following sufficiently up with them. Further, residents felt that
24 currently they are not joined up sufficiently with healthcare services as they are either unsure of how

1 systems work or may give up anyway as they felt they cannot book an appointment with the doctor
2 when needed.

3

4 Discussion

5

6 Main findings

7 We conducted an RRR including a search for peer-reviewed and grey literature combined with
8 resident and staff involvement, which allowed us to test our initial programme theories and identify
9 promising interventions and mechanisms to alleviate the negative effects of overcrowding on
10 households' well-being. Consistent with our programme theory for this intervention and findings in
11 peer-reviewed literature, rehousing (mechanism) was not always considered as ideal by residents
12 (proximal outcome) who described a trade-off between more space vs. loss of social networks and
13 potentially poorer quality housing or environment (longer-term outcomes). Also consistent with
14 another programme theory and the literature, resident expert panels verified how in the case of
15 home improvements (mechanisms), these may alleviate the worst impacts of overcrowding
16 (outcomes) and address changing needs (context) especially if delivered from a design and planning
17 stage (mechanism). Additionally, interventions to improve healthcare co-ordination and access
18 (mechanisms) can be effective (outcome) and may be particularly appropriate for residents living for
19 several years in overcrowded conditions (context).

20

21 Comparison with previous research

22 This review updates the evidence base of the 2013 Cochrane review on housing interventions (10),
23 providing a stronger focus on overcrowding. In the Cochrane review many interventions of potential

1 relevance to overcrowding focused on rehousing. This left some questions unaddressed about what
2 can be done when residents cannot move. Our review adds to this while providing a broader
3 overview including alternative mechanisms that may be available for councils to reduce
4 overcrowding or alleviate its negative health impacts. We acknowledge that a more recent and full
5 realist review has been published on the topic of holistic housing renovations (77), but this concerns
6 adults in disadvantaged neighbourhoods more broadly than the specific issue of overcrowding. In
7 fact, of the nine pathways to improved health that those authors presented, only one mentioned
8 addressing overcrowding as a subset of multiple actions to support the particular pathway of physical
9 housing improvements combined with health referrals – and, as such, gives further validation to our
10 key finding on healthcare co-ordination. Another relatively recent review (although not systematic or
11 realist) (78) is also of relevance to the findings on how improved layout and space can have a positive
12 impact on overcrowded children, in which this may provide private space to be alone and serve a
13 protective well-being effect enabling children to regulate negative stimuli in the house due to
14 overcrowding, such as stressful social interactions or noise. The importance of the home for children
15 cannot in this sense be overestimated, with other literature highlighting that children often have less
16 of a world outside the home than adults and may need private space to concentrate on schoolwork
17 (79, 80).

18

19 Limitations

20 There are some limitations. Firstly, time and resource constraints necessitated a ‘rapid’ review
21 format. As this resulted in a shorter window for iteration or the possibility of adding further
22 documents, the present review may not be as comprehensive as a *full* realist review. However, we
23 conducted a comprehensive search in electronic databases similar to systematic review standards
24 and benefited from key stakeholders pointing us to potentially missing literature, as well as further
25 searching the grey literature on participating authorities’ websites. ‘Sibling’ papers were then

1 identified to provide any additional information on context and/or mechanisms related to
2 interventions evaluated in the peer-reviewed literature. Another caveat is that some care should be
3 taken in generalising to urban contexts in England in general. For example, practical considerations
4 and the need to facilitate in-person events to enhance participation, necessitated restriction of the
5 residents' expert panels to two councils within London. We do believe though that the expert panels
6 and particularly accounting for residents' perspectives including of seldom heard voices of ethnic
7 minority residents, may be considered a strength. Finally, although the grey literature directed us to
8 interventions implemented in participating contexts, and may suggest more evidence can be found in
9 the grey compared to academic literature, these were typically not evaluated or as robustly
10 evaluated as the peer-reviewed literature. Hence, the ways in which these have an impact or not,
11 may not invariably be as certain despite the expert consultations and comparisons with similar
12 evaluated interventions from the peer-reviewed (and occasionally international) literature.

13

14 [Recommendations for research](#)

15 A realist review format was deemed necessary, with studies lacking specific outcome measures for
16 overcrowding and using multiple study designs of variable quality and across contexts. As such, the
17 present review benefitted from complementary information from the grey literature and stakeholder
18 groups – enhancing local relevance and the prospect of achieving intended impacts of interventions.

19 In light of this observation, we offer four research recommendations. Firstly, more research is needed
20 into interventions that are not concerned with rehousing only, but also other alternatives that allow
21 residents to stay in their current homes such as home improvements. Secondly, evaluations should
22 incorporate consideration of both the intervention itself as well as its implementation, from
23 residents' perspectives. This will help focus on a wider set of outcomes of importance to residents
24 themselves and their qualitative amount of usable space, rather than merely through housing
25 registers/metrics quantifying the numbers of people per rooms. Thirdly, findings need to be

1 disaggregated by population groups. There were only a few examples of this, such as e.g. where
2 home improvements combined with health and social care links appeared to have a stronger
3 preventative effect in younger age groups with less prior exposure to overcrowding, when compared
4 to older household members. Primary studies should therefore improve assessment of outcomes
5 across multiple sociodemographic characteristics such as age and gender (etc.) and do so
6 consistently across all intervention categories for comparison. Finally, the lack of evidence on some
7 intervention categories suggested by the expert panels on buy-back schemes, government
8 promotions, or alleviation of overcrowding in HMO or hotel settings, as well as overall measurement
9 of health outcomes across any intervention categories relating to recently prominent issues in the UK
10 such as the COVID-19 pandemic, cost-of-living crisis or food insecurity, should also be explored.

11

12 [Recommendations for policy/practice](#)

13 This review focused on interventions that could be implemented at a local level in England. Our
14 findings however also clearly demonstrate that local policy needs to be supported by national policy
15 and needs to take into account local and national context. For example, staff described how councils
16 need to balance limited resources to tackle overcrowding alongside other housing priorities such as
17 shelter for a growing homeless population (61), which may be tackled through national prioritisation
18 of affordable housing supply (e.g. building of social housing) (81). However, a lack of or reduced
19 funding over many years from central and more regional structures (68) have potentially worsened
20 the ‘housing crisis’. The accumulating challenges of post-pandemic recession, unemployment,
21 increased living costs and rents, lack of discretionary housing payments and inappropriate benefit
22 caps for those in need, as well as unfair evictions from the private rented market (54), speak to the
23 larger concerted effort needed to tackle broader socio-economic inequalities – probably far beyond
24 investing in effective and relevant overcrowding measures alone.

1 There are of course solutions available to councils in the immediate term – while realising that to be
2 effective across urban contexts and population groups they may require further standardisation
3 across councils through nationwide campaigns. In particular we offer four recommendations for
4 policy and practice. Firstly, rather than just focusing on the prevalence of overcrowding in the
5 prioritisation of policy, a more explicit consideration can be made of health and well-being. This is
6 because the prevalence of overcrowding is not likely to drop immediately and there may be a
7 transitional period in which our review has suggested solutions such as various home improvement
8 initiatives that may alleviate the worst impacts of overcrowding and improve family health and well-
9 being whilst still being in overcrowded conditions. Secondly, overcrowding should be considered as a
10 council-wide issue that may not be tackled within the housing sector alone. Thirdly, the grey
11 literature revealed that some of the evaluated interventions and mechanisms from the peer-
12 reviewed literature are in place within local authorities – as such it may not be necessary to ‘re-
13 invent the wheel’ completely, but ensure these are more closely aligned to residents’ needs (for
14 example longer time to prepare for inspections or selection/move to any rehousing opportunities).
15 This may not be a separate endeavour for authorities, but in fact it is suggested that for initiatives to
16 work, better signposting to organisations that support residents in their current or new
17 environments may be needed. This then relates to the final policy/practice recommendation of more
18 accurate and ongoing communication, such as regular status updates on residents’ applications and
19 available options to alleviate overcrowding in the immediate as well as the longer-term. Ensuring
20 that residents experience communication and any messages as appropriate may necessitate further
21 co-design of engagement campaigns with the affected communities themselves. As the evidence
22 shows that ethnic minority people are disproportionately affected by overcrowding in urban contexts
23 in England (6), it is also pivotal that potential language barriers are addressed and sufficient
24 translation services provided for non-English languages widely spoken within local communities.

25

1 Conclusions

2 Reducing the prevalence of overcrowding requires national level and long-term policy changes to
3 increase the supply of affordable homes. Therefore, rehousing will not be a feasible solution in the
4 short term for many residents living in overcrowded homes. Moreover, this review found that
5 rehousing is not always the optimal solution for the well-being of residents in overcrowded homes.
6 However, it provides evidence of how other interventions such as home improvements and co-
7 ordination with healthcare could address well-being when residents in overcrowded accommodation
8 cannot or do not wish to move. Although our focus was on making recommendations for urban
9 contexts in England, we have also included international peer-reviewed literature and our
10 conclusions may be transferable to comparable contexts affected by household overcrowding.

11

12

13 List of abbreviations

14 CMO = contexts/mechanisms/outcomes

15 HMIC = Healthcare Management Information Consortium

16 HMO = house in multiple occupation

17 MMAT = Mixed Methods Appraisal Tool

18 RAMESES = Realist And MEta-narrative Evidence Syntheses: Evolving Standards

19 RCT = randomised controlled trial

20 RRR = rapid realist review

21 SHARP = Scottish Housing Health and Regeneration Project

1 WHO = World Health Organization

2

3 Declarations

4 Ethics approval and consent to participate

5 Panel members were not considered research participants, but experts in the review with ethical
6 approval not required. However, they were provided with full details including an information sheet
7 on the purpose of the review and panels and they could withdraw at any time without providing any
8 reason.

9

10 Consent for publication

11 Not applicable. Permission was requested for panels to be audio-recorded to enable researchers to
12 focus on discussion, which in one case was denied, but permission was given to take notes. However,
13 recordings and notes of panels were not subject to analysis of individual responses and we do not
14 report on individualised experiences or sentiments, but only on views for which consensus was
15 indicated by multiple voices.

16

17 Availability of data and materials

18 Data analysed during this study are included in this published article [and its Additional files].

19

20 Competing interests

21 The authors declare that they have no competing interests.

22

1 Funding

2 This report is independent research funded by the National Institute for Health and Care Research
3 ARC North Thames. The views expressed in this publication are those of the author(s) and not
4 necessarily those of the National Institute for Health and Care Research or the Department of Health
5 and Social Care.

6 MO and PS are funded by ActEarly, a grant from the UK Prevention Research Partnership
7 (MR/S037527/1), which is funded by the British Heart Foundation, Cancer Research UK, Chief
8 Scientist Office of the Scottish Government Health and Social Care Directorates, Engineering and
9 Physical Sciences Research Council, Economic and Social Research Council, Health and Social Care
10 Research and Development Division (Welsh Government), Medical Research Council, National
11 Institute for Health Research, Natural Environment Research Council, Public Health Agency (Northern
12 Ireland), The Health Foundation and Wellcome.

13

14 Authors' contributions

15 JS and MU developed the idea for the overall project, KH the review protocol. KH designed and
16 conducted the searches, which were further refined through suggested additions by JS, MU and the
17 expert panels. KH and EE screened records for inclusion. KH and RMM extracted relevant data,
18 checked by JS or EE (with some staff expert panel members also involved in data extraction related to
19 their local authorities). KH and EE performed quality assessment, with differences to be reconciled by
20 JS. KH conducted the narrative synthesis presented for the expert panels' consideration. MO and PS
21 recruited participants for the Tower Hamlets residents' expert panels, JS and MU for the staff's
22 expert panels. They also facilitated the respective expert panel sessions with KH. KH drafted the
23 manuscript of the paper. All authors contributed to commenting on drafts, suggesting revisions of
24 the manuscript and approved the final version.

1

2 Acknowledgements

3 We would like to thank all participants that participated in the expert panels. We would also like to
4 give a special thanks to Salma Begum and Majida Sayam and their organisation Jannaty Women's
5 Social Society (225-229 Seven Sisters Rd, London, N4 2DA, charity number: 1151143) who recruited
6 participants and hosted (and facilitated with KH) the Islington residents' expert panels. As well as to
7 Dr Lorraine McDonagh for taking time to look over a draft of the manuscript and providing helpful
8 feedback.

Table 1: Data extraction and summary of interventions (peer-reviewed literature)

REHOUSING (n=7 interventions)

INTERVENTION (LOCATION)	OVERCROWDING DEFINITION (LEVEL)	AIMS/MECHANISMS	EVALUATION (DURATION)	SAMPLE	OUTCOMES (in bold) & RESULTS
GoWell (Glasgow, Scotland) (31)	'Inadequately sized homes' (7 interviewees reported living in overcrowded conditions – results connected to these residents)	Rehousing to nearby areas in newly built homes or recently refurbished to meet national standards	Qualitative interviews study (one year)	N =23 households Age =N/A Gender =N/A Ethnicity =N/A Tenure =Social housing	'No perceived improvements' = e.g. moved from high-rise flat with major damp to cottage flat with more localised damp problem. 'Perceived improvement in environment but not health' = e.g. physical and psychosocial environment improved, but insufficient to alleviate longstanding anxiety & depression. 'Perceived improvements to environments & health' = e.g. friends visited children without feeling unsafe & garden space for physical activity (play, gardening)
New Home, New You (Plymouth, England) (41)	N/A (N/A)	Rehousing followed by behavioural intervention of 'capability, opportunity and motivation' consisting of: (1) Education (information to improve capability); (2) Persuasion (motivational interviewing); (3) Incentivisation (e.g. fortnightly vegetable bag); (4) Training (cooking lessons to improve capability); (5) Enablement (access to resources/opportunities)	Mixed methods study (one year)	N =111 residents Age = Mean: 36.63 years Gender = Female: 68.5% Ethnicity = White British: 92.8% Tenure =Social housing	Wilcoxon two-tailed test of HAY [How Are You?] quiz for health-related behaviours = 12 months vs. baseline: Z= -5.563* Mean difference of the Short Warwick-Edinburgh Mental Well-being Scale = 12 months vs. baseline: 1.22* Residents' perspectives: feeling that new dwellings released residents from overcrowding in previous accommodation
Scottish Housing Health and Regeneration Project (Glasgow, Scotland) (33, 42, 50, 52, 53)	Whether 'rooms too small' in residents' view (N/A)	Rehoused into newly developed general-purpose socially-rented home let with accompanying improvements in indoor conditions such as greater warmth, eradication of damp & more space	Quantitative pre/post study (2004-2005) (42, 50, 52, 53)	N =731 residents Age = Mean: 43.2 (intervention) Gender = Female: 76.9% Ethnicity = White: 97.9% Tenure =Mainly social housing	Percentage difference that agreed that 'rooms too small' = -10.8%* P-value of changes in common symptoms = Gain vs. no gain/loss in dwelling space: 0.13 P-value of changes in wheezing = Gain vs. no gain/loss in dwelling space: 0.14
			Qualitative interview study (2007-2008) (33)	N =22 households Age = Range: 30-70+ years Gender = Female: 86.4% Ethnicity =N/A Tenure =Mainly social housing	Households' perspectives = decrease of problems vs. previous accommodation, in addition to overcrowding including associated issues such as damp, surrounding anti-social behaviour & unsuitable conditions for health
UK Millennium Cohort Study (32)	More than two people per room (more than 10%)	Assessment of impact of residential moves	Quantitative longitudinal study (2001-2006)	N = 5,505 households Age = Families with children (0-5) Gender =N/A Ethnicity =overcrowding associated with Black ethnicity Tenure =All types	Level of overcrowding = 11.5% (pre) vs. 4.5% (post)* Neighbourhood poverty = 1 in 5 families either moved to a poorer area or remained within 30% of poorest areas

REHOUSING (continued)

INTERVENTION (LOCATION)	OVERCROWDING DEFINITION (LEVEL)	AIMS/MECHANISMS	EVALUATION (DURATION)	SAMPLE	OUTCOMES (in bold) & RESULTS
Section 8 Housing Voucher (across the USA) (37, 46-49)	Greater than 1 persons per room (3.74%) (Kole), less than 1 room per person in household (average size of household = 4) (Wood), 'rooms 'cluttered' (N/A) (Schmidt), number of persons per room undefined (N/A) (Van Ryzin)	US federal rental assistance to help residents move from one unit to another of (in theory) better quality. It involves residents receiving a certificate or housing voucher from an administering agency to be able to afford rent in a privately owned apartment, with the intervention providing a monthly subsidy covering the difference between the cost of rent & housing utilities (approximately 30% of residents' income) & what they can afford to pay	Mixed methods study including RCT (18 'quarters') (48, 49)	N =8,573 households Age = Mean: 30.7 years Gender = Female: 91.8% Ethnicity = Non-Hispanic White: 19.6%; Non-Hispanic Black: 49.8%; Hispanic: 21.4% Tenure =Majority rent (56.3%)	Mean crowding reduction vs. control = -48%* Intent-to-Treat impact on level of overcrowding (unemployed heads) = -0.055 Households' perspectives = more living space, allowed some women to escape unhealthy relationships, with associated stress reductions. Mixed results on child well-being
			Quantitative (RCT) (1994-2002) (46)	N =3,537 residents Age = Range: 12-19 years Gender = Female: 50.1% Ethnicity = African American: 62.8%; Hispanic: 30.0% Tenure =Social & private housing	Beta (standard error) of whether 'rooms cluttered' (in association with asthma) = Total sample: -0.091 (0.199); Boys: -0.012 (0.282); Girls: -0.197 (0.237)
			Quantitative panel study (1997-2003) (37)	N =84,782 households Age =N/A Gender =N/A Ethnicity =N/A Tenure = 'Owned & rented'	Coefficient (standard error) between voucher increase & people per room = Total sample: -0.0081 (0.0028)*; 'Overcrowded' = -0.0820 (0.0224)*; 'Severely overcrowded' = -0.1603 (0.2369)
			Quantitative cross-sectional study (1996) (47)	N =102,003 households Age = Mean: 38.7 years Gender =N/A Ethnicity = 'Foreign-born': 54% Tenure =Private housing	Mean Number of Persons Per Room = Raw mean: 0.68; adjusted mean: 0.63 (compared to 0.70 for all low-income renters)
Norwegian Housing Allowance (39)	Living in one-room flat or housing with lower number of rooms (excluding kitchen & bathroom) than persons (11.4%)	Welfare entitlement calculated based on a 'gap formula' of income & housing expenses mirroring regional variations in housing costs as well as variations in the cost of good standard housing depending on the size of the households	Quantitative controlled pre/post study (2009-2010)	N =93,154 households Age = Mean (household head): 52.61 years Gender =N/A Ethnicity =N/A Tenure =Social & private renting	Marginal effects of moving probability = 14.3% higher vs. baseline* NB : 50.8% who move out of a crowded situation also move into crowdedness
Spanish charity assistance (Caritas Diocesana Barcelona) (38, 40, 51)	More than one person per room (excluding toilets) but including members of other families (56.7%)	Assisted by a social worker & could receive economic/social assistance for families with housing affordability problems &/or in substandard dwellings	Quantitative pre-post study (one year)	N =140 households Age =Majority aged between 30 and 44 years Gender =Majority women Ethnicity = Foreign-born: 94.8% Tenure =Private rental	Level of overcrowding = 58% (pre) vs. 42% (post)* Bivariate associations between changes in overcrowding level & hours of sleep = Improved: 32.4% vs. Equal or worse: 15.7%* NB : No significant improvements in self-reported health; GHQ-36; migraine or frequent headaches; respiratory problems

HOME IMPROVEMENTS (n=6 interventions)

INTERVENTION (LOCATION)	OVERCROWDING DEFINITION (LEVEL)	AIMS/MECHANISMS	EVALUATION (DURATION)	SAMPLE	OUTCOMES (in bold) & RESULTS
GoWell (Glasgow, Scotland) (26)	People per room (max=5, mean=0.85, standard deviation=0.47)	Impact of five housing improvements: external/structural; security; warmth; internal; unspecified	Quantitative cross-sectional study (2005-2007)	N =3,738 residents Age =N/A Gender =N/A Ethnicity =N/A Tenure =Social housing	Relationship people per room & perceived housing quality + psychosocial benefits = Reportedly no effects (but overcrowding effects not isolated from model)
Heat with Rent (Glasgow, Scotland) (34)	N/A (21.7% overcrowded of initial sample of 254)	Installation in all rooms of controlled heating system responding to external temperature. Tenants paid a fixed sum incorporated into their rent. The scheme addressed both dampness and cold in dwellings & problems associated with budgeting & fuel poverty	Quantitative longitudinal study (one year)	N =132 residents Age = 0-4 years: 36% 5-11 years: 44% 12-15 years: 20% Gender =N/A Ethnicity =N/A Tenure =Social housing	Level of overcrowding = Intervention: 23.6% (pre) vs. 23.6% (post); Comparison: 15.6% (pre) vs. 18.2% (post) Would not use rooms due to damp = Intervention: 20.0% (pre) vs. 9.1% (post)*; Comparison: 26.0% (pre) vs. 35.1% (post)
Housing Sustainability, Self-help and Upgrading (Texas, US) (30)	More than 2 persons/bedroom (N/A)	Title regularisation of informal housing, followed by self-help & formal market loans: 72% had major home improvements, 32% of remodelled one or more rooms, 26% & 25% with flooring & roofing improvements, respectively, & between 15% & 18% improvements to garden or parking area	Quantitative repeated cross-sectional study (2002-2011)	N =106 Age = Mean: 52.43 years Gender = Female: 73% Ethnicity = Mexican: 83% Tenure = Private (albeit regularising informal) housing	Level of overcrowding = 17 % (pre) vs. 7% (post)
Housing renovation project (Malmö, Sweden) (45)	According to Swedish Statistical Agency corresponding to more than 2 inhabitants per bedroom (75%)	One neighbourhood affected by substandard housing & needed renovations (court-mandated partial repairs of kitchens & bathrooms), compared to neighbourhood not receiving similar renovations	Quantitative controlled pre/post study (2010-2012)	N =51 families with 127 children Age = Mean: 7.4 (intervention) Gender = Female: 47.8% Ethnicity = Swedish-born: 80% Tenure =Mainly social housing or subsidised rent	Level of overcrowding = Intervention: 75% (pre) vs. 80% (post); Comparison: 57% (pre) vs. 50% (post) Self-reported positive health of children = Intervention: 74% (pre) vs. 86% (post); Comparison: 78% (pre) vs. 80% (post)*
Housing retrofitting project (Porto, Portugal) (44)	Usable space as measured in survey item "house has enough space" (N/A)	Main upgrades of buildings on roof with thermal insulation added, windows with full replacement & ventilation with addition of dedicated devices such as mechanical extraction & self-regulating inlets	Quantitative controlled pre/post study (one year)	N =82 residents Age = Median: 57 years Gender = Female: 52.2% (intervention) Ethnicity =N/A Tenure =Social housing	Post-intervention agreement only with statement that 'house has enough space' = 88.9% (intervention) vs. 79.2% (comparison)
Optimisation Design for Interior Space (Changchun City, China) (24)	Lack of indoor functional unit space as mainly concentrated in hall, kitchen, balcony & storage space (92%)	Partially open & overlap space to have more than one function, arranging furniture according to evolving needs & relationships; if area cannot be increased, insert partitions for use by multiple people while retaining privacy, adding corridor, door, window to create 'spatial loop' & feel same space from multiple perspectives (as if it was larger)	Theoretical (N/A)	N =100 households Age =N/A Gender =N/A Ethnicity =N/A Tenure = Private (small housing)	Perception of space = Postulate that proposed design features increase sense of extension & space fluidity

CO-ORDINATION WITH HEALTHCARE AND WIDER SERVICES (n=2 interventions)

INTERVENTION (LOCATION)	OVERCROWDING DEFINITION (LEVEL)	AIMS/MECHANISMS	EVALUATION (DURATION)	SAMPLE	OUTCOMES (in bold) & RESULTS
Healthy Housing Programme (Auckland, New Zealand) (23, 27-29, 35, 36)	New Zealand Census of Populations and Dwellings – bedrooms needed based on demographic composition (but house visits revealed that the tenancy data did not capture full extent of overcrowding & all households in catchment area therefore included)	Reduce risk of meningococcal disease & other conditions associated with crowding, broadened to other domains e.g. social importance of home, housekeeping skills, improving linkages & co-ordination with social & health services. Consisted of initial assessment visit by public health nurse, subsequent action plan developed, reviewed by community clinician & discussed with household members. Solutions ensured houses incorporated design elements critical to health. Consultation throughout process, with referral to health & social welfare agencies also facilitated	Quantitative case-control study (2001-2009) (35, 36)	N =9,736 residents Age =weighted in favour of younger age groups Gender =N/A Ethnicity =almost exclusively Pacific Islanders Tenure =Social housing	Principal diagnosis of respiratory or infectious diseases (Hazard ratios, 95% CIs) = Age 0-4 years: 0.88 (0.74, 1.05); Age 5-34 years: 0.73 (0.58, 0.91)*; Age 35+ years: 1.31 (1.09, 1.56)*
			Qualitative interview study (2000-2003) (23, 27-29)	N =30 households, 19 programme providers Age =N/A Gender =N/A Ethnicity =Pacific Islands & Maori people Tenure =Social housing	Householders' perspectives = feeling ownership & more control, more rooms as well as space to move facilitating harmonious interactions (e.g. less sibling rivalry) & better reported health as 'downstream effect'. Providers' perspectives = enhanced study spaces for children means education was re-prioritised, accommodating cultural needs
Well Homes (Wellington, New Zealand) (25, 43)	Identified by assessor where average number of people sleeping in a room exceeded two (66.5% overcrowded in study population, compared to 5.1% in total New Zealand population)	Families referred to relevant outreach organisations meeting housing & health needs, who carried out home visits, supplied necessary items to help residents make best use of their space such as beds, heaters & draught-stoppers, while requesting landlords to make any repairs & improvements. Further assistance provided to register on wait-list for social housing, checked that the residents received sufficient welfare entitlements, other services e.g. ventilation & budgeting advice	Quantitative cross-sectional study (2015-2018) (43)	N =895 residents Age = <5 years: 56.6% 5-14 years: 22.9% 15-28 years: 10.3% Gender = Female: 55.8% Ethnicity = Māori: 43.9% Pacific people: 32.0% Tenure = Private rental: 40.4% Social housing: 47.3%	Provision of bedding = 96.1% Provision of beds = 83.3% Delivered social housing relocation = 11.1% of those with action attempted
			Qualitative interview study (N/A) (25)	N =21 programme providers Age =N/A Gender =N/A Ethnicity =N/A Tenure =Mainly residents assisted in private rental	Providers' perspectives = residents placed on social housing register, while in the meantime provision of beds & bedding, advice about heating & sleeping arrangements, may be protective. However lack of social housing meant many could not be rehoused, or experienced long waiting times – providers often had to manage expectations rather than be able to promise residents anything

* = significant at p-value of 0.05; CIs = confidence intervals; GHQ = General Health Questionnaire; RCT = randomised controlled trial

NB: As most of the overcrowded samples from the literature were from lower socioeconomic backgrounds, the figure does not include socioeconomic characteristics

References

1. World Health Organization. WHO housing and health guidelines. 2018.
2. Gleeson J. An analysis of housing floorspace per person. 2021. Available from: <https://s3-eu-west-1.amazonaws.com/airdrive-images/wp-content/uploads/sites/6/20210224092900/Housing-Research-Note-6-An-analysis-of-housing-floorspace-per-person.pdf>. Housing Research Note.
3. The Department for Levelling Up (Housing and Communities). English Housing Survey 2020 to 2021: Headline Report. 2021a.
4. The Department for Levelling Up (Housing and Communities). English Housing Survey Household Resilience Study, Wave 3 April-May 2021. 2021b.
5. Berry S. Letter to the Mayor of London. 2022 11/03/2022. Available from: https://www.london.gov.uk/sites/default/files/overcrowding_report_11.03.22.pdf.
6. Gleeson J. Housing and race equality in London: An analysis of secondary data. 2022. Available from: <https://www.london.gov.uk/sites/default/files/2023-12/HRN%208%20-%20Housing%20and%20race%20equality%20in%20London.pdf>. Housing Research Note.
7. Wilson W. Overcrowded housing (England). House of Commons Library; 2023. Available from: <https://researchbriefings.files.parliament.uk/documents/SN01013/SN01013.pdf>.
8. London Assembly Housing Committee. 2021 Affordable Housing Monitor. 2021. Available from: <https://www.london.gov.uk/media/56903/download>.
9. Shannon H, Allen C, Clarke M, Dávila D, Fletcher-Wood L, Gupta S, et al. Web Annex A: Report of the systematic review on the effect of household crowding on health. WHO housing and health guidelines. 2018.
10. Thomson H, Thomas S, Sellstrom E, Petticrew M. Housing improvements for health and associated socio-economic outcomes. Cochrane database of systematic reviews. 2013(2).
11. Ige J, Pilkington P, Orme J, Williams B, Prestwood E, Black D, et al. The relationship between buildings and health: a systematic review. Journal of public health. 2019;41(2):e121-e32.
12. Saul JE, Willis CD, Bitz J, Best A. A time-responsive tool for informing policy making: rapid realist review. Implementation science. 2013;8:1-15.
13. Wong G, Greenhalgh T, Westhorp G, Buckingham J, Pawson R. RAMESES publication standards: realist syntheses. BMC medicine. 2013;11:1-14.
14. Guardian. 'I was like 500th on the list': life inside Britain's affordable housing crisis. 2023 21/11/2023. Available from: <https://www.theguardian.com/society/2023/nov/21/i-was-like-500th-on-the-list-life-inside-britain-affordable-housing-crisis>.
15. Sheringham J. Housing and Healthcare Inequalities 2022 [Available from: <https://www.arc-nt.nihr.ac.uk/research/projects/housing-and-healthcare-inequalities/>].
16. OCSI. Census 2021 – Housing stress in London 2024 [Available from: <https://ocsi.uk/2023/01/09/census-2021-housing-stress-in-london/>].
17. Grimond W. Thousands of overcrowded homes in Salford. ManchesterWorld. 2023 31/08/2023. Available from: <https://www.manchesterworld.uk/your-manchester/salford/thousands-of-overcrowded-homes-in-salford-4275436>.
18. Doncaster Council. Doncaster Housing Strategy Update 2020 -2025. 2020. Available from: <https://dmbcwebstolive01.blob.core.windows.net/media/Default/Housing/Doncaster%20Housing%20Strategy%20Update%202020%20to%202025.pdf>.
19. OECD. Members and partners 2024 [Available from: <https://www.oecd.org/en/about/members-partners.html>].
20. Hong QN, Fàbregues S, Bartlett G, Boardman F, Cargo M, Dagenais P, et al. The Mixed Methods Appraisal Tool (MMAT) version 2018 for information professionals and researchers. Education for information. 2018;34(4):285-91.
21. Popay J, Roberts H, Sowden A, Petticrew M, Arai L, Rodgers M, et al. Guidance on the conduct of narrative synthesis in systematic reviews. A product from the ESRC methods programme Version. 2006;1(1):b92.

22. Pearson A, White H, Bath-Hextall F, Salmond S, Apostolo J, Kirkpatrick P. A mixed-methods approach to systematic reviews. *JBI Evidence Implementation*. 2015;13(3):121-31.
23. Bullen C, Kearns RA, Clinton J, Laing P, Mahoney F, McDuff I. Bringing health home: householder and provider perspectives on the healthy housing programme in Auckland, New Zealand. *Social science & medicine*. 2008;66(5):1185-96.
24. Chen L. Discussion on Optimization Design of Interior Space of Transitional Housing. 2020 International Conference on Intelligent Design (ICID); 2020: IEEE.
25. Chisholm E, Pierse N, Davies C, Howden-Chapman P. Promoting health through housing improvements, education and advocacy: Lessons from staff involved in Wellington's Healthy Housing Initiative. *Health Promotion Journal of Australia*. 2020;31(1):7-15.
26. Clark J, Kearns A. Housing improvements, perceived housing quality and psychosocial benefits from the home. *Housing Studies*. 2012;27(7):915-39.
27. Clinton J, McDuff I, Bullen C, Kearns R, Mahony F. The healthy housing programme: Report of the outcomes evaluation (Year One). Wellington, New Zealand: Housing New Zealand Corporation. 2005.
28. Clinton J, Mahony F, Irvine R, Bullen C, Kearns R. The Healthy Housing Programme: Report of the Outcomes Evaluation (year two). Wellington: Housing New Zealand Corporation. 2006.
29. Clinton J, Mahony F, Broadbent R, Bullen C, Kearns R. The Healthy Housing Programme: Report of the Outcomes Evaluation (year three). Prepared for Auckland Uniservices Ltd, Auckland. 2007.
30. Durst NJ, Ward PM. Measuring self-help home improvements in Texas colonias: A ten year 'snapshot' study. *Urban Studies*. 2014;51(10):2143-59.
31. Egan M, Lawson L, Kearns A, Conway E, Neary J. Neighbourhood demolition, relocation and health. A qualitative longitudinal study of housing-led urban regeneration in Glasgow, UK. *Health & place*. 2015;33:101-8.
32. Gambaro L, Joshi H, Lupton R. Moving to a better place? Residential mobility among families with young children in the Millennium Cohort Study. *Population, Space and Place*. 2017;23(8):e2072.
33. Gibson M, Thomson H, Kearns A, Petticrew M. Understanding the psychosocial impacts of housing type: qualitative evidence from a housing and regeneration intervention. *Housing studies*. 2011;26(04):555-73.
34. Hopton J, Hunt S. The health effects of improvements to housing: a longitudinal study. *Housing studies*. 1996;11(2):271-86.
35. Jackson G. Rapid response: Effect of insulating existing houses on health inequality: cluster randomised study in the community. *Bmj*. 2007;334(7591).
36. Jackson G, Thornley S, Woolston J, Papa D, Bernacchi A, Moore T. Reduced acute hospitalisation with the healthy housing programme. *Journal of Epidemiology & Community Health*. 2011;65(7):588-93.
37. Kole K. Housing vouchers reduce residential crowding. *Journal of Housing Economics*. 2022;55:101822.
38. Marí-Dell'Olmo M, Novoa AM, Camprubí L, Peralta A, Vásquez-Vera H, Bosch J, et al. Housing policies and health inequalities. *International Journal of Health Services*. 2017;47(2):207-32.
39. Nordvik V. Housing allowances, mobility and crowded living: the Norwegian case. *Journal of Housing and the Built Environment*. 2015;30:667-81.
40. Novoa AM, Amat J, Malmusi D, Díaz F, Darnell M, Trilla C, et al. Changes in health following housing improvement in a vulnerable population in Spain: A follow-up study. *International Journal of Health Services*. 2017;47(1):83-107.
41. Paisi M, Allen Z, Shawe J. New Home, New You: A retrospective mixed-methods evaluation of a health-related behavioural intervention programme supporting social housing tenants. *Health Expectations*. 2023;26(2):752-64.

42. Petticrew M, Kearns A, Mason P, Hoy C. The SHARP study: a quantitative and qualitative evaluation of the short-term outcomes of housing and neighbourhood renewal. *BMC public health*. 2009;9:1-14.
43. Pierse N, White M, Ombler J, Davis C, Chisholm E, Baker M, et al. Well homes initiative: a home-based intervention to address Housing-Related ill health. *Health Education & Behavior*. 2020;47(6):836-44.
44. Ramos NM, Almeida RM, Simões ML, Delgado JM, Pereira PF, Curado A, et al. Indoor hygrothermal conditions and quality of life in social housing: A comparison between two neighbourhoods. *Sustainable cities and society*. 2018;38:80-90.
45. Richter JC, Flanagan E, Taj TM, Al-Nahar L, Jakobsson K, Oudin A. An investigation of child health in relation to housing renovations for a disadvantaged immigrant population in Malmö, Sweden. *Scandinavian journal of public health*. 2023;51(3):472-82.
46. Schmidt NM, Lincoln AK, Nguyen QC, Acevedo-Garcia D, Osypuk TL. Examining mediators of housing mobility on adolescent asthma: results from a housing voucher experiment. *Social Science & Medicine*. 2014;107:136-44.
47. Van Ryzin GG, Kamber T. Subtenures and housing outcomes for low income renters in New York City. *Journal of Urban Affairs*. 2002;24(2):197-218.
48. Wood M, Turnham J, Mills G. Housing affordability and family well-being: Results from the housing voucher evaluation. *Housing Policy Debate*. 2008;19(2):367-412.
49. Mills G, Gubits D, Orr L, Long D, Feins J, Kaul B, et al. Effects of housing vouchers on welfare families. US Department of Housing and Urban Development. 2006;173.
50. Petticrew M, Kearns A, Hoy C, Gibson M, Mason P. The SHARP study: objectives, design and methodology. 2008.
51. Uzqueda A, Garcia-Almirall P, Cornadó C, Vima-Grau S. Critical Review of Public Policies for the Rehabilitation of Housing Stock: The Case of Barcelona. *Buildings*. 2021;11(3):108.
52. Kearns A, Petticrew M, Mason P, Whitley E. SHARP survey findings: physical health and health behaviour outcomes. 2008a.
53. Kearns A, Mason P, Petticrew M. SHARP survey findings: changes in residential circumstances: Scottish Government Social Research; 2008b.
54. Newham Council. Ambitious five year strategy to tackle the housing crisis in Newham and ensure fairness. Newham London. 2020 09/09/2020. Available from: <https://www.newham.gov.uk/news/article/509/ambitious-five-year-strategy-to-tackle-the-housing-crisis-in-newham-and-ensure-fairness>.
55. Newham Council. Housing allocation policy to be made fairer and to help those most in need. Newham London. 2021 12/08/2021. Available from: <https://www.newham.gov.uk/news/article/675/housing-allocation-policy-to-be-made-fairer-and-to-help-those-most-in-need>.
56. Housing and Regeneration Scrutiny Sub Committee (London Borough of Tower Hamlets). Minutes of the Housing and Regeneration Scrutiny Sub Committee. 2023 12/01/2023. Available from: <https://democracy.towerhamlets.gov.uk/documents/s212506/HRSSC%20Final%20Minutes%2012.01.23.pdf>.
57. Salford City Council. Salford City Council's Allocation Scheme – Statutory Update March 2023. 2023. Available from: <https://cbl.salfordhomesearch.co.uk/choice/uploads/Accessible%20SCC%20Allocations%20policy%20March%202023%20update.pdf>.
58. Doncaster Council. Enforcement Policy - Private Sector Housing. 2018b. Available from: <https://www.doncaster.gov.uk/Documents/DocumentView/Stream/Media/Default/Housing/Enforcement%20Policy%20-%20Housing%202018.pdf>.

59. Doncaster Council. Doncaster Metropolitan Borough Council Allocations Policy 2018. 2018a. Available from: <https://doncaster.moderngov.co.uk/documents/s15078/Housing%20Allocations%20Policy.pdf>.
60. Doncaster Council. Black and Minority Ethnic Health Needs Assessment - Report for the Doncaster Health and Wellbeing Board. 2017. Available from: <https://www.doncaster.gov.uk/Documents/DocumentView/Stream/Media/Default/HealthWellbeing/BME%20Health%20Needs%20Assessment%202017.pdf>.
61. London City Hall. Mayor's Right to Buy-back sees 1,500 homes return to council ownership [press release]. 09/08/2022 2022. Available from: <https://www.london.gov.uk/press-releases/mayoral/mayor-hails-success-of-right-to-buy-back>.
62. Greater London Authority. Seaside & Country Homes. London City Hall,. 2023. Available from: <https://www.london.gov.uk/programmes-strategies/housing-and-land/council-and-social-housing/seaside-country-homes>.
63. Khan S. Response to Letter to the Mayor of London. 2022 26/04/2022. Available from: <https://www.london.gov.uk/media/100128/download>.
64. Khan S. Mayor of London's response to the recommendations of the London Assembly's Housing Committee Affordable Housing Monitor report. 2021 10/11/2021. Available from: <https://www.london.gov.uk/media/2739/download>.
65. Housing Scrutiny Committee (London Borough of Islington). Presentations received during the review exercise on overcrowding2023a. Available from: <https://democracy.islington.gov.uk/mgConvert2PDF.aspx?ID=33576>.
66. Housing Scrutiny Committee (London Borough of Islington). Overcrowding and Under-Occupation Housing Scrutiny Strategic review - recommendations. 2023b. Available from: <https://democracy.islington.gov.uk/documents/s35511/Overcrowding%20and%20Under-Occupation%20Housing%20Scrutiny%20Strategic%20review%20002%20002.pdf>.
67. Housing Scrutiny Committee (London Borough of Islington). Minutes of the meeting of the Housing Scrutiny Committee held at Council Chamber on 18 July 2022 at 7.30 pm. 2022a 18/07/2022. Available from: <https://democracy.islington.gov.uk/documents/g4522/Printed%20minutes%2018th-Jul-2022%2019.30%20Housing%20Scrutiny%20Committee.pdf?T=1>.
68. Housing Scrutiny Committee (London Borough of Islington). Minutes of the meeting of the Housing Scrutiny Committee held at Council Chamber, Town Hall, Upper Street, N1 2UD on 20 September 2022 at 7.30 pm. 2022b 20/09/2022. Available from: <https://democracy.islington.gov.uk/mgConvert2PDF.aspx?ID=30762>.
69. Housing Scrutiny Committee (London Borough of Islington). Minutes of the meeting of the Housing Scrutiny Committee held at Council Chamber, Town Hall, Upper Street, N1 2UD on 1 December 2022 at 7.30 pm. 2022c 01/12/2022. Available from: <https://democracy.islington.gov.uk/documents/g4549/Printed%20minutes%2001st-Dec-2022%2019.30%20Housing%20Scrutiny%20Committee.pdf?T=1>.
70. Gregory J. Housing association to share revisions. Islington Gazette. 2023 15/06/2023.
71. Cabinet Member for Better Homes (London Borough of Camden). A strategy to tackle overcrowding and purchase family friendly homes. 2022a 14/12/2022. Available from: <https://democracy.camden.gov.uk/documents/s108856/11%20A%20strategy%20to%20tackle%20overcrowding%20and%20purchase%20family%20friendly%20homes.pdf>.
72. Cabinet Member for Better Homes (London Borough of Camden). Appendix 4 – Overcrowding Definitions. 2022d 14/12/2022. Available from: <https://democracy.camden.gov.uk/documents/s108860/11d%20Appendix%204%20Overcrowding%20Definitions.pdf>.
73. Cabinet Member for Better Homes (London Borough of Camden). Appendix 5 - Overcrowding Strategy Pledges. 2022e 14/12/2022. Available from:

<https://democracy.camden.gov.uk/documents/s108861/11e%20Appendix%205%20Overcrowding%20Strategy%20Pledges.pdf>.

74. Cabinet Member for Better Homes (London Borough of Camden). Appendix 1 - Property Assessment Process for Family Friendly Housing Purchase Programme. 2022b 14/12/2022. Available from:

<https://democracy.camden.gov.uk/documents/s108857/11a%20Appendix%201%20Property%20Assessment%20Process.pdf>.

75. Cabinet Member for Better Homes (London Borough of Camden). Appendix 2 - Business case assessment template to identify empty smaller/unsuitable property that could fund family friendly homes. 2022c 14/12/2022. Available from:

<https://democracy.camden.gov.uk/documents/s108858/11b%20Appendix%202%20Business%20Case%20Template.pdf>.

76. Casas A, Duell J, O'Malley T, Documet P, Garland R, Albert S, et al. Housing relocation policy and violence: A literature review. *Trauma, Violence, & Abuse*. 2016;17(5):601-10.

77. Koops-Van Hoffen H, Poelman M, Droomers M, Borlée F, Vendrig-De Punder Y, Jambroes M, et al. Understanding the mechanisms linking holistic housing renovations to health and well-being of adults in disadvantaged neighbourhoods: A realist review. *Health & Place*. 2023;80:102995.

78. Dunn JR. Housing and healthy child development: known and potential impacts of interventions. *Annual Review of Public Health*. 2020;41:381-96.

79. Swope CB, Hernández D. Housing as a determinant of health equity: A conceptual model. *Social Science & Medicine*. 2019;243:112571.

80. Rolfe S, Garnham L, Godwin J, Anderson I, Seaman P, Donaldson C. Housing as a social determinant of health and wellbeing: Developing an empirically-informed realist theoretical framework. *BMC Public Health*. 2020;20(1):1-19.

81. Royal Institute of British Architects. Homes for All: Putting Council Housing at the Heart of the Local Recovery. 2020. Available from: <https://www.architecture.com/knowledge-and-resources/resources-landing-page/homes-for-all-council-housing-report#available-resources>.