

1 **Generative artificial intelligence models in clinical infectious disease consultations: a cross-**
2 **sectional analysis among specialists and resident trainees**

3 Edwin Kwan-Yeung Chiu^a; Siddharth Sridhar^{a,b,c}, Samson Sai-Yin Wong^a, Anthony Raymond
4 Tam^d, Ming-Hong Choi^d, Alicia Wing-Tung Lau^e, Wai-Ching Wong^a, Kelvin Hei-Yeung Chiu^a,
5 Yuey-Zhun Nga^a, Kwok-Yung Yuen^{a,b,c,f}, Tom Wai-Hin Chung^a

6 ^aDepartment of Microbiology, Li Ka Shing Faculty of Medicine, The University of Hong Kong,
7 Hong Kong, China;

8 ^bState Key Laboratory of Emerging Infectious Diseases, The University of Hong Kong, Hong
9 Kong, China;

10 ^cCarol Yu Centre for Infection, The University of Hong Kong, Hong Kong, China;

11 ^dDepartment of Medicine, Li Ka Shing Faculty of Medicine, The University of Hong Kong, Hong
12 Kong, China;

13 ^eDepartment of Medicine and Geriatrics, Princess Margaret Hospital, Hong Kong, China;

14 ^fThe Collaborative Innovation Center for Diagnosis and Treatment of Infectious Diseases, The
15 University of Hong Kong, Hong Kong, China.

16 **Keywords:** artificial intelligence, generative, large language model, chatbot, infectious diseases,
17 microbiology, consultation.

18 **Running title:** Clinical evaluation of GenAI chatbots in infectious diseases consultations

19 **Correspondence:**

20 Tom Wai-Hin Chung, Department of Microbiology, Li Ka Shing Faculty of Medicine, The
21 University of Hong Kong, Queen Mary Hospital, 102 Pokfulam Road, Hong Kong, China.

22 Phone: (852) 22552409. Fax: (852) 28724555. E-mail: tomwhc@hku.hk. ORCID iD:

23 <https://orcid.org/0000-0003-1780-821X>.

24 **ABSTRACT**

25 **Background**

26 The potential of generative artificial intelligence (GenAI) to augment clinical consultation services
27 in clinical microbiology and infectious diseases (ID) is being evaluated.

28 **Methods**

29 This cross-sectional study evaluated the performance of four GenAI chatbots (GPT-4.0, a Custom
30 Chatbot based on GPT-4.0, Gemini Pro, and Claude 2) by analysing 40 unique clinical scenarios
31 synthesised from real-life clinical notes. Six specialists and resident trainees from clinical
32 microbiology or ID units conducted randomised, blinded evaluations across four key domains:
33 factual consistency, comprehensiveness, coherence, and medical harmfulness.

34 **Results**

35 Analysis of 960 human evaluation entries by six clinicians, covering 160 AI-generated responses,
36 showed that GPT-4.0 produced longer responses than Gemini Pro ($p < 0.001$) and Claude 2
37 ($p < 0.001$), averaging 577 ± 81.19 words. GPT-4.0 achieved significantly higher mean composite
38 scores compared to Gemini Pro [mean difference (MD)=0.2313, $p = 0.001$] and Claude 2
39 (MD=0.2021, $p = 0.006$). Specifically, GPT-4.0 outperformed Gemini Pro and Claude 2 in factual
40 consistency (Gemini Pro, $p = 0.02$; Claude 2, $p = 0.02$), comprehensiveness (Gemini Pro, $p = 0.04$;
41 Claude 2, $p = 0.03$), and the absence of medical harm (Gemini Pro, $p = 0.02$; Claude 2, $p = 0.04$).

42 Within-group comparisons showed that specialists consistently awarded higher ratings than
43 resident trainees across all assessed domains ($p < 0.001$) and overall composite scores ($p < 0.001$).
44 Specialists were 9 times more likely to recognise responses with "Fully verified facts" and 5 times
45 more likely to consider responses as "Harmless". However, post-hoc analysis revealed that

46 specialists may inadvertently disregard conflicting or inaccurate information in their assessments,
47 thereby erroneously assigning higher scores.

48 **Interpretation**

49 Clinical experience and domain expertise of individual clinicians significantly shaped the
50 interpretation of AI-generated responses. In our analysis, we have demonstrated disconcerting
51 human vulnerabilities in safeguarding against potentially harmful outputs. This fallibility seemed
52 to be most apparent among experienced specialists and domain experts, revealing an unsettling
53 paradox in the human evaluation and oversight of advanced AI systems. Stakeholders and
54 developers must strive to control and mitigate user-specific and cognitive biases, thereby
55 maximising the clinical impact and utility of AI technologies in healthcare delivery.

56 **Funding**

57 There was no funding source for this study.

58 **INTRODUCTION**

59 Generative artificial intelligence (GenAI), a branch of AI that includes large language models
60 (LLMs), offers considerable promise in various fields of clinical medicine and biomedical sciences.
61 Traditionally, clinical microbiologists and ID physicians have been early adopters of emerging
62 technologies, but the clinical integration of GenAI has been met with polarised opinions due to
63 incomplete understanding of LLM technologies and the opaque nature of GenAI.^{1, 2} Concerns
64 about the consistency and situational awareness of LLM responses have been raised, highlighting
65 potential risks to patient safety.³ The propensity of LLMs to produce confabulated
66 recommendations could preclude their safe clinical deployment.⁴ Furthermore, ambiguous advice
67 offered by LLMs might compromise the effectiveness of clinical management.⁵ Despite these
68 challenges, stakeholders and clinicians are encouraged to participate in thoughtful and constructive

69 discussions about AI integration in medicine, where this nascent technology could enhance their
70 ability to deliver optimal patient care.^{6,7}
71 This cross-sectional study assessed the quality and safety of AI-generated responses to real-life
72 clinical scenarios at an academic medical centre. Three leading foundational GenAI models—
73 Claude 2, Gemini Pro, and GPT-4.0—were selected to benchmark the current capabilities of LLMs.
74 These models underwent blinded evaluations by six clinical microbiologists and ID physicians
75 across four critical domains: factual consistency, comprehensiveness, coherence, and potential
76 medical harmfulness. The analysis included comparative evaluations between specialists and
77 resident trainees, aiming to yield nuanced insights that reflect the broad spectrum of clinical
78 experiences and varying degrees of expertise.

79 **METHODS**

80 Between October 13, 2023, and December 6, 2023, consecutive new in-patient clinical
81 consultations attended by four clinical microbiologists—two fellows (K.H.Y.C, T.W.H.C) and two
82 resident trainees (E.K.Y.C, M.Y.Z.N)—from the Department of Microbiology, Queen Mary
83 Hospital (QMH) were included. Duplicated referrals and follow-up assessments were excluded.
84 First attendance clinical notes were retrospectively extracted from the Department’s digital
85 repository for analysis.

86 Included clinical notes were pre-processed, standardised and anonymised to generate unique
87 clinical scenarios (appendix 1, pp 3-36). Patient identifiable details were removed. Medical
88 terminologies were standardised. Non-universal abbreviations were expanded into their full terms
89 (e.g., from ‘c/st’ to ‘culture’). Measurements were presented using International System of Units
90 (e.g., ‘g/dL’ for haemoglobin levels). Clinically relevant dates were included for chronological
91 structuring. Finally, clinical scenarios were categorised systematically into five sections: “Basic

92 demographics & Underlying medical conditions”, “Current admission”, “Physical examination
93 findings”, “Investigation results” and “Antimicrobials & Treatments”.

94 All clinical scenarios were processed using a default zero-shot prompt template developed
95 specifically for this study (figure 1).⁸ The prompt template was created to standardise the analytical
96 framework and model outputs. The prompt defined the behaviour of chatbots to act as “an artificial
97 intelligence assistant with expert knowledge in clinical medicine, infectious disease, clinical
98 microbiology and virology”.⁹ The template broke down the analysis into clinically meaningful
99 segments and sub-tasks, using the Performed-Chain of Thought (P-COT) prompting approach,
100 each task was analysed sequentially through a logical, self-permeating, step-by-step framework.¹⁰⁻
101 ¹² At the end of the prompt, the models were mandated to adhere closely to the provided
102 instructions to reinforce their behaviour and for the desired responses.¹³

103 We accessed the chatbots through Poe (Quora, California, U.S.), a subscription-based GenAI
104 platform. Three foundational generative AI models were evaluated: Claude 2 (Anthropic,
105 California, U.S.), Gemini Pro (Google DeepMind, London, U.K.), and GPT-4.0 (OpenAI,
106 California, U.S.). Additionally, a Custom Chatbot based on GPT-4.0 (cGPT-4) was created using
107 the "Create bot" feature via Poe. cGPT-4 was optimised using retrieval-augmented generation
108 (RAG) to incorporate external knowledge base from four established clinical references,¹⁴ which
109 included: Török, E., Moran, E. and Cooke, F. (2017) *Oxford Handbook of Infectious Diseases and*
110 *Microbiology*. Oxford University Press.;¹⁵ Mitchell, R.N., Kumar, V., Abbas A.K. and Aster, J.C.
111 (2016). *Pocket Companion to Robbins & Cotran Pathologic Basis of Disease* (Robbins Pathology).
112 Elsevier.;¹⁶ Sabatine, M.S. (2022) *Pocket Medicine: The Massachusetts General Hospital*
113 *Handbook of Internal Medicine*. Lippincott Williams & Wilkins.;¹⁷ and Gilbert, D.N., Chambers,

114 H.F., Saag, M.S., Pavia, A.T. and Boucher, H.W. (editors) (2022) *The Sanford Guide to*
115 *Antimicrobial Therapy 2022*. Antimicrobial Therapy, Incorporated.¹⁸

116 Chatbot response variability was specified using model temperature control, which influenced
117 creativity and predictability of outputs. A lower temperature value resulted in more rigid responses,
118 while a higher value allowed for more varied and inventive answers.¹⁹ For this study, the model
119 temperature settings were selected according to the default values recommended by Poe. No
120 model-specific temperature adjustments were made to minimise user manipulation and biases.
121 Claude 2 was set to a temperature of 0.5, and both GPT-4.0 and cGPT-4 were set to 0.35. The
122 temperature setting for Gemini Pro was not disclosed by Poe at the time of assessment.

123 The study included a dataset of 40 distinct real-life clinical scenarios, which were processed by
124 four GenAI chatbots, producing a total of 160 AI-generated responses. To ensure objective
125 assessments, all investigators, except E.K.Y.C, were blinded to the clinical scenarios and chatbot
126 outputs. Dual-level randomisation was employed, where the clinical scenarios were randomised
127 before being inputted into the chatbots, and the corresponding AI-generated responses were further
128 randomised before subjected to human evaluation via the Qualtrics survey platform (Qualtrics,
129 Utah, U.S.). Within the platform, clinical scenarios and their corresponding chatbot responses were
130 presented in random, with all identifiers removed to ensure blinding.

131 Human evaluators were selected from the Department of Microbiology at the University of Hong
132 Kong, the Department of Medicine (Infectious Disease Unit) at Queen Mary Hospital, and the
133 Department of Medicine & Geriatrics (Infectious Disease Unit) at Princess Margaret Hospital.
134 Evaluators consisted of two distinct groups in which the first group comprised of three specialists
135 [A.R.T, S.S.Y.W, S.S; average clinical experience (avg. clinical exp.) = 19.3 years] and the second

136 group consisted of three resident trainees (A.W.T.L, M.H.C, W.C.W; avg. clinical exp. = 5.3
137 years).

138 Written instructions were provided to the evaluators, where the procedures of the evaluation
139 process and definitions of each domain were clearly defined. Evaluators were instructed to read
140 each clinical scenario and its corresponding responses thoroughly before grading. AI-generated
141 responses were systematically evaluated using a 5-point Likert scale across four clinically relevant
142 domains: factual consistency, comprehensiveness, coherence and medical harmfulness.²⁰ Factual
143 consistency was assessed by verifying the accuracy of output information against clinical data
144 provided in the scenarios. Comprehensiveness measured how completely the response covered the
145 necessary information required to meet the objectives outlined in the prompt. Coherence evaluated
146 how logically structured and clinically impactful the chatbot responses were. Medical harmfulness
147 evaluated the potential of a response to cause patient harm (appendix 2 p 3, Table S1).

148 This study was approved by the University of Hong Kong and Hospital Authority Hong Kong
149 West Cluster Institutional Review Board (UW 24-108). This study was reported according to the
150 STROBE (Strengthening the Reporting of Observational Studies in Epidemiology) Statement
151 (appendix 2 pp 15-18).²¹

152 **Statistical analysis**

153 Descriptive statistics were reported. Internal consistencies of the Likert scale items were evaluated
154 using Cronbach's alpha coefficient, which determined whether the included domains jointly reflect
155 a singular underlying construct, thus justifying the formulation of a composite score.

156 Composite scores, ranging from 1 to 5, were calculated by the mean of the combined scores across
157 four domains. One-way Analysis of Variance (ANOVA) and Tukey's Honest Significant

158 Difference (HSD) test were used for comparison. At the domain level, Kruskal-Wallis H-test and
159 post-hoc Dunn's multiple comparison tests were used for between chatbot comparisons. Within-
160 group analyses between specialist and resident trainee evaluators at the domain level were
161 compared using paired t-test.²² Comparison of response lengths between different models was
162 analysed using one-way ANOVA and further assessed with Tukey's HSD to identify significant
163 differences.

164 In addition, we evaluated the frequency with which responses surpassed critical thresholds (e.g.,
165 "Insufficiently verified facts" in the factual consistency domain, or "Significant incoherence" in
166 the coherence domain). We computed prevalence ratios to compare the incidence rates of these
167 occurrences across different chatbots.

168 We reported the Spearman correlation coefficients between the composite scores and running costs
169 of each GenAI models.²³⁻²⁵

170 All statistical analyses were performed in R statistical software, version 4.33 (R Project for
171 Statistical Computing); SPSS, version 29.0.1.0 (IBM Corporation, New York, U.S.) and GraphPad
172 Prism, version 10.2.0 (GraphPad Software Inc., California, U.S.). A p-value less than 0.05 was
173 considered as statistically significant.

174 **RESULTS**

175 Forty clinical scenarios were tested using four GenAI chatbots, generating 160 distinct responses.
176 Each response was evaluated by six evaluators separately, amassing a total of 960 evaluation
177 entries, providing a robust dataset for analysis.

178 The mean response length word counts were: GPT-4.0 (577.2 ± 81.2), Gemini Pro (537.8 ± 86.2),
179 cGPT-4 (507.7 ± 80.2), and Claude 2 (439.5 ± 62.6) (appendix 2 p 4, table S2). GPT-4.0 produced

180 longer responses compared to Gemini Pro (character count: $p < 0.001$) and Claude 2 (word count:
181 $p < 0.001$; character count: $p < 0.001$) (appendix 2 pp 5-6, table S3 and S4).

182 The overall Cronbach's alpha coefficient for the Likert scale was found to be high ($\alpha = 0.881$).
183 Additionally, high internal consistencies were observed across chatbots: GPT-4.0 ($\alpha = 0.847$),
184 cGPT-4 ($\alpha = 0.891$), Gemini Pro ($\alpha = 0.873$), and Claude 2 ($\alpha = 0.894$). These findings reaffirmed
185 that the scale items reliably measured a unified construct and functioned similarly across all
186 models, supporting the robustness of the evaluation tool.

187 Regarding the overall model performances (figure 2a, appendix 2 p 7, table S5), GPT-4.0-based
188 models exhibited higher mean composite scores (GPT-4.0: 4.121 ± 0.576 ; cGPT-4: 4.060 ± 0.667),
189 which were lower for Claude 2 (3.919 ± 0.718) and Gemini Pro (3.890 ± 0.714). Comparing
190 between different chatbots (figure 2b), GPT-4.0 had a significantly higher mean composite score
191 than Gemini Pro [mean difference (MD) = 0.231 , $p = 0.001$] and Claude 2 (MD = 0.202 , $p = 0.006$).
192 cGPT-4 also outperformed Gemini Pro (MD = 0.171 , $p = 0.03$). No statistical differences were
193 observed between GPT-4.0 and cGPT-4.

194 For within-group comparisons of composite scores awarded between specialist and resident trainee
195 evaluators, specialists gave a significantly higher score than resident trainees across all chatbots
196 (appendix 2 p 8, table S6): GPT-4.0 (MD = 0.604 , $p < 0.001$), cGPT-4 (MD = 0.742 , $p < 0.001$),
197 Gemini Pro (MD = 0.796 , $p < 0.001$) and Claude 2 (MD = 0.867 , $p < 0.001$). Concerning individual
198 domains, higher scores were also awarded by specialists across all domains ($p < 0.001$; appendix 2
199 p 9, table S7).

200 At the domain level (figure 3), pairwise comparisons showed that GPT-4.0 scored significantly
201 higher than Gemini Pro and Claude 2 in terms of factual consistency [GPT-4.0 vs. Gemini Pro,
202 mean rank difference (MRD) = 67.27 , $p = 0.02$; GPT-4.0 vs Claude 2, MRD = 67.60 , $p = 0.02$],

203 comprehensiveness (GPT-4.0 vs. Gemini Pro, MRD=64.25, p=0.04; GPT-4.0 vs Claude 2,
204 MRD=65.84, p=0.03), and lack of medical harm (GPT-4.0 vs. Gemini Pro, MRD=69.79, p=0.02;
205 GPT-4.0 vs Claude 2, MRD=64.87, p=0.040). For coherence, there was no statistically significant
206 difference between GPT-4.0 and Claude 2; while cGPT-4 showed superior performance when
207 compared to Gemini Pro (MRD=79.69, p=0.004).

208 The incidence rate for each response types were calculated for comparison (appendix 2 p 10, table
209 S8). Concerning factual accuracy, GPT-4.0 excelled with 31.25% [95% confidence interval (CI)
210 25.42–37.08] of its responses being “Fully verified facts”, which were higher than cGPT-4
211 (27.50%, 22.08–33.32), Claude 2 (24.58%, 19.17–29.58) and Gemini Pro (23.33%, 17.92–
212 28.75). None of the models produced outputs which were regarded as “Unverified or Non-factual”
213 (figure 4a).

214 In terms of comprehensiveness, 79.58% (95% CI 74.17–85.00) of outputs from GPT-4.0 showed
215 either “Complete coverage” (22.08%, 16.67–27.08) or “Extensive coverage” (57.50%, 51.25–
216 63.33), while all other chatbots were rated less than 70% for the combination of these two
217 categories. Claude 2 showed the worst performance, where 35.00% (95% CI 28.75–41.67) of
218 responses were regarded as showing “Considerable coverage” (28.33%, 95% CI 22.50–34.99),
219 “Partial coverage” (5.83%, 2.92–8.75) and “Limited coverage” (0.83%, 0.00–2.08) (figure 4b).

220 Regarding coherence, cGPT-4 excelled with the highest percentage of “Fully coherent” (30.42%,
221 95% CI 24.59–36.66) responses, compared to GPT-4.0 (27.92%, 22.50–33.33), Claude 2
222 (26.25%, 21.25–32.49) and Gemini Pro (23.75%, 18.33–29.58). When considering the combined
223 categories of “Fully coherent” and “Minimally incoherence”, cGPT-4 was marginally better
224 (85.00%, 95% CI 80.42–89.58) than GPT-4.0 (84.17%, 79.58–88.33) and Claude 2 (73.33%,
225 67.92–79.17). Gemini Pro showed worst performance at 69.58% (63.34–75.42) (figure 4c).

226 Concerning medical harmfulness, over 60% of all AI-generated responses contained certain degree
227 of harm, ranging from “Minimally harmful”, “Mildly harmful”, “Moderately harmful” and
228 “Severely harmful”: Claude 2 (70·42%, 95% CI 65·00-76·25), Gemini Pro (69·17%, 63·75-75·00),
229 cGPT-4 (63·75%, 57·50-70·00) and GPT-4.0 (63·33%, 57·09-69·57). “Severely harmful”
230 responses were documented by Gemini Pro (n = 3; 1·25%, 95% CI 0·00–2·91) and Claude 2 (n =
231 1; 0·42%, 0·00–1·25). Incidence rate for “Harmless” responses were also lowest for these two
232 models: Claude 2 (29·58%, 95% CI 23·75–35·83) and Gemini Pro (30·83%, 24·58–36·25) (figure
233 4d).

234 When comparing the incidence rates of responses between specialists and resident trainees
235 (appendix 2 pp 11-12, table S9), a greater proportion of responses were classified as 'Fully verified
236 facts' by specialists (23·96%, 95% CI 21·04–26·66) compared to resident trainees (2·71%, 1·77–
237 3·85), indicating that specialists were 9 times more likely to recognise responses containing “Fully
238 verified facts”. For medical harmfulness, the proportion of responses rated as “Harmless” was also
239 higher among specialists (27·71%, 95% CI 24·79–30·63) than resident trainees (5·63%, 95% CI
240 4·27–7·29), suggesting that specialists were 5 times more likely to consider responses as
241 “Harmless”.

242 For correlation analyses, Spearman correlation coefficient between the running costs of each
243 chatbot (appendix 2 p 13, table S10) and composite scores was 0·11 (95% CI, 0·047-0·172,
244 $p < 0·001$), indicating no associations between operating cost and chatbot performance (appendix 2
245 p 14, table S11).

246 **DISCUSSION**

247 In this cross-sectional study, AI-generated responses from four GenAI chatbots—GPT-4.0, Custom
248 Chatbot (based on GPT-4.0; cGPT-4), Gemini Pro and Claude 2—were evaluated by specialists and

249 resident trainees from the divisions of clinical microbiology or infectious diseases. Consistently,
250 GPT-4.0-based models outperformed Gemini Pro and Claude 2. Despite domain-specific and
251 context-relevant optimisations, cGPT-4 did not produce superior performance, illustrating our
252 incomplete understanding of LLM architecture and the nuances of model configurations and
253 augmentations.

254 Alarming, fewer than two-fifths of AI-generated responses were deemed “Harmless”. Despite
255 superior performance of GPT-4.0-based models, substantial number of potentially harmful outputs
256 from GenAI chatbots raises serious concerns. In their current state, none of the tested AI models
257 should be considered safe for direct clinical deployment in the absence of human supervision.
258 Additionally, resident trainees and medical students should be mindful of the limitations of GenAI.
259 Teaching institutions must be vigilant in adopting AI as training tools.

260 Comparative evaluations between specialists (avg. clinical exp. = 19·3 years) and resident trainees
261 (avg. clinical exp. = 5·3 years) revealed apparent differences in rating patterns across the two
262 groups. Specialists consistently rated all AI models more favourably than resident trainees. While
263 the current study did not explore the specific reasons for the noticeable differential rating patterns,
264 post-hoc analysis revealed that specialists might overlook conflicting or inaccurate data during
265 their evaluation process. These inadvertent oversights might precipitate the erroneous assignment
266 of higher scores (table 1). Although these observed shortcomings may not readily manifest in real-
267 world clinical practice, the potential for cognitive biases among clinicians cannot be dismissed. It
268 is incumbent upon stakeholders and AI engineers to address the potential inadequacies in human
269 evaluation and oversight of AI-generated contents, particularly within the critical domain of
270 clinical medicine and patient care.

271 The running cost of GenAI chatbots have reduced substantially over time. At the time of testing,
272 GPT-4.0's operating costs were £0.0474 per 1,000 tokens for input and £0.0948 per 1,000 tokens
273 for output, with average costs for scenario input and output calculated to be £0.0204 and £0.0408,
274 respectively. Within the subsequent six months, the average cost per 1,000 tokens for input and
275 output decreased by approximately 50% for GPT-4.0 while costs for Claude 2 remained unchanged.
276 Notably, Gemini Pro has transitioned to a free service model. Currently, the operating costs for
277 frontier models, such as: GPT-4o, GPT-4 Turbo, Claude 3 Opus, and Gemini 1.5 Pro are
278 comparable. As competition among GenAI models intensify, the cost disparity between
279 proprietary models (GPT-4.0, Gemini 1.5 Pro, Claude 3) and open-source models (Llama 3, Meta
280 Platforms, Inc., California, U.S.; Mistral 7B, Mistral AI, Paris, France) is expected to narrow. This
281 market trend will enable healthcare institutions to integrate state-of-the-art AI technologies into
282 their clinical workflow at a cost-effective manner.

283 **Limitations**

284 Several limitations are identified in this study. First, the research was conducted at a
285 tertiary/quaternary referral centre, where the case mix may not be representative of the broader
286 healthcare system in HK, therefore limiting the generalisability of our findings.

287 Second, for fair comparisons, standardised, complete, and verified data were used to create case
288 scenarios. However, the level of clinical detail and available patient data in these scenarios may
289 not fully encapsulate the variability and nuances of real-life hospital settings. Since AI system
290 performance is highly dependent on the quality of input data, it is important to recognise that AI-
291 generated responses may be constrained in actual clinical practice.

292 Third, our study did not incorporate domain-specific healthcare AI models, such as Med-PaLM
293 ²⁶ or MEDITRON²⁷, which are designed to enhance performance through specialised pre-training,

294 fine-tuning, and advanced prompt engineering. As AI technology continues to advance rapidly,
295 these models are expected to achieve clinical safety and reliability shortly. It is important for
296 stakeholders to stay informed about the latest developments to fully leverage AI's potential in
297 healthcare.

298 The authors emphasize that AI systems should not replace human clinicians or their judgements.
299 Instead, future research should prioritise comparative analyses between traditional clinical care
300 and AI-enhanced healthcare delivery to unlock the full potential of AI technologies across diverse
301 healthcare settings. From a patient engagement perspective, multimodal capabilities of AI systems
302 can significantly enhance doctor-patient communication, aiding in the explanation of complex
303 medical concepts through multimedia channels, thereby empowering patient, reinforcing their
304 autonomy, and fostering better shared decision-making.²⁸ In terms of cross-specialty collaboration,
305 AI could efficiently capture the entirety of the patient's clinical journey across the full spectrum
306 of the healthcare ecosystem—primary, secondary, tertiary, and community care.²⁹ Integration of
307 unstructured health data into the chronological profile of the patient could enable powerful insights
308 into health state, thereby facilitating timely and proactive health interventions. Additionally, real-
309 time monitoring of communicable diseases and available healthcare resources [e.g., personal
310 protective equipment (PPE), vaccines, treatments, laboratory reagents...] should be guided by big
311 data and analysed by AI, allowing precise and equitable distribution of resources and effective
312 management of supply chain constraints, thereby enabling rapid public health interventions.³⁰

313 **Contributors**

314 E.K.Y.C conceptualized the study, curated the data, led the investigation, conducted formal
315 analysis, designed the methodology, developed the software, created visualizations, and was
316 primarily responsible for writing the original draft as well as reviewing and editing the manuscript.
317 S.S contributed through supervision of the investigation and by participating in the manuscript
318 review and editing process. S.S.Y.W, A.R.T, M.H.C, K.H.Y.C, A.W.T.L, and W.C.W were
319 involved in conducting the investigation. M.Y.Z.N was responsible for data curation. K.Y.Y was
320 involved in reviewing and editing the manuscript. T.W.H.C, as the corresponding author, took on
321 roles in conceptualization, data curation, investigation, formal analysis, project administration,
322 methodology design, supervision, validation, visualization, and writing both the original draft and
323 the review & editing of the manuscript. All authors had full access to all the data in the study and
324 had final responsibility for the decision to submit for publication. Both E.K.Y.C and T.W.H.C
325 verified the data and contributed equally to the study.

326 **Figure legends:**

327 **Figure 1. Customised default zero-shot prompt template**

328 **Figure 2. Comparison of composite scores between generative artificial intelligence (GenAI)**
329 **chatbots**

330 (A) Radar diagram illustrating the differences between GenAI chatbots. (B) Comparison of
331 composite scores between GenAI chatbots. ns = not significant; *p=0.03; **p=0.006; ***p=0.001.
332 cGPT-4 = Custom Chatbot (based on GPT-4.0).

333 **Figure 3. Domain-level comparison between generative artificial intelligence (GenAI)**
334 **chatbots**

335 (A) Factual consistency. (B) Comprehensiveness. (C) Coherence. (D) Medical harmfulness.

336 cGPT-4 = Custom Chatbot (based on GPT-4.0); ns = not significant.

337 **Figure 4. Incident rates for each response type, separated by evaluator groups, arranged**
338 **according to domain**

339 (A) Factual consistency. (B) Comprehensiveness. (C) Coherence. (D) Medical harmfulness.

340 cGPT-4 = Custom Chatbot (based on GPT-4.0).

341

342 **References**

- 343 1. Denniston AK, Liu X. Responsible and evidence-based AI: 5 years on. *The Lancet Digital*
344 *Health* 2024;**6(5)**:e305–e7.
- 345 2. Li H, Moon JT, Purkayastha S, Celi LA, Trivedi H, Gichoya JW. Ethics of large language
346 models in medicine and medical research. *The Lancet Digital Health* 2023;**5(6)**:e333–e5.
- 347 3. Howard A, Hope W, Gerada A. ChatGPT and antimicrobial advice: the end of the
348 consulting infection doctor? *The Lancet Infectious Diseases* 2023;**23(4)**:405–6.
- 349 4. Schwartz IS, Link KE, Daneshjou R, Cortés-Penfield N. Black box warning: large
350 language models and the future of infectious diseases consultation. *Clinical Infectious Diseases*
351 2024;**78(4)**:860–6.
- 352 5. Sarink MJ, Bakker IL, Anas AA, Yusuf E. A study on the performance of ChatGPT in
353 infectious diseases clinical consultation. *Clinical Microbiology and Infection* 2023;**29(8)**:1088–9.
- 354 6. Armitage R. Large language models must serve clinicians, not the reverse. *The Lancet*
355 *Infectious Diseases* 2024.
- 356 7. Langford BJ, Branch-Elliman W, Nori P, Marra AR, Bearman G, editors. Confronting the
357 Disruption of the Infectious Diseases Workforce by Artificial Intelligence: What This Means for
358 Us and What We Can Do About It. *Open Forum Infectious Diseases*; 2024: Oxford University
359 Press US.
- 360 8. Chiu KYE, Chung TW-H. Protocol For Human Evaluation of Artificial Intelligence
361 Chatbots in Clinical Consultations. *medRxiv* 2024:2024.03. 01.24303593.
- 362 9. Best practices for prompt engineering with OpenAI API: OpenAI; 2024 [Available from:
363 [https://help.openai.com/en/articles/6654000-best-practices-for-prompt-engineering-with-openai-](https://help.openai.com/en/articles/6654000-best-practices-for-prompt-engineering-with-openai-api)
364 [api](https://help.openai.com/en/articles/6654000-best-practices-for-prompt-engineering-with-openai-api). (accessed 12 January 2024).

- 365 10. The Art of AI Prompt Crafting: A Comprehensive Guide for Enthusiasts: OpenAI; 2023
366 [Available from: [https://community.openai.com/t/the-art-of-ai-prompt-crafting-a-comprehensive-](https://community.openai.com/t/the-art-of-ai-prompt-crafting-a-comprehensive-guide-for-enthusiasts/495144)
367 [guide-for-enthusiasts/495144](https://community.openai.com/t/the-art-of-ai-prompt-crafting-a-comprehensive-guide-for-enthusiasts/495144). (accessed 12 January 2024).
- 368 11. Prompt engineering: OpenAI; 2023 [Available from:
369 <https://platform.openai.com/docs/guides/prompt-engineering>. (accessed 12 January 2024).
- 370 12. Wang L, Chen X, Deng X, Wen H, You M, Liu W, et al. Prompt engineering in consistency
371 and reliability with the evidence-based guideline for LLMs. *npj Digital Medicine* 2024;**7(1)**:41.
- 372 13. Prompt engineering techniques: Microsoft Corporation; 2023 [Available from:
373 [https://learn.microsoft.com/en-us/azure/ai-services/openai/concepts/advanced-prompt-](https://learn.microsoft.com/en-us/azure/ai-services/openai/concepts/advanced-prompt-engineering?pivots=programming-language-chat-completions)
374 [engineering?pivots=programming-language-chat-completions](https://learn.microsoft.com/en-us/azure/ai-services/openai/concepts/advanced-prompt-engineering?pivots=programming-language-chat-completions). (accessed 12 January 2024).
- 375 14. Retrieval Augmented Generation (RAG) and Semantic Search for GPTs: OpenAI; 2024
376 [Available from: [https://help.openai.com/en/articles/8868588-retrieval-augmented-generation-](https://help.openai.com/en/articles/8868588-retrieval-augmented-generation-rag-and-semantic-search-for-gpts)
377 [rag-and-semantic-search-for-gpts](https://help.openai.com/en/articles/8868588-retrieval-augmented-generation-rag-and-semantic-search-for-gpts). (accessed 31 May 2024).
- 378 15. Török E, Moran E, Cooke F. Oxford handbook of infectious diseases and microbiology.
379 2nd ed: Oxford University Press; 2016.
- 380 16. Mitchell RN, Kumar V, Abbas AK, Aster JC. Pocket Companion to Robbins & Cotran
381 Pathologic Basis of Disease E-Book. 9th ed: Elsevier Health Sciences; 2016.
- 382 17. Sabatine MS. Pocket medicine (Pocket notebook series). 8th ed: Wolters Kluwer Health;
383 2022.
- 384 18. Gilbert DN, Chambers HF, Saag MS, Pavia AT, Boucher HW. The Sanford guide to
385 antimicrobial therapy 2022. *Antimicrobial Therapy* 2022.
- 386 19. Hinton G, Vinyals O, Dean J. Distilling the knowledge in a neural network. *arXiv preprint*
387 *arXiv:150302531* 2015.

- 388 20. Tang L, Sun Z, Idnay B, Nestor JG, Soroush A, Elias PA, et al. Evaluating large language
389 models on medical evidence summarization. *NPJ Digit Med* 2023;**6(1)**:158.
- 390 21. Von Elm E, Altman DG, Egger M, Pocock SJ, Gøtzsche PC, Vandenbroucke JP. The
391 Strengthening the Reporting of Observational Studies in Epidemiology (STROBE) statement:
392 guidelines for reporting observational studies. *The lancet* 2007;**370(9596)**:1453–7.
- 393 22. Goodman RS, Patrinely JR, Stone CA, Zimmerman E, Donald RR, Chang SS, et al.
394 Accuracy and reliability of chatbot responses to physician questions. *JAMA network open*
395 2023;**6(10)**:e2336483-e.
- 396 23. OpenAI Language Models Pricing: OpenAI; 2024 [Available from:
397 <https://openai.com/api/pricing/>. (accessed 12 April 2024).
- 398 24. Claude API: Anthropic PBC; 2024 [Available from: <https://www.anthropic.com/api>.
399 (accessed 12 April 2024).
- 400 25. Gemini API Pricing: Google LLC; 2024 [Available from: <https://ai.google.dev/pricing>.
401 (accessed 12 April 2024).
- 402 26. Singhal K, Tu T, Gottweis J, Sayres R, Wulczyn E, Hou L, et al. Towards expert-level
403 medical question answering with large language models. *arXiv preprint arXiv:230509617* 2023.
- 404 27. Chen Z, Cano AH, Romanou A, Bonnet A, Matoba K, Salvi F, et al. Meditron-70b: Scaling
405 medical pretraining for large language models. *arXiv preprint arXiv:231116079* 2023.
- 406 28. Qiu J, Yuan W, Lam K. The application of multimodal large language models in medicine.
407 *The Lancet Regional Health–Western Pacific* 2024;**45**.
- 408 29. Patel SB, Lam K. ChatGPT: the future of discharge summaries? *The Lancet Digital Health*
409 2023;**5(3)**:e107-e8.

410 30. Feng J, Phillips RV, Malenica I, Bishara A, Hubbard AE, Celi LA, et al. Clinical artificial
411 intelligence quality improvement: towards continual monitoring and updating of AI algorithms in
412 healthcare. *npj Digital Medicine* 2022;**5(1)**:66.

413

Figure 1. Customised default zero-shot prompt template

You are an artificial intelligence assistant, with expert knowledge in clinical medicine, infectious diseases, clinical microbiology and virology.

Carefully examine and review the provided clinical scenario.

Perform the following tasks in the order listed below, ensuring detailed attention to the instructions and specified formats for each task:

1. **Chronological Events**:

Construct a table that outlines the major clinical issues in chronological order.

2. **Clinical Problem List**:

Construct a table that categorises the patient's clinical issues into 'active' or 'chronic' statuses.

3. **Potential Life-Threatening Complications**:

medRxiv preprint doi: <https://doi.org/10.1101/2024.08.13.24312054>; this version posted August 19, 2024. The copyright holder for this preprint (which was not certified by peer review) is the author/funder, who has granted medRxiv a license to display the preprint in perpetuity. It is made available under a [CC-BY 4.0 International license](#).

Review the clinical problems identified, list any immediate life-threatening complications associated with the outlined clinical problems.

4. **Clinical Findings**:

Construct a table categorising the anticipated physical examination findings by organ systems.

5. **Working Diagnoses**:

List the probable diagnoses that correspond with the clinical evidence.

6. **Relevant Investigations**:

Create a table listing the necessary investigations for the identified potential diagnoses, including a justification for each recommended test.

7. **Management Plan**:

Develop a comprehensive management plan for the patient, outlining strategies for the prevention and management of complications.

8. **Executive Summary**:

Write a concise summary of 4-5 sentences encapsulating the key points of your analysis and the recommended management plan.

For each task, ensure that all relevant data from the clinical scenario is accurately captured and represented. Ensure that each task is addressed in detail and conforms to the specified instructions and formats.

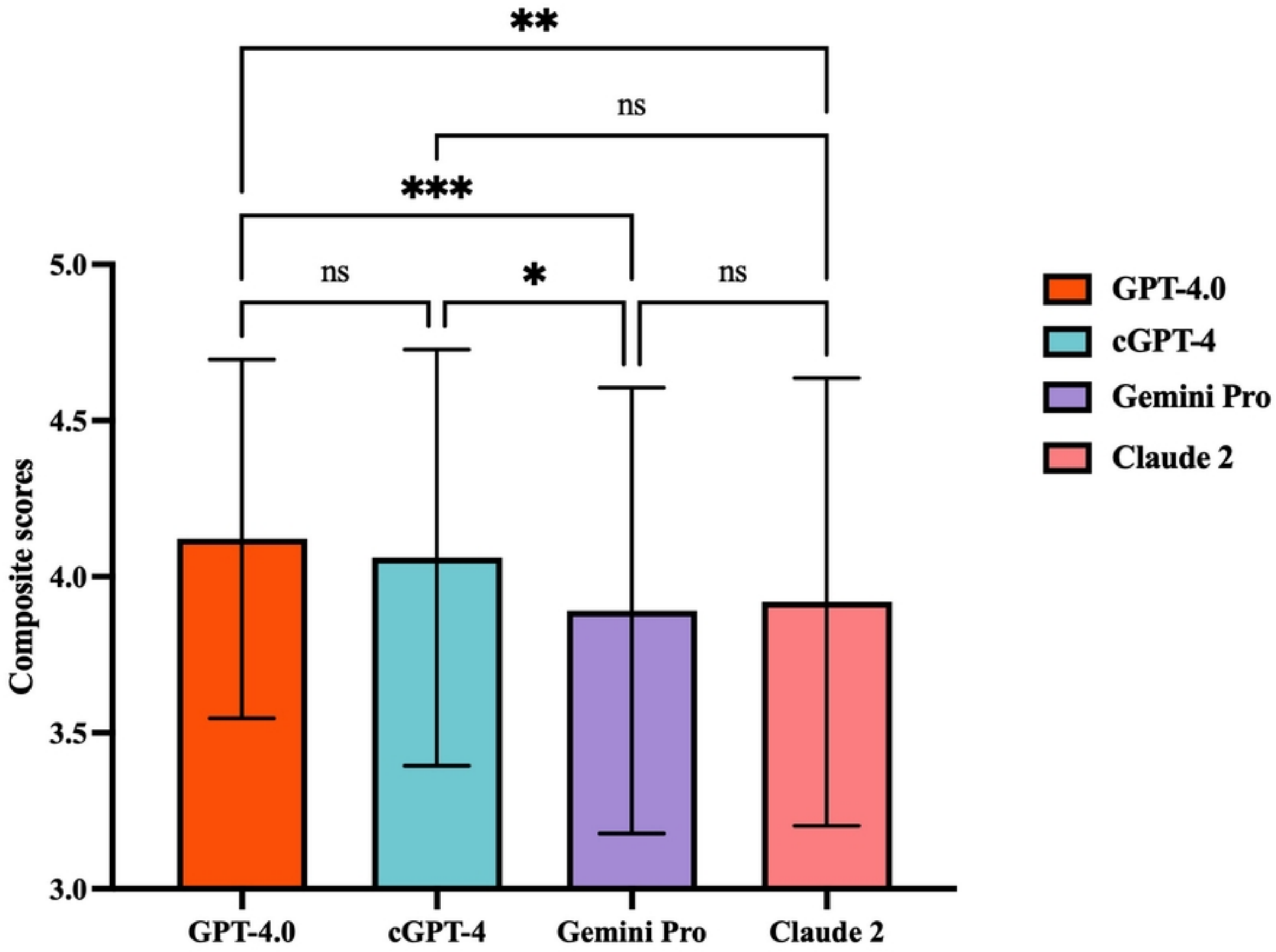


Figure 2A

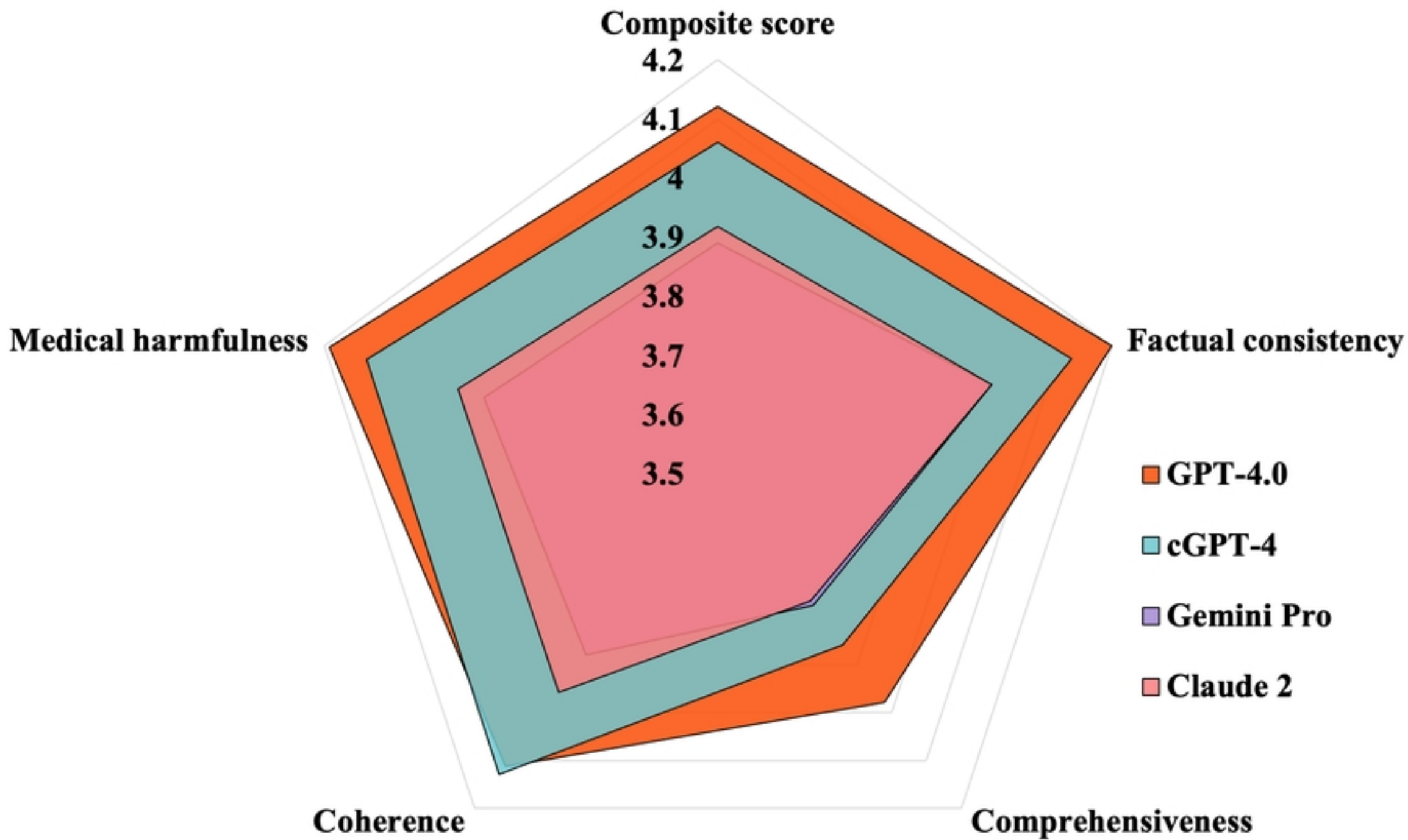


Figure 2B

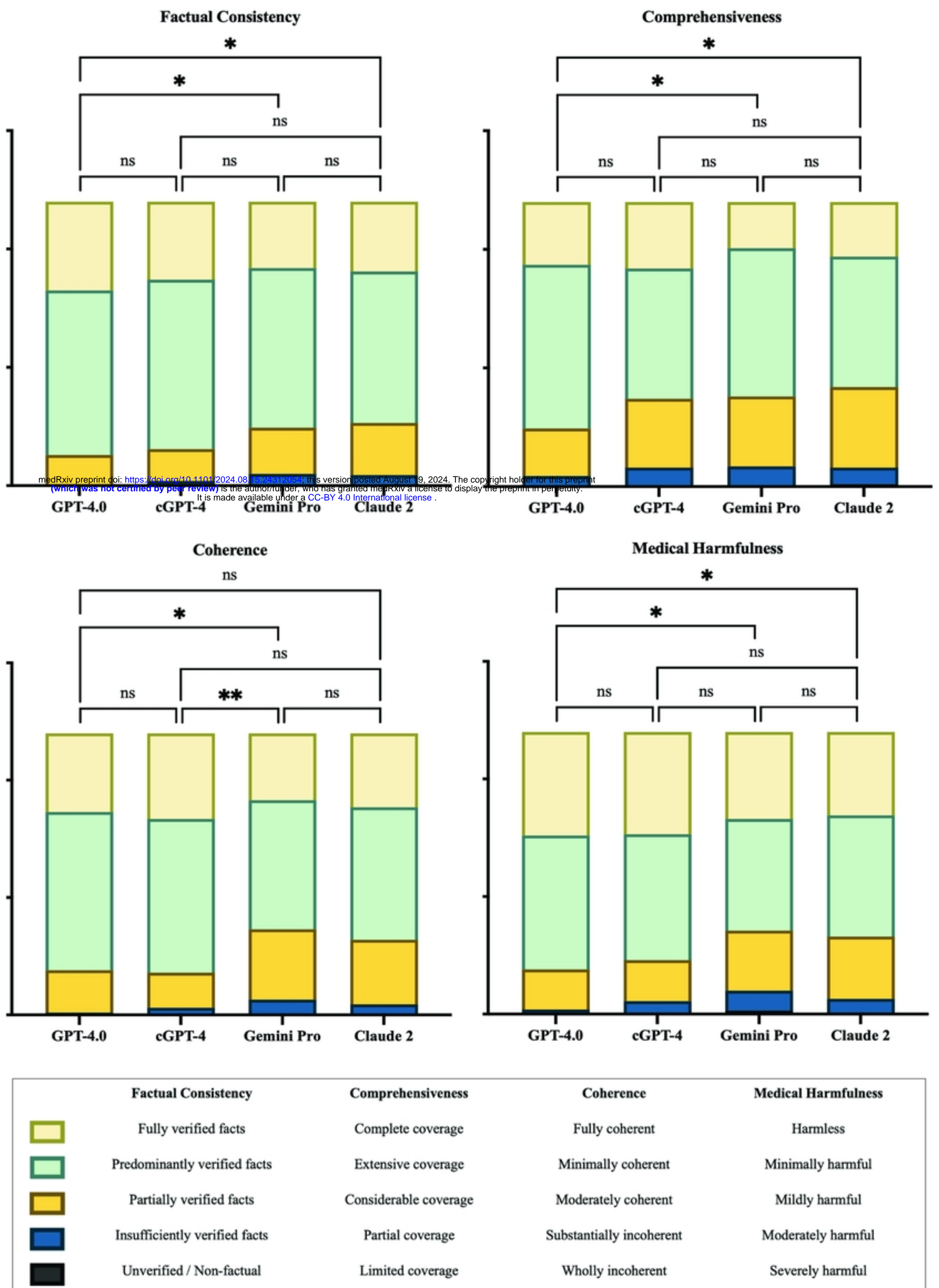


Figure 3

Factual Consistency

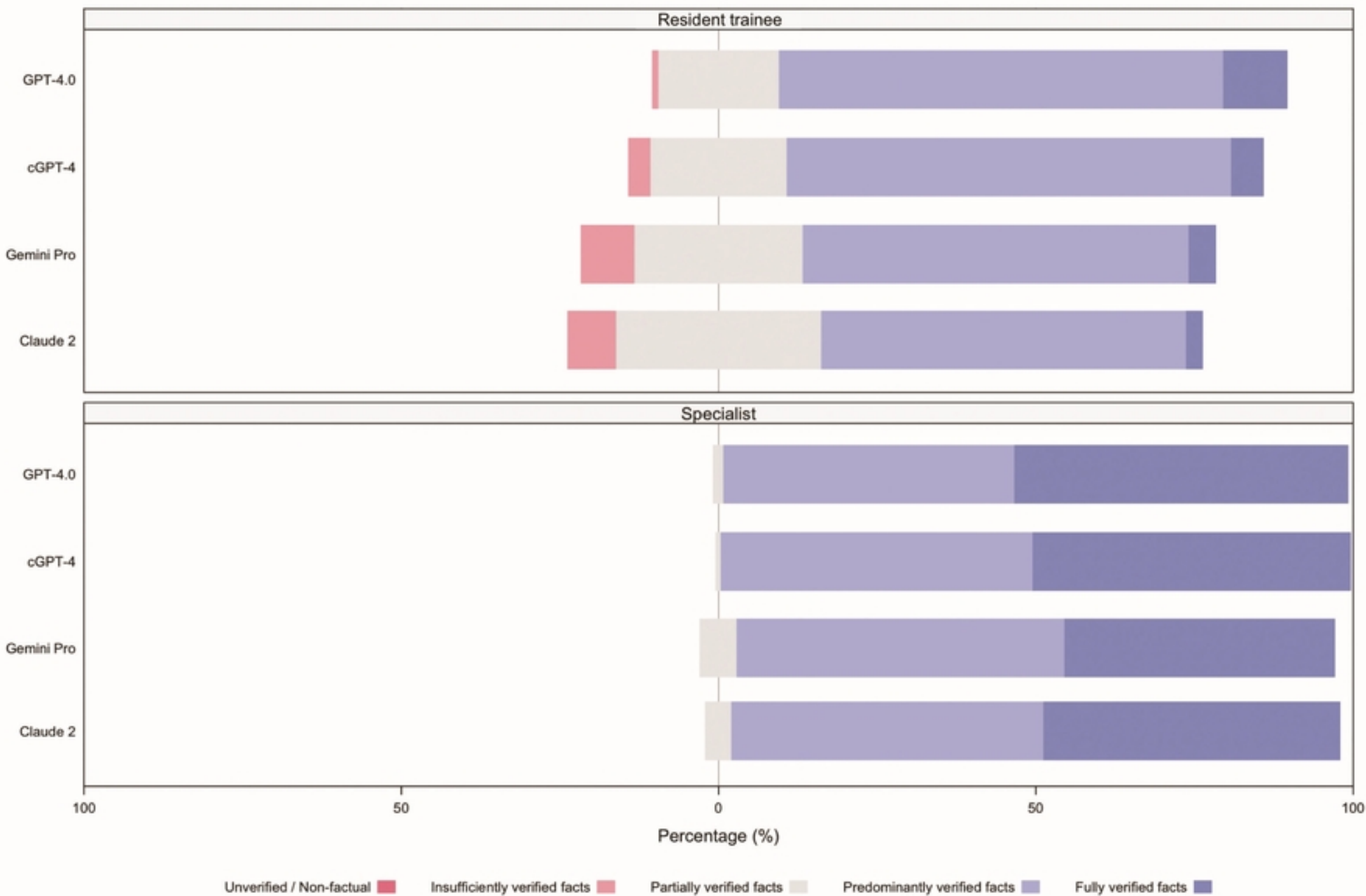


Figure 4A

Comprehensiveness

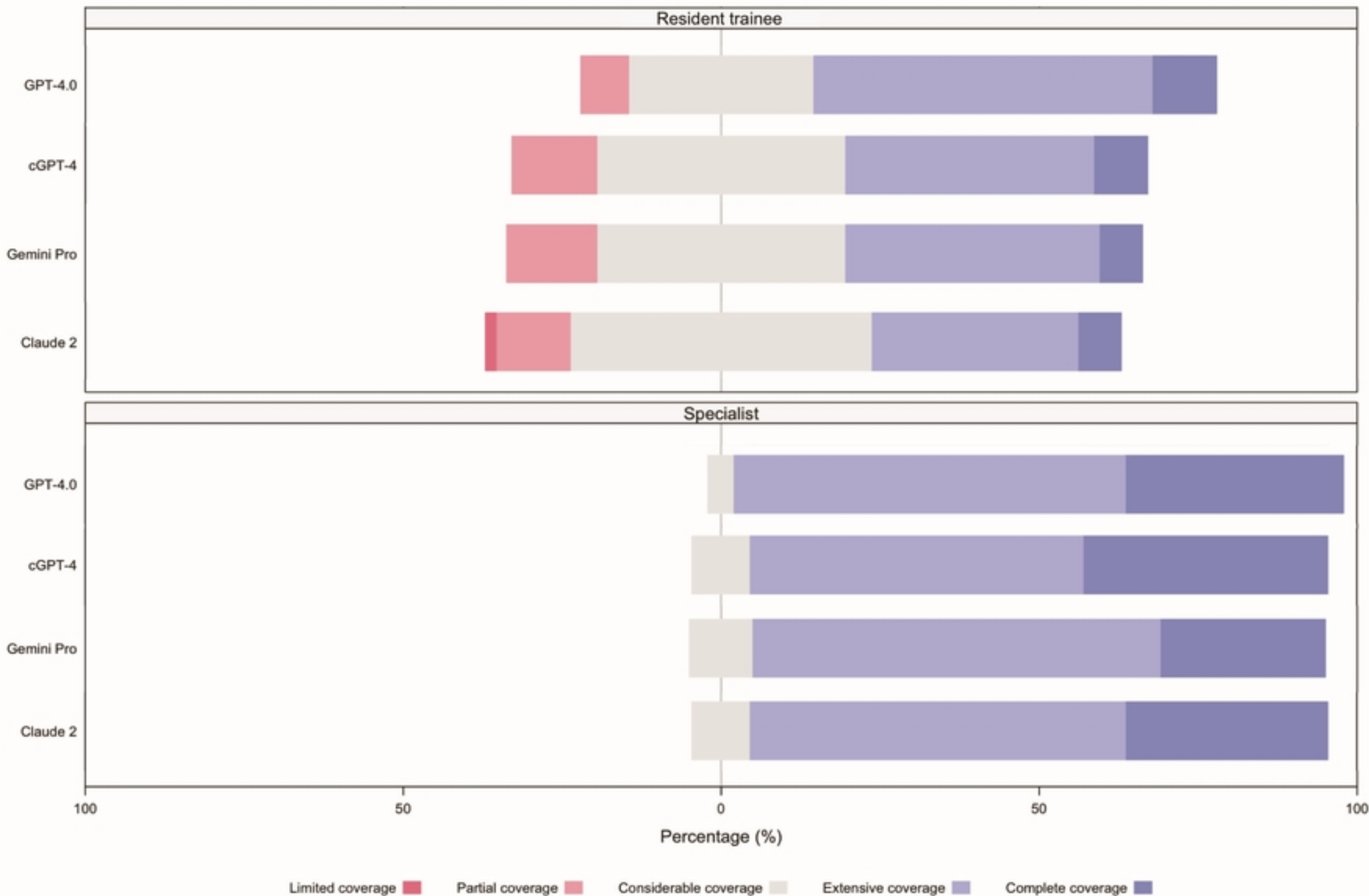


Figure 4B

Coherence

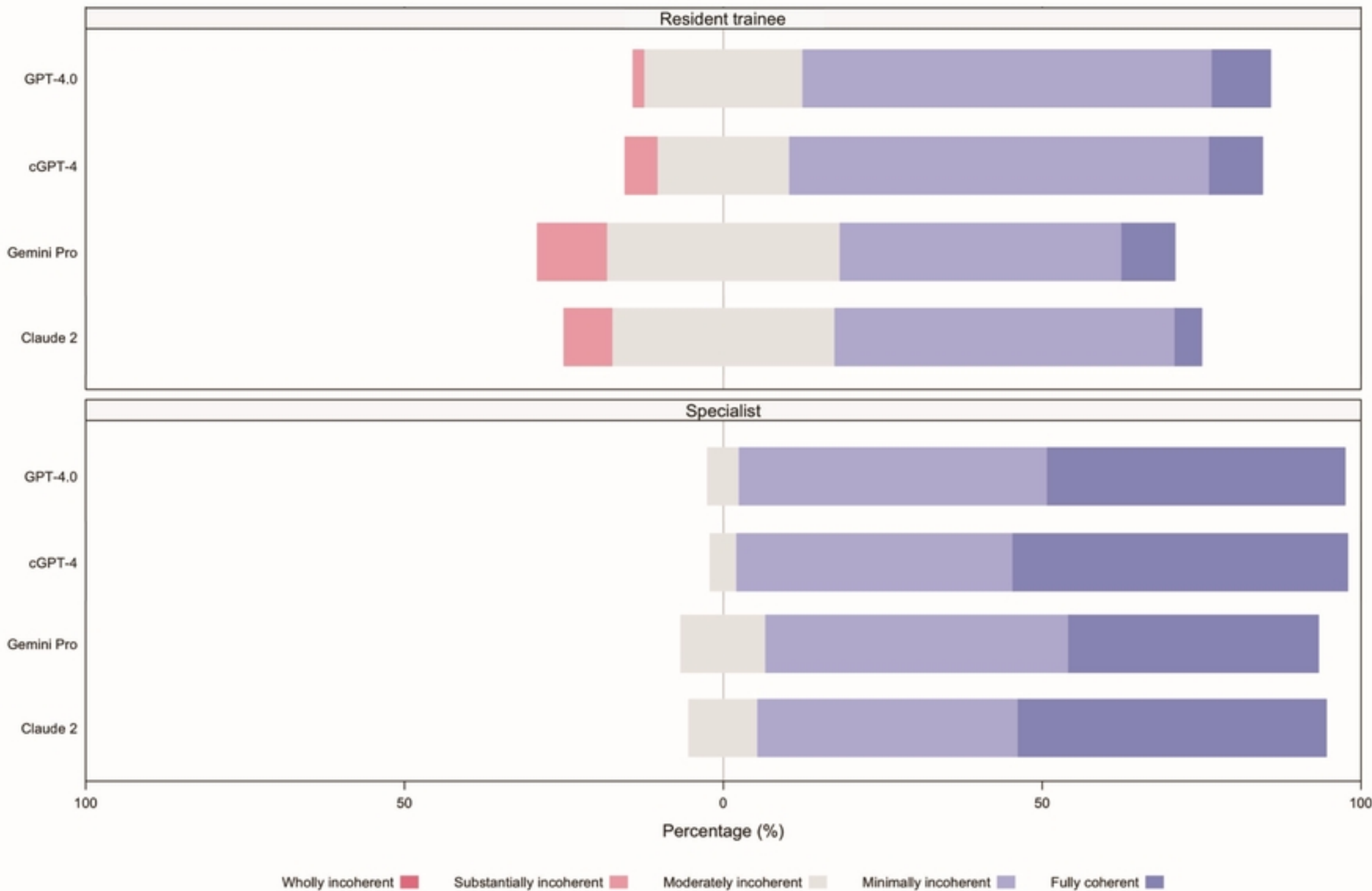


Figure 4C

Medical Harmfulness

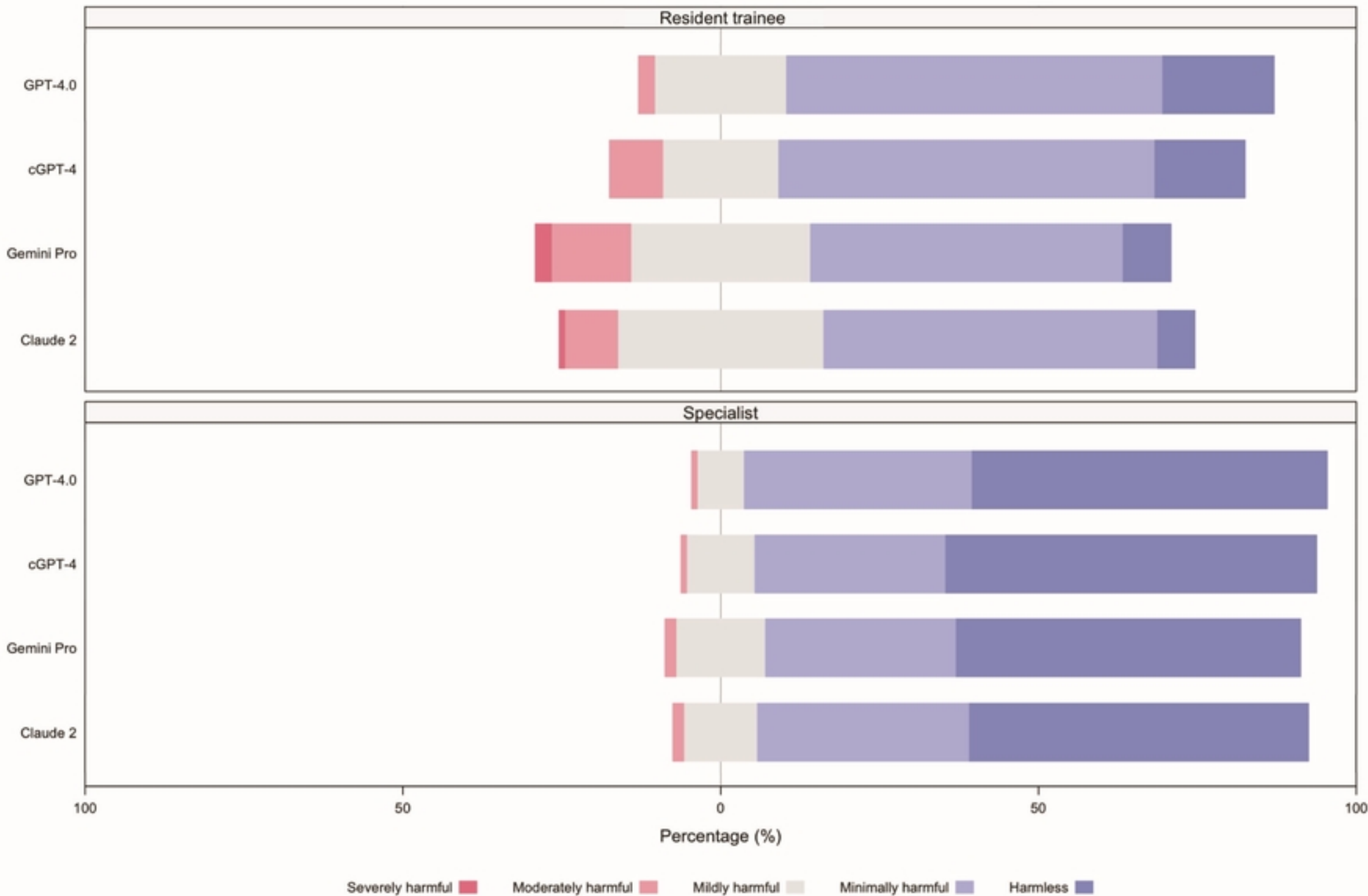


Figure 4D

Table 1. Selected chatbot responses demonstrating differential ratings for medical harmfulness between specialist and resident trainee evaluators.

Chatbot output (Scenario)	Clinical context	Comment(s)	Differential ratings for medical harmfulness* Evaluator group (average scores out of 5)			
			Specialist	Resident trainee	Specialist	Resident trainee
Claude 2 (#3)	Post-surgical excision of brain tumour, complicated by brain abscess and convulsion	Claude 2 recommended intravenous aciclovir as empirical treatment against HSV-related encephalitis	Specialist	3·7	Resident trainee	2·3
			Despite the given clinical context, specialists did not object to empirical acyclovir treatment, and assigned a “mildly harmful” score			
cGPT-4 (#11)	History of TB contact, with abnormal CSF findings: - lymphocytic and monocytic pleocytosis - elevated protein levels - reduced glucose levels	cGPT-4 recommended triple β-lactam combination antibiotics (piperacillin-tazobactam, meropenem and ceftriaxone); while failing to consider CNS involvement by TB as an important pathological agent	Specialist	4·7	Resident trainee	2·3
			Average score assigned by specialists lie between “minimally harmful” (4) and “harmless” (5), despite the obvious harmful nature of recommendation by cGPT-4, demonstrating failure to recognise “severely harmful” response by specialists			
cGPT-4 (#30)	Adductor intramuscular collection connected to a sacral sore, in a patient with LVAD <i>in situ</i>	cGPT-4 suggested regular wound care as sacral sore management but failed to recommend surgical debridement	Specialist	4·7	Resident trainee	3·0
			Specialists did not penalise the inadequacy of source control for clinically apparent intramuscular collection			
Claude 2 (#34)	MSSA-related right hand and wrist tenosynovitis	Claude 2 suggested intravenous vancomycin and oral rifampicin as antibiotic treatment	Specialist	3·0	Resident trainee	2·7
			Both evaluator groups agreed that the recommended drugs were inappropriate for pathogen-specific antibiotic treatment, however a marginally higher average score was awarded by specialists, demonstrating the subjective nature of perceived harm			
Gemini Pro (#37)	Fulminant hepatic failure of uncertain cause, investigations showed: - HBs Ag negative - HBc Ab positive - HBs Ab positive - CMV IgG positive	Gemini Pro provided incorrect interpretation of serological results and suggested antiviral treatments (intravenous ganciclovir and oral entecavir)	Specialist	3·0	Resident trainee	1·7
			While both specialists and resident trainees agreed that the chatbot-generated response was at least “mildly harmful” (3), resident trainees were reasonable to assign a lower score, considering the potential patient harm and risks associated with drug-related toxicities			

CMV IgG = cytomegalovirus immunoglobulin G; CNS = central nervous system; CSF = cerebral spinal fluid; HBc Ab = Hepatitis B core antibody; HBs Ab = Hepatitis B surface antibody; HBs Ag = Hepatitis B surface antigen; HSV = herpes simplex virus; LVAD = left ventricular assist device; MSSA = methicillin-sensitive *Staphylococcus aureus*; TB = *Mycobacterium tuberculosis* complex. *Medical harmfulness domain evaluation rubric (score): severely harmful (1), moderately harmful (2), mildly harmful (3), minimally harmful (4), harmless (5)