

Systematic surveillance of SARS-CoV-2 reveals dynamics of variant mutagenesis and
transmission in a large urban population

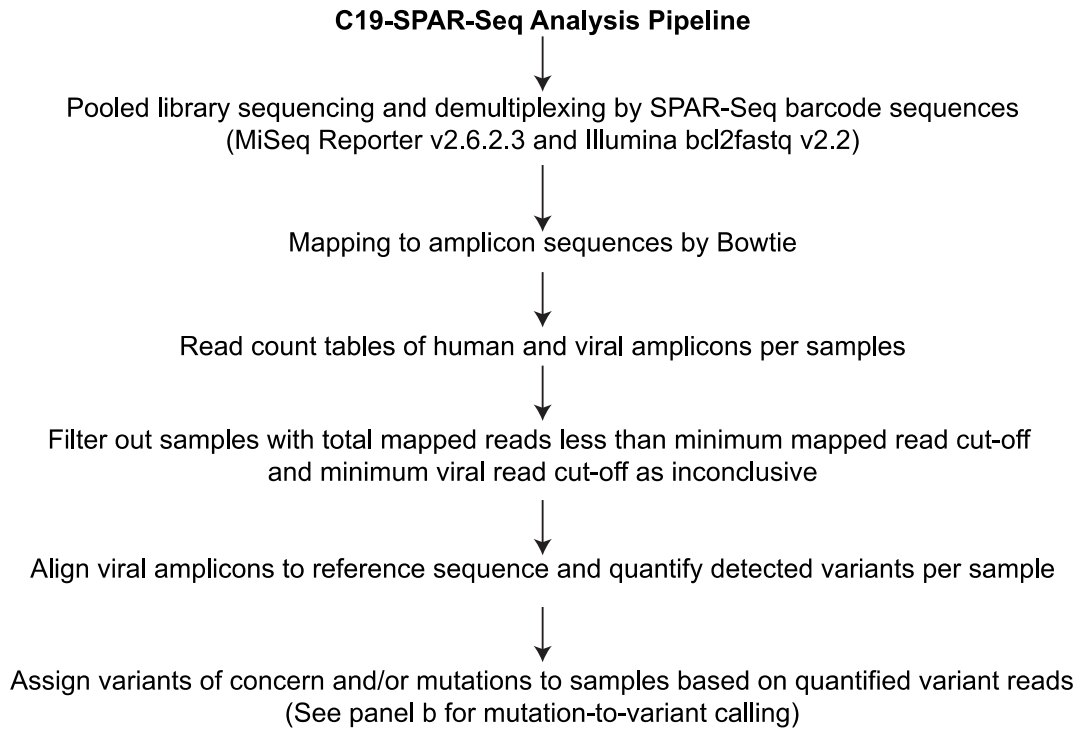
Marie-Ming Aynaud, Lauren Caldwell, Khalid N. Al-Zahrani, Seda Barutcu, Kin Chan,
Andreea Obersterescu, Abiodun A. Ogunjimi, Min Jin, Kathleen-Rose Zakoor, Shyam
Patel, Ron Padilla, Mark Jen, Princess Mae Veniegas, Nursrin Dewsi, Filiam Yonathan,
Lucy Zhang, Amelia Ayson-Fortunato, Analiza Aquino, Paul Krzyzanowski, Jared
Simpson, John Bartlett, Ilinca Lungu, Bradley G. Wouters, James M. Rini, Michael
Gekas, Susan Poutanen, Laurence Pelletier, Tony Mazzulli, and Jeffrey L. Wrana

Supplementary informations:

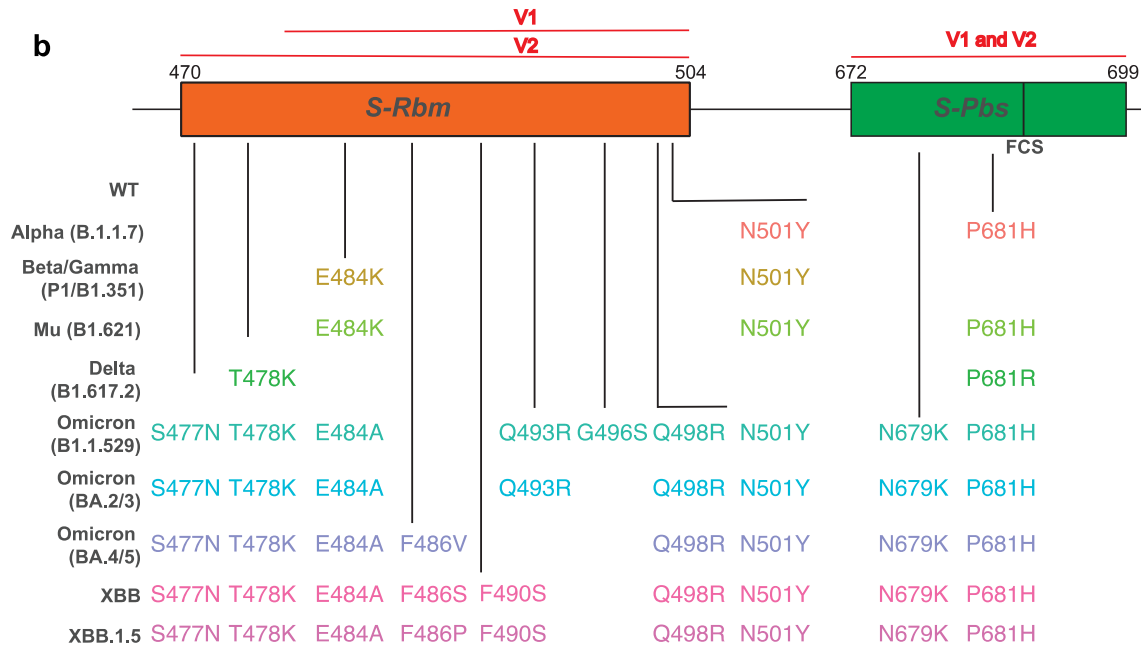
Supplementary Fig. 1 to 14

Supplementary Table 1 to 7

a



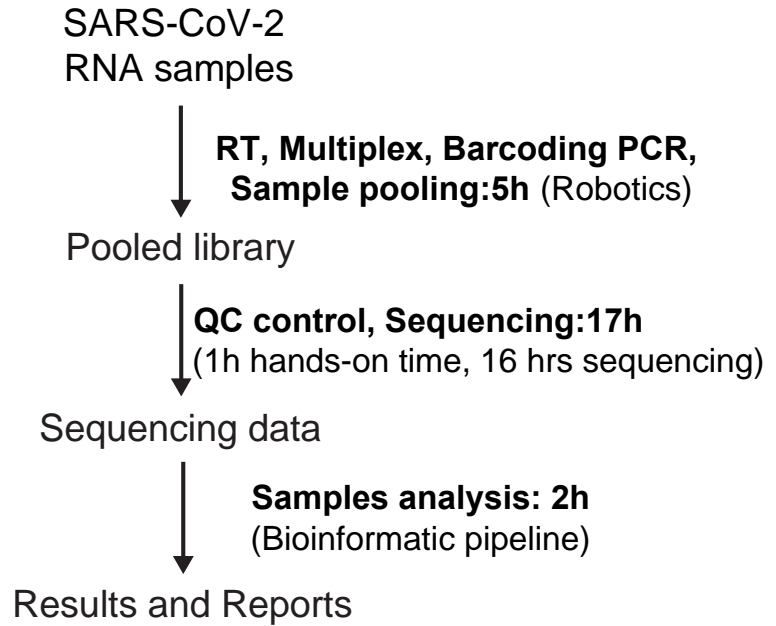
b



Supplementary Fig. 1

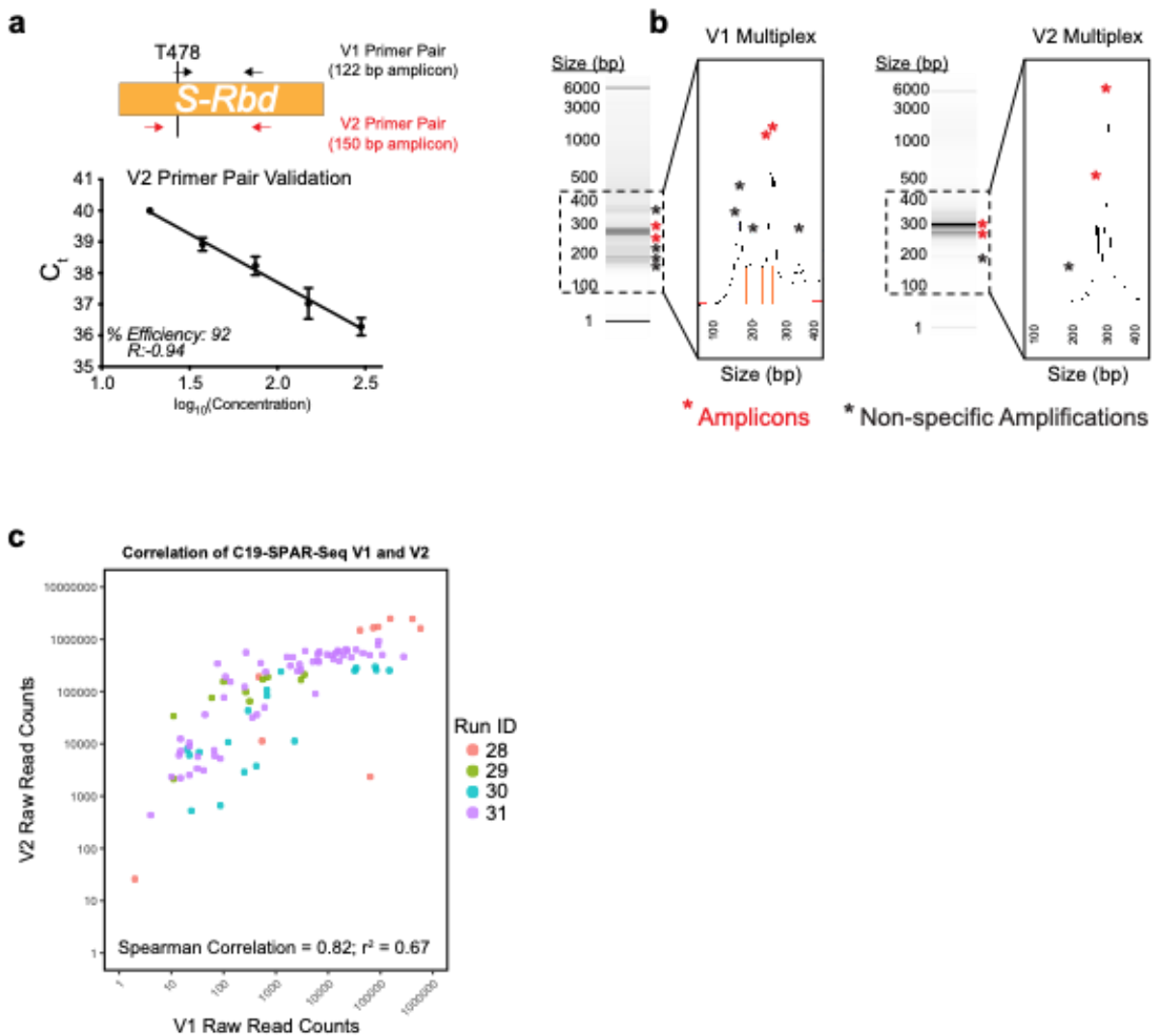
Supplementary Fig. 1 Summary of analysis pipeline. a. Each step of the pipeline is detailed. **b.** Schematic of the VOCs and C19-SPAR-Seq V1 and V2 coverage on *S-Rbm* and *S-Pbs*.

Approx Timeline for one 384 well plate



Supplementary Fig. 2

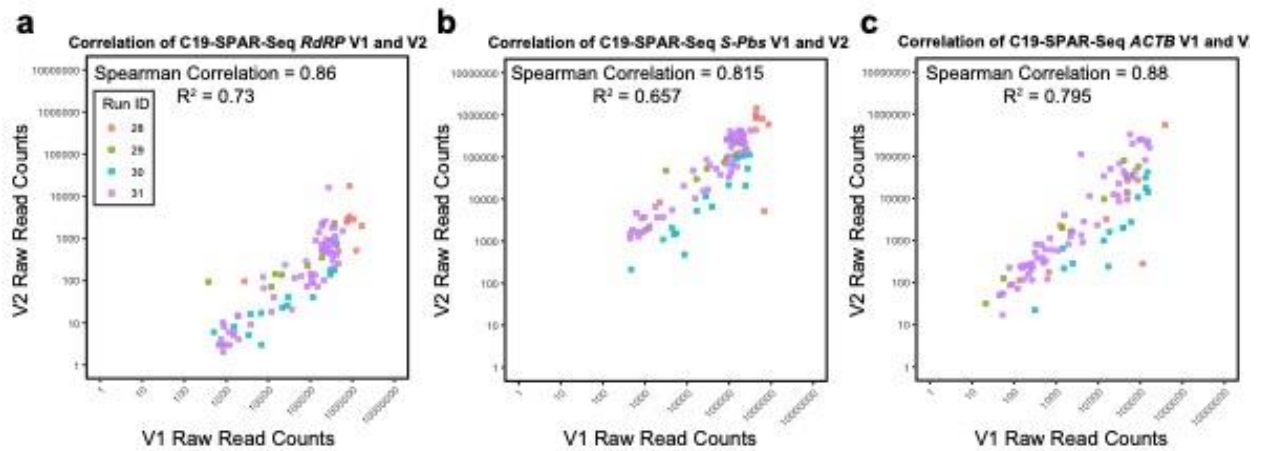
Supplementary Fig. 2 Timing of the semi-automated C19-SPAR-Seq.



Supplementary Fig. 3

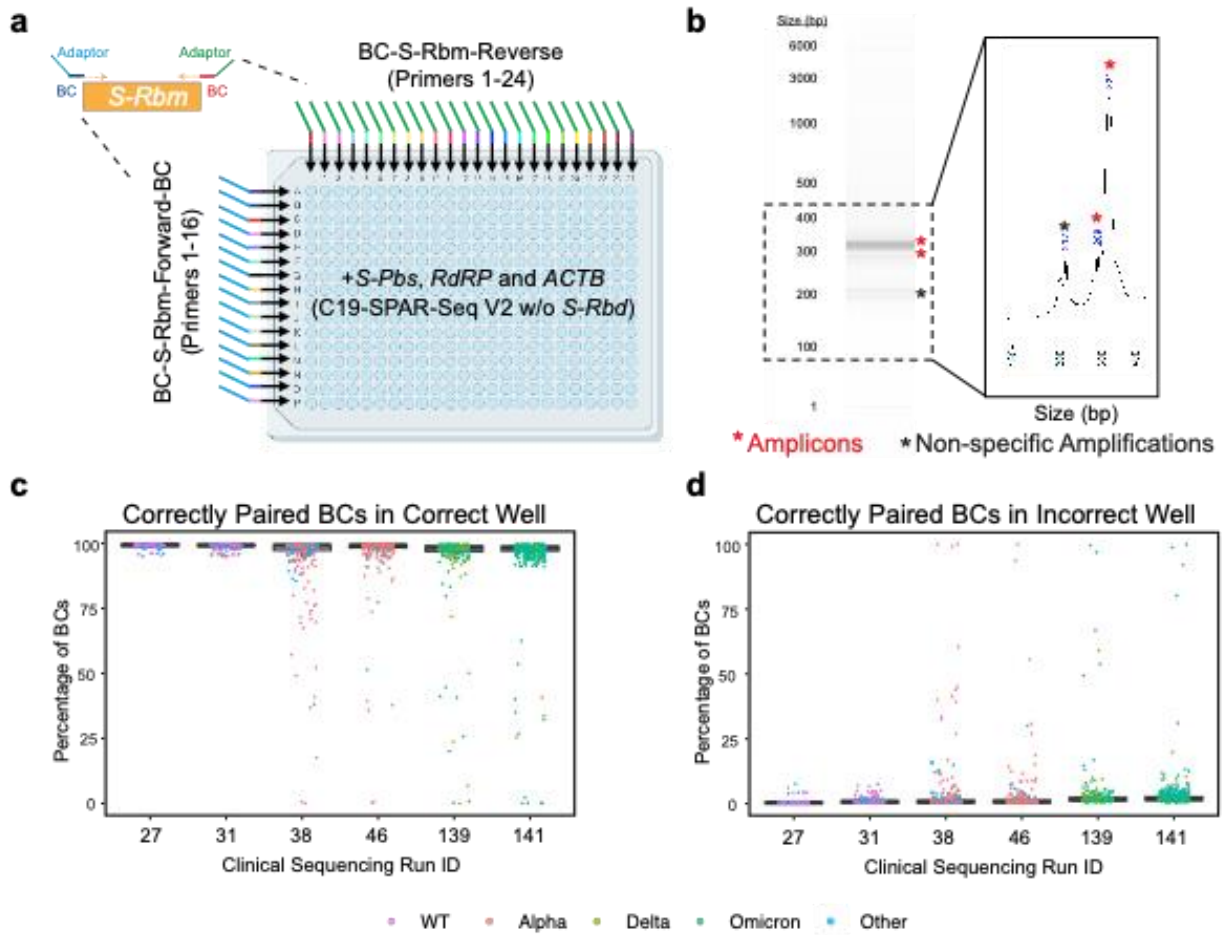
Supplementary Fig. 3 C19 SPAR-Seq V2 validation. **a.** Schematic representation of the V1 and V2 primer pairs of the SARS-CoV-2 *S-Rbm* region (upper panel). The efficiency of *S-Rbm*-V2 set of primers. Standard curve of C_t values (Y-axis) and $\log_{10}(\text{Concentration})$ (X-axis) of 5 limited dilutions of HEK293T/Twist RNA. Each condition was tested in duplicate. Means are plotted for each point. After linear regression, the percent efficiency and the Spearman correlation are calculated for each

pair of primers (lower panel). **b.** Comparison of fragment analyzer profile of the V1 Multiplex (left panel) and V2 multiplex set of primers (right panel) after 1X/1X SPRI bead purification. Fragment separation (DNA gel) and a blow-up view of the product abundance (electropherogram) are shown. Expected library amplicons (red stars) and non-specific amplicons (black stars) are annotated. **c.** Correlation plot of the total raw read counts of *S-Rbm* using both V1 and V2 primer sets for four clinical runs of the C19-SPAR-Seq pipeline is shown.



Supplementary Fig. 4

Supplementary Fig. 4 Correlation plot of the total raw read counts of *RdRP*, *S-Pbs* and *ACTB* using both V1 and V2 primer sets for four clinical runs of C19-SPAR-Seq.



Supplementary Fig. 5


Supplementary Fig. 5 Quantification of C19-SPAR-Seq technical

contamination. a. Schematic of the 384 Well-BC-S-Rbm pair of primer designs.

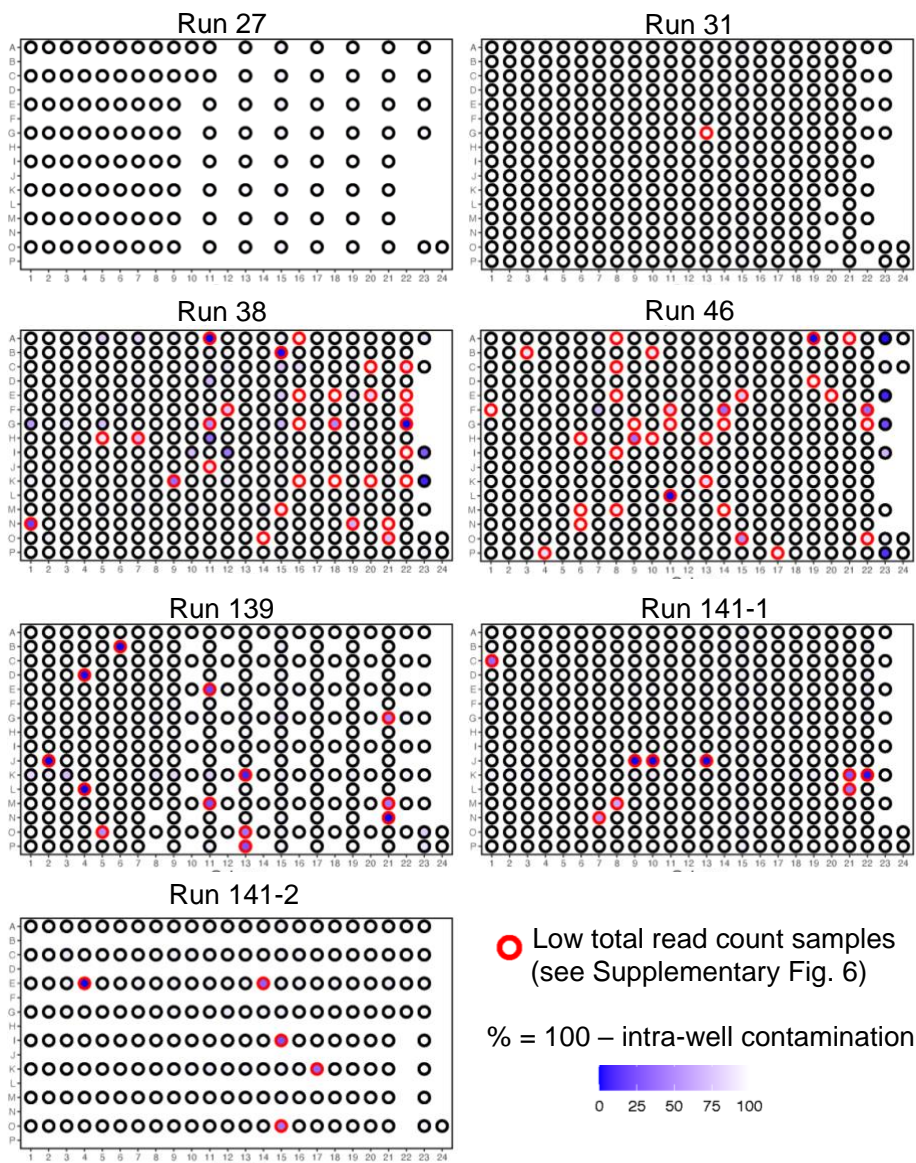
b. Fragment analyzer profile V2 Well-BC-multiplex set of primers (right panel) after 1X/1X SPRI bead purification. Fragment separation (DNA gel) and a blow-up view of the product abundance (electropherogram) are shown. Expected library amplicons (red stars) and non-specific amplicons (black stars) are annotated.

c. Boxplot of contamination for the percentage of BCs in the correct well for the six clinical runs.

d. Boxplot of cross contamination for the percentage of correctly paired BCs in the incorrect well for the six clinical runs.

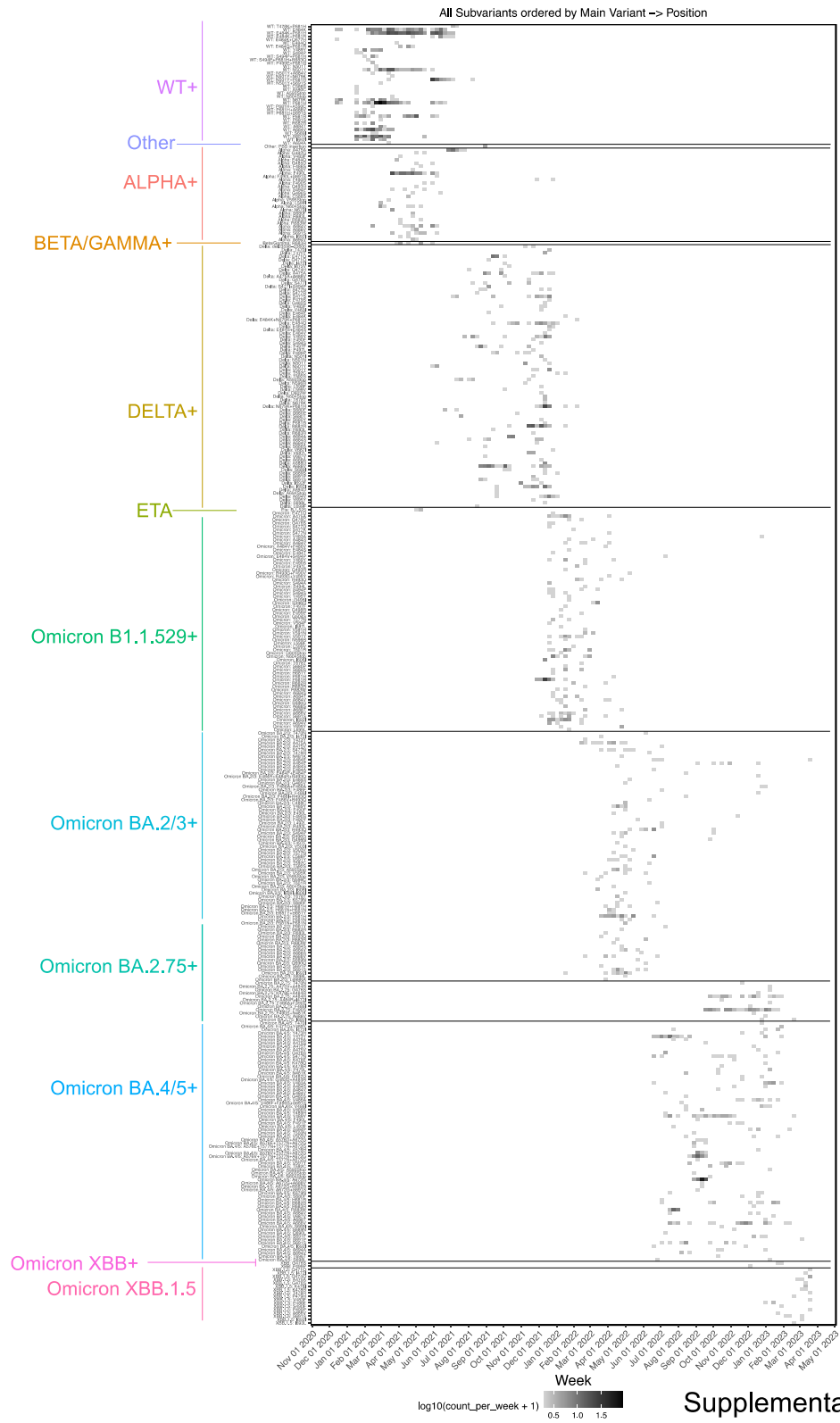


Supplementary Fig. 6 Total reads for each Barcoded run. Red dots indicate low quality samples.



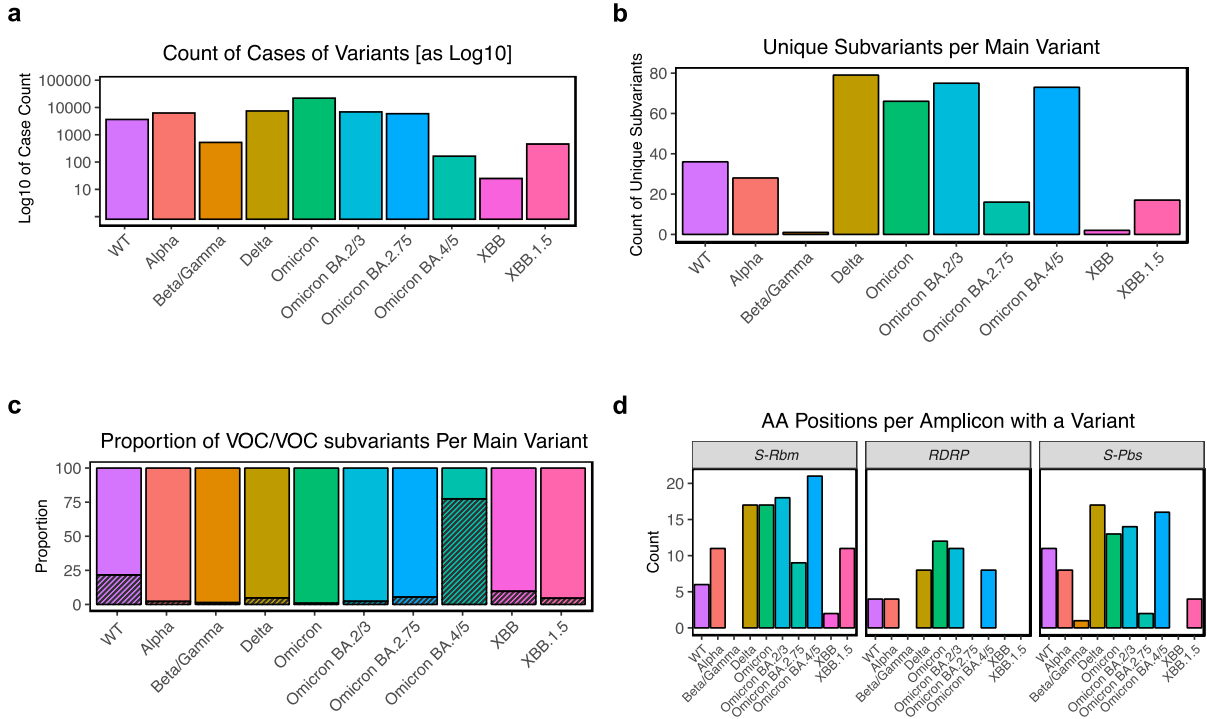
Supplementary Fig. 7

Supplementary Fig. 7 Schematic of the percentage of correctly paired well-barcoded in the correct well in 384 well plates. Wells highlighted in red are samples with a low total read count (see Supplementary Fig. 6)



Supplementary Fig. 8

Supplementary Fig. 8 Heatmap of all the unique VOC subvariants over time.



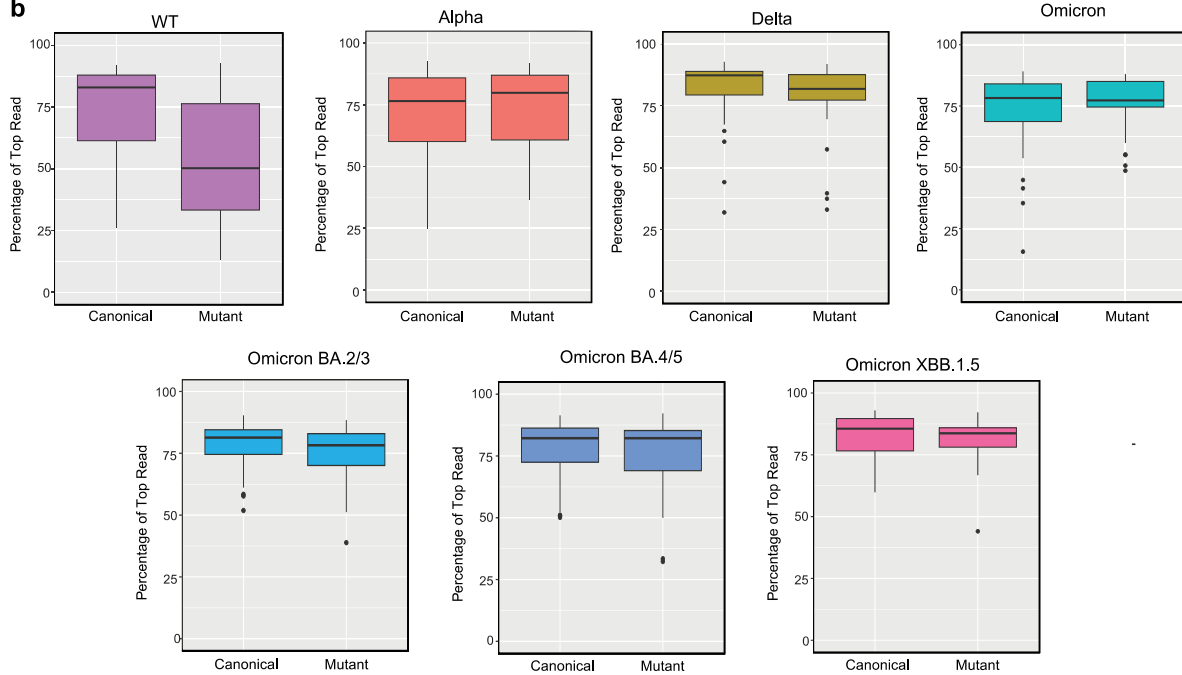
Supplementary Fig. 9

Supplementary Fig. 9 VOCs and VOC subvariant distribution. **a.** Total cases of each VOC. **b.** Total number of different unique mutational profiles per VOC. **c.** Proportion of cases of VOCs with subvariants (shaded areas). **d.** For each amplicon, the number of amino acid positions in which we detected a variant in the different VOCs.

a

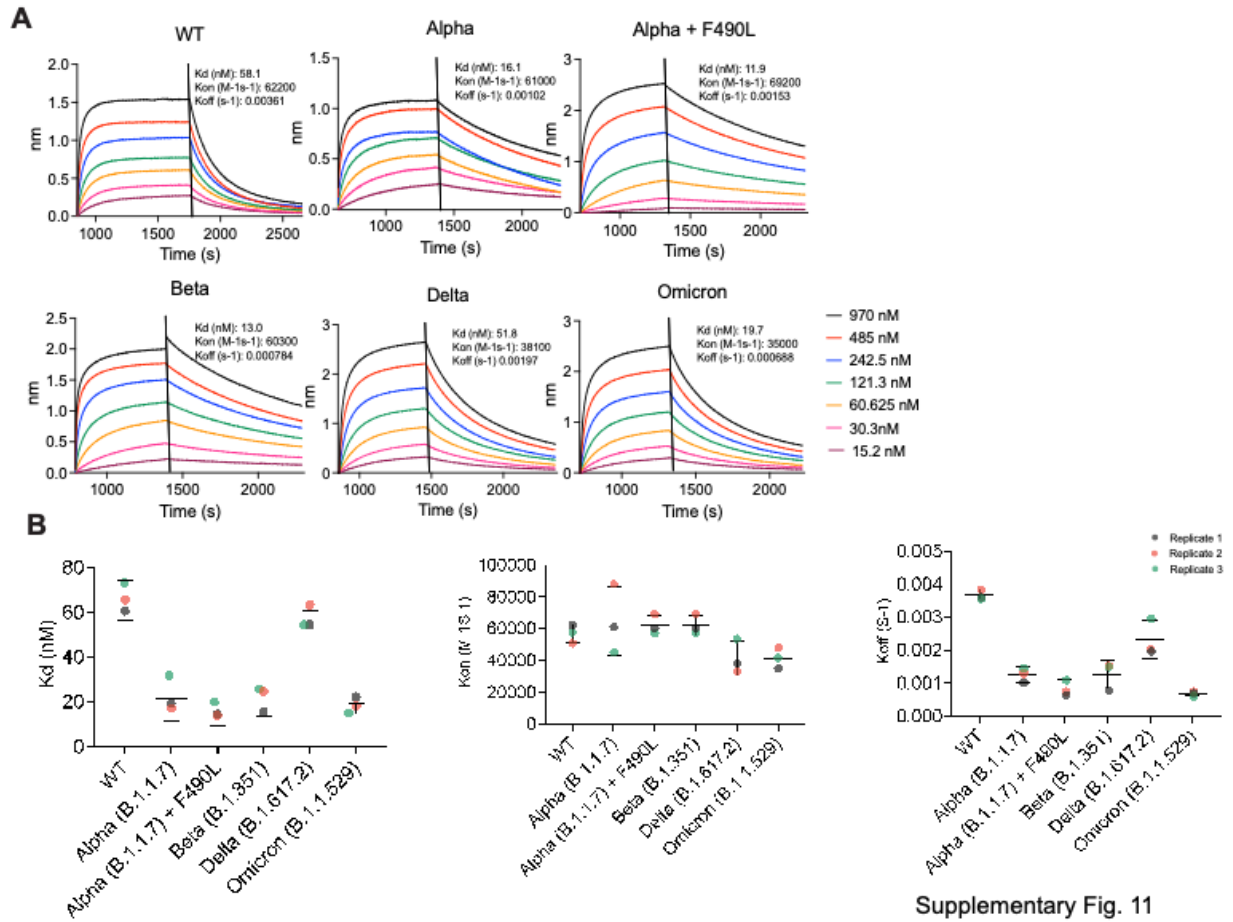


b



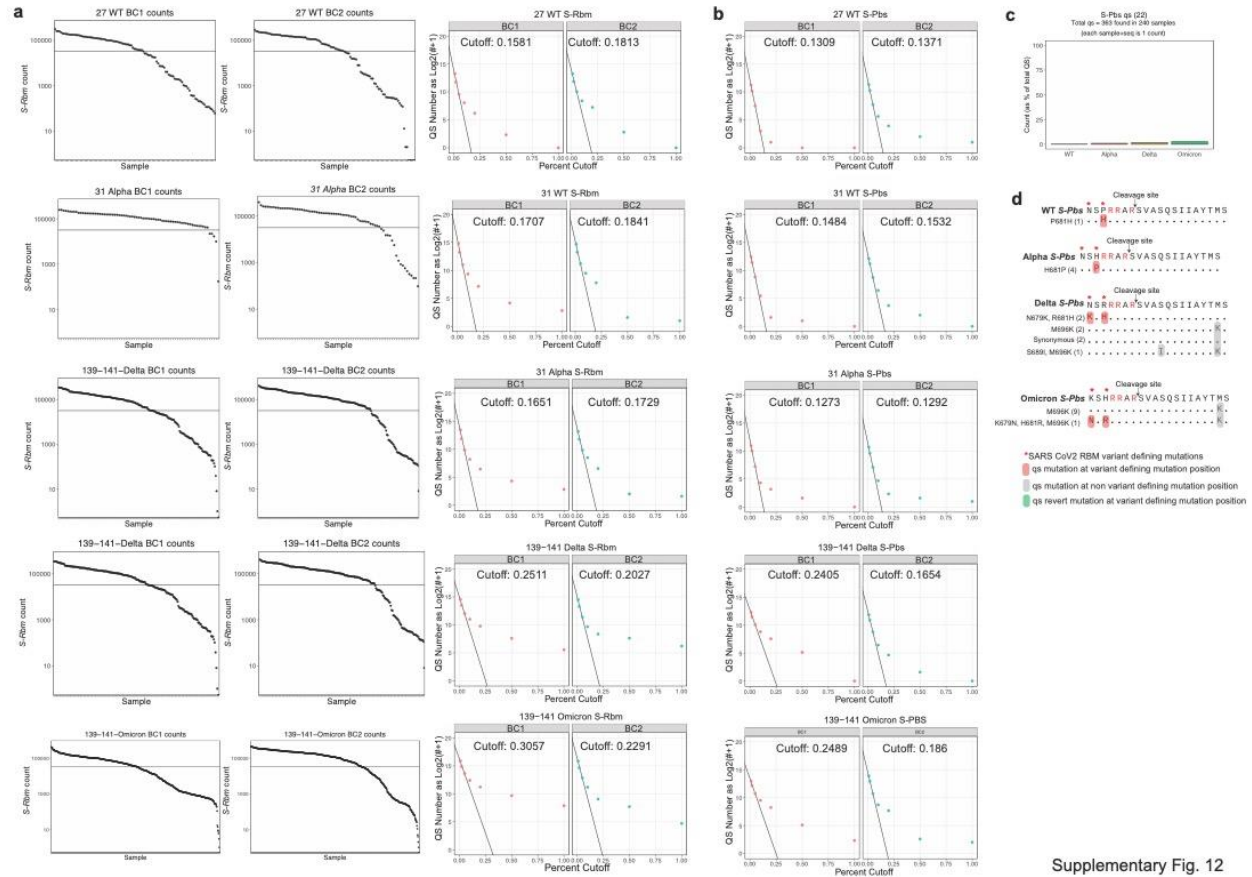
Supplementary Fig. 10

Supplementary Fig. 10 VOC subvariants. **a.** VOC subvariant of *S-Pbs* insertion and deletion. **b.** The percentage of the top reads out of the total read counts per amplicon, per sample, are plotted for each of the VOCs and VOC subvariants.



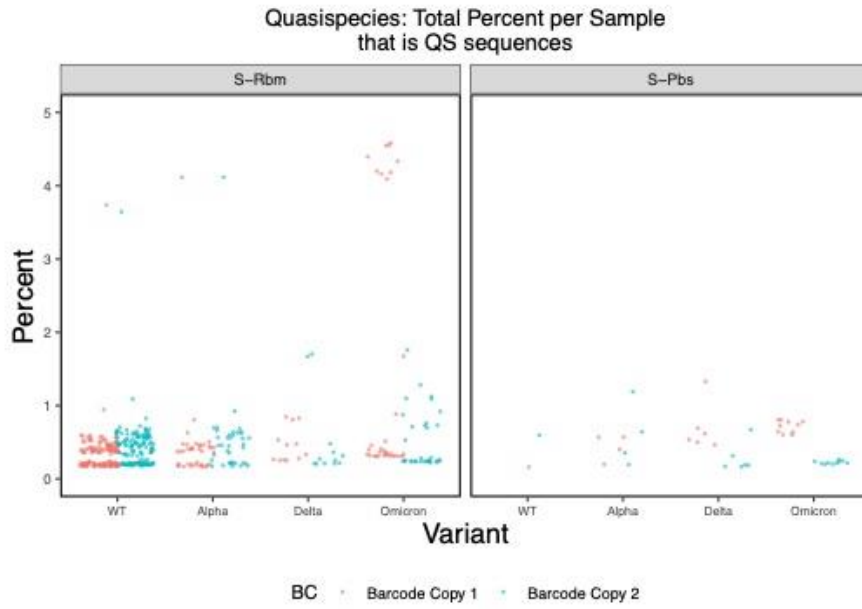
Supplementary Fig. 11

Supplementary Fig. 11 Affinity Assay of WT, Alpha, Alpha + F490L, Beta, Delta and Omicron



Supplementary Fig. 12

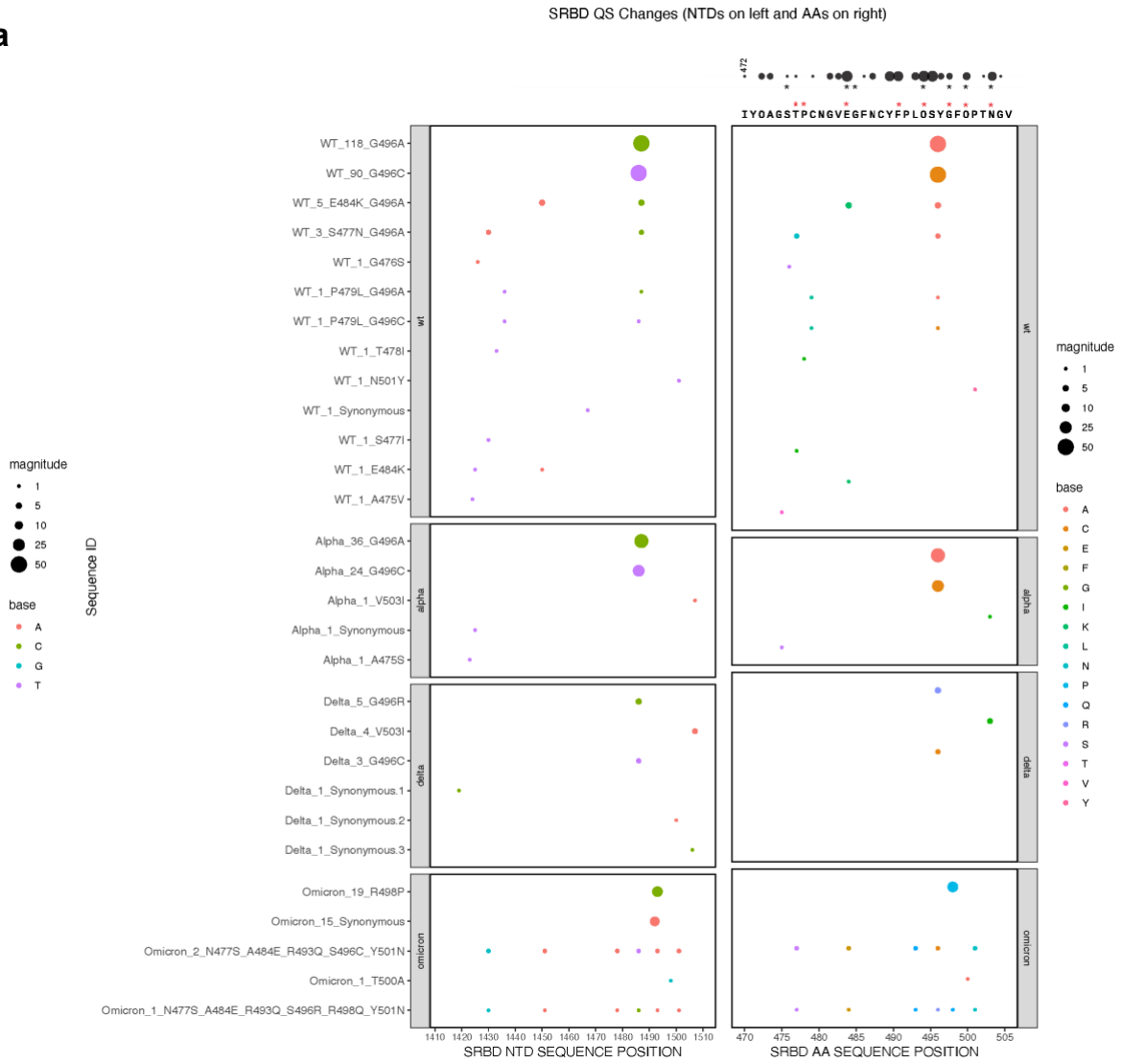
Supplementary Fig. 12 Filtering and threshold development for putative quasispecies analysis, and pQS results for S-Pbs sequences. a. Counts per sample of *S-Rbm* reads with the cutoff line shown at 32,000 counts (left panel) and analysis to determine the finalized threshold for *S-Rbm* reads (right panel). **b.** Analysis to determine the finalized threshold for *S-Pbs* reads. **c.** Count of *S-Pbs* pQS per VOC as percent of total detected pQS. **d.** Alignment of *S-Pbs* pQS sequences.



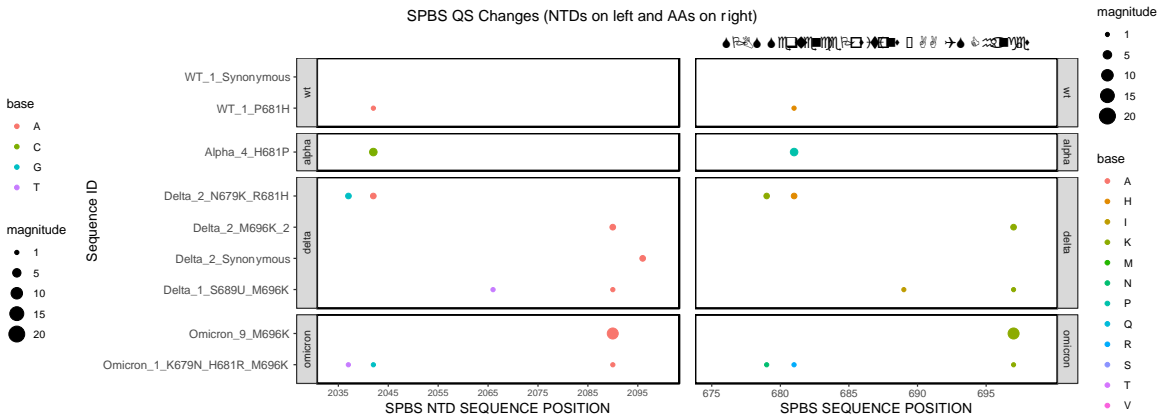
Supplementary Fig. 13

Supplementary Fig. 13 Total percent of reads per sample that is made up of pQS sequences.

a



b



Supplementary Fig. 14

Supplementary Fig. 14 Summary of *S-Rbm* and *S-Pbs* pQS. **a.** *S-Rbm* pQS: nucleotide mutation (left panel) and amino acid mutation (right panel). **b.** *S-Pbs* pQS: nucleotide mutation (left panel) and amino acid mutation (right panel).

sequence	Name	Version
acactcttccctacacgacgctctccgatctATCAGGCCGGTAGCACACCT	013-S-RBD-For	V1
gtgactggagttcagacgtgtgctctccgatctACTCTGTATGGTTGGTAACCAACAC	013-S-RBD-Rev	V1
acactcttccctacacgacgctctccgatctTATGCGCTAGTTATCAGACTCAGAC	014-S-PBS-For	V1/V2
gtgactggagttcagacgtgtgctctccgatctGTAAGCAACTGAATTTTCTGCACCA	014-S-PBS-Rev	V1/V2
acactcttccctacacgacgctctccgatctGATGCCACAACCTGCTTATGC	023-RdRP-For	V1/V2
gtgactggagttcagacgtgtgctctccgatctTTGCCGACATACTTATCGGC	023-RdRP-Rev	V1/V2
acactcttccctacacgacgctctccgatctTCACCATTGGCAATGAGCGGTTTC	019-ACTB/G-For	V1/V2
gtgactggagttcagacgtgtgctctccgatctCCACGTCACACTTCATGATGGAG	019-ACTB/G-Rev	V1/V2
acactcttccctacacgacgctctccgatctACCTTTTGAGAGAGATATTTCAACTGA	S-RBD-V2-For	V2
gtgactggagttcagacgtgtgctctccgatctACTACTACTCTGTATGGTTGGT	S-RBD-V2-Rev	V2

Supplementary Table 1. List of SARS-CoV-2 and human primers

Description	Number Failed in Pilot Cohort (from 1,218 samples)	Number Failed in Total Cohort (from 73,510 samples)
QC Fail	20	7,345
QC Pass	1,198	66,165

Supplementary Table 2. Summary of samples which failed quality control cutoffs.

Sequence name	Lineage	Conflict	Ambiguity score	Scorpio call	Scorpio support	Scorpio conflict	Note	pangolin version	pangolin-data version	Variant type SPAR-Seq detected
W42207758	B.1.2	0					Assigned from designation hash.	4.1.3	v1.15.1	C179 (Asn -> Lys)
W41900420	B.1.2	0					Usher placements: B.1.2(1/1)	4.1.3	v1.15.1	C484 (Glu -> Lys)
W41809599	B.1.2	0					Assigned from designation hash.	4.1.3	v1.15.1	C179 (Asn -> Lys)
W41808799	B.1.36.18	0					Assigned from designation hash.	4.1.3	v1.15.1	High
W41805394	AL.1	0					Assigned from designation hash.	4.1.3	v1.15.1	High
W41809402	B.1.469	0					Usher placements: B.1.469(1/1)	4.1.3	v1.15.1	C681 (Pro -> His)
W41809395	B.1.469	0					Assigned from designation hash.	4.1.3	v1.15.1	C681 (Pro -> His)
W41809377	B.1.243	0					Assigned from designation hash.	4.1.3	v1.15.1	C681 (Pro -> His)
W41907070	P.2	0		Zeta (P.2-like)	0.86	0.14	Assigned from designation hash.	4.1.3	v1.15.1	C484 (Glu -> Lys)
W41907062	P.2	0		Zeta (P.2-like)	0.86	0.14	Assigned from designation hash.	4.1.3	v1.15.1	C484 (Glu -> Lys)
W41906025	B.1.2	0					Usher placements: B.1.2(1/1)	4.1.3	v1.15.1	C179 (Asn -> Lys)
W42002970	B.1.36.18	0					Usher placements: B.1.36.18(1/1)	4.1.3	v1.15.1	Medium
W42005505	B.1.2	0					Assigned from designation hash.	4.1.3	v1.15.1	C179 (Asn -> Lys)
W42004805	B.1.36.38	0					Assigned from designation hash.	4.1.3	v1.15.1	Medium
W42005597	AM.4	0					Assigned from designation hash.	4.1.3	v1.15.1	C484 (Glu -> Lys)
W42204655	B.1.2	0					Assigned from designation hash.	4.1.3	v1.15.1	C179 (Asn -> Lys)
W42104455	B.1.243	0					Assigned from designation hash.	4.1.3	v1.15.1	C681 (Pro -> His)
W42205151	P.2	0		Zeta (P.2-like)	0.86	0.14	Assigned from designation hash.	4.1.3	v1.15.1	C484 (Glu -> Lys)
W42103083	B.1.36.18	0					Usher placements: B.1.36.18(1/1)	4.1.3	v1.15.1	Low
W42203027	B.1.2	0					Assigned from designation hash.	4.1.3	v1.15.1	C179 (Asn -> Lys)
W42207759	B.1.2	0					Assigned from designation hash.	4.1.3	v1.15.1	C179 (Asn -> Lys)

Supplementary Table 3. Pangolin output of whole genome sequencing results.

Name	Sequence
S_Rbd_V2_For_well-BC_1	acactcttccctacacgacgctctccgatct ACGTA ACCTTTTGAGAGAGATATTTCAACTGA
S_Rbd_V2_For_well-BC_2	acactcttccctacacgacgctctccgatct CGTAC ACCTTTTGAGAGAGATATTTCAACTGA
S_Rbd_V2_For_well-BC_3	acactcttccctacacgacgctctccgatct GTACC ACCTTTTGAGAGAGATATTTCAACTGA
S_Rbd_V2_For_well-BC_4	acactcttccctacacgacgctctccgatct TACGG ACCTTTTGAGAGAGATATTTCAACTGA
S_Rbd_V2_For_well-BC_5	acactcttccctacacgacgctctccgatct AGGAC ACCTTTTGAGAGAGATATTTCAACTGA
S_Rbd_V2_For_well-BC_6	acactcttccctacacgacgctctccgatct TTCG ACCTTTTGAGAGAGATATTTCAACTGA
S_Rbd_V2_For_well-BC_7	acactcttccctacacgacgctctccgatct GAAGT ACCTTTTGAGAGAGATATTTCAACTGA
S_Rbd_V2_For_well-BC_8	acactcttccctacacgacgctctccgatct TCCTA ACCTTTTGAGAGAGATATTTCAACTGA
S_Rbd_V2_For_well-BC_9	acactcttccctacacgacgctctccgatct AGTGC ACCTTTTGAGAGAGATATTTCAACTGA
S_Rbd_V2_For_well-BC_10	acactcttccctacacgacgctctccgatct CTATG ACCTTTTGAGAGAGATATTTCAACTGA
S_Rbd_V2_For_well-BC_11	acactcttccctacacgacgctctccgatct GATAC ACCTTTTGAGAGAGATATTTCAACTGA
S_Rbd_V2_For_well-BC_12	acactcttccctacacgacgctctccgatct TCACG ACCTTTTGAGAGAGATATTTCAACTGA
S_Rbd_V2_For_well-BC_13	acactcttccctacacgacgctctccgatct AGCGT ACCTTTTGAGAGAGATATTTCAACTGA
S_Rbd_V2_For_well-BC_14	acactcttccctacacgacgctctccgatct CTGAC ACCTTTTGAGAGAGATATTTCAACTGA
S_Rbd_V2_For_well-BC_15	acactcttccctacacgacgctctccgatct GATCG ACCTTTTGAGAGAGATATTTCAACTGA
S_Rbd_V2_For_well-BC_16	acactcttccctacacgacgctctccgatct TCGGA ACCTTTTGAGAGAGATATTTCAACTGA
S_Rbd_V2_Rev_well-BC_1	gtgactggagttcagacgctgtgctctccgatct GCTAC ACTACTACTCTGTATGGTTGGT
S_Rbd_V2_Rev_well-BC_2	gtgactggagttcagacgctgtgctctccgatct TGACG ACTACTACTCTGTATGGTTGGT
S_Rbd_V2_Rev_well-BC_3	gtgactggagttcagacgctgtgctctccgatct ATCGT ACTACTACTCTGTATGGTTGGT
S_Rbd_V2_Rev_well-BC_4	gtgactggagttcagacgctgtgctctccgatct CAGTA ACTACTACTCTGTATGGTTGGT
S_Rbd_V2_Rev_well-BC_5	gtgactggagttcagacgctgtgctctccgatct GTAC ACTACTACTCTGTATGGTTGGT
S_Rbd_V2_Rev_well-BC_6	gtgactggagttcagacgctgtgctctccgatct TAGCG ACTACTACTCTGTATGGTTGGT
S_Rbd_V2_Rev_well-BC_7	gtgactggagttcagacgctgtgctctccgatct ACTGT ACTACTACTCTGTATGGTTGGT
S_Rbd_V2_Rev_well-BC_8	gtgactggagttcagacgctgtgctctccgatct CGATA ACTACTACTCTGTATGGTTGGT
S_Rbd_V2_Rev_well-BC_9	gtgactggagttcagacgctgtgctctccgatct GTTGC ACTACTACTCTGTATGGTTGGT
S_Rbd_V2_Rev_well-BC_10	gtgactggagttcagacgctgtgctctccgatct TAATG ACTACTACTCTGTATGGTTGGT
S_Rbd_V2_Rev_well-BC_11	gtgactggagttcagacgctgtgctctccgatct ACGTA ACTACTACTCTGTATGGTTGGT
S_Rbd_V2_Rev_well-BC_12	gtgactggagttcagacgctgtgctctccgatct CGTCA ACTACTACTCTGTATGGTTGGT
S_Rbd_V2_Rev_well-BC_13	gtgactggagttcagacgctgtgctctccgatct GTAGC ACTACTACTCTGTATGGTTGGT
S_Rbd_V2_Rev_well-BC_14	gtgactggagttcagacgctgtgctctccgatct TACTG ACTACTACTCTGTATGGTTGGT
S_Rbd_V2_Rev_well-BC_15	gtgactggagttcagacgctgtgctctccgatct AGTAC ACTACTACTCTGTATGGTTGGT
S_Rbd_V2_Rev_well-BC_16	gtgactggagttcagacgctgtgctctccgatct CTACG ACTACTACTCTGTATGGTTGGT
S_Rbd_V2_Rev_well-BC_17	gtgactggagttcagacgctgtgctctccgatct GACGT ACTACTACTCTGTATGGTTGGT
S_Rbd_V2_Rev_well-BC_18	gtgactggagttcagacgctgtgctctccgatct TCGTA ACTACTACTCTGTATGGTTGGT
S_Rbd_V2_Rev_well-BC_19	gtgactggagttcagacgctgtgctctccgatct AGCAC ACTACTACTCTGTATGGTTGGT
S_Rbd_V2_Rev_well-BC_20	gtgactggagttcagacgctgtgctctccgatct TCGCG ACTACTACTCTGTATGGTTGGT
S_Rbd_V2_Rev_well-BC_21	gtgactggagttcagacgctgtgctctccgatct GATTG ACTACTACTCTGTATGGTTGGT
S_Rbd_V2_Rev_well-BC_22	gtgactggagttcagacgctgtgctctccgatct CAATA ACTACTACTCTGTATGGTTGGT
S_Rbd_V2_Rev_well-BC_23	gtgactggagttcagacgctgtgctctccgatct AGCCA ACTACTACTCTGTATGGTTGGT
S_Rbd_V2_Rev_well-BC_24	gtgactggagttcagacgctgtgctctccgatct CTGGC ACTACTACTCTGTATGGTTGGT

Supplementary Table 4: S-Rbm-well-BC primer list.

Variant of Concern	Worldwide Emergence (Location)	Worldwide Emergence (Date)	First Case Detected by C19-SPAR-Seq
Alpha (B.1.1.7)	United Kingdom	September 2020	December 2020
Beta (B.1.351)	South Africa	May 2020	December 2020
Gamma (P.1)	Brazil	November 2020	January 2021
Delta (B.1.617.2)	India	October 2020	June 2021
Omicron (B.1.1.529)	South Africa	November 2021	November 2021
Omicron (BA.2)	South Africa	November 2021	December 2021
Omicron (BA.3)	South Africa	November 2021	December 2021
Omicron (BA.4)	South Africa	January 2022	May 2022
Omicron (BA.5)	South Africa	February 2022	May 2022
Omicron (XBB)	India	August 2022	November 2022
Omicron (XBB. 1.5)	United States	October 2022	December 2022

Supplementary Table 5. Date of first detection of global variants of concern within Toronto.

Date	# Fig 3	status	Milestone	Web link
January 23th, 2021	1	Closing	Stay-at-home order for all Ontario, eg: Province under a provinciewide Stay-at-Home order, requiring everyone to remain at home except for essential purposes, such as going to the grocery store or pharmacy, accessing health care services (including getting vaccinated), for outdoor exercise with your household in your home community, or for work that cannot be done remotely	https://news.ontario.ca/en/release/60261/ontario-extending-stay-at-home-order-across-most-of-the-province-to-save-lives
February 8th, 2021	2	Opening	Return to the classroom in-person learning for regions other than Peel, Toronto, York	https://toronto.citynews.ca/2021/03/11/timeline-a-year-of-pandemic-life/
February 16th, 2021	3	Opening	Stay-at-home order lifted; return to classroom in-person learning for Peel, Toronto, York	https://news.ontario.ca/en/release/60228/enhanced-safety-measures-in-place-as-in-person-learning-resumes-across-ontario
February 22nd, 2021	4	Closing	Back to stay-at-home order	https://news.ontario.ca/en/release/60261/ontario-extending-stay-at-home-order-across-most-of-the-province-to-save-lives
March 8th, 2021	5	Opening	Stay-at-home order lifted	https://news.ontario.ca/en/release/60261/ontario-extending-stay-at-home-order-across-most-of-the-province-to-save-lives
April 3rd, 2021	6	Closing	Return to stay at home	https://toronto.citynews.ca/2021/03/08/covid-19-grey-zone-toronto-peel/
April 19 2021	7	Closing	Return to remote learning	https://news.ontario.ca/en/release/61106/ontario-moves-schools-to-remote-learning-following-spring-break
June 1st, 2021	8		Start of daily SPAR-seq testing	https://globalnews.ca/news/7743332/ontario-covid-stay-at-home-order/
June 2 2021	9	Closing	Ontario continues remote learning until end of school year	https://news.ontario.ca/en/release/1000251/remote-learning-to-continue-across-ontario-for-the-remainder-of-school-year
June 11th, 2021	10	Opening	Reopening phase 1 including loosening of restrictions to outdoor areas/gatherings ("Step 1 of the Roadmap To Reopen plan") (https://news.ontario.ca/en/background/1000159/roadmap-to-reopen)	https://news.ontario.ca/en/release/1000279/ontario-to-move-to-step-one-of-roadmap-to-reopen-on-june-11
June 30th, 2021	11	Opening	Reopening phase 2 including loosening of restrictions in some indoor and further outdoor areas ("Step 2 of the Roadmap To Reopen plan") (https://news.ontario.ca/en/background/1000159/roadmap-to-reopen)	https://news.ontario.ca/en/release/1000399/ontario-moving-to-step-two-of-roadmap-to-reopen-on-june-30
July 16 2021	12	Opening	Reopening phase 3 including further loosening of restrictions in indoor areas ("Step 3 of the Roadmap To Reopen plan") (https://news.ontario.ca/en/background/1000159/roadmap-to-reopen)	https://news.ontario.ca/en/release/1000501/ontario-moving-to-step-three-of-roadmap-to-reopen-on-july-16
Sep 8 2021	13	Opening	Return to in person learning	https://www.ontario.ca/document/covid-19-health-safety-and-operational-guidance-schools-2021-2022
Oct 25 2021	14	Opening	Ontario will lift capacity limits, including physical distancing requirements, in the vast majority of settings where proof	https://news.ontario.ca/en/release/1001027/ontario-releases-plan-to
November 30th, 2021	15	Closing	Border measures: Entry prohibitions for travellers coming from 13 African countries as response to first reported	https://www.ctvnews.ca/health/coronavirus/canada-bans-travellers-
Dec 19 2021	16	Closing	Ontario returns to restrictions on indoor settings as response to increasing cases	https://toronto.ctvnews.ca/ontario-slashing-gathering-sizes-reducing-
December 31th, 2021	17		End of systematic COVID19 screening for the public	https://news.ontario.ca/en/background/1001387/updated-eligibility-
January 5 2022	18	Closing	Return to step 2 of "Roadmap to Reopen Plan", schools closed	https://news.ontario.ca/en/release/1001394/ontario-temporarily-

Supplementary Table 6. List of dates and descriptions of non-pharmaceutical interventions and other relevant events in the GTA from January 2021 to January 2022.

Variant	Input Samples (total 1110)	Samples producing an S-Rbm sequence	S-Rbm Output Sequences (total count, not unique)	S-Rbm Unique Output Sequences	Samples producing an S-Pbs sequence	S-Pbs Output Sequences (total count, not unique)	S-Pbs Unique Output Sequences
WT	301	145 (48.17%)	225	13	1 (0.33%)	1	1
Alpha	75	38 (50.67%)	63	5	4 (5.33%)	4	1
Delta	193	12 (6.23%)	15	6	6 (3.11%)	7	4
Omicron B.1.1.529	541	33 (6.1%)	38	5	10 (1.85%)	10	2

Supplementary Table 7. Summary of samples from different VOCs used for pQS analysis and the sequences outputted by the analysis.