

Supplementary Information

Genetic *SNUPN* variants cause spinocerebellar atrophy by disrupting global splicing in Purkinje cells

Mariko Okubo¹⁾, Megumu Ogawa¹⁾, Nobuyuki Eura¹⁾, Yukiko U. Inoue²⁾, Ken-ichi Dewa³⁾, Tomohiro Owa²⁾, Satoshi Miyashita²⁾, Terumi Murakami⁴⁾, Hisayoshi Nakamura⁵⁾, Shinichiro Hayashi¹⁾, Ikuya Nonaka¹⁾, Katsuhisa Ogata⁴⁾, Mikio Hoshino²⁾, Takayoshi Inoue²⁾, Ichizo Nishino^{1), 5)}, Satoru Noguchi¹⁾

1) Department of Neuromuscular Research, National Institute of Neuroscience, National Center of Neurology and Psychiatry, Tokyo, Japan.

2) Department of Biochemistry and Cellular Biology, National Institute of Neuroscience, National Center of Neurology and Psychiatry, Tokyo, Japan.

3) Laboratory for Glia-Neuron Circuit Dynamics, RIKEN Center for Brain Science, Saitama, Japan
Department of Neurology, NHO Higashisaitama Hospital, Saitama, Japan.

4) Medical Genome Center, National Institute of Neuroscience, National Center of Neurology and Psychiatry, Tokyo, Japan.

Table S1. List of genes specifically expressed in PC

Gene	NCBI Accession	Gene	NCBI Accession
<i>4930567K20Rik</i>	NR_046010.1	<i>Kalrn</i>	XM_148399.5
<i>4930587E11Rik</i>	NR_131017.1	<i>Kcnab1</i>	NM_010597.2
<i>9530059O14Rik</i>	NR_015610.2	<i>Kcnd3</i>	NM_019931.1
<i>9630028H03Rik</i>	NR_015544.2	<i>Kcnh7</i>	NM_133207.1
<i>A330015K06Rik</i>	NR_126080.1	<i>Kcnip1</i>	NM_027398.2
<i>Aars2</i>	NM_198608.2	<i>Kcnj10</i>	NM_020269.3
<i>Abat</i>	NM_172961.2	<i>Kcnma1</i>	NM_010610.1
<i>Abcd2</i>	NM_011994.1	<i>Kcnq2</i>	NM_001003825.1
<i>Abr</i>	NM_198018.1	<i>Khdrbs2</i>	NM_133235.2
<i>Adam23</i>	NM_011780.1	<i>Kife2</i>	NM_010630.1
<i>Adamts4</i>	NM_172845.1	<i>Kirrel2</i>	NM_172898.1
<i>Adcy1</i>	mCT186681.0.0	<i>Kiitl</i>	NM_013598.1
<i>Add3</i>	NM_013758.2	<i>Klc2</i>	NM_008451.1
<i>Adgrb3</i>	NM_175642.4	<i>Ksr2</i>	NM_177751.2
<i>Adrbk1 (Grk2)</i>	NM_130863.1	<i>Large1</i>	NM_001317391.1
<i>Actr3</i>	NM_023735.1	<i>Lhfp13</i>	XM_485569.1
<i>Afap112</i>	NM_146102.1	<i>Lingo2</i>	NM_175516.2
<i>Aff1</i>	5830443C17.1	<i>Lpcat4</i>	NM_207206.1
<i>Agbl4</i>	XM_485427.1	<i>Lrch1</i>	XM_484393.1
<i>Agmo</i>	NM_178767.2	<i>Lrfn5</i>	NM_178714.2
<i>Agtpbp1</i>	NM_023328.1	<i>Lrp5</i>	NM_008513.1
<i>Ahi1</i>	NM_026203.1	<i>Lrp8</i>	NM_053073.1
<i>Akap6</i>	XM_484140.1	<i>Lrrfip1</i>	NM_008515.1
<i>Aldh5a1</i>	NM_172532.1	<i>Lrrtm4</i>	NM_178731.2
<i>Ank2</i>	NM_178655.2	<i>Macrod2</i>	XM_355346.2
<i>Anks1b</i>	XM_618798.1	<i>Magi2</i>	NM_015823.1
<i>Ano10</i>	NM_133979.1	<i>Maoa</i>	NM_173740.1
<i>App</i>	NM_007471.2	<i>Map1a</i>	XM_194040.4
<i>Ar</i>	NM_013476.2	<i>Map1b</i>	NM_008634.1
<i>Arap2</i>	XM_132099.6	<i>Map2</i>	NM_008632.1
<i>Arhgap20</i>	NM_175535.3	<i>Mapk1</i>	NM_011949.2
<i>Arhgap26</i>	NM_175164.2	<i>Mapk8ip2</i>	NM_021921.2
<i>Arhgap31</i>	NM_020260.1	<i>Mast4</i>	XM_283179.3
<i>Arhgap32</i>	NM_177379.2	<i>Mdga2</i>	NM_207010.1
<i>Arhgap5</i>	NM_009706.1	<i>Mdm4</i>	NM_008575.2
<i>Arhgef33</i>	NM_001145452.1	<i>Mef2c</i>	NM_025282.1
<i>Astn2</i>	NM_019514.2	<i>Meg3</i>	NM_144513.1
<i>Atg4d</i>	NM_153583.8	<i>Mettl16</i>	NM_026197.1
<i>Atl2</i>	NM_019717.1	<i>Mfsd11</i>	NM_178620.2
<i>Atm</i>	NM_007499.1	<i>Mthfr</i>	NM_010840.2
<i>Atp2a3</i>	NM_016745.2	<i>Mtpn</i>	NM_008098.2
<i>Atp2b2</i>	NM_009723.1	<i>Mtss1</i>	NM_144800.1
<i>Atrnl1</i>	NM_181415.4	<i>Muc3</i>	XM_355711.2
<i>Atxn1</i>	NM_009124.2	<i>Myo10</i>	NM_019472.1
<i>Atxn2</i>	TC1461838.1	<i>Napb</i>	NM_019632.1
<i>Auts2</i>	NM_001363480.1	<i>Nbea</i>	TC1429975.1
<i>Axin1</i>	NM_009733.1	<i>Ncam1</i>	NM_010875.2
<i>Bax</i>	NM_007527.2	<i>Ncoa1</i>	NM_010881.1
<i>Bcl11a</i>	NM_016707.1	<i>Ndnf</i>	NM_172399.1
<i>Bcl2</i>	NM_009741.2	<i>Ndrp4</i>	NM_145602.1
<i>Bdnf</i>	NM_007540.3	<i>Ndst1</i>	NM_008306.2
<i>Bzap1</i>	NM_172449.1	<i>Ndufa5</i>	NM_026614.1
<i>Cacna1a</i>	NM_007578.1	<i>Nell1</i>	NM_177413.2
<i>Cacna1b</i>	NM_007579.1	<i>Neurog1</i>	NM_010896.2

<i>Cacna1c</i>	NM_009781.1	<i>Neurog2</i>	NM_009718.2
<i>Cacna1d</i>	NM_028981.1	<i>Ngfr</i>	NM_033217.1
<i>Cacna1g</i>	NM_009783.1	<i>Nktr</i>	NM_010918.1
<i>Cacna1s</i>	XM_358335.2	<i>Nlgn1</i>	NM_138666.2
<i>Cacna2d2</i>	NM_020263.2	<i>Nlgn2</i>	NM_198862.2
<i>Cacnb4</i>	TC1462712.1	<i>Nmdar</i>	NM_001372558.1
<i>Calb1</i>	TC1568100.1	<i>Nova2</i>	NM_001029877.3
<i>Calb2</i>	NM_007586.1	<i>Nptxr</i>	NM_028763.2
<i>Camk2b</i>	NM_007595.2	<i>Nrcam</i>	NM_176930.2
<i>Camk2n2</i>	NM_028420.2	<i>Nrk</i>	NM_013724.1
<i>Camk4</i>	NM_009793.1	<i>Nrp2</i>	NM_010939.1
<i>Camta1</i>	XM_355539.2	<i>Nrxn3</i>	NM_172544.1
<i>Car8</i>	NM_007592.1	<i>Nsd1</i>	NM_008739.1
<i>Casc4</i>	NM_177054.3	<i>Ntrk2</i>	NM_008745.1
<i>Cask</i>	NM_009806.1	<i>Ntrk3</i>	NM_008746.4
<i>Ccdc64 (Bicdl1)</i>	XM_132372.3	<i>Nup93</i>	NM_172410.1
<i>Ccdc85a</i>	NM_181577.2	<i>Nwd2</i>	XM_132047.4
<i>Ccdc88a</i>	NM_176841.2	<i>Olig2</i>	NM_016967.1
<i>Cck</i>	NM_031161.1	<i>Olig3</i>	NM_053008.1
<i>Cd38</i>	NM_007646.2	<i>Omp</i>	NM_011010.2
<i>Cdc42</i>	NM_009861.1	<i>Oxsr1</i>	XM_135264.5
<i>Cdh12</i>	NM_001008420.1	<i>P2rx4</i>	NM_011026.1
<i>Cdh18</i>	XM_354862.2	<i>Paxbp1</i>	XM_358888.2
<i>Cdk14</i>	NM_011074.1	<i>Pbrm1</i>	NM_025847.1
<i>Celf2</i>	NM_010160.1	<i>Pcdh19</i>	XM_205287.3
<i>Cend1</i>	NM_021316.2	<i>Pcp2</i>	NM_008790.1
<i>Cep126</i>	NM_001045524.2	<i>Pcp4</i>	NM_008791.1
<i>Chd5</i>	XM_196334.4	<i>Pcsk6</i>	XM_355911.2
<i>Chgb</i>	NM_007694.1	<i>Pde5a</i>	NM_153422.1
<i>Clmn</i>	NM_053155.1	<i>Pde9a</i>	NM_008804.2
<i>Clstn3</i>	NM_153508.2	<i>Per1</i>	NM_011065.2
<i>Cntnap1</i>	NM_016782.1	<i>Phactr2</i>	XM_125520.5
<i>Cntn1</i>	NM_007727.1	<i>Pkp4</i>	NM_026361.1
<i>Cntn3</i>	NM_008779.1	<i>Plcb1</i>	NM_019677.1
<i>Cntn5</i>	XM_146640.5	<i>Plcb4</i>	NM_013829.1
<i>Cntnap2</i>	NM_001004357.0	<i>Plcx2</i>	XM_484546.1
<i>Cntnap5a</i>	NM_001371013.1	<i>Plekhdl1</i>	XM_126991.4
<i>Cntnap5b</i>	NM_172851.1	<i>Pmpca</i>	NM_173180.2
<i>Cntnap5c</i>	NM_001081653.2	<i>Poldip3</i>	NM_178627.1
<i>Col18a1</i>	NM_009929.2	<i>Polrmt</i>	NM_172551.1
<i>Corin</i>	NM_016869.1	<i>Ppp1r16b</i>	NM_153089.2
<i>Cpeb1</i>	NM_007755.1	<i>Ppp1r17</i>	NM_011153.2
<i>Cpne1</i>	NM_170590.1	<i>Ppp1r1b</i>	NM_144828.1
<i>Cpne9</i>	NM_170673.3	<i>Ppp4r4</i>	NM_028980.1
<i>Cpsfl</i>	NM_053193.1	<i>Prex1</i>	XM_485102.1
<i>Crhr1</i>	NM_007762.2	<i>Prex2</i>	XM_129358.3
<i>Csdc2</i>	NM_145473.1	<i>Prkcg</i>	NM_011102.2
<i>Csde1</i>	NM_144901.2	<i>Prkg1</i>	NM_011160.1
<i>Cttmbp2</i>	XM_289703.3	<i>Prpf38b</i>	NM_025845.1
<i>Ctxn2</i>	C630031J20.1	<i>Ptbp1</i>	NM_008956.1
<i>Cwf19l1</i>	XM_129328.5	<i>Ptchd4</i>	XM_140020.3
<i>Dab1</i>	NM_010014.1	<i>Pten</i>	NM_008960.2
<i>Dach1</i>	NM_007826.1	<i>Ptfla</i>	NM_018809.1
<i>Ddx26b</i>	NM_172779.1	<i>Ptprm</i>	NM_008984.1
<i>Ddx55</i>	NM_026409.4	<i>Ptprz1</i>	XM_358362.2
<i>Dgkb</i>	NM_178681.2	<i>Pura</i>	NM_008989.4

<i>Dgkg</i>	NM_138650.1	<i>Pvalb</i>	NM_013645.2
<i>Dgkh</i>	XM_484397.1	<i>Rabggtb</i>	NM_011231.1
<i>Dgki</i>	XM_355752.2	<i>Rasal2</i>	XM_355247.3
<i>Dgkz</i>	NM_138306.1	<i>Rb1</i>	NM_009029.1
<i>Disp2</i>	NM_170593.1	<i>Rbfox1</i>	NM_021477.2
<i>Dkk3</i>	NM_015814.2	<i>Rbfox2</i>	NM_053104.3
<i>Dlg2</i>	NM_011807.1	<i>Rbms1</i>	NM_020296.1
<i>Dmd</i>	NM_007868.1	<i>Rbms3</i>	NM_178660.2
<i>Dmxl2</i>	XM_358382.2	<i>Rel12</i>	NM_153793.2
<i>Dner</i>	NM_152915.1	<i>Reln</i>	NM_011261.1
<i>Dpp10</i>	NM_199021.2	<i>Rgs7bp</i>	NM_029879.1
<i>Dscam</i>	NM_031174.2	<i>Rgs8</i>	NM_026380.2
<i>Ebf1</i>	NM_007897.1	<i>Rictor</i>	NM_030168.2
<i>Ebf2</i>	NM_010095.2	<i>Rims2</i>	NM_053271.1
<i>Efr3a</i>	NM_133766.1	<i>Robo2</i>	NM_175549.2
<i>Egfm1</i>	XM_130829.4	<i>Rora</i>	NM_013646.1
<i>Elmo1</i>	NM_080288.1	<i>Rreb1</i>	XM_127279.5
<i>Emd</i>	NM_007927.1	<i>Ryr1</i>	NM_009109.1
<i>Eml6</i>	NM_146016.1	<i>Sacs</i>	NM_172809.1
<i>Enho</i>	NM_027147.1	<i>Sam68 (Khdrbs1)</i>	NM_011317.2
<i>Epb4.113</i>	NM_013813.1	<i>Scg3</i>	NM_009130.1
<i>Epha4</i>	NM_007936.2	<i>Scn1a</i>	XM_619757.1
<i>Epha5</i>	NM_007937.1	<i>Scn1b</i>	NM_011322.2
<i>Epha6</i>	NM_007938.1	<i>Scn8a</i>	NM_011323.1
<i>Erc2</i>	NM_177814.3	<i>Sema3a</i>	NM_009152.2
<i>Ercc6l</i>	NM_146235.2	<i>Setx</i>	NM_198033.1
<i>Etl4</i>	TC1571230.1	<i>Sez6l2</i>	NM_144926.2
<i>Exosc8</i>	NM_027148.2	<i>Sf3a1</i>	NM_026175.3
<i>Fam107b</i>	NM_025626.3	<i>Sf3b1</i>	NM_031179.1
<i>Fam149b</i>	NM_172379.1	<i>Sgcz</i>	NM_145841.1
<i>Fam184b</i>	NM_021416.2	<i>Shank1</i>	NM_001034115.1
<i>Far2</i>	NM_178797.2	<i>Shank2</i>	XM_146170.3
<i>Fbxo33</i>	XM_127032.3	<i>Shh</i>	NM_009170.2
<i>Fcor</i>	XM_358687.2	<i>Shisa6</i>	XM_354612.2
<i>Fmr1</i>	NM_008031.2	<i>Slc12a5</i>	NM_020333.1
<i>Foxp1</i>	NM_053202.1	<i>Slc17a8</i>	NM_182959.2
<i>Foxp2</i>	NM_053242.3	<i>Slc1a3</i>	NM_148938.2
<i>Foxp4</i>	NM_028767.1	<i>Slc1a6</i>	NM_009200.1
<i>Frmd4a</i>	NM_172475.2	<i>Slc35f1</i>	NM_178675.3
<i>Frmd5</i>	NM_172673.2	<i>Slc4a10</i>	NM_033552.1
<i>Frmpd3</i>	NM_177750.2	<i>Slc6a8</i>	NM_133987.1
<i>Frmpd4</i>	XM_285569.3	<i>Slc9a1</i>	NM_016981.1
<i>Fsd1</i>	NM_183178.1	<i>Slc9a3</i>	XM_127434.4
<i>Fubp1</i>	NM_057172.1	<i>Slc9a6</i>	NM_172780.1
<i>Fxyd7</i>	NM_022007.1	<i>Snap25</i>	NM_011428.2
<i>Gabra1</i>	NM_010250.2	<i>Sncb</i>	NM_033610.2
<i>Gabrb2</i>	NM_172432.1	<i>Snhg11</i>	NM_175692.2
<i>Gabrb3</i>	NM_008071.2	<i>Sntg1</i>	NM_027671.3
<i>Gabrg2</i>	NM_008073.1	<i>Snx14</i>	NM_172926.1
<i>Galnt13</i>	NM_173030.1	<i>Sos1</i>	NM_009231.1
<i>Garnl3</i>	NM_178888.3	<i>Sox5</i>	NM_011444.1
<i>Gdnf</i>	NM_010275.1	<i>Spock3</i>	NM_023689.2
<i>Gfod1</i>	XM_488675.1	<i>Sptan1</i>	XM_207079.3
<i>Gfra1</i>	NM_010279.2	<i>Sptbn2</i>	NM_021287.2
<i>Gm14033</i>	NSMUST00000128307	<i>Srgap1</i>	XM_125904.3
<i>Gm15336</i>	NSMUST00000128894	<i>Stac</i>	NM_016853.1

<i>Gm26713</i>	NSMUST00000181827.	<i>Stam</i>	NM_011484.2
<i>Gm32647</i>	NSMUST00000206116.	<i>Stat3</i>	NM_011486.3
<i>Gm35188</i>	NSMUST00000218869	<i>Stk39</i>	NM_016866.2
<i>Gm42439</i>	NSMUST00000195931	<i>Stmn3</i>	NM_009133.2
<i>Gm44040</i>	NSMUST00000203360	<i>Strn3</i>	NM_052973.1
<i>Gm44071</i>	NSMUST00000204180	<i>Stx3</i>	NM_011502.1
<i>Gng13</i>	NM_022422.3	<i>Sugp2</i>	NM_172755.2
<i>Gng4</i>	NM_010317.2	<i>Svil</i>	NM_153153.1
<i>Gnptab</i>	NM_001004164.1	<i>Sycp1</i>	NM_011516.1
<i>Gpc6</i>	NM_011821.1	<i>Syn1</i>	NM_013680.1
<i>Gria2</i>	NM_013540.1	<i>Syndig1</i>	XM_485077.1
<i>Gria3</i>	NM_016886.1	<i>Syt14</i>	NM_181546.2
<i>Gria4</i>	NM_019691.2	<i>Tbl1xr1</i>	NM_030732.3
<i>Grid2</i>	NM_008167.1	<i>Tbp</i>	NM_013684.1
<i>Grid2ip</i>	NM_001159321.2	<i>Tbpl1</i>	NM_011603.2
<i>Grik1</i>	NM_146072.1	<i>Tenn2</i>	NM_011856.2
<i>Grin1</i>	NM_008169.1	<i>Tenn3</i>	NM_011857.2
<i>Grip1</i>	NM_028736.1	<i>Tenn4</i>	NM_011858.1
<i>Grm1</i>	NM_016976.1	<i>Thsd7a</i>	XM_287555.3
<i>Grm5</i>	XM_149971.4	<i>Thy1</i>	NM_009382.2
<i>Grm7</i>	XM_144986.3	<i>Tpp1</i>	NM_009906.2
<i>Gstm1</i>	NM_010358.2	<i>Trabd2b</i>	NM_001085549.1
<i>Hdac9</i>	NM_024124.2	<i>Traf6</i>	NM_009424.2
<i>Heatr5a</i>	NM_177171.3	<i>Trim32</i>	NM_053084.1
<i>Hepacam</i>	NM_175189.2	<i>Trim9</i>	NM_053167.1
<i>Homer3</i>	NM_011984.1	<i>Trpc3</i>	NM_019510.1
<i>Hpcal1</i>	NM_016677.1	<i>Ttll5</i>	XM_126935.5
<i>Hsd11b1</i>	NM_008288.1	<i>Ube3a</i>	NM_011668.1
<i>Hspa12a</i>	NM_175199.1	<i>Ube3b</i>	NM_054093.1
<i>Hspa14</i>	NM_015765.1	<i>Unc5b</i>	NM_029770.1
<i>Htr1b</i>	NM_010482.1	<i>Unc5d</i>	NM_153135.1
<i>Htt</i>	NM_010414.1	<i>Upf1</i>	NM_030680.1
<i>Huwel</i>	XM_136108.4	<i>Vav3</i>	NM_020505.1
<i>Iltifb</i>	NM_054079.2	<i>Vps13d</i>	XM_204062.4
<i>Immp2l</i>	NM_053122.2	<i>Vstm2l</i>	NM_198627.2
<i>Inpp1</i>	NM_008384.1	<i>Washc2</i>	NM_026585.3
<i>Inpp4a</i>	NM_030266.1	<i>Wnt3</i>	NM_009521.1
<i>Inpp5a</i>	NM_183144.1	<i>Wwox</i>	NM_019573.2
<i>IREB2</i>	XM_134910.4	<i>Zdhhc14</i>	NM_146073.3
<i>Itgb3</i>	NM_016780.1	<i>Zfand4</i>	XM_132758.5
<i>Itpka</i>	NM_146125.1	<i>Zfp385c</i>	NM_177790.2
<i>Itpr1</i>	NM_010585.5		

Table S2. Genes with splicing abnormalities in PC by MISO analysis

Gene	NCBI Accession (cerereunum)	Splicing pattern	delta Ψ	Event location
<i>Abat</i>	NM_172961.3	SE	-0.06	chr16:8608856:8608893;chr16:8611127:8611294;chr16:8613983:8614129
<i>Abat</i>	NM_172961.3	A5SS	0.2	chr16:8582737:8582782 8582854;chr16:8588886:8588935
<i>Adam23</i>	NM_011780.3	SE	-0.07	chr1:63572887:63572998;chr1:63585365:63585455;chr1:63592608:63596515
<i>Adcy1</i>		SE	0.09	chr11:7165412:7165526;chr11:7166240:7166289;chr11:7167064:7167188
<i>Add3</i>	NM_013758.4	SE	0.08	chr19:53242504:53242627;chr19:53244310:53244405;chr19:53244998:53247399
<i>Adrbk1</i>	NM_130863.2	RI	-0.06	chr19:42916414291590;chr19:42913304291239
<i>Agtpbp1</i>	NM_023328.3	MXE	0.08	chr13:59532013:59532076;chr13:59531057:59531203;chr13:59528387:59528518;chr13:59525146:59525239
<i>Agtpbp1</i>	NM_023328.3	A5SS	0.06	chr13:59557286:59557098 59557223;chr13:59544387:59544451
<i>Anks1b</i>		SE	0.05	chr10:90897247:90897426;chr10:90914696:90914767;chr10:90921296:90921424
<i>Anks1b</i>		A3SS	-0.37	chr10:90897247:90897426;chr10:90914693 90914696:90914767
<i>Arhgap26</i>	NM_175164.4	RI	-0.11	chr18:3935755339357663;chr18:3935779939357828
<i>Arhgap26</i>	NM_175164.4	A5SS	0.05	chr18:39357553:39357663 39357828;chr18:39363117:39363208
<i>Asn2</i>	NM_019514.3	A3SS	0.1	chr4:65912561:65912635;chr4:65911785 65911797:65911660
<i>Atm</i>	NM_007499.2	A5SS	-0.06	chr9:53451689:53451549 53451660;chr9:53450518:53450634
<i>Atp2a3</i>	NM_016745.3	SE	0.13	chr11:72988970:72989087;chr11:72989475:72989547;chr11:72991689:72993043
<i>Atp2a3</i>	NM_016745.3	SE	0.09	chr11:72988970:72989087;chr11:72989475:72989560;chr11:72991689:72993043
<i>Atp2a3</i>	NM_016745.3	A3SS	-0.06	chr11:72980127:72980345;chr11:72980439 72980493:72980774
<i>Atxn2</i>		SE	-0.07	chr5:121802948:121803080;chr5:121806222 121806275;chr5:121810851:121810996
<i>Aut2</i>		MXE	0.09	chr5:131445399:131445482;chr5:131443756:131443805;chr5:131443456:131443678;chr5:131437682:131440693
<i>Aut2</i>		A5SS	-0.11	chr5:131472479:131472238 131472259;chr5:131470414:131470458
<i>Bzap1</i>	NM_172449.2	SE	-0.13	chr11:87781945:87782049;chr11:87782660:87782710;chr11:87784736:87785928
<i>Bzap1</i>	NM_172449.2	RI	0.06	chr11:8778168287781753;chr11:8778194587782049
<i>Bzap1</i>	NM_172449.2	A5SS	0.05	chr11:87781302:87781334 87781370;chr11:87781490:87781593
<i>Cacna1a</i>	NM_007578.3	MXE	0.14	chr8:84612285:84612412;chr8:84614695:84614791;chr8:84615574:84615670;chr8:84617792:84617897
<i>Cacna1b</i>	NM_007579.3	A3SS	-0.14	chr2:24685768:24685874;chr2:24679640 24679643:24678876
<i>Cacna1c</i>		MXE	0.2	chr6:118675820:118675949;chr6:118674555:118674614;chr6:118674346:118674405;chr6:118670350:118670456
<i>Cacna1c</i>		A5SS	-0.11	chr6:118630431:118630225 118630399;chr6:118627442:118627570
<i>Cacna1d</i>		MXE	0.25	chr14:30095318:30095428;chr14:30089822:30089905;chr14:30089296:30089379;chr14:30082952:30082996
<i>Cacna1d</i>	NM_028981.3	A3SS	0.1	chr14:30130117:30130204;chr14:30128798 30129848:30128772
<i>Cacna1d</i>	NM_009783.3	A5SS	0.21	chr11:94425977:94425764 94425785;chr11:94418819:94418970
<i>Cacna1g</i>	NM_009783.3	A5SS	0.11	chr11:94425977:94425764 94425785;chr11:94423671:94423724
<i>Cacna1g</i>	NM_009783.3	A3SS	0.05	chr11:94416841:94416911;chr11:94416655 94416704:94416626
<i>Camk2b</i>	NM_007595.5	SE	-0.06	chr11:5979673:5979721;chr11:5976765:5976893;chr11:5972813:5972888
<i>Camk2b</i>	NM_007595.5	SE	0.32	chr11:5988101:5988143;chr11:5987057:5987131;chr11:5982721:5982758
<i>Camk2b</i>	NM_007595.5	RI	0.09	chr11:59728885972813;chr11:5972765972632
<i>Cask</i>	NM_009806.3	A5SS	-0.12	chrX:13786049:13785919 13785937;chrX:13714666:13714771
<i>Cask</i>	NM_009806.3	A3SS	-0.21	chrX:13544514:13544629;chrX:13537826 13537841:13537761
<i>Ccdc64</i>		A5SS	-0.16	chr5:115652986:115652627 115652925;chr5:115651819:115651939
<i>Cdh18</i>		A3SS	0.14	chr15:23445978:23446095;chr15:23460316 23460425:23460567
<i>Chd5</i>		SE	-0.19	chr4:152385433:152385596;chr4:152385724:152385838;chr4:152385949:152386002
<i>Chd5</i>		A3SS	-0.13	chr4:152384485:152384680;chr4:152385433 152385534:152385596
<i>Cntnap5b</i>	NM_172851.2	SE	-0.26	chr1:100369757:100369884;chr1:100370058:100370228;chr1:100379051:100379269
<i>Cpeb1</i>	NM_007755.5	A5SS	0.13	chr7:81356998:81356894 81356909;chr7:81355875:81356011
<i>Cpeb1</i>	NM_007755.5	A3SS	-0.06	chr7:81436203:81436377;chr7:81372200 81372203:81372012
<i>Cpne9</i>	NM_170673.3	SE	0.13	chr6:113283047:113283087;chr6:113283196:113283242;chr6:113283350:113283453
<i>Cpne9</i>	NM_170673.3	RI	0.12	chr6:1132925221 13293064;chr6:1132937091 13293755
<i>Cpne9</i>	NM_170673.3	RI	0.21	chr6:1132925221 13292575;chr6:1132930031 13293064
<i>Crhr1</i>	NM_007762.5	SE	-0.21	chr11:104173306:104173391;chr11:104173595:104173730;chr11:104173889:104173930
<i>Crhr1</i>	NM_007762.5	SE	-0.13	chr11:104153521:104153608;chr11:104163804:104163889;chr11:104169056:104169162
<i>Crhr1</i>	NM_007762.5	SE	0.06	chr11:104153521:104153608;chr11:104159252:104159371;chr11:104163804:104163889
<i>Cttnbp2</i>		A5SS	0.13	chr6:18435446:18433820 18433983;chr6:18427439:18427642
<i>Cwf191l</i>		A3SS	-0.15	chr19:44133000:44133084;chr19:44132148 44132164:44132086
<i>Dab1</i>	NM_010014.3	RI	0.13	chr4:104680070104680108;chr4:104680191 104680382
<i>Ddx26b</i>	NM_172779.4	SE	-0.13	chrX:56493039:56493133;chrX:56494133:56494243;chrX:56496516:56496734
<i>Ddx26b</i>	NM_172779.4	RI	-0.11	chrX:5649303956493133;chrX:5649651656496734
<i>Ddx26b</i>	NM_172779.4	A5SS	0.12	chrX:56506880:56506999 56507062;chrX:56507214:56507843
<i>Dgkb</i>	NM_178681.4	SE	0.54	chr12:38084167:38084243;chr12:38087573:38087593;chr12:38100364:38100517
<i>Dgkh</i>		A5SS	-0.17	chr14:78604550:78604277 78604303;chr14:78603026:78603133
<i>Dgkh</i>		A3SS	-0.09	chr14:78577449:78577557;chr14:78576012 78576017:78575887
<i>Dgkz</i>	NM_138306.2	RI	0.06	chr2:9193408991934056;chr2:9193384291933743
<i>Dgkz</i>	NM_138306.2	A3SS	-0.51	chr2:91936858:91936937;chr2:91936771 91936774:91936702
<i>Dgkz</i>	NM_138306.2	A3SS	-0.07	chr2:91944022:91944099;chr2:91942684 91942814:91942628
<i>Dlg2</i>		SE	-0.06	chr7:92417224:92417323;chr7:92420632:92420673;chr7:92427691:92427741
<i>Dlg2</i>		MXE	-0.16	chr7:92386915:92386990;chr7:92417224:92417323;chr7:92418088:92418133;chr7:92420632:92420673
<i>Dmnl2</i>		A3SS	-0.37	chr9:54398047:54398123;chr9:54396367 54396370:54396240
<i>Ebf1</i>	NM_007897.3	A5SS	-0.18	chr11:44621167:44621230 44621349;chr11:44621921:44621976
<i>Ebf1</i>	NM_007897.3	A3SS	0.14	chr11:44883814:44883931;chr11:44907904 44907907:44908037
<i>Ebf2</i>	NM_010095.6	A3SS	-0.4	chr14:67233292:67233956;chr14:67234826 67234831:67235265
<i>Efr3a</i>		SE	0.19	chr15:65787041:65787246;chr15:65788302:65788381;chr15:65790140:65791351
<i>Egfm1</i>		SE	-0.16	chr3:29657130:29657267;chr3:29662377:29662499;chr3:29668241:29668438
<i>Egfm1</i>		MXE	-0.1	chr3:29153497:29153601;chr3:29357145:29357195;chr3:29513888:29514010;chr3:29582907:29583029
<i>Emd</i>	NM_007927.3	SE	0.08	chrX:74255743:74255876;chrX:74256878:74256924;chrX:74260782:74261548

<i>Eml6</i>	NM_146016.2	A3SS	0.3	chr11:29821639:29821757:chr11:29819092:29819184:29818906:
<i>Epha5</i>	NM_007937.3	A3SS	-0.22	chr5:84150342:84150501:chr5:84142380:84142383:84142278:
<i>Epha5</i>	NM_007937.3	A3SS	0.09	chr5:84331228:84331891:chr5:84237554:84237556:84237399:
<i>Erc2</i>	NM_177814.4	SE	0.23	chr14:28302876:28303010:chr14:28317249:28317314:chr14:28475603:28478537:
<i>Erc2</i>	NM_177814.4	SE	-0.18	chr14:27652687:27653483:chr14:27776159:27776182:chr14:27776826:27777242:
<i>Erc2</i>	NM_177814.4	SE	0.09	chr14:28025033:28025173:chr14:28029434:28029469:chr14:28040343:28040536:
<i>Erc2</i>	NM_177814.4	SE	0.05	chr14:27622442:27622614:chr14:27623683:27623749:chr14:27652687:27653483:
<i>Etl4</i>		SE	-0.14	chr2:20801542:20801661:chr2:20805585:20805662:chr2:20807902:20808024:
<i>Etl4</i>		SE	0.24	chr2:20289894:20290041:chr2:20339922:20340109:chr2:20529959:20530242:
<i>Etl4</i>		SE	0.14	chr2:20798616:20798783:chr2:20801542:20801661:chr2:20807902:20808024:
<i>Etl4</i>		SE	-0.12	chr2:20805585:20805662:chr2:20805775:20807373:chr2:20807902:20808024:
<i>Etl4</i>		SE	0.15	chr2:20743459:20744291:chr2:20759547:20759651:chr2:20760215:20760264:
<i>Exosc8</i>	NM_027148.3	RI	0.28	chr3:5473433254734296:chr3:5473416654734103:
<i>Fam149b</i>	NM_172379.3	SE	0.15	chr14:20356355:20356497:chr14:20358024:20358140:chr14:20363263:20363450:
<i>Fam149b</i>	NM_172379.3	SE	0.08	chr14:20375510:20375613:chr14:20377775:20377999:chr14:20378400:20378523:
<i>Fmr1</i>	NM_008013.3	A3SS	0.07	chrX:68710584:68710779:chrX:68712231 68712306:68712413:
<i>Foxp1</i>	NM_053202.2	A3SS	-0.13	chr6:98945534:98945735:chr6:98945423:98945426:98945347:
<i>Foxp1</i>	NM_053202.2	A3SS	-0.08	chr6:99016528:99016665:chr6:99015510:99015513:99015424:
<i>Foxp2</i>	NM_053242.4	SE	-0.15	chr6:14901349:14901761:chr6:14988323:14988464:chr6:15084482:15084575:
<i>Foxp2</i>	NM_053242.4	SE	-0.08	chr6:15405559:15405642:chr6:15409741:15409942:chr6:15411026:15411102:
<i>Foxp2</i>	NM_053242.4	A5SS	0.12	chr6:15084482:15084575 15084578:chr6:15196951:15197128:
<i>Foxp2</i>	NM_053242.4	A3SS	0.1	chr6:15377681:15377730:chr6:15377870 15377888:15378088:
<i>Foxp2</i>	NM_053242.4	A3SS	0.21	chr6:15376689:15376826:chr6:15377870 15377951:15378088:
<i>Foxp2</i>	NM_053242.4	A3SS	0.17	chr6:15376689:15376826:chr6:15377888 15377951:15378088:
<i>Frm4a</i>	NM_172475.3	SE	0.05	chr2:4605970:4606066:chr2:4607999:4608070:chr2:4610967:4614043:
<i>Frm5</i>	NM_172673.3	A3SS	-0.11	chr2:121548889:121549232:chr2:121547648 121548023:121545529:
<i>Gabra1</i>	NM_010250.5	RI	-0.06	chr11:4218293042182874:chr11:4218238942182166:
<i>Garnl3</i>		A5SS	0.06	chr2:33105023:33104849 33104853:chr2:33085875:33085944:
<i>Gnptab</i>	NM_001004164.2	RI	-0.11	chr10:8837922488379314:chr10:8837946988379535:
<i>Gpc6</i>	NM_011821.3	SE	-0.06	chr14:117888522:117888665:chr14:117892342:117892371:chr14:117951138:117951274:
<i>Gria3</i>	NM_016886.4	SE	0.06	chrX:41654006:41654253:chrX:41654810:41654924:chrX:41669501:41669615:
<i>Gria3</i>	NM_016886.4	SE	0.07	chrX:41654810:41654924:chrX:41669501:41669615:chrX:41672219:41672466:
<i>Gria3</i>	NM_016886.4	SE	0.05	chrX:41654006:41654253:chrX:41654810:41654924:chrX:41672219:41672466:
<i>Grin1</i>	NM_008169.3	A3SS	0.15	chr2:25295792:25295937:chr2:25292128 25292484:25291181:
<i>Grip1</i>		SE	0.24	chr10:119978438:119978607:chr10:119985474:119986484:chr10:119999752:119999938:
<i>Grip1</i>		SE	0.09	chr10:119454034:119454422:chr10:119897715:119897795:chr10:119929901:119930036:
<i>Grip1</i>	NM_028736.2	A3SS	0.13	chr10:119978438:119978607:chr10:119985474 119986332:119986484:
<i>Gstm1</i>	NM_010358.5	A3SS	0.18	chr3:108016328:108016428:chr3:108015118 108015145:108014945:
<i>Hdac9</i>	NM_024124.3	A5SS	-0.11	chr12:34431989:34431863 34431869:chr12:34429498:34429619:
<i>Hspa14</i>	NM_015765.2	A3SS	0.28	chr2:3511015:3511097:chr2:3509020 3509095:3508293:
<i>Htt</i>	NM_010414.3	SE	0.13	chr5:34782742:34782825:chr5:34790267:34790387:chr5:34794105:34794164:
<i>Huwe1</i>		SE	0.19	chrX:151857808:151857913:chrX:151859455:151859688:chrX:151860167:151860268:
<i>Huwe1</i>		SE	-0.27	chrX:151803662:151803802:chrX:151804446:151804540:chrX:151806272:151806407:
<i>Huwe1</i>		SE	0.05	chrX:151803282:151803569:chrX:151803756:151803802:chrX:151806272:151806407:
<i>Huwe1</i>		MXE	-0.08	chrX:151803282:151803569:chrX:151803756:151803802:chrX:151804446:151804540:chrX:151806272:151806407:
<i>Huwe1</i>		A3SS	-0.08	chrX:151923479:151923561 151923606:chrX:151924662:151924761:
<i>Huwe1</i>		A3SS	0.43	chrX:151803662:151803802:chrX:151806272 151806276:151806407:
<i>Inpp4a</i>	NM_030266.4	SE	0.17	chr1:37379922:37380060:chr1:37383339:37383371:chr1:37387698:37387870:
<i>Inpp4a</i>	NM_030266.4	SE	0.12	chr1:37372311:37372419:chr1:37374272:37374289:chr1:37377578:37377761:
<i>Inpp4a</i>	NM_030266.4	SE	0.08	chr1:37372311:37372419:chr1:37374275:37374289:chr1:37377578:37377761:
<i>Inpp5a</i>	NM_183144.3	A5SS	-0.17	chr7:139578182:139578218 139578269:chr7:139578354:139579652:
<i>Kalrn</i>		A5SS	0.21	chr16:34256360:34256152 34256191:chr16:34252225:34252399:
<i>Kalrn</i>		A3SS	-0.18	chr16:34227027:34227146:chr16:34220247 34220274:34220056:
<i>Kalrn</i>		A3SS	0.06	chr16:34016392:34016630:chr16:34014211 34014214:34013958:
<i>Kcnc3</i>		SE	-0.09	chr7:44598384:44598575:chr7:44600869:44600928:chr7:44601869:44604751:
<i>Kcnd3</i>	NM_019931.1	SE	0.05	chr3:105665457:105665546:chr3:105666962:105667018:chr3:105668080:105668327:
<i>Kcnma1</i>	NM_010610.3	A3SS	-0.28	chr14:23309040:23309264:chr14:23300042 23300045:23298694:
<i>Kcnma1</i>	NM_010610.3	A3SS	-0.15	chr14:23306725:23306753:chr14:23300042 23300045:23298694:
<i>Kitl</i>	NM_013598.2	SE	0.12	chr10:10007974:100080130:chr10:100080857:100080940:chr10:100087347:100087456:
<i>Klc2</i>	NM_008451.2	A3SS	-0.12	chr19:5118122:5118408:chr19:5117432 5117469:5117194:
<i>Klc2</i>	NM_008451.2	A3SS	0.08	chr19:5118184:5118298:chr19:5117432 5117469:5117194:
<i>Lpcat4</i>	NM_207206.2	RI	0.41	chr2:1122424761 12242588:chr2:1122427011 12242761:
<i>Lrp8</i>		SE	-0.21	chr4:107847444:107847566:chr4:107850104:107850142:chr4:107851308:107851427:
<i>Lrp8</i>		SE	-0.07	chr4:107843216:107843344:chr4:107846239:107846619:chr4:107847444:107847566:
<i>Lrrtm4</i>		SE	-0.32	chr6:80018877:80019186:chr6:80019554:80019706:chr6:80021614:80024932:
<i>Lrrtm4</i>		A3SS	-0.22	chr6:80018877:80019186:chr6:80019624 80019643:80019706:
<i>Macrod2</i>		SE	-0.08	chr2:142210100:142210144:chr2:142217578:142217661:chr2:142256521:142256631:
<i>Macrod2</i>		A5SS	0.2	chr2:142256521:142256583 142256631:chr2:142261093:142261161:
<i>Magi2</i>	NM_015823.3	SE	0.13	chr5:20534337:20534526:chr5:20543585:20543626:chr5:20550207:20550298:
<i>Mdm4</i>	NM_008575.4	A3SS	-0.07	chr1:133018777:133018884:chr1:133012711 133012714:133012637:
<i>Mef2c</i>	NM_025282.3	SE	-0.36	chr13:83592778:83592981:chr13:83625470:83625607:chr13:83633055:83633241:
<i>Mef2c</i>	NM_025282.3	SE	0.19	chr13:83652814:83652986:chr13:83654598:83654621:chr13:83655507:83655636:
<i>Mef2c</i>	NM_025282.3	MXE	0.06	chr13:83592778:83592981:chr13:83625265:83625408:chr13:83625470:83625607:chr13:83633055:83633241:
<i>Mef2c</i>		A3SS	0.08	chr13:83656217:83656352:chr13:83662307 83662403:83667079:
<i>Meg3</i>		SE	0.05	chr12:109546430:109546542:chr12:109549291:109549371:chr12:109549479:109549552:

<i>Mettl16</i>	NM_026197.3	MXE	0.13	chr11:74795982:74796124:chr11:74800326:74800455:chr11:74802893:74803012:chr11:74803831:74803900:
<i>Mfsd11</i>	NM_178620.3	RI	-0.29	chr11:1168639061:16863946:chr11:1168658911:16865956:
<i>Mfsd11</i>	NM_178620.3	A3SS	-0.08	chr11:116858474:116858581:chr11:116859299 116859324:116859378:
<i>Mfsd11</i>	NM_178620.3	A3SS	0.16	chr11:116858474:116858581:chr11:116859324 116859349:116859378:
<i>Mfsd11</i>	NM_178620.3	A3SS	-0.13	chr11:116858474:116858581:chr11:116859299 116859349:116859378:
<i>Napb</i>	NM_019632.3	RI	0.11	chr2:148709433 148709317:chr2:148707205 148707159:
<i>Napb</i>	NM_019632.3	A5SS	0.21	chr2:148709433:148707159 148709317:chr2:148706946:148707023:
<i>Nell1</i>		SE	-0.06	chr7:50701156:50701251:chr7:50826260:50826400:chr7:50848483:50848676:
<i>Nktr</i>	NM_010918.2	SE	0.06	chr9:121731478:121731565:chr9:121738388:121740075:chr9:121741122:121741151:
<i>Nlgn1</i>	NM_138666.3	A5SS	0.2	chr3:25440077:25439865 25439892:chr3:25435853:25436642:
<i>Nrcam</i>	NM_176930.4	SE	0.11	chr12:44566288:44566412:chr12:44566840:44566869:chr12:44568544:44568645:
<i>Nrcam</i>	NM_176930.4	SE	-0.06	chr12:44532458:44532659:chr12:44535057:44535074:chr12:44537251:44537356:
<i>Nrcam</i>	NM_176930.4	SE	0.15	chr12:44578145:44578180:chr12:44584835:44584987:chr12:44590108:44590239:
<i>Nrp2</i>	NM_010939.3	SE	-0.14	chr1:62786281:62786316:chr1:62812534:62812584:chr1:62815333:62818692:
<i>Nrp2</i>	NM_010939.2	A5SS	0.06	chr1:62786281:62786301 62786316:chr1:62795709:62797091:
<i>Nrp2</i>	NM_010939.3	A5SS	0.19	chr1:62786281:62786301 62786316:chr1:62815333:62818692:
<i>Nrxn3</i>	NM_172544.3	SE	0.14	chr12:89348246:89348449:chr12:89354453:89354479:chr12:89503018:89503137:
<i>Nrxn3</i>		SE	0.06	chr12:88953390:88953616:chr12:88954811:88954911:chr12:89187022:89187323:
<i>Nrxn3</i>		A5SS	0.06	chr12:90283572:90283650 90283659:chr12:90332109:90334933:
<i>Nrxn3</i>	NM_172544.3	A5SS	0.39	chr12:90283572:90283650 90283659:chr12:903321936:90322641:
<i>Nrxn3</i>		A3SS	-0.24	chr12:90283572:90283650:chr12:90331788 90332109:90334933:
<i>P2rx4</i>	NM_011026.3	SE	0.09	chr5:122727198:122727291:chr5:122727399:122727464:chr5:122727745:122727840:
<i>P2rx4</i>	NM_011026.3	SE	-0.07	chr5:122719130:122719226:chr5:122724594:122724674:chr5:122724990:122725131:
<i>Pbrm1</i>		SE	-0.18	chr14:31054158:31054255:chr14:31056236:31056280:chr14:31061469:31061745:
<i>Pbrm1</i>		SE	-0.07	chr14:31022720:31022859:chr14:31023067:31023170:chr14:31025498:31025650:
<i>Pbrm1</i>		SE	0.05	chr14:31107109:31107310:chr14:31110415:31110579:chr14:31113849:31114004:
<i>Pbrm1</i>		SE	-0.06	chr14:31019138:31019293:chr14:31022720:31022859:chr14:31023067:31023179:
<i>Pbrm1</i>		SE	-0.06	chr14:31044624:31044709:chr14:31045330:31045425:chr14:31046332:31046423:
<i>Pbrm1</i>		A5SS	0.06	chr14:31023067:31023170 31023179:chr14:31025498:31025650:
<i>Pbrm1</i>		A3SS	0.05	chr14:31074771:31074982:chr14:31082550 31082553:31082735:
<i>Pcdh19</i>	XM_205287.3	A3SS	-0.25	chrX:133632895:133632953:chrX:133625438 133625441:133625269:
<i>Pcp2</i>		RI	-0.09	chr8:36246323624508:chr8:36235583623377:
<i>Pcsk6</i>		SE	0.36	chr7:66025228:66025407:chr7:66025566:66025604:chr7:66031749:66031851:
<i>Pde9a</i>	NM_008804.4	SE	0.09	chr17:31415280:31415357:chr17:31420245:31420288:chr17:31443166:31443220:
<i>Pde9a</i>	NM_008804.4	SE	-0.07	chr17:31420245:31420288:chr17:31443166:31443220:chr17:31443838:31443908:
<i>Pde9a</i>	NM_008804.4	RI	-0.09	chr17:3145990131460005:chr17:3146017931460261:
<i>Phactr2</i>		MXE	-0.09	chr10:13261766:13261924:chr10:13257577:13257816:chr10:13255310:13255321:chr10:13253342:13253879:
<i>Pkp4</i>	NM_026361.2	SE	-0.1	chr2:59347924:59348041:chr2:59350494:59350622:chr2:59352262:59352335:
<i>Pkp4</i>		SE	0.06	chr2:59214678:59214814:chr2:59266388:59266500:chr2:59289218:59289252:
<i>Pkp4</i>		MXE	0.08	chr2:59214678:59214814:chr2:59266388:59266500:chr2:59289218:59289252:chr2:59305066:59305197:
<i>Pkp4</i>	NM_026361.2	A3SS	-0.06	chr2:59305305:59305492:chr2:59308008 59308085:59308557:
<i>Pkp4</i>	NM_026361.2	A3SS	0.06	chr2:59310102:59310290:chr2:59311694 59311697:59311913:
<i>Plcb1</i>	NM_019677.2	SE	-0.07	chr2:135387798:135387884:chr2:135399249:135399366:chr2:135472053:135475258:
<i>Polrmt</i>	NM_172551.3	RI	-0.11	chr10:7973750979737457:chr10:7973736279737264:
<i>Ppp1r1b</i>	NM_144828.2	RI	-0.11	chr11:9834999698350110:chr11:9835056998350629:
<i>Ppp4r4</i>	NM_028980.3	SE	-0.1	chr12:103603972:103604058:chr12:103604577:103604692:chr12:103604967:103605060:
<i>Ppp4r4</i>	NM_028980.3	SE	-0.07	chr12:103558368:103558470:chr12:103575709:103575781:chr12:103576281:103576428:
<i>Prkgg</i>	NM_011102.4	SE	-0.14	chr7:33145122:3314541:chr7:3318860:3319012:chr7:3319531:3319719:
<i>Pthp1</i>	NM_008956.3	A3SS	0.05	chr10:79854605:79854721:chr10:79856339 79856504:79856534:
<i>Rabggb</i>	NM_011231.2	A3SS	-0.12	chr3:153909349:153909459:chr3:153908899 153908915:153908790:
<i>Rasa12</i>		A3SS	0.11	chr1:157161125:157161326:chr1:157158837 157158858:157158659:
<i>Rbfox2</i>	NM_053104.6	A3SS	0.06	chr15:77099240:77099332:chr15:77098072 77098084:77097940:
<i>Rbms3</i>	NM_178660.4	MXE	0.17	chr9:116678647:116678697:chr9:116663639:116663647:chr9:116586018:116586095:chr9:116572747:116578702:
<i>Rel2</i>		SE	0.15	chr18:37956929:37956994:chr18:37957589:37957774:chr18:37958014:37958389:
<i>Rel2</i>		SE	0.08	chr18:37955559:37955909:chr18:37956328:37956567:chr18:37956929:37956994:
<i>Rel2</i>		A5SS	0.15	chr18:37955139:37955916 37956567:chr18:37956929:37956994:
<i>Rel2</i>		A3SS	-0.37	chr18:37956929:37956994:chr18:37957459 37957589:37957774:
<i>Reln</i>	NM_011261.2	A3SS	0.08	chr5:21895989:21896087:chr5:21891567 21891697:21891562:
<i>Rgs8</i>	NM_026380.3	SE	-0.11	chr1:153665836:153665916:chr1:153667825:153667953:chr1:153670783:153670884:
<i>Rims2</i>		SE	-0.08	chr15:39511264:39511374:chr15:39517806:39517871:chr15:39534838:39535017:
<i>Rims2</i>		SE	0.1	chr15:39585590:39585762:chr15:39610064:39610141:chr15:39616269:39616510:
<i>Rims2</i>	NM_053271.2	MXE	-0.06	chr15:39436997:39437922:chr15:39452040:39452107:chr15:39452224:39452432:chr15:39454360:39454479:
<i>Scn1a</i>		A5SS	-0.07	chr2:66324951:66324571 66324655:chr2:66323312:66323444:
<i>Shank1</i>		SE	0.41	chr7:44333543:44333618:chr7:44334033:44334059:chr7:44342098:44342180:
<i>Shank1</i>		SE	-0.15	chr7:44343658:44343738:chr7:44344298:44344321:chr7:44344506:44344574:
<i>Shank1</i>		A3SS	-0.27	chr7:44342098:44342180:chr7:44342420 44342425:44342544:
<i>Slc12a5</i>	NM_020333.2	SE	0.12	chr2:164996322:164996518:chr2:164996864:164996878:chr2:164997110:164997243:
<i>Slc6a8</i>	NM_133987.2	A5SS	-0.15	chrX:73679919:73680047 73680071:chrX:73680132:73680234:
<i>Slc9a1</i>	NM_016981.2	A3SS	-0.29	chr4:133419454:133419543:chr4:133419925 133419947:133419995:
<i>Snap25</i>	NM_011428.3	MXE	-0.08	chr2:136763573:136763621:chr2:136769743:136769860:chr2:136770057:136770174:chr2:136773895:136774020:
<i>Snhg11</i>	NM_175692.3	SE	0.65	chr2:158376081:158376326:chr2:158376745:158376824:chr2:158376994:158377072:
<i>Sox5</i>	NM_011444.3	A3SS	-0.13	chr6:144023169:144023237:chr6:143960917 143960920:143960797:
<i>Spock3</i>	NM_023689.3	SE	-0.23	chr8:62951800:62951988:chr8:63113434:63113442:chr8:63113543:63113588:
<i>Stam</i>	NM_011484.2	SE	-0.06	chr2:14074112:14074336:chr2:14102401:14102485:chr2:14115817:14115892:
<i>Stat3</i>	XM_011248846.2	A5SS	0.05	chr11:100893286:100893074 100893077:chr11:100898986:100898928:

<i>Sugp2</i>		A5SS	-0.06	chr8:70260469:70260589 70261317:chr8:70262871:70263105:
<i>Svil</i>	NM_153153.3	SE	0.1	chr18:5059230:5059369:chr18:5060515:5060610:chr18:5062162:5062405:
<i>Svil</i>		SE	0.28	chr18:5037108:5037165:chr18:5040148:5040239:chr18:5046589:5046646:
<i>Svil</i>	NM_153153.3	SE	0.26	chr18:5055980:5056849:chr18:5057275:5057439:chr18:5058125:5058159:
<i>Svil</i>		SE	-0.06	chr18:4920540:4920874:chr18:4971090:4971197:chr18:5037108:5037165:
<i>Syn1</i>	NM_013680.4	A3SS	0.19	chrX:20862499:20863090:chrX:20861571 20861609:20860511:
<i>Tbp</i>	NM_013684.3	SE	0.1	chr17:15513530:15513621:chr17:15514230:15514397:chr17:15515616:15515710:
<i>Tbp</i>	NM_013684.3	SE	-0.3	chr17:15499888:15500024:chr17:15501154:15501202:chr17:15502962:15503128:
<i>Tbp</i>	NM_013684.3	SE	-0.08	chr17:15499888:15500024:chr17:15501154:15501202:chr17:15502965:15503128:
<i>Tbp</i>	NM_013684.3	SE	-0.17	chr17:15499888:15500024:chr17:15501154:15501202:chr17:15501312:15501357:
<i>Tbp</i>	NM_013684.3	SE	0.07	chr17:15501154:15501202:chr17:15501312:15501357:chr17:15502965:15503128:
<i>Tbp</i>	NM_013684.3	MXE	-0.09	chr17:15499888:15500024:chr17:15501154:15501202:chr17:15501312:15501357:chr17:15502965:15503128:
<i>Tbp</i>	NM_013684.3	A5SS	0.08	chr17:15501154:15501202 15501357:chr17:15502965:15503128:
<i>Tbp</i>	NM_013684.3	A3SS	0.06	chr17:15501154:15501202:chr17:15502962 15502965:15503128:
<i>Tenn2</i>		A5SS	-0.22	chr11:36139761:36139549 36139576:chr11:36106719:36106865:
<i>Tenn2</i>		A3SS	0.05	chr11:36141483:36141683:chr11:36139758 36139761:36139576:
<i>Tenn4</i>		SE	0.6	chr7:96553478:96553747:chr7:96643999:96644208:chr7:96694770:96695025:
<i>Tenn4</i>	NM_011858.4	SE	0.28	chr7:96852333:96852582:chr7:96854717:96854737:chr7:96863450:96863682:
<i>Tenn4</i>		SE	-0.17	chr7:96436760:96436858:chr7:96496244:96496340:chr7:96550012:96550299:
<i>Tenn4</i>	NM_011858.4	SE	0.14	chr7:96694770:96695025:chr7:96702642:96702740:chr7:96703926:96704161:
<i>Trim9</i>		A5SS	-0.1	chr12:70251260:70250957 70251011:chr12:70248265:70248427:
<i>Till5</i>	NM_00181423.2	SE	-0.12	chr12:86020521:86020603:chr12:86024220:86024342:chr12:86053143:86053760:
<i>Till5</i>		SE	0.06	chr12:86012648:86012862:chr12:86014767:86014859:chr12:86020521:86020603:
<i>Till5</i>		A3SS	-0.08	chr12:85933282:85933674:chr12:85939326 85939329:85939510:
<i>Unc5d</i>	NM_153135.3	A5SS	-0.09	chr8:28683252:28683103 28683163:chr8:28675275:28675439:
<i>Unc5d</i>	NM_153135.3	A5SS	-0.27	chr8:28724406:28724221 28724260:chr8:28719617:28719994:
<i>Vps13d</i>		A3SS	0.08	chr4:145178189:145178379:chr4:145178077 145178095:145178012:
<i>Zfand4</i>		SE	-0.12	chr6:116273573:116273872:chr6:116284740:116284815:chr6:116285854:116285921:

SE:skipping exon

RI: retention intron

MXE: mutually exclusive exons

A5SS: Alternative 5' splice sites

A3SS: Alternative 3' splice sites

Table S3. DEGs in PC by scRNA-seq analysis (mutant/control)

Gene	P_value	Avg_log2FC	PC in mutant mouse	PC in control mouse
			Population of expressing cells	Population of expressing cells
<i>Pvalb</i>	1.51E-06	-1.41	0.45	0.80
<i>Meg3</i>	2.19E-16	-1.06	1.00	1.00
<i>Snhg11</i>	1.53E-14	-0.92	0.99	1.00
<i>Fxyd7</i>	1.50E-10	-0.86	0.67	0.98
<i>Scg5</i>	2.21E-15	-0.82	0.69	0.98
<i>Prkcg</i>	3.40E-07	-0.82	0.87	0.96
<i>Epha4</i>	0.000310	-0.81	0.75	0.91
<i>Epha7</i>	0.000816	-0.78	0.55	0.78
<i>Chgb</i>	7.83E-11	-0.75	0.87	1.00
<i>C1qtnf4</i>	1.72E-10	-0.73	0.96	1.00
<i>Cacna2d2</i>	1.28E-09	-0.72	0.99	1.00
<i>Map1a</i>	2.06E-10	-0.72	0.87	1.00
<i>Atp2b2</i>	8.12E-09	-0.71	1.00	1.00
<i>Lars2</i>	5.65E-10	-0.71	0.66	0.95
<i>Gad2</i>	5.86E-07	-0.71	0.72	0.93
<i>Kcnc3</i>	1.10E-06	-0.71	0.97	1.00
<i>Oxct1</i>	5.70E-12	-0.70	1.00	1.00
<i>Nav1</i>	1.59E-13	-0.68	1.00	1.00
<i>Car8</i>	9.27E-15	-0.66	1.00	1.00
<i>Washc2</i>	1.54E-05	-0.64	0.84	0.95
<i>Kcnma1</i>	1.05E-06	-0.64	0.97	1.00
<i>Eif2s3y</i>	3.96E-11	-0.64	0.31	0.84
<i>Shank1</i>	1.25E-10	-0.64	0.99	1.00
<i>Dst</i>	5.21E-07	-0.63	0.93	1.00
<i>Malat1</i>	0.000270	-0.63	1.00	1.00
<i>Synpr</i>	3.16E-05	-0.63	0.39	0.67
<i>Lpgat1</i>	5.78E-06	-0.62	0.96	1.00
<i>Sema7a</i>	3.30E-07	-0.61	0.58	0.95
<i>Plxna4</i>	6.27E-09	-0.60	0.55	0.91
<i>Grm1</i>	7.37E-05	-0.59	0.97	0.98
<i>Kifc2</i>	2.59E-10	-0.59	0.61	0.91
<i>Adcy1</i>	1.32E-07	-0.58	1.00	1.00
<i>Atp1b1</i>	1.13E-06	-0.58	1.00	1.00
<i>Nexn</i>	1.02E-08	-0.58	0.93	0.98
<i>Rgs7bp</i>	3.52E-08	-0.56	0.97	1.00
<i>Cntnap5a</i>	0.00581	-0.56	0.82	0.86
<i>Ktn1</i>	8.37E-09	-0.56	0.93	1.00
<i>Ptprr</i>	6.32E-06	-0.56	0.82	1.00
<i>Inpp5a</i>	1.24E-06	-0.55	0.99	1.00

<i>Cttnbp2</i>	7.51E-07	-0.55	0.87	0.96
<i>Ccdc88a</i>	6.68E-11	-0.55	1.00	1.00
<i>Cacna1g</i>	1.58E-06	-0.55	0.81	1.00
<i>Syne1</i>	7.24E-08	-0.54	0.76	0.98
<i>Camk2a</i>	8.90E-07	-0.54	0.72	0.95
<i>AI593442</i>	0.000864	-0.53	0.99	1.00
<i>Calr</i>	8.54E-07	-0.52	0.97	1.00
<i>Atrnl1</i>	8.90E-08	-0.52	0.67	0.95
<i>Npnt</i>	0.00201	-0.52	0.33	0.55
<i>Mia3</i>	6.70E-06	-0.52	0.85	0.95
<i>Cd47</i>	2.04E-05	-0.52	0.99	1.00
<i>Ndnf</i>	0.00806	-0.52	0.87	0.95
<i>Hist1h2ap</i>	0.0151	-0.52	0.30	0.58
<i>Atp2a2</i>	4.16E-06	-0.51	1.00	1.00
<i>Tpr</i>	1.22E-07	-0.51	0.96	1.00
<i>Arhgef33</i>	5.72E-09	-0.51	0.99	1.00
<i>Kcna1</i>	1.79E-06	-0.51	0.67	0.87
<i>Thy1</i>	5.58E-06	-0.51	0.97	1.00
<i>Itp1</i>	0.000551	-0.51	1.00	1.00
<i>Rps27a</i>	1.55E-05	0.50	1.00	1.00
<i>Sf3b5</i>	4.18E-06	0.51	0.96	0.95
<i>Polr2k</i>	2.15E-06	0.51	0.93	0.82
<i>Nop10</i>	6.65E-06	0.52	0.99	0.96
<i>Cck</i>	0.0218	0.52	0.84	0.75
<i>Rpl24</i>	1.71E-06	0.54	0.99	1.00
<i>Ccng1</i>	1.16E-05	0.54	0.69	0.46
<i>Rbp1</i>	0.00289	0.54	0.66	0.42
<i>Rps3a1</i>	1.24E-06	0.55	1.00	1.00
<i>Nnat</i>	0.0949	0.55	0.73	0.76
<i>Tbca</i>	8.67E-09	0.55	1.00	0.98
<i>Bcl2l11</i>	0.000314	0.55	0.78	0.60
<i>Rpl3</i>	3.15E-07	0.56	1.00	1.00
<i>Scg2</i>	0.00360	0.56	0.79	0.69
<i>Tmsb4x</i>	5.09E-05	0.56	1.00	1.00
<i>Rps26</i>	1.21E-07	0.56	1.00	1.00
<i>Rps28</i>	1.03E-07	0.56	1.00	1.00
<i>Atp6v1g1</i>	6.58E-07	0.57	0.97	1.00
<i>Gm32913</i>	0.0534	0.57	0.12	0.02
<i>Jund</i>	2.62E-05	0.57	1.00	0.98
<i>Rpl37a</i>	6.73E-08	0.58	1.00	1.00
<i>Lsm7</i>	3.89E-10	0.58	0.99	0.95
<i>Rps27l</i>	1.70E-06	0.59	0.96	0.95

<i>Rps4x</i>	1.20E-05	0.59	0.99	1.00
<i>Rpl35</i>	3.96E-07	0.60	0.99	1.00
<i>Zbtb20</i>	0.00374	0.60	0.63	0.55
<i>Rpl18a</i>	8.62E-12	0.60	1.00	1.00
<i>Banf1</i>	4.57E-10	0.60	1.00	0.95
<i>Rpl39</i>	3.40E-10	0.61	1.00	1.00
<i>Marcks</i>	6.70E-05	0.61	0.99	0.98
<i>Serfl</i>	9.31E-08	0.61	0.97	0.98
<i>Rpl38</i>	3.98E-10	0.63	1.00	1.00
<i>Ptgds</i>	0.624	0.63	0.39	0.46
<i>Dbpht2</i>	8.02E-05	0.63	0.91	0.82
<i>Rps27</i>	1.78E-09	0.63	1.00	1.00
<i>Btg1</i>	6.36E-07	0.64	1.00	0.96
<i>Rps15a</i>	2.47E-11	0.64	1.00	1.00
<i>Mtpn</i>	7.90E-08	0.64	0.97	1.00
<i>Rps29</i>	1.68E-09	0.64	1.00	1.00
<i>Slc5a7</i>	6.43E-06	0.65	0.46	0.07
<i>Rps5</i>	7.90E-10	0.66	1.00	1.00
<i>Taf1d</i>	1.08E-07	0.66	0.99	0.96
<i>Snrpd3</i>	2.40E-09	0.69	0.96	0.98
<i>Rpl37</i>	3.41E-11	0.71	1.00	1.00
<i>Gm10076</i>	3.19E-10	0.71	0.97	0.96
<i>Sec61g</i>	2.43E-12	0.72	1.00	1.00
<i>Nsa2</i>	6.75E-11	0.74	0.99	0.96
<i>1500015O10Rik</i>	0.00615	0.78	0.45	0.20
<i>Bax</i>	9.35E-12	0.80	0.99	0.93
<i>Sat1</i>	4.74E-08	0.80	0.87	0.82
<i>Cirbp</i>	1.13E-14	0.82	1.00	1.00
<i>Cdkn1a</i>	2.03E-05	0.89	0.63	0.33

Table S4. DEGs in PC by snRNA-seq analysis (mutant/control)

Gene	P_value	Avg_log2FC	PC in mutant mouse	
			Population of expressing cells	Population of expressing cells
<i>Paxbp1</i>	6.78E-12	-1.11	0.87	1.00
<i>Hnrnpa2b1</i>	2.92E-13	-0.91	0.86	0.99
<i>Gm26906</i>	8.37E-13	-0.89	0.34	0.84
<i>Dcun1d5</i>	9.97E-12	-0.86	0.41	0.88
<i>Ctnap2</i>	0.00503	-0.82	0.62	0.81
<i>Gm28928</i>	0.0311	-0.81	0.16	0.29
<i>Fras1</i>	2.30E-05	-0.79	0.66	0.88
<i>Acss2</i>	1.47E-10	-0.79	0.30	0.75
<i>Gm40841</i>	2.20E-10	-0.78	0.49	0.94
<i>A230006K03Rik</i>	5.34E-05	-0.78	0.37	0.64
<i>Epha7</i>	0.000906	-0.78	0.52	0.78
<i>Srsf2</i>	1.62E-10	-0.73	0.41	0.90
<i>Gm44813</i>	9.19E-09	-0.67	0.18	0.61
<i>Kcnip1</i>	5.81E-05	-0.66	0.86	0.99
<i>Taco1</i>	8.16E-08	-0.65	0.11	0.54
<i>Gm26917</i>	0.290	-0.62	0.51	0.69
<i>Tra2a</i>	1.35E-07	-0.61	0.66	0.95
<i>Lrrtm4</i>	0.00130	-0.60	0.80	0.94
<i>Aff1</i>	1.79E-06	-0.60	0.34	0.74
<i>mt-Nd4l</i>	0.00741	-0.58	0.24	0.49
<i>Myef2</i>	3.88E-07	-0.58	0.61	0.91
<i>Hnrnpdl</i>	3.63E-07	-0.58	0.49	0.86
<i>Hs6st3</i>	0.00570	-0.57	0.78	0.93
<i>Sos1</i>	1.34E-05	-0.57	0.86	0.98
<i>Apip</i>	2.93E-09	-0.57	0.21	0.68
<i>Adarb2</i>	0.593	-0.57	0.10	0.12
<i>Gria2</i>	3.17E-10	-0.56	1.00	1.00
<i>Dpp10</i>	3.17E-05	-0.56	1.00	0.99
<i>Zfp711</i>	1.41E-06	-0.56	0.34	0.71
<i>Phldb2</i>	5.40E-05	-0.56	0.24	0.59
<i>Camk1d</i>	1.19E-06	-0.55	0.62	0.92
<i>Setbp1</i>	4.54E-05	-0.55	0.73	0.94
<i>1110019D14Rik</i>	0.000308	-0.54	0.38	0.69
<i>9630028H03Rik</i>	0.000615	-0.54	0.87	0.97
<i>Cdh13</i>	3.46E-05	-0.54	0.51	0.84
<i>Epha4</i>	0.00240	-0.54	0.48	0.71
<i>Ttc14</i>	6.69E-07	-0.54	0.70	0.97
<i>Ppib</i>	3.72E-07	-0.54	0.30	0.74
<i>Polb</i>	6.65E-06	-0.54	0.80	0.98

<i>Kcna1</i>	7.00E-06	-0.53	0.44	0.76
<i>Akap7</i>	4.37E-06	-0.53	0.37	0.75
<i>4732471J01Rik</i>	3.46E-06	-0.53	0.48	0.85
<i>Lhfpl3</i>	0.000620	-0.53	0.82	0.94
<i>Csmd1</i>	0.326	-0.53	0.54	0.57
<i>Ddx3y</i>	1.84E-11	-0.53	0.00	0.43
<i>Large1</i>	3.36E-05	-0.52	0.93	1.00
<i>Olfm3</i>	2.82E-06	-0.52	0.04	0.29
<i>Rbm25</i>	3.91E-07	-0.52	0.80	0.99
<i>Cnot10</i>	1.21E-06	-0.52	0.32	0.76
<i>Cdc42bpa</i>	4.46E-08	-0.52	0.97	1.00
<i>Pak1</i>	0.000253	-0.52	0.39	0.71
<i>Prpf39</i>	1.31E-07	-0.52	0.48	0.94
<i>Zfp57</i>	1.60E-05	-0.52	0.37	0.71
<i>Inpp5a</i>	5.89E-05	-0.51	0.90	0.99
<i>Htr2c</i>	0.0100	-0.51	0.14	0.31
<i>Arpp21</i>	0.000334	-0.51	0.32	0.69
<i>Atr</i>	8.29E-06	-0.51	0.31	0.71
<i>Rab10</i>	3.59E-05	-0.50	0.52	0.85
<i>Nrxn2</i>	0.00162	0.50	0.78	0.76
<i>Zmiz2</i>	0.000383	0.50	0.42	0.26
<i>Rpl41</i>	0.0258	0.50	0.63	0.60
<i>Ascc2</i>	0.00189	0.50	0.56	0.50
<i>Dcc</i>	0.494	0.50	0.41	0.54
<i>Ccdc107</i>	0.0107	0.51	0.72	0.75
<i>Runx1t1</i>	0.0334	0.51	0.38	0.36
<i>Dcx</i>	0.000516	0.51	0.80	0.71
<i>1110051M20Rik</i>	0.000748	0.51	0.82	0.79
<i>Arhgdig</i>	0.00112	0.51	0.47	0.33
<i>Lrrc28</i>	0.000675	0.51	0.47	0.32
<i>Mcf2l</i>	0.00162	0.51	0.75	0.78
<i>Edc4</i>	0.000834	0.51	0.45	0.31
<i>Dynl1a</i>	0.000381	0.51	0.55	0.38
<i>Nell1os</i>	0.0670	0.51	0.32	0.28
<i>Gm10658</i>	0.000699	0.52	0.37	0.21
<i>Zfp523</i>	0.000180	0.52	0.54	0.35
<i>Cop1</i>	0.000534	0.52	0.69	0.62
<i>Sfmbt2</i>	0.00259	0.52	0.56	0.53
<i>Tspoap1</i>	0.000109	0.52	0.83	0.68
<i>P2ry14</i>	0.0197	0.53	0.69	0.66
<i>Epha8</i>	0.00256	0.53	0.47	0.37
<i>Snx32</i>	0.00604	0.53	0.80	0.81

<i>Gm12353</i>	0.000826	0.53	0.99	0.97
<i>Clpp</i>	0.00387	0.53	0.44	0.37
<i>Cul9</i>	0.00147	0.53	0.62	0.54
<i>Fam216a</i>	0.00197	0.53	0.48	0.36
<i>Gm48383</i>	0.00370	0.53	0.65	0.58
<i>Rps27</i>	0.0319	0.53	0.65	0.69
<i>Comtd1</i>	0.000707	0.54	0.51	0.39
<i>2610020C07Rik</i>	0.00446	0.54	0.66	0.63
<i>Nsun5</i>	0.00306	0.54	0.45	0.35
<i>Flii</i>	0.000365	0.54	0.63	0.42
<i>Tmem145</i>	0.000625	0.54	0.78	0.74
<i>Nisch</i>	0.00127	0.54	0.92	0.95
<i>Maged1</i>	0.000561	0.54	0.56	0.42
<i>Sympk</i>	0.00266	0.54	0.62	0.55
<i>Lrp8</i>	0.000641	0.54	0.68	0.60
<i>Nkain2</i>	0.613	0.54	0.35	0.43
<i>Gm26907</i>	0.000423	0.54	0.30	0.10
<i>Idh3g</i>	0.000154	0.54	0.44	0.23
<i>Phf12</i>	0.00250	0.55	0.66	0.65
<i>mt-Cytb</i>	0.0131	0.55	0.92	0.88
<i>Coro1b</i>	0.000796	0.55	0.58	0.49
<i>Drg1</i>	0.00142	0.55	0.83	0.85
<i>Lrrk1</i>	0.000268	0.55	0.25	0.04
<i>Gm20388</i>	3.76E-07	0.55	1.00	0.99
<i>Asap2</i>	0.00106	0.55	0.73	0.69
<i>Dlgap2</i>	0.00188	0.55	0.80	0.79
<i>Agri</i>	2.19E-05	0.56	0.69	0.51
<i>Cobl</i>	0.134	0.56	0.23	0.18
<i>mt-Nd3</i>	0.00463	0.56	0.58	0.46
<i>Neurl4</i>	0.00669	0.56	0.49	0.53
<i>Chd5</i>	0.000572	0.56	0.66	0.57
<i>Tm9sf4</i>	0.000839	0.56	0.72	0.63
<i>Rev1</i>	0.00108	0.56	0.75	0.69
<i>Gm16183</i>	6.85E-05	0.56	0.94	0.90
<i>Plxna3</i>	6.00E-05	0.56	0.44	0.21
<i>Uqcrc1</i>	0.000455	0.56	0.65	0.57
<i>Dtx3</i>	0.00115	0.56	0.72	0.75
<i>Gm26733</i>	2.17E-05	0.56	0.92	0.85
<i>Lypla2</i>	1.95E-06	0.56	0.48	0.14
<i>Dcaf15</i>	0.00293	0.56	0.51	0.40
<i>Gm48742</i>	0.00324	0.57	0.55	0.45
<i>Kcnt2</i>	0.225	0.57	0.41	0.46

<i>Leng8</i>	0.00197	0.58	0.79	0.83
<i>Grip1os2</i>	0.00277	0.58	0.69	0.62
<i>Gm45645</i>	0.00166	0.58	0.52	0.36
<i>Gnptg</i>	0.000600	0.58	0.66	0.60
<i>Usp36</i>	9.61E-05	0.58	0.49	0.30
<i>Lrrc45</i>	0.000622	0.58	0.54	0.42
<i>Cacna2d2</i>	4.82E-05	0.59	0.99	0.98
<i>Abca2</i>	4.96E-05	0.59	0.51	0.29
<i>Cadm1</i>	0.0529	0.59	0.56	0.58
<i>Rps6kb2</i>	0.000676	0.59	0.76	0.72
<i>Slc22a17</i>	3.91E-06	0.60	0.75	0.54
<i>Klc2</i>	0.000167	0.60	0.61	0.46
<i>Rap1gap</i>	7.85E-05	0.60	0.65	0.54
<i>Celf3</i>	0.000412	0.60	0.65	0.57
<i>Col4a1</i>	0.000487	0.60	0.66	0.50
<i>Klhdc10</i>	7.89E-05	0.60	0.89	0.88
<i>Atxn2l</i>	3.82E-05	0.60	0.83	0.80
<i>Tenn2</i>	5.02E-05	0.61	0.97	0.92
<i>Gtf2ird1</i>	0.000693	0.61	0.92	0.92
<i>Parp1</i>	0.00109	0.61	0.61	0.58
<i>Strn4</i>	0.000298	0.61	0.70	0.61
<i>Stx1a</i>	7.37E-05	0.61	0.62	0.43
<i>Kcnb2</i>	4.08E-05	0.61	0.99	0.98
<i>ErbB4</i>	0.136	0.62	0.30	0.29
<i>Dlc1</i>	0.0372	0.62	0.18	0.14
<i>Tiam1</i>	0.00507	0.62	0.63	0.61
<i>Brd2</i>	1.03E-05	0.63	0.45	0.19
<i>Gm26904</i>	0.000103	0.63	0.87	0.91
<i>I600010M07Rik</i>	0.0283	0.63	0.66	0.66
<i>Snrpf</i>	1.02E-06	0.63	0.73	0.52
<i>Egfm1</i>	0.0140	0.63	0.72	0.59
<i>Apba3</i>	5.97E-05	0.64	0.41	0.19
<i>Tyh1</i>	0.000764	0.64	0.61	0.60
<i>Atp5b</i>	2.09E-05	0.64	0.76	0.69
<i>Adamts11</i>	0.0968	0.64	0.54	0.47
<i>Leng9</i>	2.88E-05	0.65	0.54	0.35
<i>Gm26518</i>	0.000156	0.65	0.78	0.72
<i>Rundc3a</i>	1.72E-05	0.65	0.61	0.40
<i>Sag</i>	7.23E-05	0.65	0.62	0.47
<i>Gm26749</i>	1.22E-06	0.65	0.83	0.71
<i>Ggt7</i>	4.81E-05	0.66	0.75	0.68
<i>Itgal1</i>	3.76E-05	0.67	0.54	0.31

<i>Rnpepl1</i>	7.21E-06	0.67	0.61	0.41
<i>Pycard</i>	5.68E-07	0.68	0.48	0.14
<i>Mapk8ip1</i>	0.000191	0.68	0.69	0.60
<i>mt-Co1</i>	0.00948	0.68	0.90	0.91
<i>Ssr4</i>	3.43E-05	0.68	0.65	0.52
<i>Gm42439</i>	1.45E-06	0.68	1.00	0.97
<i>Gm49179</i>	8.03E-06	0.69	0.83	0.70
<i>Mpped2</i>	0.0389	0.69	0.42	0.34
<i>Car10</i>	0.165	0.69	0.37	0.39
<i>Gpc6</i>	0.0528	0.70	0.62	0.55
<i>Gm28376</i>	0.000681	0.70	0.85	0.79
<i>Syt7</i>	9.48E-06	0.70	0.76	0.61
<i>Tecr</i>	2.92E-08	0.70	0.99	0.95
<i>Gm14211</i>	0.0292	0.71	0.70	0.83
<i>Tmem208</i>	1.28E-05	0.71	0.68	0.60
<i>Thoc1</i>	5.70E-10	0.71	0.96	0.91
<i>Arglu1</i>	1.53E-08	0.73	1.00	0.98
<i>mt-Nd1</i>	0.00111	0.73	0.86	0.74
<i>C130071C03Rik</i>	4.94E-05	0.74	0.93	0.90
<i>Basp1</i>	5.77E-07	0.75	0.90	0.88
<i>D830024N08Rik</i>	2.38E-05	0.75	0.73	0.64
<i>Gm35188</i>	5.65E-06	0.75	1.00	0.98
<i>Ssbp4</i>	1.91E-06	0.75	0.66	0.41
<i>4930445B16Rik</i>	0.00208	0.75	0.79	0.74
<i>Gripap1</i>	2.67E-07	0.75	0.75	0.56
<i>Ptprs</i>	3.35E-08	0.76	0.99	0.98
<i>Till4</i>	2.96E-07	0.77	0.75	0.58
<i>Fndc9</i>	1.02E-05	0.77	0.76	0.61
<i>Ptprn</i>	5.68E-09	0.77	0.97	0.91
<i>Chkb</i>	2.80E-05	0.78	0.51	0.34
<i>Epn1</i>	7.02E-05	0.79	0.52	0.36
<i>Sycp2</i>	8.53E-07	0.79	0.70	0.49
<i>Ckb</i>	0.000267	0.80	0.90	0.93
<i>Exoc4</i>	0.000174	0.80	0.87	0.97
<i>Slc6a1</i>	3.47E-07	0.80	0.92	0.85
<i>Dalrd3</i>	7.97E-11	0.82	1.00	0.95
<i>Clstn2</i>	0.233	0.82	0.42	0.51
<i>Socs6</i>	1.15E-07	0.82	0.59	0.30
<i>Col4a2</i>	0.000639	0.83	0.56	0.45
<i>mt-Co2</i>	0.000599	0.83	0.89	0.83
<i>Celf5</i>	6.99E-07	0.84	0.72	0.51
<i>Gm28375</i>	2.00E-06	0.84	0.72	0.57

<i>Plekhn1</i>	4.16E-09	0.86	0.79	0.54
<i>Ddx5</i>	9.59E-08	0.86	0.92	0.86
<i>Dvl3</i>	2.18E-07	0.88	0.85	0.75
<i>Gm16105</i>	8.22E-10	0.90	0.58	0.16
<i>Fabp7</i>	0.000441	0.91	0.58	0.42
<i>Sulf1</i>	0.00134	0.92	0.30	0.17
<i>Ppp2r3a</i>	7.76E-09	0.95	0.92	0.83
<i>Cars2</i>	9.78E-09	0.96	0.68	0.43
<i>Zbtb20</i>	0.000442	0.98	0.48	0.36
<i>Nrbp2</i>	4.03E-08	0.99	0.75	0.60
<i>mt-Atp6</i>	6.45E-05	1.00	0.93	0.89
<i>Cpt1c</i>	1.73E-10	1.08	0.90	0.78
<i>Npdc1</i>	4.79E-15	1.18	0.86	0.49
<i>Grk2</i>	2.11E-11	1.24	0.63	0.17
<i>E4f1</i>	7.73E-12	1.28	0.76	0.50
<i>Ano3</i>	8.24E-07	1.32	0.55	0.32
<i>Acsf6</i>	3.43E-15	1.33	0.87	0.53
<i>Kirrel3</i>	0.0223	1.40	0.38	0.35

Table S5. DEGs in GC/GCP by scRNA-seq analysis (mutant/control)

Gene	P_value	avg_log2FC	GC/GCP in mutant mouse	GC/GCP in control mouse
			Population of expressing cells	Population of expressing cells
<i>Hist1h2ap</i>	2.36E-193	-1.15	0.46	0.68
<i>Hist1h4d</i>	8.36E-189	-0.80	0.39	0.55
<i>Mki67</i>	1.77E-205	-0.79	0.49	0.68
<i>Hist1h1b</i>	9.24E-121	-0.73	0.48	0.66
<i>Smc4</i>	6.11E-236	-0.71	0.50	0.68
<i>Nasp</i>	0	-0.71	0.80	0.92
<i>Hist1h1e</i>	1.12E-175	-0.67	0.62	0.76
<i>Gm42418</i>	0	-0.62	1.00	1.00
<i>Ubc</i>	0	-0.60	0.69	0.86
<i>Rpl36al</i>	0	-0.60	0.70	0.88
<i>Cenpe</i>	2.07E-143	-0.58	0.29	0.44
<i>Cenpf</i>	2.10E-101	-0.58	0.45	0.61
<i>Sfrp1</i>	2.88E-273	-0.58	0.64	0.83
<i>Npm1</i>	0	-0.55	0.94	0.98
<i>Rps6</i>	0	-0.55	0.92	0.97
<i>Tuba1b</i>	4.44E-224	-0.54	0.88	0.94
<i>Prc1</i>	3.12E-104	-0.54	0.32	0.46
<i>Hist1h3c</i>	4.56E-158	-0.53	0.21	0.35
<i>Lmb1</i>	1.24E-262	-0.53	0.82	0.92
<i>Hist1h2an</i>	5.02E-315	-0.53	0.13	0.33
<i>Tpr</i>	0	-0.53	0.75	0.90
<i>Cend1</i>	4.25E-160	-0.53	0.47	0.66
<i>Mcm3</i>	7.72E-212	-0.51	0.35	0.54
<i>Cct5</i>	0	-0.51	0.73	0.89
<i>1810022K09Rik</i>	0	-0.51	0.57	0.78
<i>Smc1a</i>	2.57E-322	-0.51	0.70	0.87
<i>Neurod2</i>	1.34E-92	0.50	0.55	0.45
<i>Ptprs</i>	3.33E-235	0.50	0.97	0.93
<i>Camk2n1</i>	3.40E-110	0.51	0.28	0.15
<i>ApoE</i>	4.36E-238	0.51	0.57	0.34
<i>Fabp7</i>	1.46E-236	0.51	0.52	0.30
<i>Jph4</i>	4.83E-116	0.51	0.26	0.12
<i>Ppp3ca</i>	2.32E-131	0.51	0.93	0.90
<i>Pcp4</i>	8.28E-48	0.52	0.22	0.16
<i>Gpm6a</i>	2.08E-171	0.52	0.92	0.88
<i>Rufy3</i>	5.81E-179	0.53	0.89	0.82
<i>Snhg9</i>	2.40E-271	0.53	0.60	0.38
<i>Anks1b</i>	2.04E-127	0.54	0.35	0.20
<i>Serfl</i>	5.19E-289	0.54	0.92	0.84

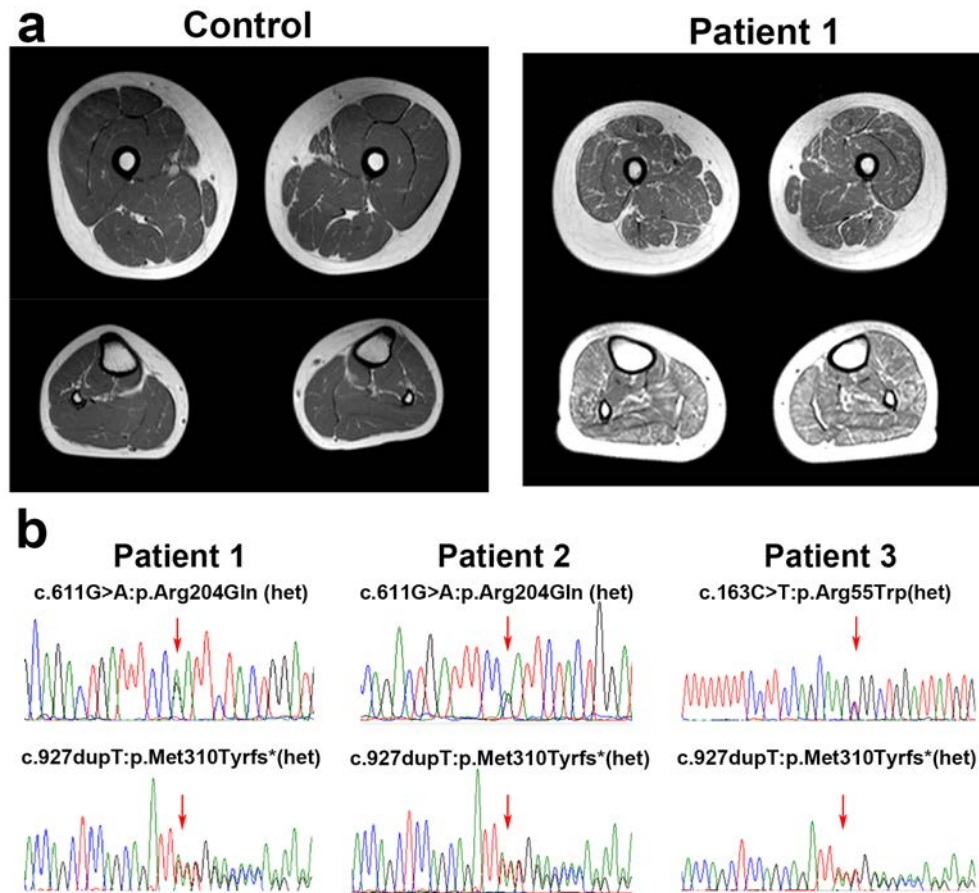
<i>Dpysl2</i>	6.91E-298	0.54	0.96	0.90
<i>Prkcb</i>	8.20E-118	0.55	0.45	0.31
<i>Zic1</i>	1.88E-256	0.55	1.00	1.00
<i>Cnr1</i>	3.44E-65	0.56	0.28	0.21
<i>Hist3h2ba</i>	8.02E-173	0.57	0.73	0.59
<i>Dner</i>	1.13E-143	0.58	0.38	0.22
<i>Rtn1</i>	8.80E-157	0.58	0.99	0.99
<i>Gm26735</i>	3.97E-217	0.59	0.46	0.25
<i>Syt1</i>	2.31E-87	0.59	0.44	0.35
<i>mt-Nd4l</i>	0	0.60	0.99	0.99
<i>Zbtb18</i>	2.56E-198	0.60	0.92	0.86
<i>Tmsb4x</i>	1.33E-273	0.61	1.00	1.00
<i>Snca</i>	3.01E-119	0.61	0.41	0.28
<i>Cbln1</i>	4.13E-163	0.61	0.46	0.28
<i>Slc24a5</i>	0	0.62	0.69	0.47
<i>Thra</i>	2.55E-166	0.62	0.63	0.46
<i>Gng3</i>	1.50E-151	0.62	0.63	0.49
<i>Celf4</i>	4.37E-119	0.63	0.57	0.44
<i>Btg1</i>	0	0.64	0.92	0.82
<i>Nrxn3</i>	1.43E-184	0.68	0.36	0.16
<i>Camk2d</i>	2.60E-165	0.70	0.56	0.40
<i>Ly6h</i>	1.42E-139	0.70	0.26	0.12
<i>Nnat</i>	3.34E-53	0.71	0.87	0.86
<i>Meg3</i>	1.78E-112	0.73	0.38	0.21
<i>Cirbp</i>	0	0.74	0.96	0.87
<i>Nrep</i>	3.49E-252	0.74	0.93	0.88
<i>mt-Atp8</i>	0	0.76	0.99	0.97
<i>Tsix</i>	0	0.76	0.33	0.00
<i>Mapt</i>	4.36E-166	0.79	0.42	0.25
<i>Gm10076</i>	0	0.79	0.89	0.82
<i>Dcx</i>	1.01E-317	0.81	0.91	0.83
<i>Mndal</i>	0	0.81	0.38	0.00
<i>Gm2694</i>	0	0.93	0.87	0.69

Table S6. List of primers, ss-donor oligonucleotides and LNA probe

Nucleotides	Manufacture	Sequence
hSNUPN_EcoRI_Fw	Eurofins Genomics	GAATTC GAAGAGTTGAGTCAGGCCCTG
hSNUPN_BamHI_Rv	Eurofins Genomics	GATGCCTCATGGAGAATTAA GGATCC
R55W crRNA	FASMAC	UUUCUCUUCAGCAAGCGGU
R55W ss-oligo	Eurofins Genomics	TCCCCACTCTCCATACCTGTCCAGTCATCTTCAGCCAGTCT TCTGGCATGGTTAACATAATCTAACCACTTCCTGGAAGAG AAAAAGATAGGATCAGGTCTATACAT
I312Y* crRNA	FASMAC	GCUCAUAAUCUGUUGGAGC
I312Y* ss-oligo	Eurofins Genomics	GCCCACTGACCACCAAGCCAGAATACGCTGGCCCAGCACC AACAGATTTATTGAGCACAAGAGGATCCAGGAAGACACAA AGGAGAAACTCACACACA
R55W Fw	Eurofins Genomics	TGCAGAAATCCAAGTGGCTGGATTATGT
R55W Rv	Eurofins Genomics	ACATAATCCAGCCACTTGGATTTCTGCA
I312Y* Fw	Eurofins Genomics	TTATGGAGCACAAGAAGAGC
I312Y* Rv	Eurofins Genomics	ATCTGCTGGAGCTGGTG
LNA probe for U1 SnRNA in ISH	WAKENYAKU	GG(L)TAT(L)CT5(L)CC5(L)TGC5(L)CAG(L)GTA(L)AGT(L)AT
Cacna2d2 Fw	Eurofins Genomics	GGGTGCCTATAAGGAGTACCAACTAC
Cacna2d2 Rv	Eurofins Genomics	CTTCAGGAACTCGGTGTTGTTGTC
Camk2b Fw	Eurofins Genomics	GTTACTCCTGAAGCCAAAAACCTC
Camk2b Rv	Eurofins Genomics	CCCGTCCACTGGGTTATGGATAAC
Ccdc85a Fw	Eurofins Genomics	CAACCTTGTCCTATGTTAGGCAGC
Ccdc85a Rv	Eurofins Genomics	GAGCAATGTACAATCACTCCATGTG
Inpp4a Fw	Eurofins Genomics	GAGAAAGTGTGGCTGAATGTGGAC
Inpp4a Rv	Eurofins Genomics	GATACTGCAGGCTGAGGTACGAG
Lrg8 Fw	Eurofins Genomics	GAGAATGAGTTCAGTGTGGGGAT
Lrg8 Rv	Eurofins Genomics	GGTCAGTGTATCCATCTCATAGCC
Prkcg Fw	Eurofins Genomics	ACAAGTTACTGAACCAGGAGGAGG
Prkcg Rv	Eurofins Genomics	TCTCTACGAGGGTGCAGTCTACAT
Rbms3 Fw	Eurofins Genomics	ATGCAGCCAACTAACATCGTGG
Rbms3 Rv	Eurofins Genomics	TTGGACTGTTGGAAGGAGTATGCC
Rictor Fw	Eurofins Genomics	AGCTACACAAGCTCTAGAGATGCC
Rictor Rv	Eurofins Genomics	GAACCTCCATATGTAGCACTGGAC
Slc12a5 Fw	Eurofins Genomics	ACCTGGACCAAGGATAAGTCAGTG
Slc12a5 Rv	Eurofins Genomics	TATTCACGATGACCTCGTTCAGCC
Snhg11 Fw	Eurofins Genomics	CTCTTGACACCAAGGATGACGAC
Snhg11 Rv	Eurofins Genomics	ACTGATGTTGGGGAGTACGTTCT
Ttl5 Fw	Eurofins Genomics	TTGGCAGCCAGACACTACCTAACT
Ttl5 Rv	Eurofins Genomics	CCTTGAGTCTCTGGTTCATCTGT

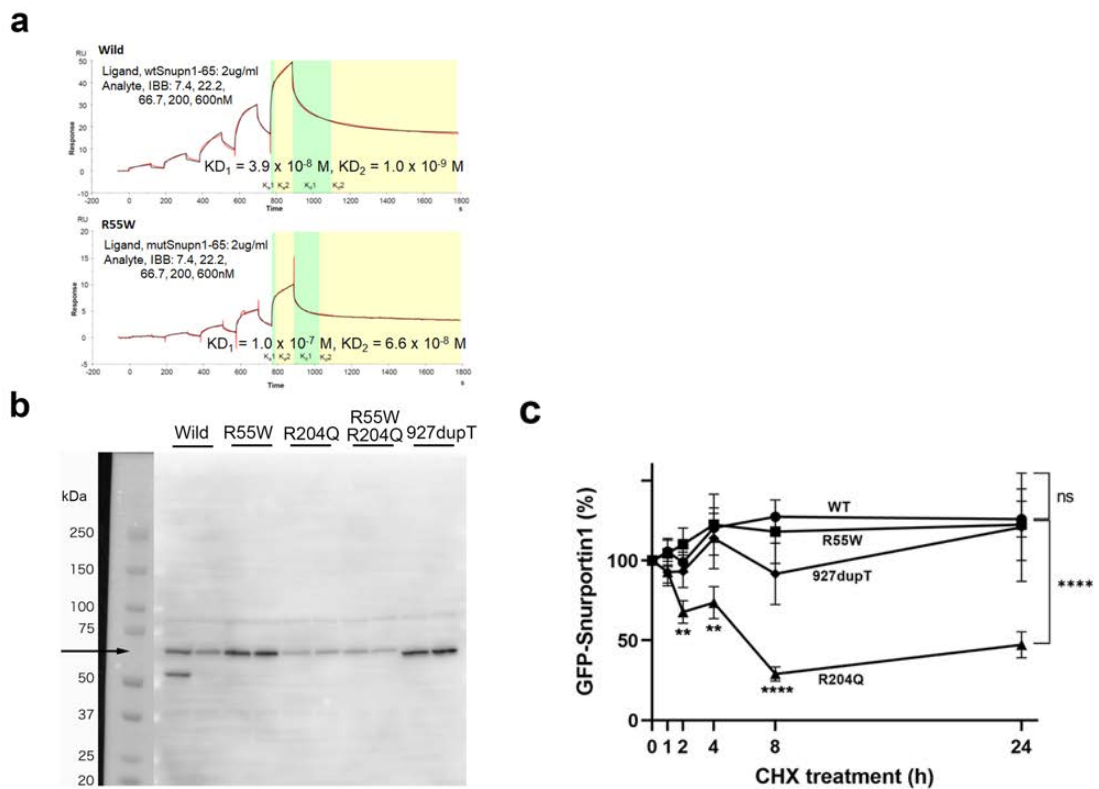
Table S7. List of primary antibodies used in the study

Antibodies	Source	Identifier
Anti-m3G-Cap/m7G-cap	Merck Millipore	Cat# MABE419
Anti-Calbindin D28K	Santa Cruz	Cat# sc-7691
Anti-Calbindin D28K	Frontier Institute	Cat# MSFR100400
Alexa fluor 647® Anti-Coilin [1H10]	abcam	Cat# ab196714
Anti-CRMP2	ECM biosciences	Cat# CP2161
Anti-CRMP2-pT555	ECM biosciences	Cat# CP5391
Anti-NeuroD1	abcam	Cat# ab213725
Anti-Pax2	abcam	Cat# ab79389
Anti-PKC γ	Frontier Institute	Cat# MSFR104840
Anti-RNUT1 (Snurportin-1)	Abnova	Cat# H00010073-B01
Anti-SMN	Novus	Cat# NB100-1936SS
Anti-SNRPD2	RayBiotech	Cat# 144-06983-50
Anti-vGlut2	abcam	Cat# ab79157
Anti-Ki67	Thermo (invitrogen)	Cat# 14-5698-82
Anti-Laminin a2	ALEXIS	Cat# 804-190-C100
Anti-GFP	Clontech	Cat# 632592



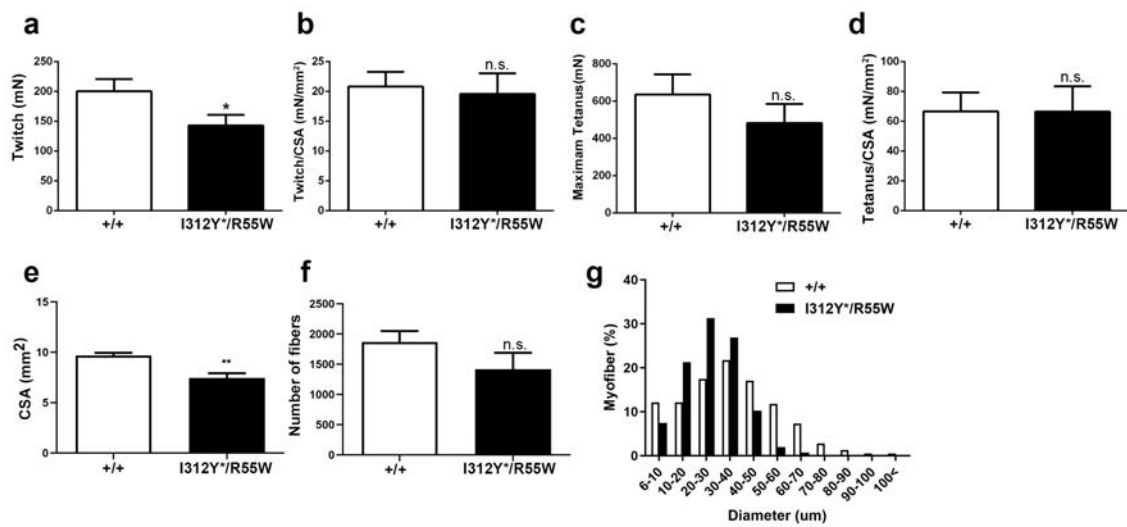
Supplementary Figure 1. Muscle image and *SNUPN* gene sequence for patients.

(a) T1W muscle imaging of control and Patient 1 at the age range of 6-10 years-old. For Patient 1, diffuse fatty infiltration is seen in thigh and leg muscles. (b) Compound heterozygous c.611G>A and c.927dupT were identified in Patient 1 and 2, and c.163C>T and c.927dupT in Patient 3 in *SNUPN* gene.



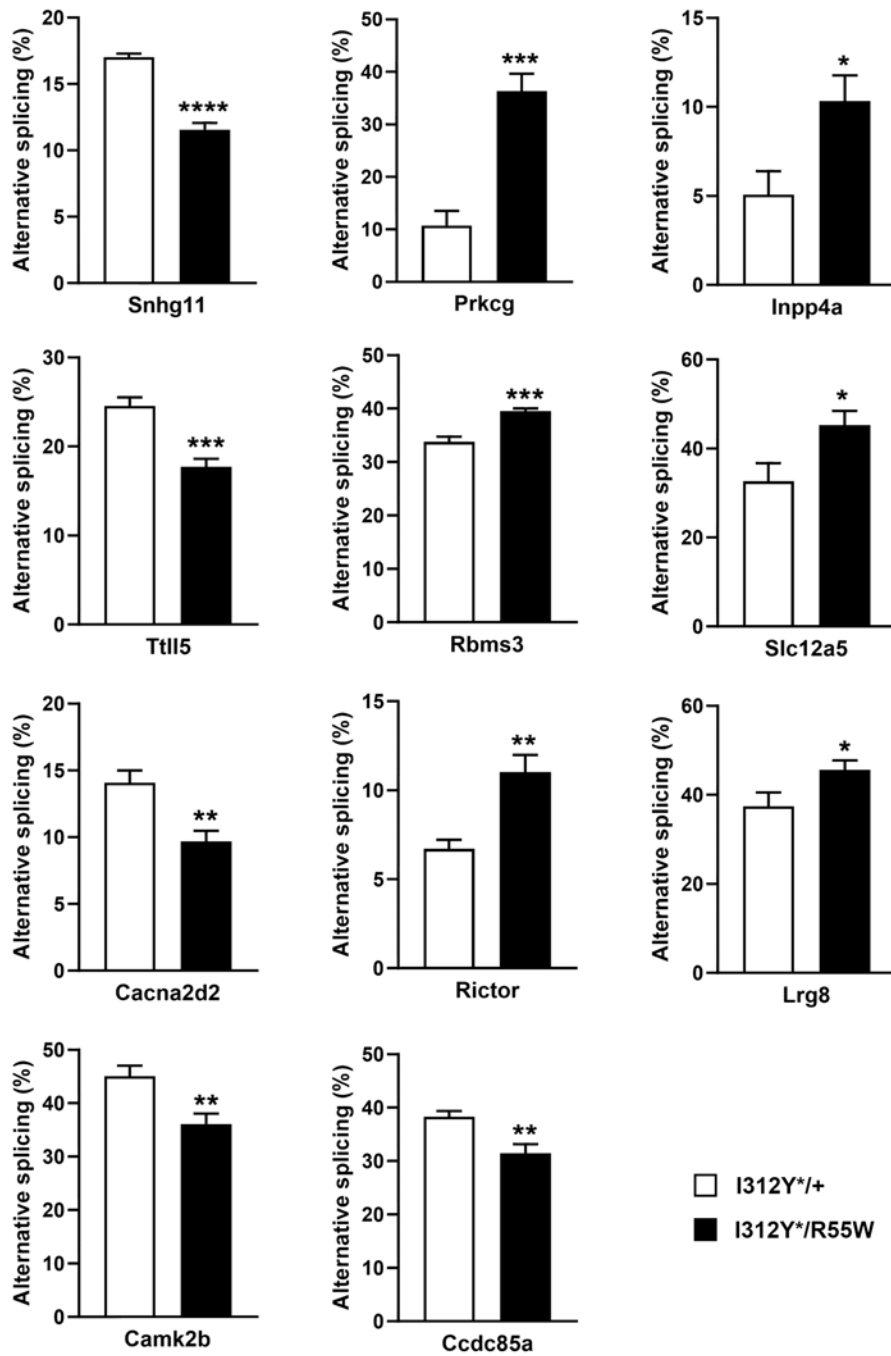
Supplementary Figure 2. Binding of N-terminal peptides of R55W snurportin-1 to importin beta and the stability of EGFP-snurportin-1 with/without mutations

(a) Binding of recombinant N-terminal peptides of snurportin-1 and importin beta on BIACORE. Upper, wild type; Lower, R55W. (b) Expression of various EGFP-snurportin-1 proteins in HeLa cells at 24 hours after transfection with CHX treatment (c) Pulse-chase stabilities with CHX treatment of various EGFP-snurportin-1 proteins in HeLa cells after transfection.



Supplementary Figure 3. Muscle force and pathology of I312Y*/R55W

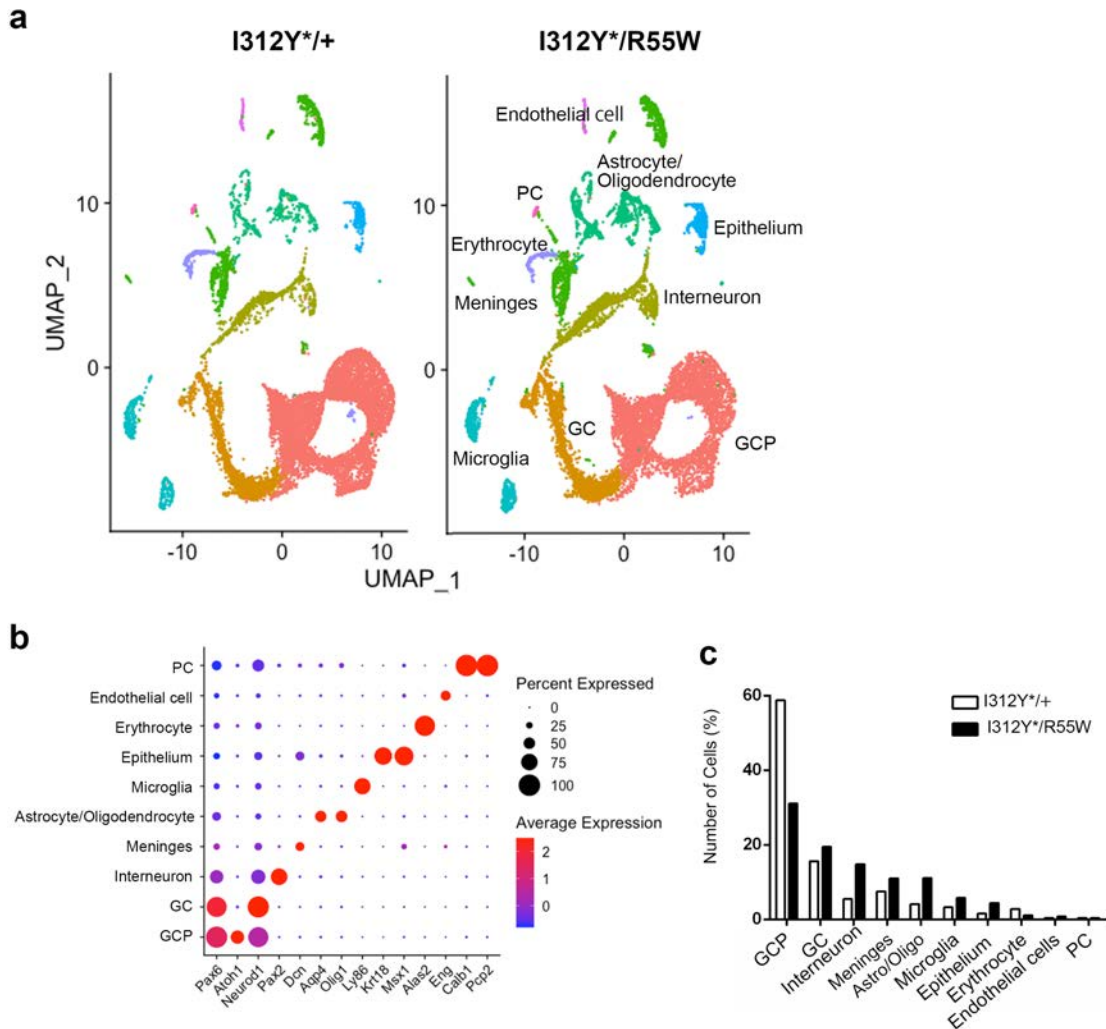
(a, b) Contractile properties of the gastrocnemius muscle, as determined by *ex vivo* measurement of specific isometric force (mN). It was corrected by Cross-Sectional Area (CSA: mm²), and specific tetanic force (c, d). (e) The area of tibialis anterior (TA) muscle for wild type and I312Y*/R55W mice. ***p*<0.01 (f) The total number of muscle fibers. (g) The rate of fiber size for wild type and I312Y*/R55W. (N=3 for each genotype)



Supplementary Figure 4. Splicing alteration of the transcripts of 11 PC-specific genes by RT-PCR

Alternative splicing ratio of each gene between I312Y*/+ and I312Y*/R55W was shown.

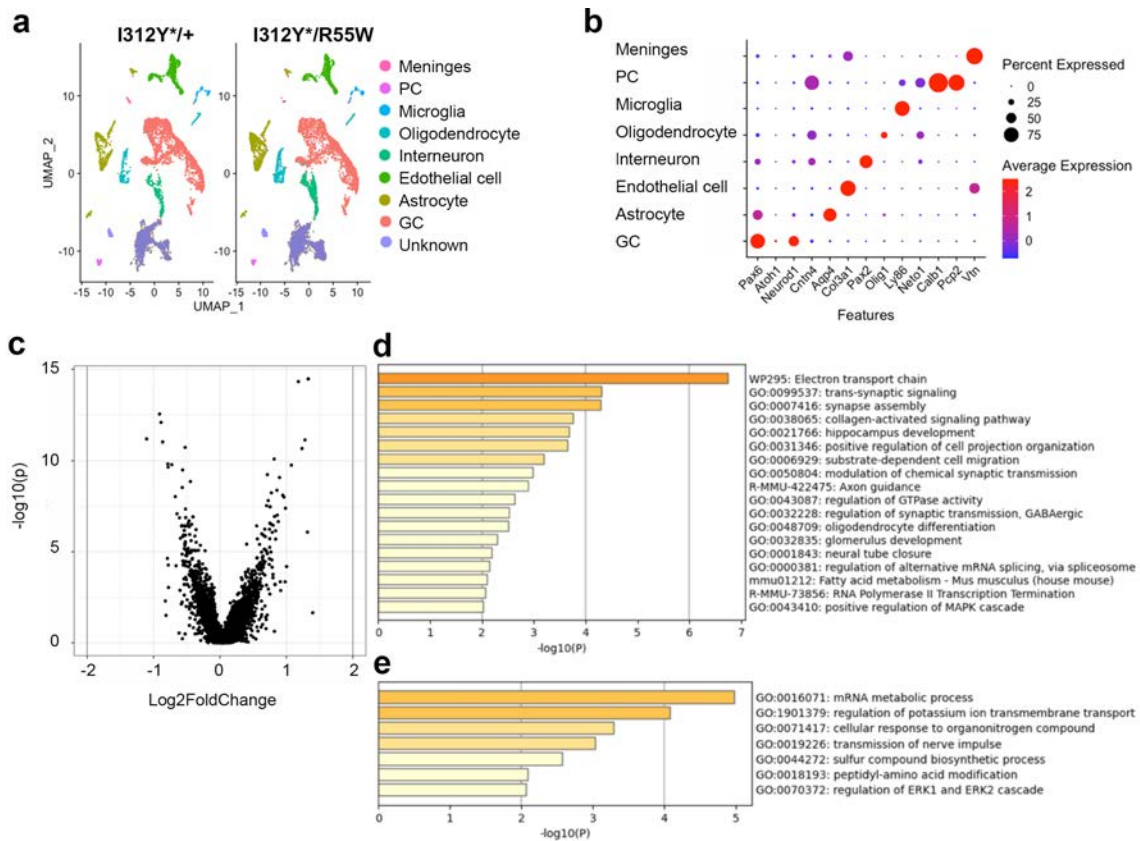
*p < 0.05, **p < 0.01, ***p < 0.001, ****p < 0.0001



Supplementary Figure 5. scRNA-seq analysis for whole cerebellum of I312Y*+/+ and I312Y*/R55W

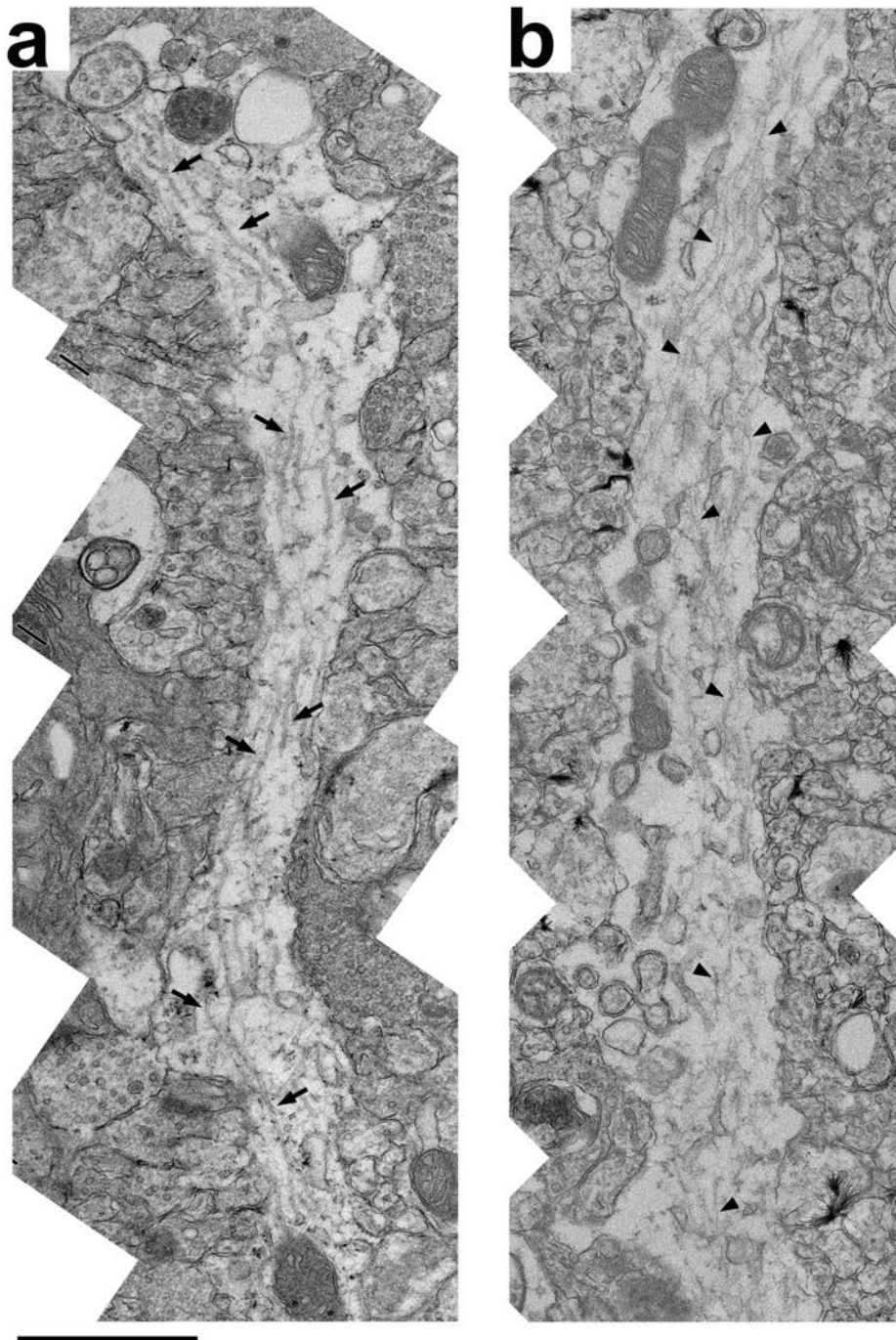
(a) Two-dimensional UMAP distribution of cell clusters of both genotypes. Note the large overlap between control (I312Y*+/+) and mutant (I312Y*/R55W). UMAP divided into 10 clusters by R-analysis (resolution=0.05). (b) Identification of cell clusters based on the expression of known genes. (c) Percentage of cell types in the cerebellum of P6 control and mutant mice.

GCP: Granular Cell Progenitor, GC: Granular cell, PC: Purkinje Cell



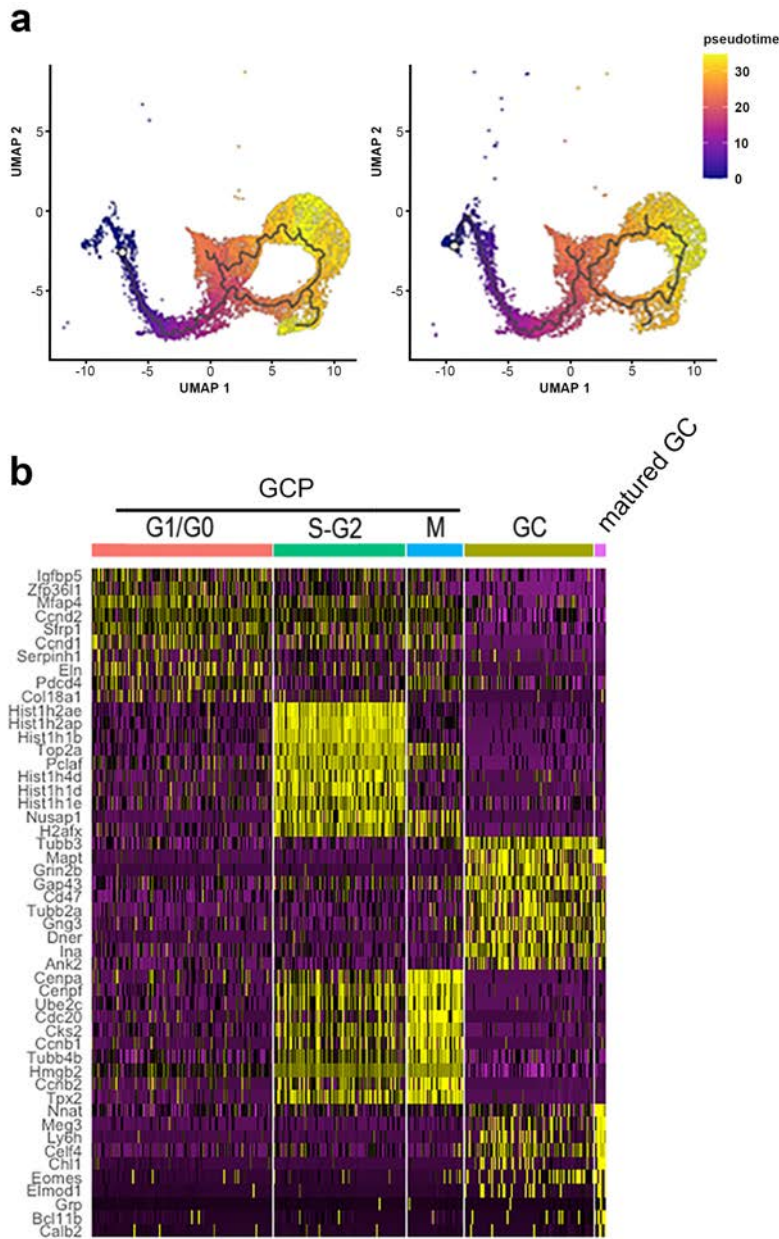
Supplementary Figure 6. snRNA-seq analysis for whole cerebellum of *I312Y*+/+* and *I312Y*/R55W*

(a) Two-dimensional UMAP distribution of snRNA-seq of both genotypes. UMAP divided into 9 clusters by R-analysis (resolution=0.02). (b) Identification of cell clusters based on the expression of known genes. (c) Volcano plot of PC cluster of snRNA-seq. There are 167 up regulated genes and 58 down regulated genes (\log fold change ≥ 0.5 or ≤ -0.5). Enriched ontology clustered of 167 up regulated genes (d) and 58 down regulated genes (e) by Metascape.



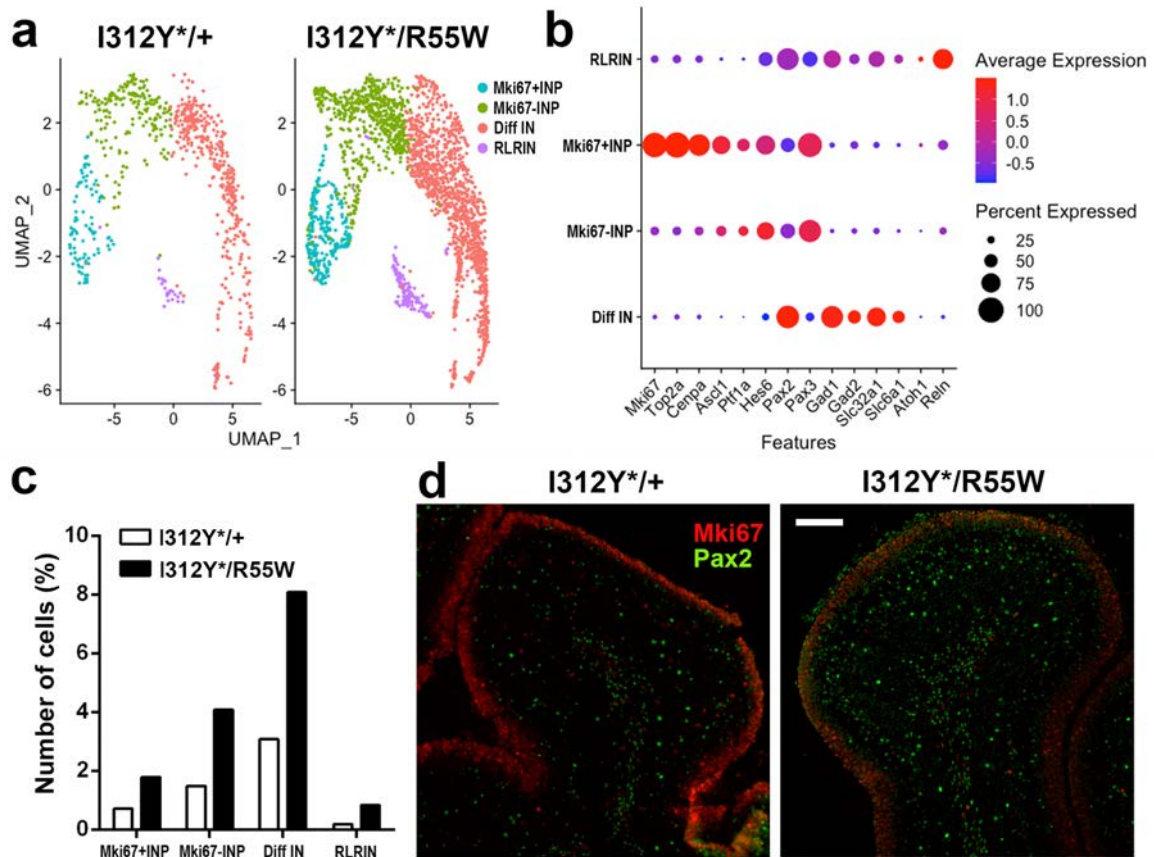
Supplementary Figure 7. Electron micrographs of proximal dendritic domain in PCs.

Electron micrographs of proximal dendritic domain in PC of control (I312Y*/+) (a) and mutant (I312Y*/R55W) (b) mice at the age of P10. Black arrows and triangles show microtubules. Scale bar, 1 μ m



Supplementary Figure 8. Subcluster analysis for granule cells (GCs) and granule cell progenitors (GCPs)

(a) Two-dimensional UMAP distribution of cell clusters in the GC by pseudo time for both I312Y^{+/+} (left) and I312Y^{*/R55W} (right). (b) Heatmap of specific gene expression in GCs and GCPs grouped by differentiation trajectory (Figure 6c).



Supplementary Figure 9. Change of inhibitory interneurons (INs) in cerebella

(a) Two-dimensional UMAP distribution of INs clusters of both genotypes.

UMAP divided into 4 clusters by R-analysis (resolution=0.1). (b) Dotplot showing known genes for proliferation (*Mki67*, *Top2a*, *Cenpa*), differentiation (*Ascl1*, *Ptf1a*, *Hes6*, *Pax2*, *Pax3*, *Gad1*) and maturation (*Gad2*, *Slc32a1*, *Slc6a1*, *Atoh1*, *Reln*).

(c) Percentage of cell number in INs subclusters. (d) Immunostaining for Mki67 and Pax2 for I312Y*+/+ and I312Y*/R55W. Pax2 positive INs were increased in molecular layer and white matters on cerebellum section from I312Y*/R55W. Scale bar, 100 μ m