

Epidemiological trends of osteoarthritis at the global, regional, and national levels from 1990 to 2021, with a projection from 2021 to 2050

Lichun Qiao^{1,2,3,#}, Miaoqian Li^{1,2,3,#}, Feidan Deng^{1,2,3}, Xinyue Wen^{1,2,3}, Jun Wang⁴, Huan Deng^{1,2,3}, Zhaowei Xue⁵, Ping Wan^{1,2,3}, Rongqi Xiang^{1,2,3}, Yanjun Xie^{1,2,3}, Huifang He^{1,2,3}, Xiangyu Fan⁶, Yufei Song⁶, Jing Han^{1,2,3,*}

Affiliations

1. School of Public Health, Xi'an Jiaotong University Health Science Center, Xi'an 710061, China
2. Global Health Institute, Xi'an Jiaotong University Health Science Center, Xi'an 712000, China
3. Key Laboratory for Disease Prevention and Control and Health Promotion of Shaanxi Province, Xi'an 710061, China
4. Department of Joint Surgery, Honghui Hospital, Xi'an Jiaotong University, Xi'an 710054, China
5. School of Pharmacy, Xi'an Jiaotong University Health Science Center, Xi'an 710061, China
6. The First Affiliated Hospital, Xi'an Jiaotong University Health Science Center, Xi'an 710061, China

Lichun Qiao and Miaoqian Li contributed equally to this work.

* Correspondence author should be addressed to: Jing Han, professor, Xi'an Jiaotong University, Xi'an, Shaanxi, PR China. Email: bbbishop@126.com Tel: +86 02982655106.

Email address for each co-author:

Lichun Qiao: qlc978402409@163.com ORCID: 0000-0002-6739-0846

Miaoqian Li: L1058427391@163.com ORCID: 0009-0002-0620-6010

Feidan Deng: dfdmnz@163.com ORCID: 0000-0001-5576-7776

Xinyue Wen: 15736116663@163.com ORCID: 0000-0001-6875-5467

Jun Wang: jackey_886@163.com ORCID: 0000-0002-2198-7401

Huan Deng: denghuan0205@163.com ORCID: 0000-0002-4298-3581

Zhaowei Xue: 3120315108@stu.xjtu.edu.cn ORCID: 0009-0003-6372-0726

Ping Wan: wanpingfamily@163.com ORCID: 0009-0003-3813-5939

Rongqi Xiang: 17323475180@163.com ORCID: 0000-0003-0582-8926

Yanjun Xie: I_Promise_YJ@163.com ORCID: 0000-0002-4522-7909

Huifang He: hfl545767596@163.com ORCID: 0000-0002-3671-8642

Xiangyu Fan: 18436015241@163.com ORCID: 0009-0009-9831-0851

Yufei Song: 15379586248@163.com ORCID: 0009-0009-7763-0012

Jing Han: bbbishop@126.com ORCID: 0000-0003-1460-0114

Supplementary materials

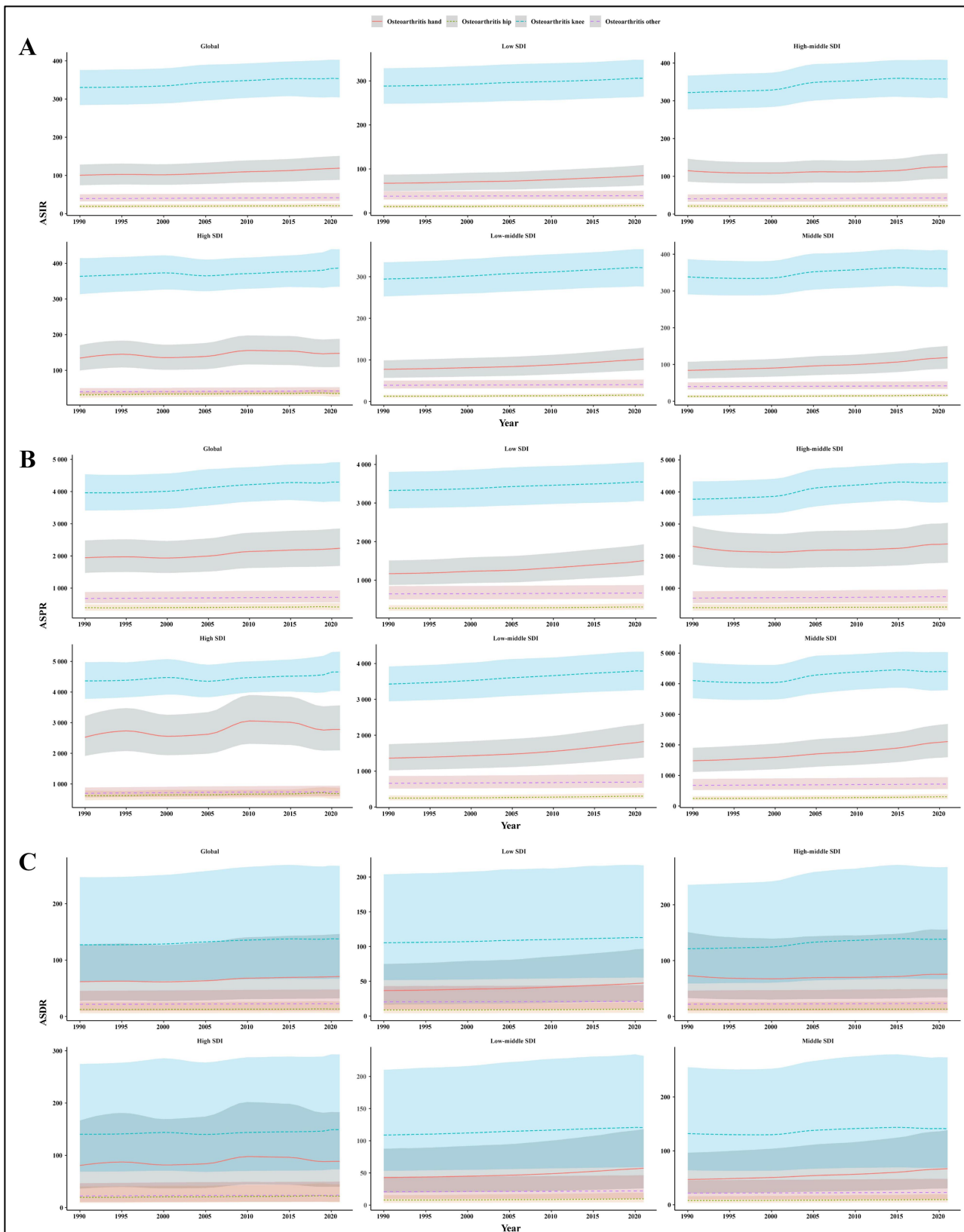


Figure S1. The ASRs (per 100,000 population) of four types of OA among both sexes at the global and SDI quintile levels from 1990 to 2021. **(A)** ASIR. **(B)** ASPR. **(C)** ASDR. SDI: socio-demographic index; ASRs: age-standardized rates; OA: osteoarthritis; ASIR: age-standardized incidence rate; ASPR: age-standardized prevalence rate; ASDR: age-standardized disability-adjusted life years rate.

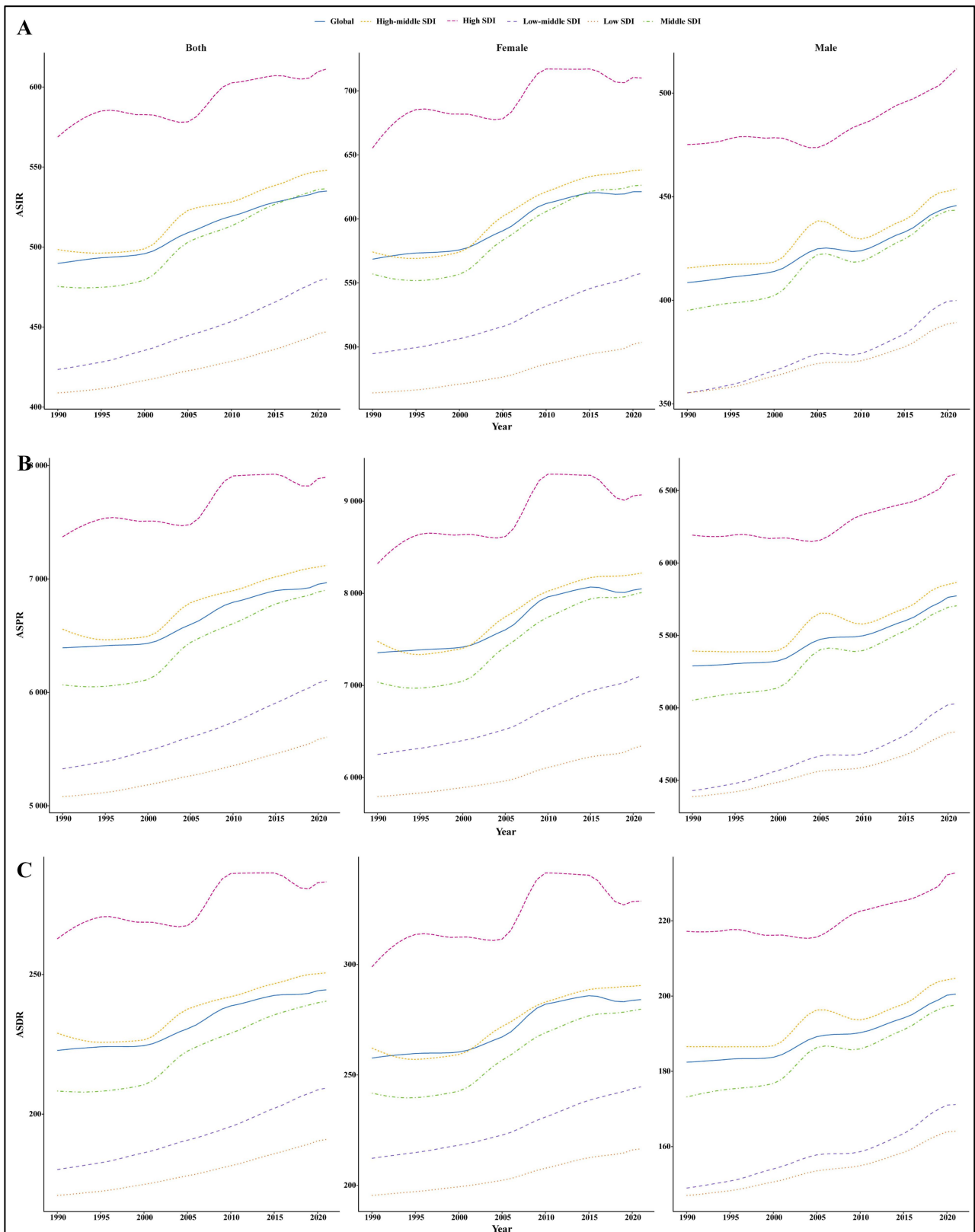


Figure S2. The ASRs (per 100,000 population) of OA by sex at the global and SDI quintile levels from 1990 to 2021. **(A)** ASIR. **(B)** ASPR. **(C)** ASDR. SDI: socio-demographic index; ASRs: age-standardized rates; OA: osteoarthritis; ASIR: age-standardized incidence rate; ASPR: age-standardized prevalence rate; ASDR: age-standardized disability-adjusted life years rate.

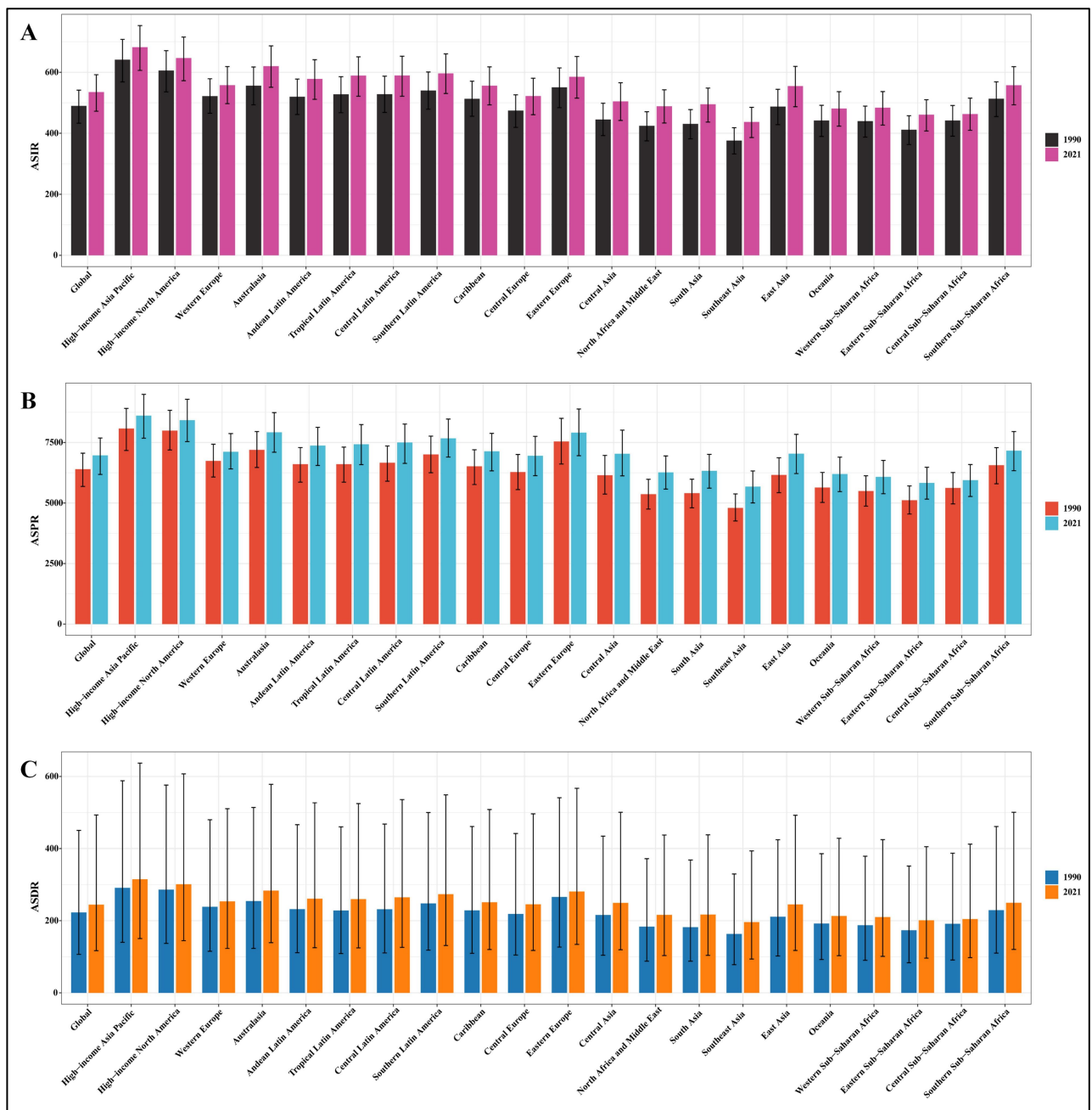


Figure S3. The ASRs (per 100,000 population) for OA among both sexes at the global and regional levels in 1990 and 2021. **(A)** ASIR. **(B)** ASPR. **(C)** ASDR. Error bars indicate 95% uncertainty intervals. ASRs: age-standardized rates; OA: osteoarthritis; ASIR: age-standardized incidence rate; ASPR: age-standardized prevalence rate; ASDR: age-standardized disability-adjusted life years rate.

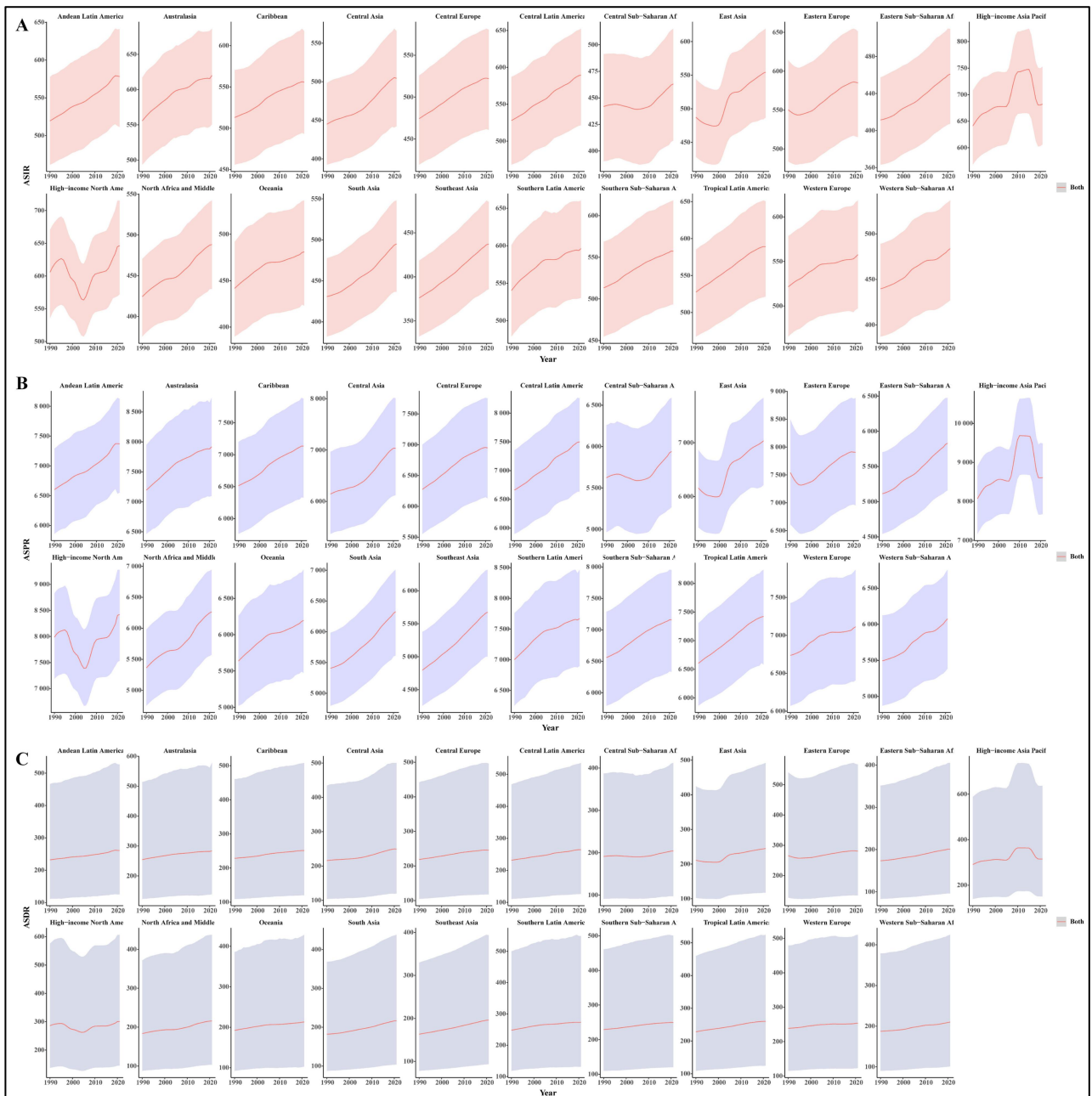


Figure S4. The ASRs (per 100,000 population) for OA among both sexes at the regional level from 1990 to 2021. **(A)** ASIR. **(B)** ASPR. **(C)** ASDR. ASRs: age-standardized rates; OA: osteoarthritis; ASIR: age-standardized incidence rate; ASPR: age-standardized prevalence rate; ASDR: age-standardized disability-adjusted life years rate.

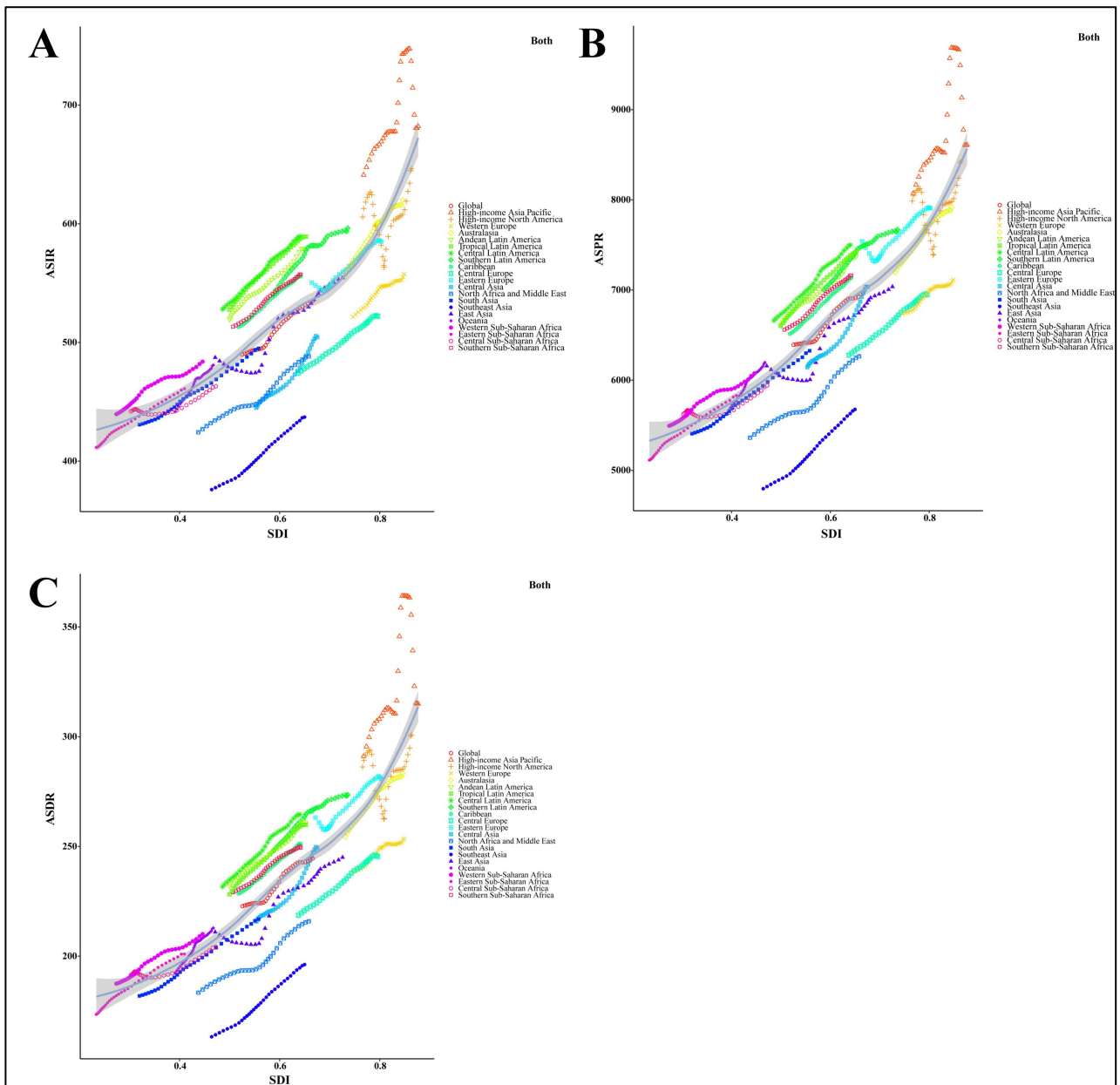


Figure S5. Correlation between SDI and ASRs of OA among both sexes at the global and regional levels. **(A)** ASIR, $r=0.7794$, $P<0.001$. **(B)** ASPR, $r=0.8353$, $P<0.001$. **(C)** ASDR, $r=0.8479$, $P<0.001$. Colored lines show global and regional values for ASRs, and each point in a line represents one year. Expected values based on the SDI and ASRs in all locations are shown as the line. SDI: socio-demographic index; OA: osteoarthritis; ASRs: age-standardized rates; ASIR: age-standardized incidence rate; ASPR: age-standardized prevalence rate; ASDR: age-standardized disability-adjusted life years rate.

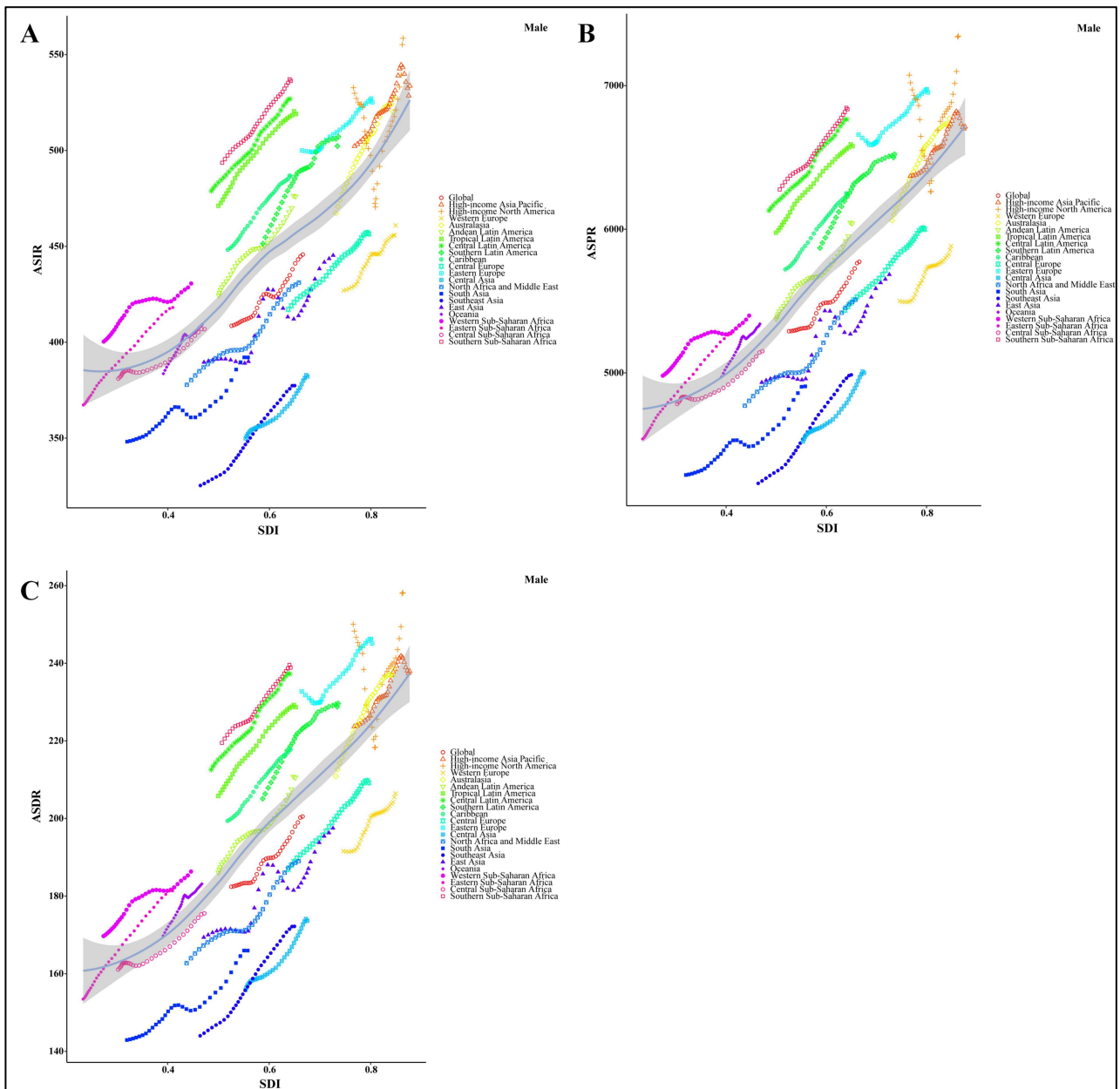


Figure S6. Correlation between SDI and ASRs of OA among males at the global and regional levels. (A) ASIR, $r=0.6503$, $P<0.001$. (B) ASPR, $r=0.6956$, $P<0.001$. (C) ASDR, $r=0.7111$, $P<0.001$. Colored lines show global and region values for ASRs, and each point in a line represents one year. Expected values based on the SDI and ASRs in all locations are shown as the line. SDI, socio-demographic index; ASRs, age-standardized rates; OA: osteoarthritis; ASIR, age-standardized incidence rate; ASPR, age-standardized prevalence rate; ASDR, age-standardized disability-adjusted life years rate.

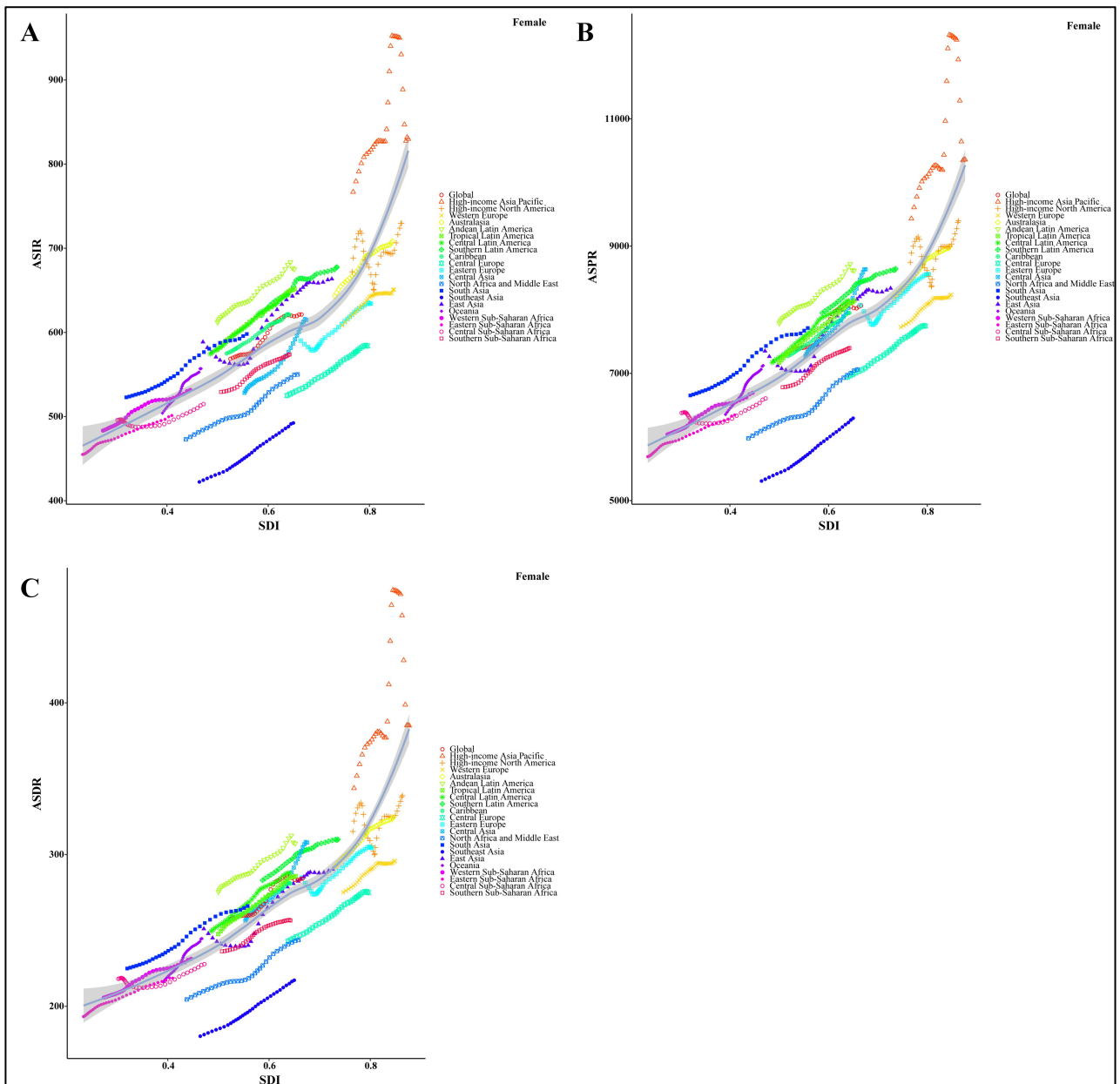


Figure S7. Correlation between SDI and ASRs of OA among females at the global and regional levels. **(A)** ASIR, $r=0.7880$, $P<0.001$. **(B)** ASPR, $r=0.8371$, $P<0.001$. **(C)** ASDR, $r=0.8477$, $P<0.001$. Colored lines show global and region values for ASRs, and each point in a line represents one year. Expected values based on the SDI and ASRs in all locations are shown as the line. SDI, socio-demographic index; ASRs, age-standardized rates; OA: osteoarthritis; ASIR, age-standardized incidence rate; ASPR, age-standardized prevalence rate; ASDR, age-standardized disability-adjusted life years rate

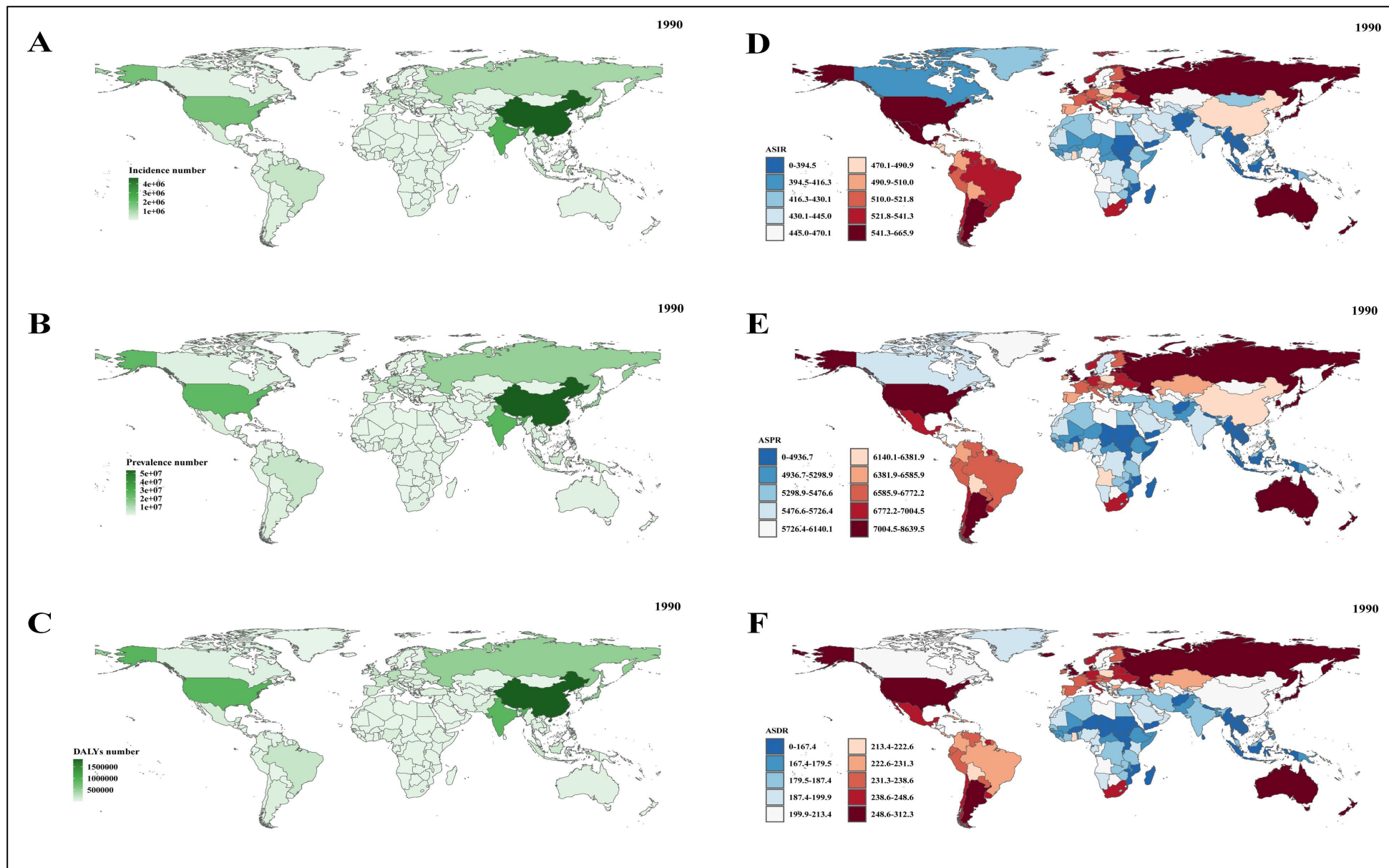


Figure S8. The incident case, prevalent case, DALYs, and ASRs (per 100,000 population) of OA at the national level in 1990. **(A)** Incident case. **(B)** Prevalent case. **(C)** DALYs. **(D)** ASIR. **(E)** ASPR. **(F)** ASDR. OA: osteoarthritis; DALYs: disability-adjusted life years rate; ASRs: age-standardized rates; ASIR: age-standardized incidence rate; ASPR: age-standardized prevalence rate; ASDR: age-standardized disability-adjusted life years rate.

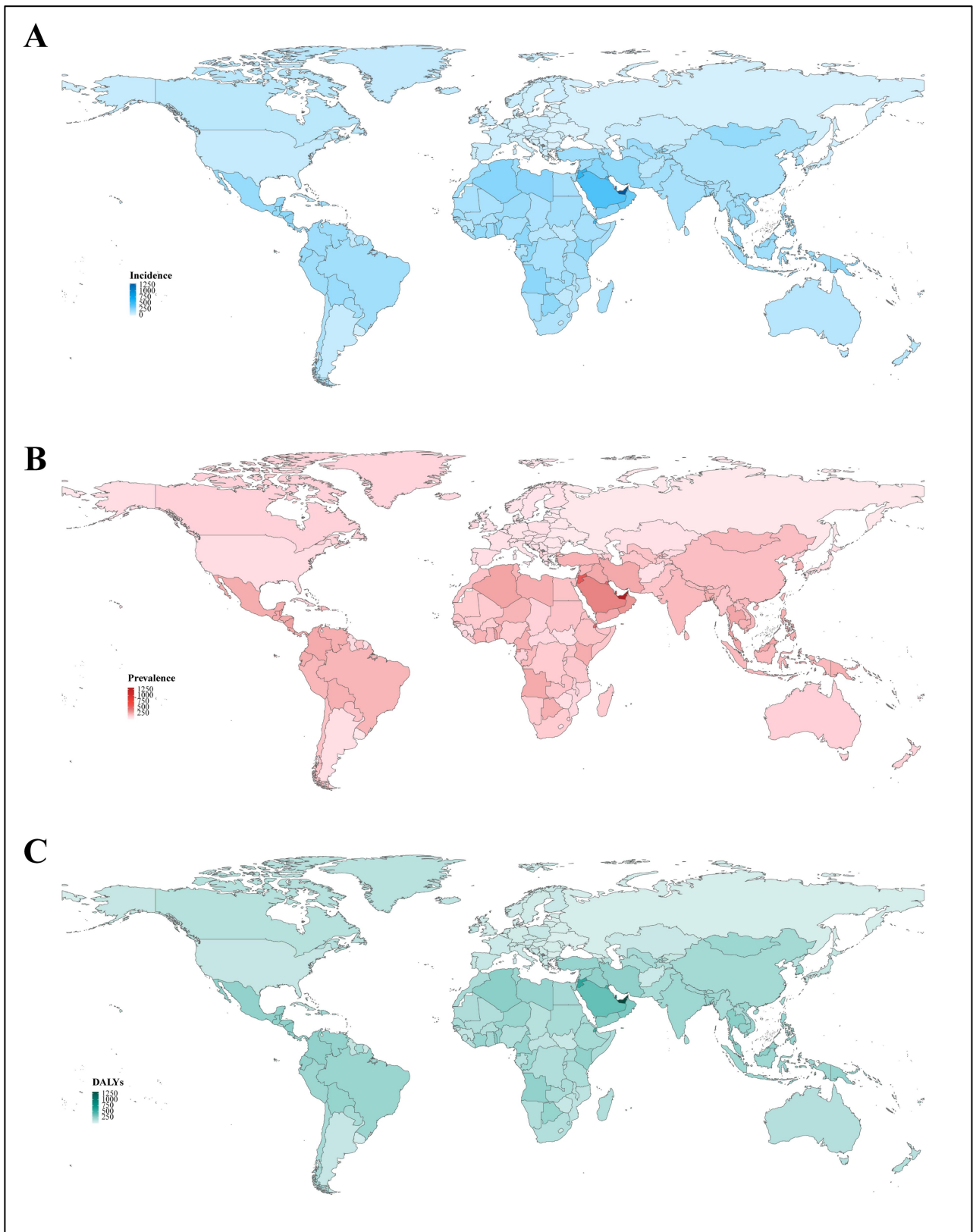


Figure S9. The changes in incident cases, prevalent cases, and DALYs of OA at the national level from 1990 to 2021. **(A)** Incident case. **(B)** Prevalent case. **(C)** DALYs. OA: osteoarthritis; DALYs: disability-adjusted life years rate.

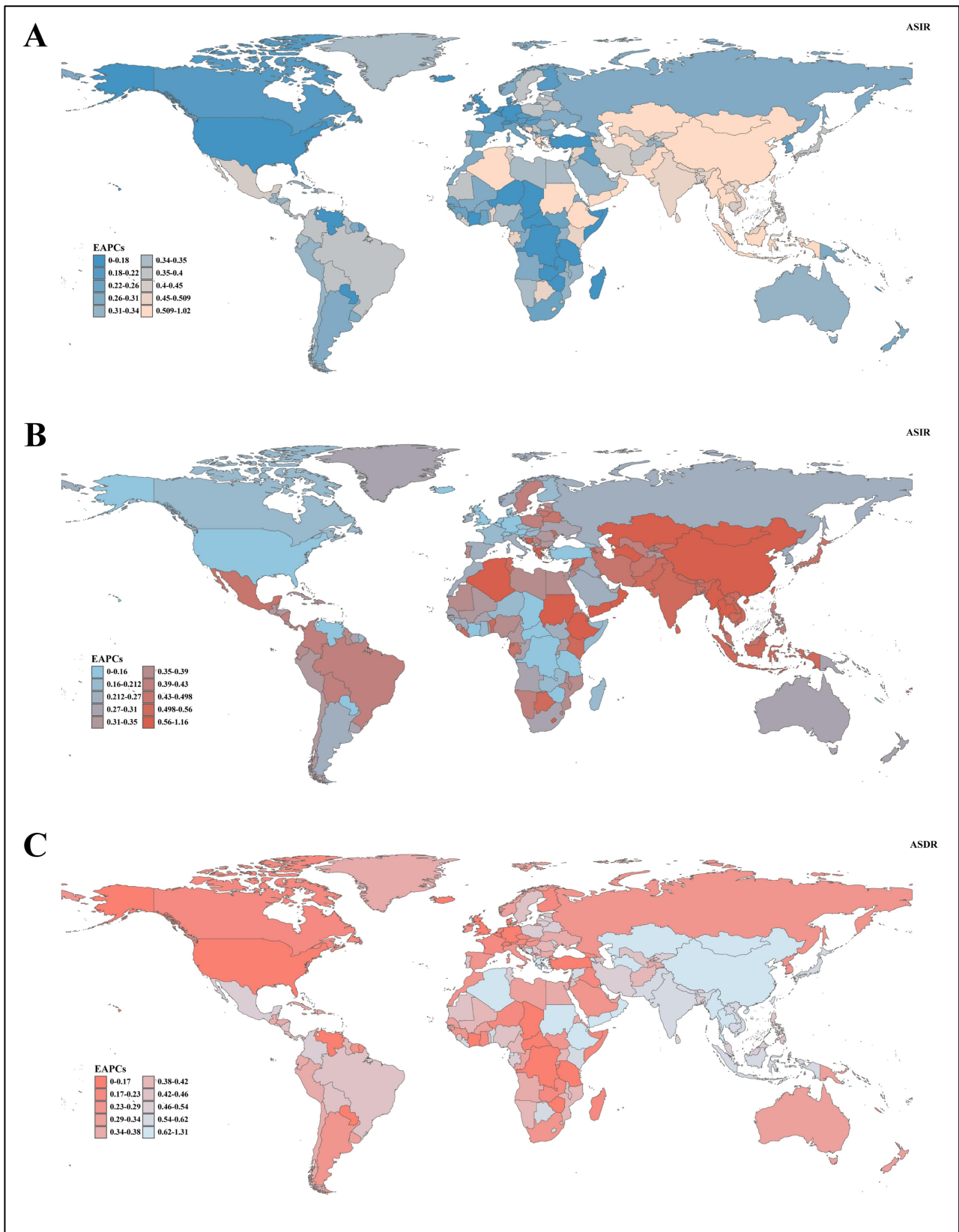


Figure S10. The EAPC of ASRs of OA at the national level from 1990 and 2021. **(A)** ASIR. **(B)** ASPR. **(C)** ASDR. EAPC: estimated annual percentage change; OA: osteoarthritis; DALYs: disability-adjusted life years rate; ASRs: age-standardized rates; ASIR: age-standardized incidence rate; ASPR: age-standardized prevalence rate; ASDR: age-standardized disability-adjusted life years rate.

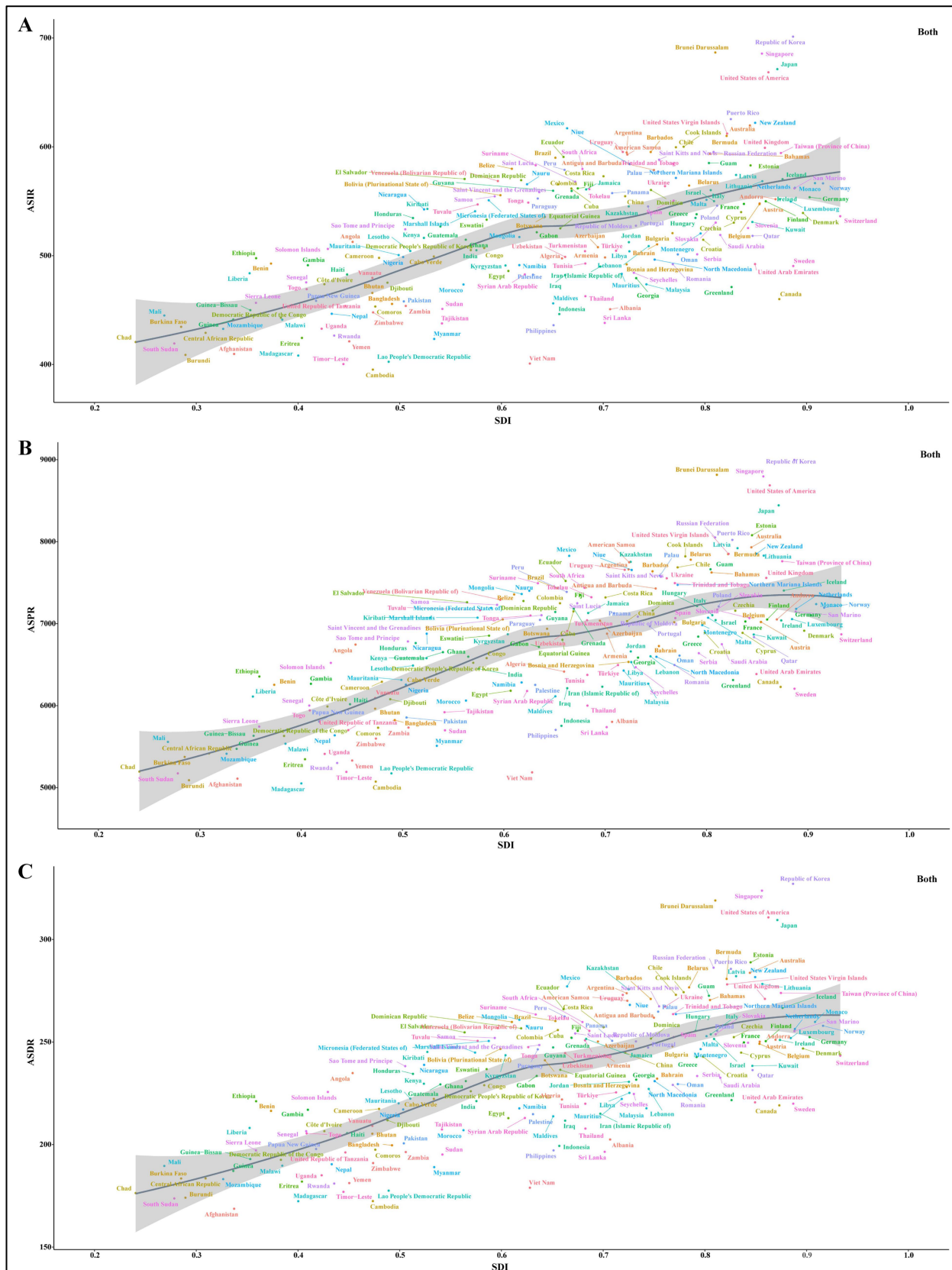


Figure S11. Correlation between SDI and ASRs of OA among both sexes at the national level in 2021. **(A)** ASIR, $r=0.6396$, $P<0.001$. **(B)** ASPR, $r=0.6687$, $P<0.001$. **(C)** ASDR, $r=0.7029$, $P<0.001$. Each colored dot above represents a country, and the line represents the average expected value based on the SDI and ASRs in 204 countries and territories. SDI, socio-demographic index; ASRs, age-standardized rates; OA: osteoarthritis; ASIR, age-standardized incidence rate; ASPR, age-standardized prevalence rate; ASDR, age-standardized disability-adjusted life years rate.

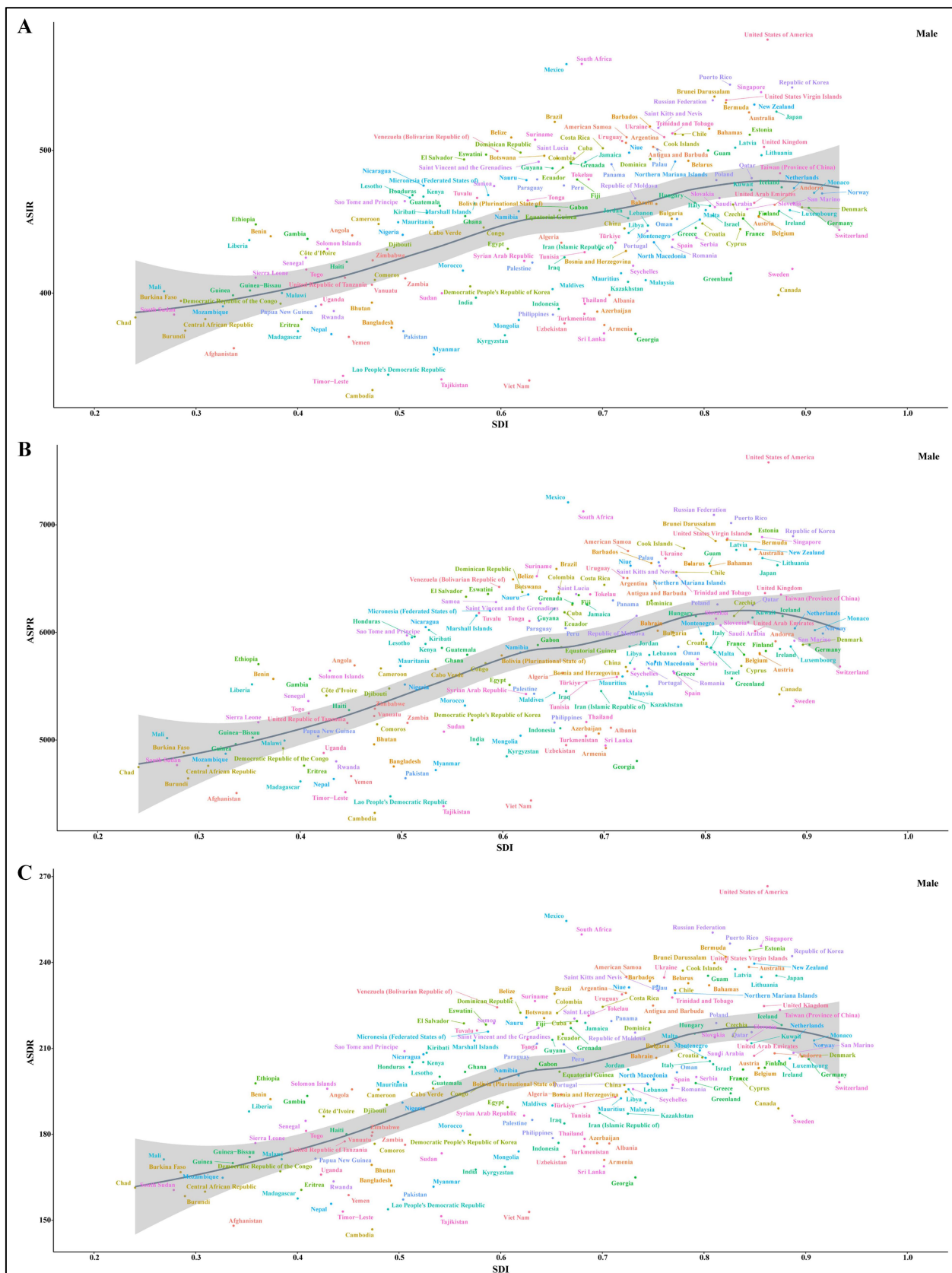


Figure S12. Correlation between SDI and ASRs OA among males at the national level in 2021. **(A)** ASIR, $r=0.5402$, $P<0.001$. **(B)** ASPR, $r=0.5905$, $P<0.001$. **(C)** ASDR, $r=0.6171$, $P<0.001$. Each colored dot above represents a country, and the line represents the average expected value based on the SDI and ASRs in 204 countries and territories. SDI, socio-demographic index; ASRs, age-standardized rates; OA: osteoarthritis; ASIR, age-standardized incidence rate; ASPR, age-standardized prevalence rate; ASDR, age-standardized disability-adjusted life years rate.

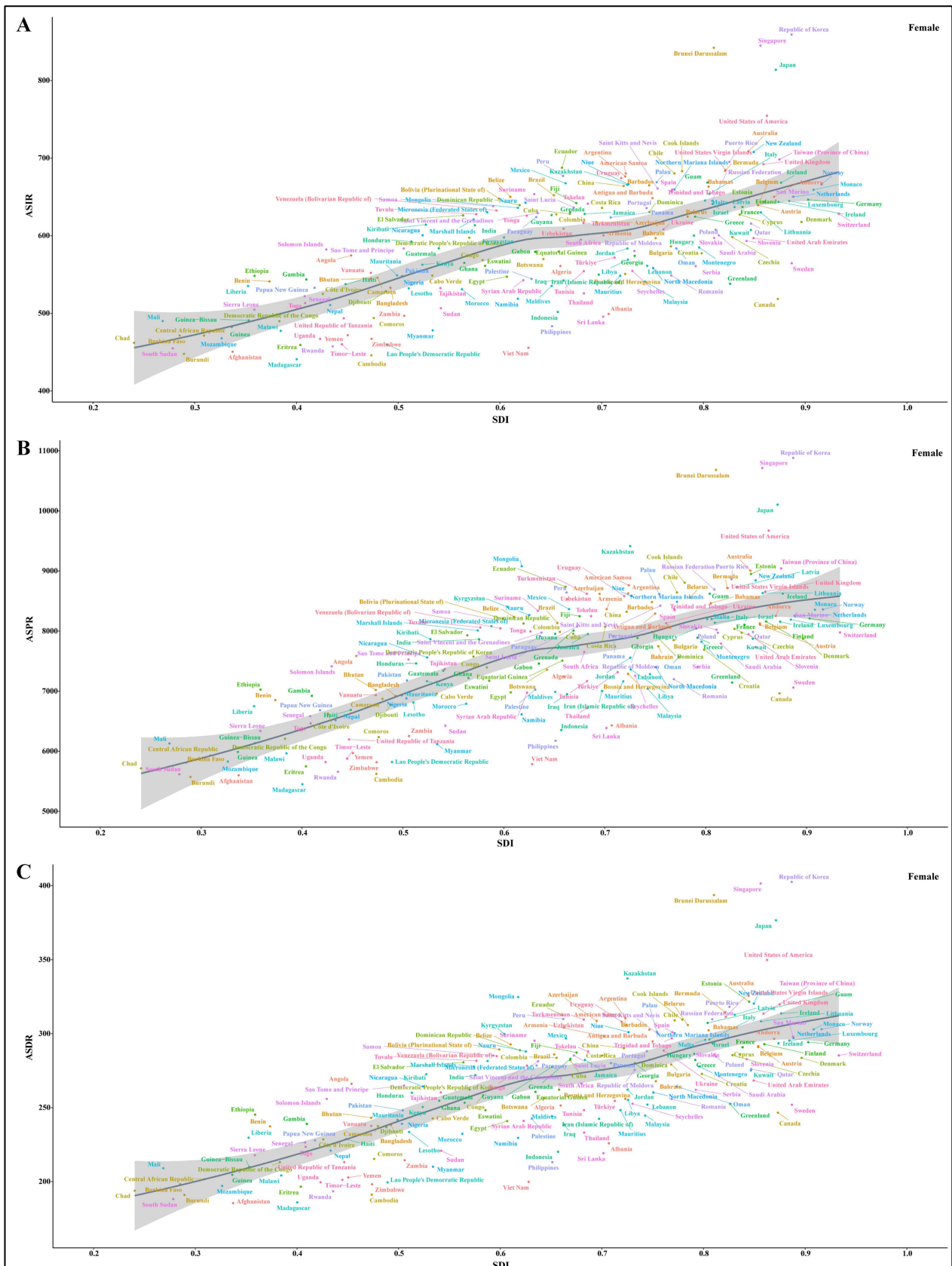


Figure S13. Correlation between SDI and ASRs of OA among females at the national level in 2021. **(A)** ASIR, $r=0.7014$, $P<0.001$. **(B)** ASPR, $r=0.7127$, $P<0.001$. **(C)** ASDR, $r=0.7450$, $P<0.001$. Each colored dot above represents a country, and the line represents the average expected value based on the SDI and ASRs in 204 countries and territories. SDI, socio-demographic index; ASRs, age-standardized rates; OA: osteoarthritis; ASIR, age-standardized incidence rate; ASPR, age-standardized prevalence rate; ASDR, age-standardized

disability-adjusted life years rate.

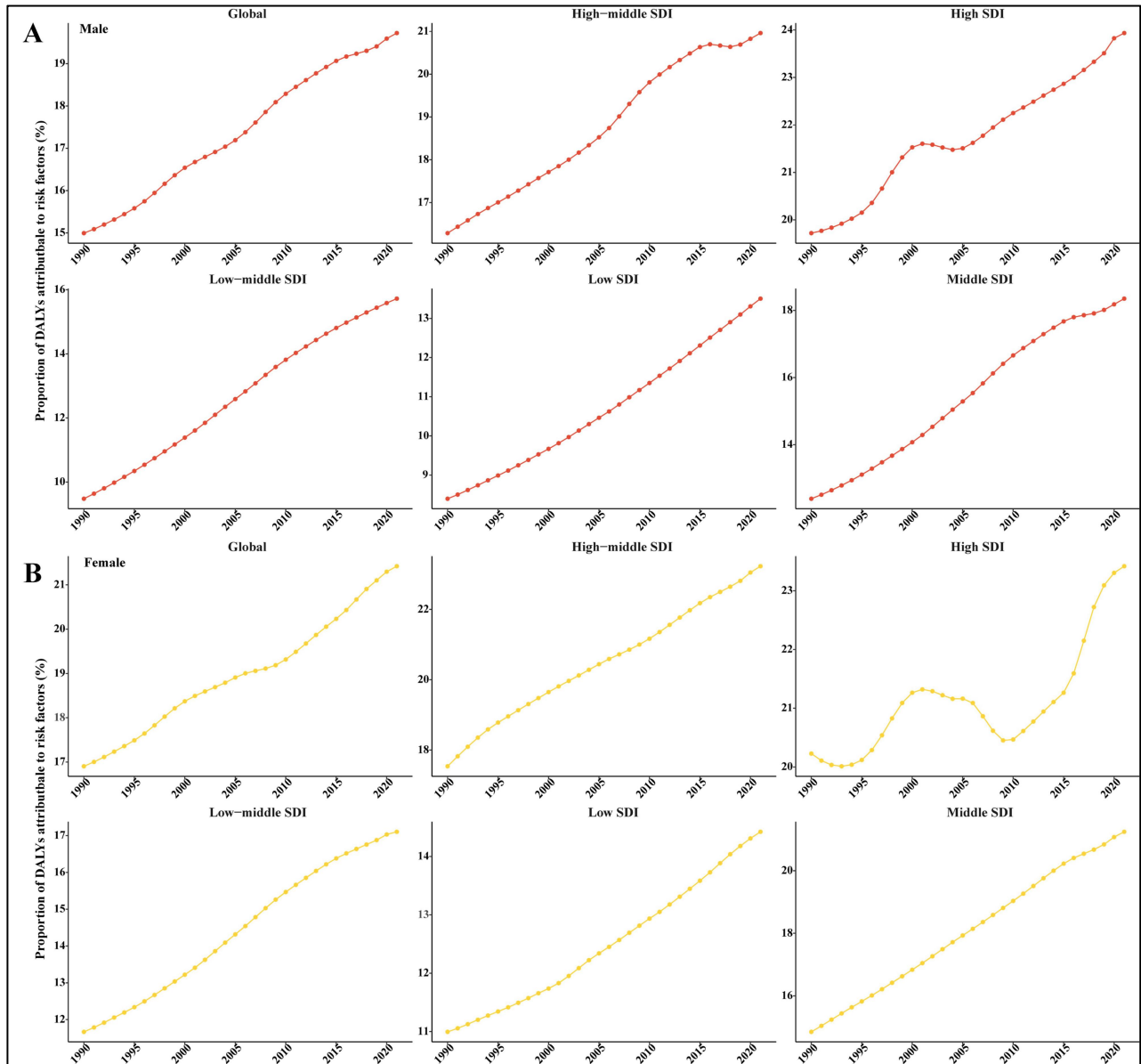


Figure S14. The proportion of DALYs of OA attributable to high BMI among males and females at the global and SDI quintile levels from 1990 to 2021. **(A)** Males. **(B)** Females. DALYs: disability-adjusted life years; OA: osteoarthritis; BMI: body-mass index; SDI: socio-demographic index.

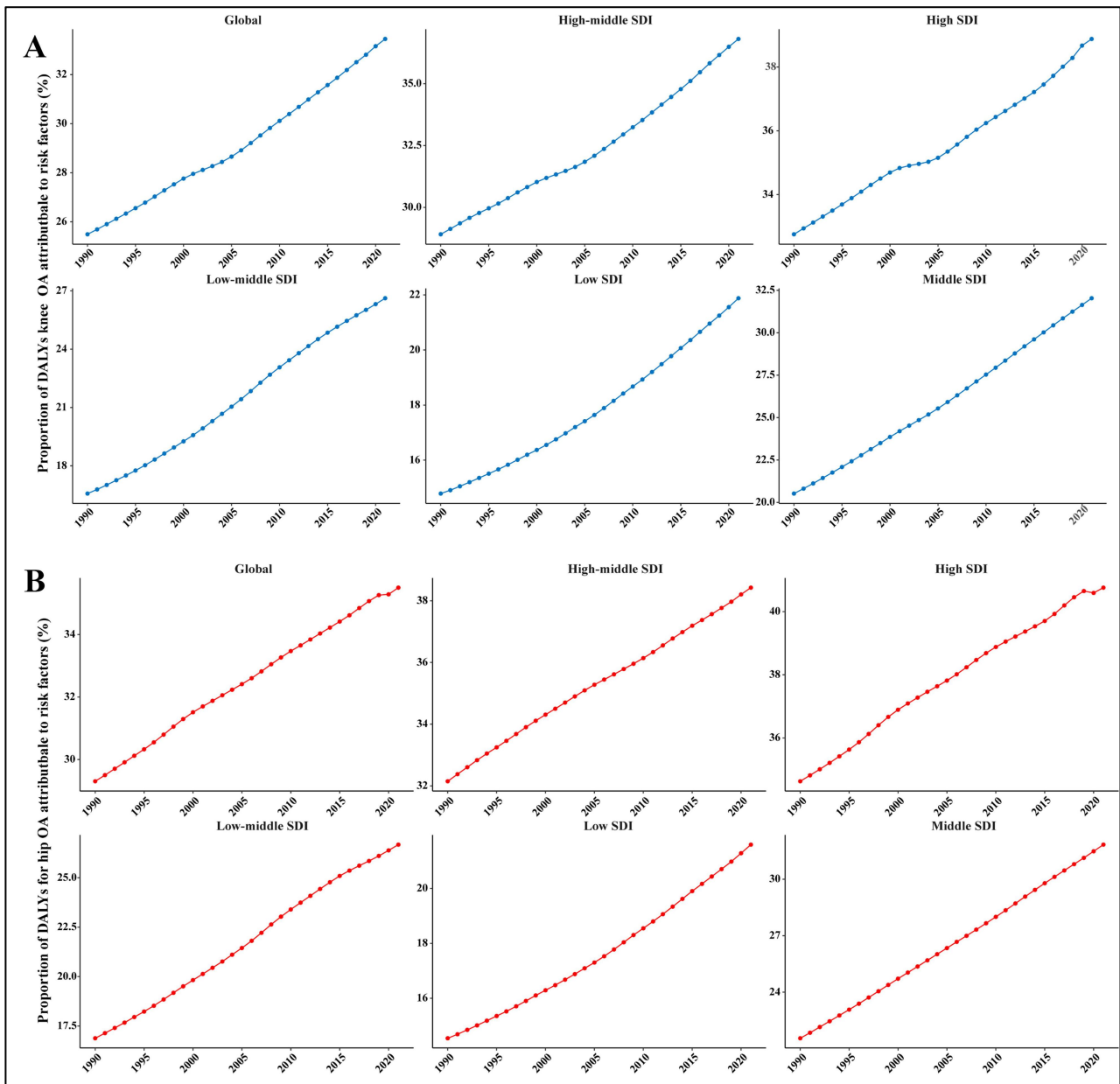


Figure S15. The proportion of DALYs of knee and hip OA attributable to high BMI among both sexes at the global and SDI quintile levels from 1990 to 2021. **(A)** Knee OA. **(B)** Hip OA. DALYs: disability-adjusted life years; OA: osteoarthritis; BMI: body-mass index; SDI: socio-demographic index.

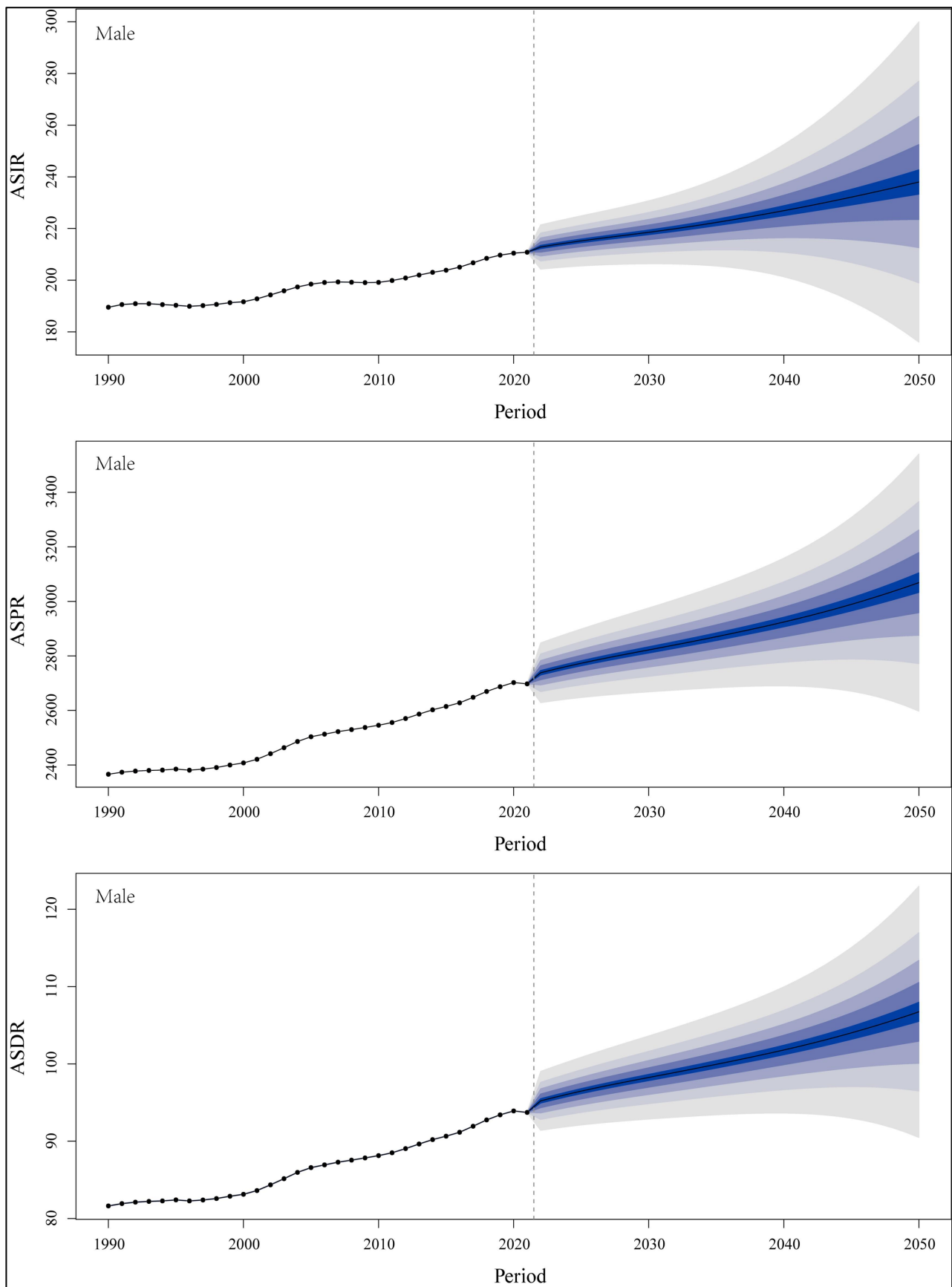


Figure S16. The projection of ASRs (per 100,000 population) of OA among males globally from 2021 to 2050. OA: osteoarthritis; DALYs: disability-adjusted life years rate; ASRs: age-standardized rates; ASIR: age-standardized incidence rate; ASPR: age-standardized prevalence rate; ASDR: age-standardized disability-adjusted life years rate.

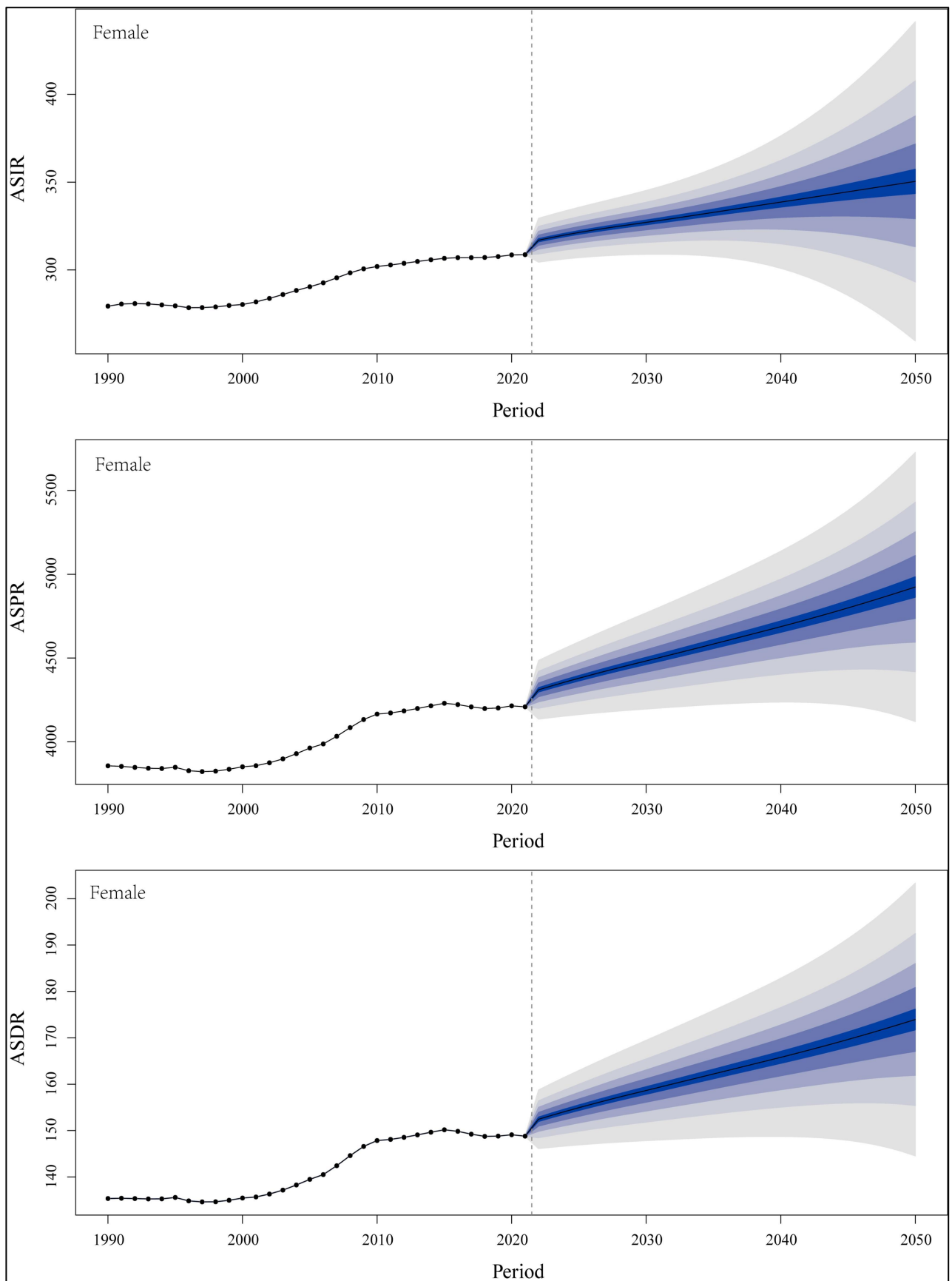


Figure S17. The projection of ASRs (per 100,000 population) of OA among females globally from 2021 to 2050. OA: osteoarthritis; DALYs: disability-adjusted life years rate; ASRs: age-standardized rates; ASIR: age-standardized incidence rate; ASPR: age-standardized prevalence rate; ASDR: age-standardized disability-adjusted life years rate.

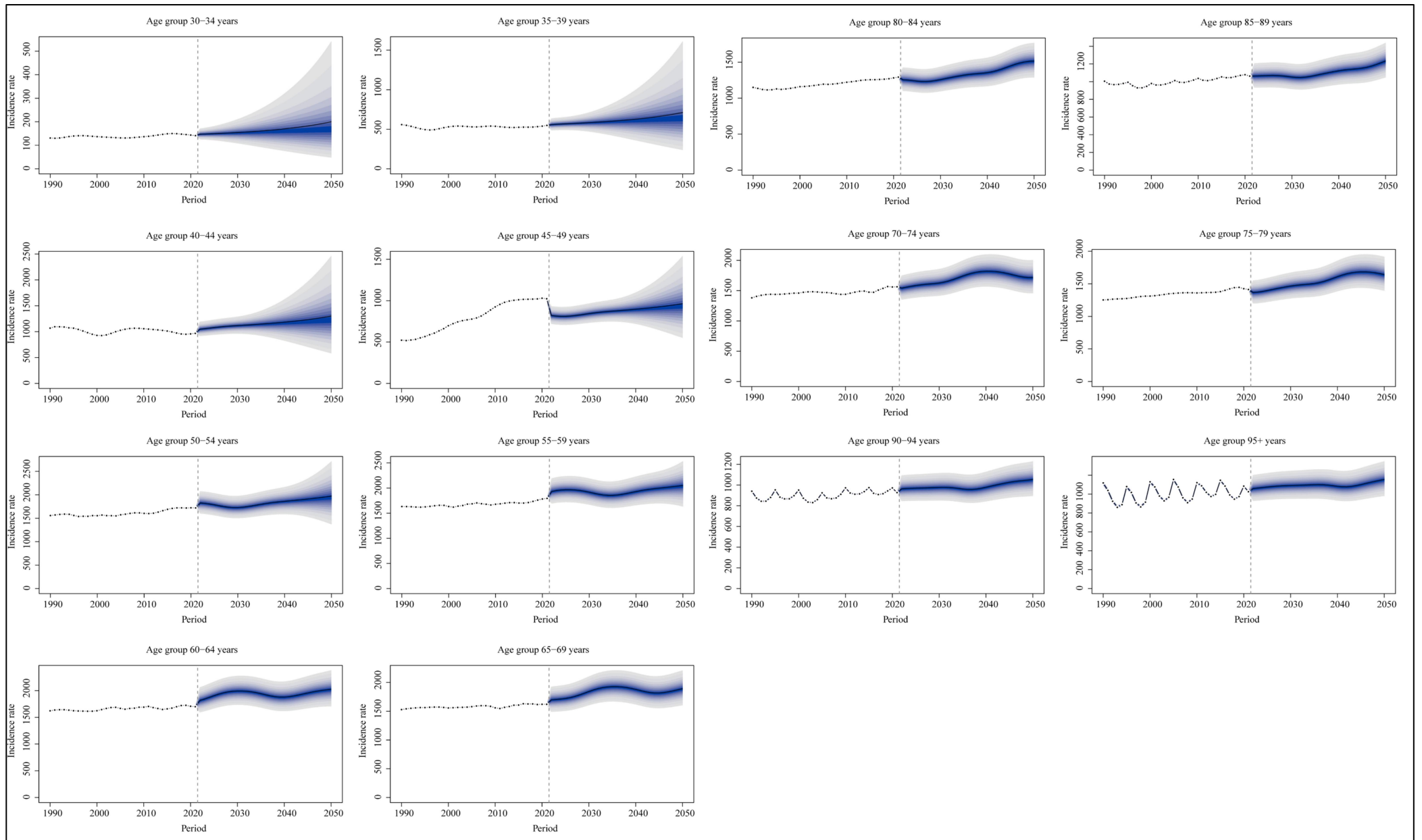


Figure S18. The projection of incidence rate (per 100,000 population) of OA across different age groups globally from 2021 to 2050. OA: osteoarthritis.

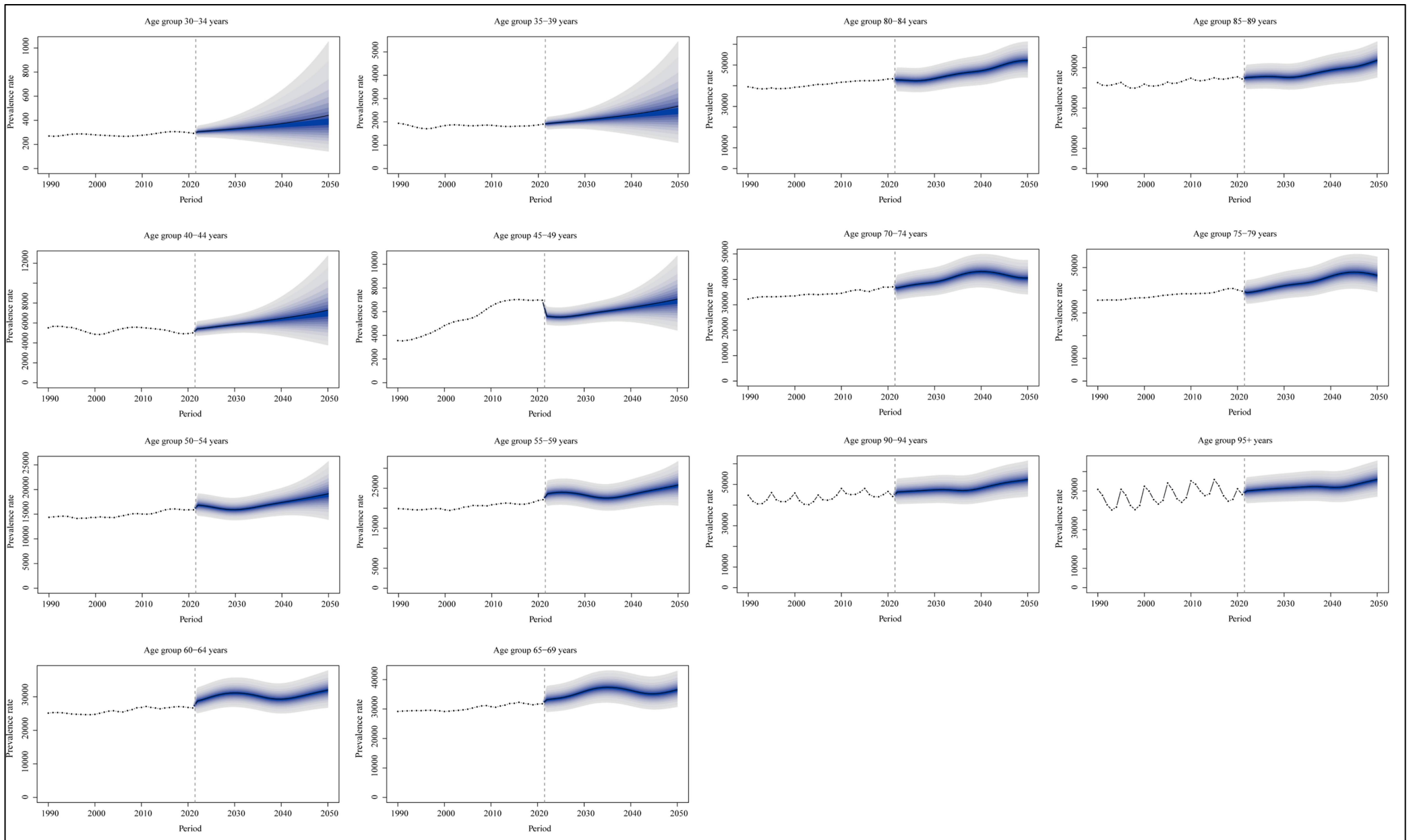


Figure S19. The projection of prevalence rate (per 100,000 population) of OA across different age groups globally from 2021 to 2050. OA: osteoarthritis.

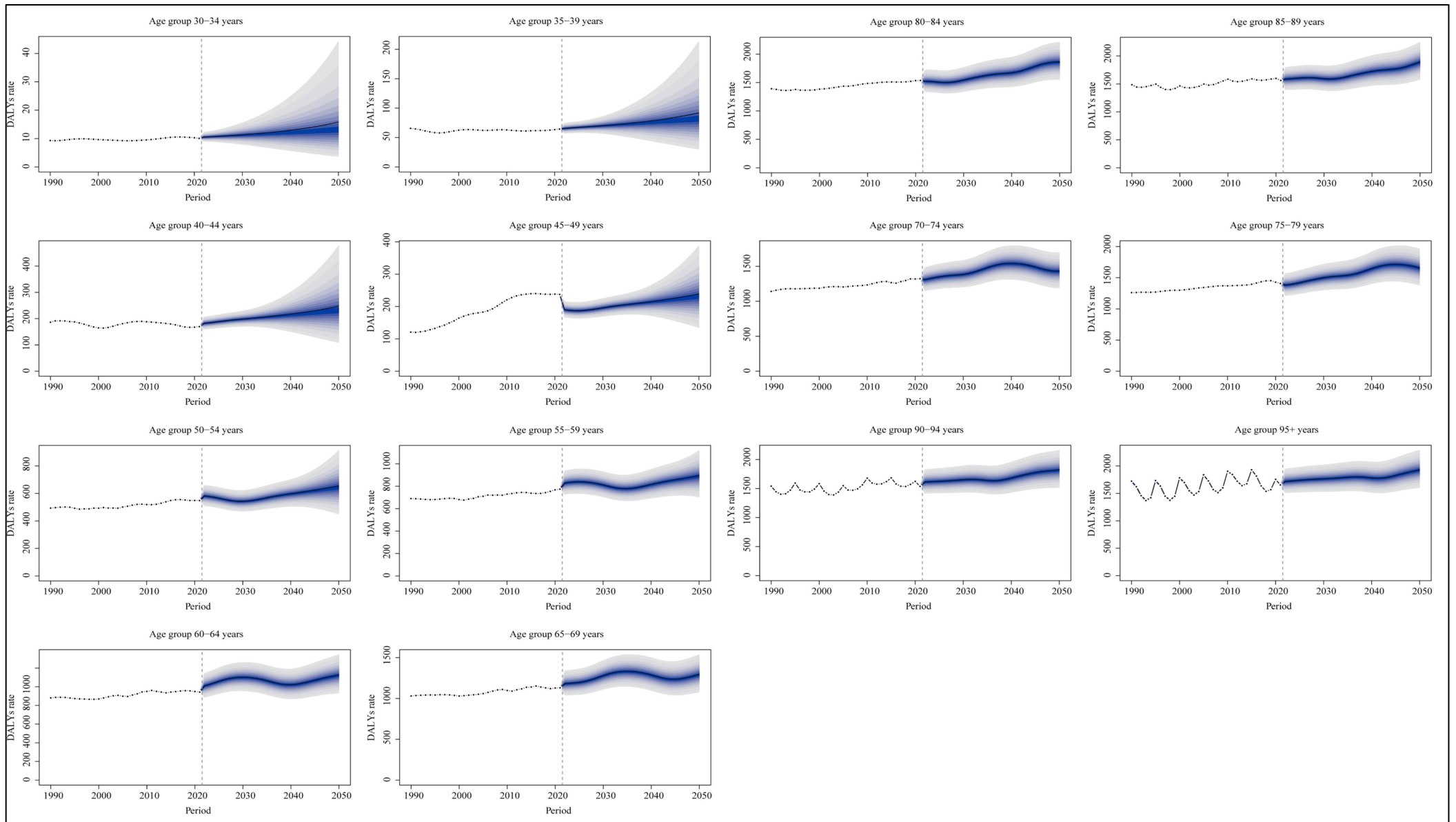


Figure S20. The projection of DALYs rate (per 100,000 population) of OA across different age groups globally from 2021 to 2050. DALYs: disability-adjusted life years; OA: osteoarthritis.

Table S1. The ASIR, ASPR, ASDR, and EAPCs of osteoarthritis from 1990 to 2021

Characteristics	ASIR (per 100,000 population)			ASPR (per 100,000 population)			ASDR (per 100,000 population)		
	1990	2021	EAPC (95%CI)	1990	2021	EAPC (95%CI)	1990	2021	EAPC (95%CI)
	Both (95%UI)	Both (95%UI)		Both (95%UI)	Both (95%UI)		Both (95%UI)	Both (95%UI)	
Global	489.78 (433.10-541.51)	535.00 (472.38-591.97)	0.33 (0.31-0.35)	6393.12 (5683.20-7059.53)	6967.29 (6180.70-7686.06)	0.34 (0.31-0.37)	222.80 (106.65-450.29)	244.50 (117.06-493.11)	0.37 (0.33-0.40)
Sex									
Male	408.56 (361.23-452.94)	445.74 (393.68-493.98)	0.28 (0.25-0.30)	5290.02 (4712.01-5894.75)	5773.36 (5125.94-6420.96)	0.29 (0.27-0.32)	182.42 (87.58-369.04)	200.52 (95.88-404.87)	0.31 (0.29-0.34)
Female	568.60 (502.58-627.86)	621.32 (548.49-686.94)	0.36 (0.32-0.39)	7354.53 (6532.33-8109.16)	8049.41 (7137.25-8892.72)	0.38 (0.34-0.43)	257.65 (123.39-520.40)	284.14 (136.29-573.11)	0.42 (0.37-0.47)
Types									
Osteoarthritis knee	330.26 (284.34-375.75)	353.67 (304.56-402.50)	0.28 (0.26-0.30)	3964.75 (3411.86-4536.40)	4294.27 (3695.04-4910.76)	0.33 (0.30-0.35)	127.14 (62.17-246.99)	137.59 (67.08-266.87)	0.33 (0.30-0.36)
Osteoarthritis hand	100.57 (74.51-128.13)	119.09 (88.73-151.13)	0.55 (0.48-0.61)	1944.84 (1476.85-2478.43)	2237.78 (1693.67-2851.21)	0.52 (0.44-0.60)	61.67 (27.93-127.04)	70.94 (32.23-146.27)	0.52 (0.45-0.60)
Osteoarthritis hip	19.27 (14.72-24.41)	20.67 (15.76-26.19)	0.28 (0.26-0.30)	391.66 (303.26-496.51)	416.01(321.23-529.74)	0.26 (0.23-0.28)	12.43 (5.86-25.21)	13.19 (6.20-26.65)	0.26 (0.24-0.29)
Osteoarthritis other	39.68 (32.01-50.71)	41.57 (33.45-53.36)	0.15 (0.15-0.16)	678.37 (532.31-876.68)	716.69 (560.15-930.47)	0.18 (0.18-0.18)	21.56 (10.01-45.31)	22.78 (10.54-47.81)	0.18 (0.18-0.18)
SDI									
High	568.82 (505.90-627.74)	611.30 (542.71-675.91)	0.21 (0.17-0.25)	7371.33 (6609.68-8130.17)	7897.27 (7067.13-8689.88)	0.24 (0.19-0.29)	262.74 (126.00-529.15)	283.13 (136.04-570.53)	0.27 (0.21-0.33)
High-middle	498.45 (441.11-549.27)	548.07 (481.66-608.49)	0.38 (0.35-0.42)	6557.50 (5802.43-7265.76)	7120.38 (6297.95-7879.76)	0.37 (0.33-0.41)	228.99 (109.20-462.13)	250.58 (119.78-503.69)	0.40 (0.36-0.44)
Middle	475.42 (419.58-527.87)	536.49 (473.16-595.02)	0.48 (0.44-0.52)	6066.13 (5375.33-6744.29)	6903.80 (6123.00-7643.11)	0.52 (0.48-0.56)	208.27 (100.47-419.68)	240.41 (115.09-483.99)	0.57 (0.53-0.61)
Low-middle	423.51 (374.68-469.50)	480.13 (424.96-533.01)	0.42 (0.40-0.44)	5326.73 (4722.18-5924.73)	6106.25 (5419.32-6763.20)	0.45 (0.43-0.48)	180.18 (86.93-364.19)	209.35 (100.40-422.62)	0.50 (0.48-0.53)
Low	408.88 (362.19-452.55)	447.12 (395.36-493.37)	0.29 (0.28-0.31)	5080.55 (4507.60-5674.54)	5605.58 (4967.54-6230.60)	0.32 (0.31-0.34)	170.90 (82.56-345.11)	190.93 (91.63-384.26)	0.37 (0.35-0.39)
Regions									
Andean Latin America	519.51 (461.53-577.69)	578.18 (511.33-641.10)	0.35 (0.34-0.37)	6602.95 (5861.30-7291.11)	7370.44 (6552.10-8123.13)	0.35 (0.34-0.37)	231.91 (111.18-466.16)	260.94 (125.19-526.82)	0.38 (0.36-0.40)
Australasia	555.78 (493.55-617.22)	620.09 (550.76-686.53)	0.34 (0.31-0.36)	7195.28 (6466.74-7950.86)	7917.60 (7098.38-8735.71)	0.31 (0.29-0.33)	254.48 (123.19-513.81)	283.38 (139.24-577.97)	0.34 (0.31-0.36)

Caribbean	513.03 (455.98-570.50)	555.77 (493.24-617.51)	0.29 (0.27-0.30)	6514.84 (5762.16-7198.00)	7134.56 (6327.26-7876.59)	0.32 (0.31-0.33)	228.48 (109.52-461.20)	251.06 (120.09-508.25)	0.34 (0.32-0.35)
Central Asia	444.99 (392.55-498.51)	504.46 (442.21-565.75)	0.43 (0.39-0.46)	6143.82 (5368.48-6965.53)	7034.89 (6120.08-8010.15)	0.47 (0.42-0.51)	215.80 (104.18-434.30)	249.29 (119.63-500.56)	0.50 (0.45-0.55)
Central Europe	474.27 (419.37-525.88)	522.05 (460.81-580.35)	0.33 (0.32-0.35)	6276.97 (5554.86-7001.94)	6948.51 (6129.15-7752.72)	0.36 (0.34-0.37)	218.64 (104.72-441.82)	245.41 (117.63-496.21)	0.41 (0.39-0.43)
Central Latin America	527.96 (468.13-587.05)	589.49 (521.45-652.52)	0.37 (0.36-0.37)	6661.13 (5900.48-7353.18)	7499.49 (6635.38-8259.93)	0.40 (0.39-0.41)	231.66 (110.81-468.03)	264.58 (126.15-535.65)	0.45 (0.44-0.46)
Central Sub-Saharan Africa	441.86 (390.35-491.24)	463.08 (409.68-515.24)	0.12 (0.07-0.16)	5622.81 (4965.80-6260.93)	5940.49 (5268.27-6589.54)	0.13 (0.08-0.18)	191.36 (91.09-387.34)	204.30 (97.78-412.23)	0.17 (0.11-0.23)
East Asia	487.30 (428.32-544.04)	554.47 (486.91-619.37)	0.58 (0.50-0.65)	6157.54 (5425.37-6866.85)	7036.10 (6216.29-7835.76)	0.60 (0.52-0.69)	211.00 (102.08-424.58)	245.04 (117.45-492.41)	0.66 (0.58-0.75)
Eastern Europe	550.43 (484.03-614.18)	584.97 (515.25-651.42)	0.29 (0.26-0.31)	7541.08 (6611.08-8496.07)	7906.11 (6954.04-8880.09)	0.28 (0.24-0.32)	265.83 (126.81-540.87)	280.78 (134.37-567.03)	0.32 (0.27-0.37)
Eastern Sub-Saharan Africa	411.50 (363.20-457.47)	461.02 (407.42-509.93)	0.39 (0.37-0.40)	5113.71 (4544.28-5704.44)	5829.96 (5160.63-6476.62)	0.44 (0.43-0.46)	173.52 (83.30-351.43)	200.97 (96.11-405.27)	0.51 (0.49-0.52)
High-income Asia Pacific	641.16 (568.18-707.78)	682.07 (606.06-752.84)	0.35 (0.22-0.49)	8071.98 (7169.35-8905.87)	8608.63 (7674.07-9485.19)	0.42 (0.24-0.59)	291.10 (139.90-587.96)	314.98 (150.55-636.77)	0.51 (0.29-0.73)
High-income North America	605.72 (535.69-670.62)	646.38 (572.29-715.37)	0.07 (-0.07-0.21)	7987.16 (7188.90-8824.97)	8421.62 (7534.98-9282.03)	0.09 (-0.04-0.23)	286.25 (137.18-576.08)	300.89 (144.87-606.97)	0.07 (-0.08-0.22)
North Africa and Middle East	424.31 (375.36-470.67)	488.31 (433.70-542.33)	0.44 (0.41-0.47)	5362.22 (4751.55-5979.22)	6265.22 (5572.94-6946.23)	0.49 (0.45-0.52)	183.41 (87.76-371.84)	215.92 (103.37-437.62)	0.51 (0.47-0.55)
Oceania	441.66 (389.80-491.69)	480.95 (423.12-536.36)	0.25 (0.22-0.27)	5637.24 (5022.89-6261.36)	6196.48 (5474.55-6895.02)	0.28 (0.25-0.30)	192.33 (92.49-385.92)	212.87 (102.99-428.52)	0.30 (0.28-0.33)
South Asia	430.77 (382.03-477.59)	495.01 (436.64-548.03)	0.47 (0.44-0.49)	5407.04 (4798.72-5985.59)	6326.13 (5612.39-7009.64)	0.53 (0.51-0.56)	181.92 (87.80-368.21)	216.90 (104.00-438.04)	0.60 (0.58-0.63)
Southeast Asia	376.04 (332.26-418.37)	437.13 (386.13-485.01)	0.51 (0.50-0.51)	4796.58 (4256.53-5377.23)	5675.80 (5001.76-6320.89)	0.56 (0.55-0.57)	163.30 (78.14-329.58)	196.18 (93.56-393.42)	0.61 (0.61-0.62)
Southern Latin America	540.18 (478.83-600.89)	596.27 (530.39-660.42)	0.29 (0.26-0.32)	7001.84 (6250.94-7759.15)	7669.24 (6896.46-8466.30)	0.29 (0.26-0.31)	247.99 (118.32-499.99)	273.53 (131.22-548.73)	0.31 (0.28-0.34)
Southern Sub-Saharan Africa	513.31 (454.83-568.81)	557.24 (493.49-618.18)	0.28 (0.27-0.29)	6559.80 (5794.82-7289.01)	7161.23 (6333.34-7951.33)	0.31 (0.30-0.32)	229.15 (110.10-460.99)	249.45 (120.36-500.63)	0.30 (0.29-0.32)
Tropical Latin America	527.59 (467.44-585.25)	589.12 (521.39-650.60)	0.38 (0.37-0.39)	6604.05 (5863.57-7307.66)	7424.65 (6582.79-8241.00)	0.40 (0.39-0.41)	228.15 (109.07-460.14)	259.93 (124.74-524.63)	0.45 (0.43-0.46)
Western Europe	521.51 (465.66-578.73)	557.66 (497.27-618.53)	0.19 (0.17-0.21)	6736.67 (6071.81-7425.01)	7113.44 (6407.11-7867.10)	0.17 (0.15-0.19)	238.56 (115.19-479.88)	253.58 (123.06-510.55)	0.19 (0.17-0.22)
Western Sub-Saharan Africa	439.61 (387.27-489.07)	483.84 (427.08-536.68)	0.32 (0.30-0.33)	5494.22 (4872.02-6124.65)	6075.81 (5385.72-6757.27)	0.34 (0.32-0.35)	187.48 (90.32-378.77)	210.09 (101.11-424.67)	0.39 (0.37-0.40)

Table S2. Three regions with the top and bottom burden of osteoarthritis in 1990 and 2021

Period	Measure	Top three regions						Bottom three regions					
		Both	Number	Male	Number	Female	Number	Both	Number	Male	Number	Female	Number
1990	Incident	East Asia	4836774.22	East Asia	1972643.65	East Asia	2864130.57	Central Sub-Saharan Africa	122007.42	Central Sub-Saharan Africa	49165.54	Central Sub-Saharan Africa	72841.88
		South Asia	2993307.58	South Asia	1257621.54	South Asia	1735686.04	Andean Latin America	121136.54	Andean Latin America	48355.01	Andean Latin America	72781.53
		Western Europe	2630868.23	Western Europe	997337.34	Western Europe	1633530.89	Oceania	16658.74	Oceania	7517.23	Oceania	9141.51
	Prevalent	East Asia	55506569.16	East Asia	22121960.82	East Asia	33384608.35	Andean Latin America	1383605.90	Andean Latin America	548064.67	Andean Latin America	835541.23
		Western Europe	37369610.85	South Asia	13427714.95	Western Europe	24259326.27	Central Sub-Saharan Africa	1314104.88	Central Sub-Saharan Africa	522232.87	Central Sub-Saharan Africa	791872.00
		South Asia	32454744.62	Western Europe	13110284.59	South Asia	19027029.67	Oceania	176695.89	Oceania	80790.45	Oceania	95905.44
	DALYs	East Asia	1904131.52	East Asia	760997.72	East Asia	1143133.80	Andean Latin America	48493.67	Andean Latin America	18967.08	Andean Latin America	29526.59
		Western Europe	1327348.42	Western Europe	457342.37	Western Europe	870006.06	Central Sub-Saharan Africa	44741.36	Central Sub-Saharan Africa	17634.88	Central Sub-Saharan Africa	27106.47
		South Asia	1094409.84	South Asia	449545.68	South Asia	644864.16	Oceania	6038.08	Oceania	2766.55	Oceania	3271.53
	ASIR	High-income Asia Pacific	641.16	High-income North America	532.73	High-income Asia Pacific	766.87	North Africa and Middle East	424.31	Central Asia	349.85	North Africa and Middle East	472.96
		High-income North America	605.72	High-income Asia Pacific	502.22	High-income North America	672.08	Eastern Sub-Saharan Africa	411.50	South Asia	348.16	Eastern Sub-Saharan Africa	454.99
		Australasia	555.78	Eastern Europe	499.99	Australasia	643.06	Southeast Asia	376.04	Southeast Asia	325.31	Southeast Asia	422.33
	ASPR	High-income Asia Pacific	8071.98	High-income North America	7073.32	High-income Asia Pacific	9418.06	North Africa and Middle East	5362.22	Central Asia	4230.70	North Africa and Middle East	5966.24
		High-income North America	7987.16	Eastern Europe	6659.00	High-income North America	8730.46	Eastern Sub-Saharan Africa	5113.71	South Asia	4230.70	Eastern Sub-Saharan Africa	5676.39
		Eastern Europe	7541.08	High-income Asia Pacific	6369.58	Australasia	8188.50	Southeast Asia	4796.58	Southeast Asia	4230.70	Southeast Asia	5293.77
	ASDR	High-income Asia Pacific	291.10	High-income North America	250.06	High-income Asia Pacific	343.72	South Asia	181.92	Eastern Sub-Saharan Africa	153.46	North Africa and Middle East	204.50
		High-income North America	286.25	Eastern Europe	232.73	High-income North America	315.22	Eastern Sub-Saharan Africa	173.52	Southeast Asia	144.01	Eastern Sub-Saharan Africa	193.20
		Eastern Europe	265.83	High-income Asia Pacific	223.69	Australasia	292.26	Southeast Asia	163.30	South Asia	142.91	Southeast Asia	180.26

2021	Incident	East Asia	12051700.47	East Asia	4826671.02	East Asia	7225029.45	Caribbean	296169.90	Caribbean	124758.93	Caribbean	171410.97
		South Asia	8220377.67	South Asia	3222647.24	South Asia	4997730.43	Australasia	269451.73	Australasia	111562.27	Australasia	157889.46
		Western Europe	3918887.82	Western Europe	1564422.70	Western Europe	2354465.12	Oceania	47742.61	Oceania	20853.86	Oceania	26888.76
	Prevalent	East Asia	158285423.70	East Asia	62255515.86	East Asia	96029907.87	Caribbean	3852891.90	Caribbean	1591546.08	Caribbean	2261345.82
		South Asia	96531168.75	South Asia	36747956.49	South Asia	59783212.25	Central Sub-Saharan Africa	3517437.90	Central Sub-Saharan Africa	1427895.53	Central Sub-Saharan Africa	2089542.37
		Western Europe	59567388.69	Western Europe	22700410.39	Western Europe	36866978.29	Oceania	508188.97	Oceania	226237.55	Oceania	281951.42
	DALYs	East Asia	5518037.40	East Asia	2165589.00	East Asia	3352448.40	Caribbean	135591.29	Caribbean	55485.64	Caribbean	80105.65
		South Asia	3311235.91	South Asia	1245901.34	South Asia	2065334.58	Central Sub-Saharan Africa	120682.34	Central Sub-Saharan Africa	48733.10	Central Sub-Saharan Africa	71949.25
		Western Europe	2131317.24	Western Europe	797771.47	Western Europe	1333545.77	Oceania	17457.20	Oceania	7772.48	Oceania	9684.72
	ASIR	High-income Asia Pacific	682.07	High-income North America	558.51	High-income Asia Pacific	829.80	Central Sub-Saharan Africa	463.08	South Asia	392.10	Central Sub-Saharan Africa	514.86
		High-income North America	646.38	Southern Sub-Saharan Africa	536.31	High-income North America	729.65	Eastern Sub-Saharan Africa	461.02	Central Asia	382.15	Eastern Sub-Saharan Africa	501.28
		Australasia	620.09	High-income Asia Pacific	533.69	Australasia	708.49	Southeast Asia	437.13	Southeast Asia	377.39	Southeast Asia	492.37
	ASPR	High-income Asia Pacific	8608.63	High-income North America	7344.41	High-income Asia Pacific	10345.22	Central Sub-Saharan Africa	5940.49	Central Asia	5000.14	Central Sub-Saharan Africa	6591.36
		High-income North America	8421.62	Eastern Europe	6952.17	High-income North America	9384.59	Eastern Sub-Saharan Africa	5829.96	Southeast Asia	4986.16	Eastern Sub-Saharan Africa	6331.67
		Australasia	7917.60	Southern Sub-Saharan Africa	6835.26	Australasia	8979.31	Southeast Asia	5675.80	South Asia	4906.10	Southeast Asia	6280.17
ASDR	High-income Asia Pacific	314.98	High-income North America	258.15	High-income Asia Pacific	384.97	Central Sub-Saharan Africa	204.30	Central Asia	173.65	Central Sub-Saharan Africa	227.76	
	High-income North America	300.89	Eastern Europe	245.07	High-income North America	338.83	Eastern Sub-Saharan Africa	200.97	Southeast Asia	172.20	Eastern Sub-Saharan Africa	218.51	
	Australasia	283.38	Southern Sub-Saharan Africa	238.88	Australasia	324.73	Southeast Asia	196.18	South Asia	165.97	Southeast Asia	217.15	

Table S3. The incident case, prevalent case, DALYs and their changes of osteoarthritis among 204 countries and territories from 1990 to 2021

Country	Incident case			Prevalent case			DALYs		
	1990	2021	1990-2021	1990	2021	1990-2021	1990	2021	1990-2021
	Both (95%UI)	Both (95%UI)	Change (%)	Both (95%UI)	Both (95%UI)	Change (%)	Both (95%UI)	Both (95%UI)	Change (%)
Afghanistan	27287.14 (23791.40-30990.44)	57027.01 (49382.26-64358.73)	108.99 (94.53-123.73)	321991.29 (283428.68-361803.75)	546859.25 (480077.52-609142.83)	69.84 (61.98-78.43)	10777.63 (5227.44-21149.16)	18084.93 (8774.79-36668.69)	67.80 (59.04-77.24)
Albania	9185.71 (8123.81-10211.06)	17460.82 (15374.09-19596.73)	90.09 (82.14-98.45)	106048.15 (94170.97-117357.18)	248148.77 (218659.47-276763.93)	134.00 (125.92-142.37)	3648.68 (1770.33-7290.51)	8677.42 (4127.20-17605.22)	137.82 (128.70-147.86)
Algeria	58393.22 (51616.03-65377.18)	209506.85 (183863.57-233742.72)	258.79 (245.55-272.37)	677464.87 (597902.38-758233.11)	2432559.20 (2150380.55-2697828.39)	259.07 (247.36-270.27)	23230.05 (11038.45-47246.95)	84149.99 (40665.34-169768.89)	262.25 (248.84-276.36)
American Samoa	159.64 (139.93-178.21)	323.39 (283.81-361.15)	102.57 (94.50-110.52)	1736.72 (1537.19-1950.03)	3972.39 (3516.21-4396.81)	128.73 (121.12-135.92)	60.82 (28.72-122.66)	138.44 (66.50-282.11)	127.65 (119.12-136.51)
Andorra	308.07 (272.45-344.21)	806.21 (714.75-900.19)	161.69 (152.78-171.04)	3839.88 (3446.04-4260.12)	10783.66 (9708.90-11941.60)	180.83 (173.70-188.03)	136.40 (65.57-277.15)	383.97 (184.47-765.25)	181.50 (174.02-191.39)
Angola	24000.87 (21032.81-26933.40)	83357.00 (72517.33-93086.30)	247.31 (235.91-258.64)	252573.55 (218756.26-284310.81)	869768.55 (761428.36-975501.47)	244.36 (234.58-254.29)	8723.32 (4124.01-17531.13)	30158.42 (14452.69-60591.86)	245.72 (232.86-257.99)
Antigua and Barbuda	261.91 (234.54-289.52)	663.09 (581.25-741.16)	153.17 (144.41-163.06)	3537.37 (3151.96-3899.99)	8259.78 (7313.21-9225.89)	133.50 (127.24-140.72)	125.18 (59.09-252.46)	290.95 (138.89-585.96)	132.42 (124.55-141.24)
Argentina	175240.51 (154713.47-195453.94)	311889.59 (277214.89-345791.60)	77.98 (72.67-83.68)	2279648.28 (2035021.59-2531459.93)	4194310.64 (3775256.87-4616497.10)	83.99 (79.04-89.07)	80960.14 (38452.28-162324.99)	150106.55 (71901.74-303301.74)	85.41 (79.39-91.32)
Armenia	12389.73 (10850.76-13989.92)	19889.61 (17445.58-22467.64)	60.53 (54.59-66.86)	156998.66 (136161.01-177816.25)	296565.56 (256205.25-339560.73)	88.90 (82.10-96.17)	5466.94 (2629.43-10899.93)	10518.06 (5107.34-21121.97)	92.39 (84.34-100.34)
Australia	103534.97 (92498.77-114683.22)	225080.14 (199821.48-251381.91)	117.40 (110.30-124.99)	1383918.40 (1243299.24-1529471.11)	3294936.82 (2968752.85-3631540.28)	138.09 (131.22-145.15)	49047.85 (23740.21-98909.20)	118305.78 (58625.77-241248.79)	141.20 (132.64-149.53)
Austria	51884.78 (46358.05-57454.54)	78648.62 (70337.56-87916.28)	51.58 (47.46-56.38)	750066.72 (675574.61-827423.14)	1167787.79 (1058282.84-1289388.54)	55.69 (51.91-59.80)	26566.64 (12792.12-53033.56)	41716.45 (20002.70-84033.57)	57.03 (52.39-62.41)
Azerbaijan	25059.25 (21622.61-28310.85)	61652.84 (53118.12-70036.64)	146.03 (137.64-155.09)	323778.81 (279068.31-372561.75)	771551.15 (660881.70-879386.85)	138.30 (129.72-146.95)	11420.29 (5453.69-23077.56)	27347.57 (13226.90-54528.69)	139.46 (129.47-148.79)
Bahamas	993.23 (876.28-1107.19)	2722.32 (2370.90-3044.24)	174.09 (164.05-186.66)	11361.45 (10136.65-12639.17)	32754.01 (28800.53-36382.87)	188.29 (180.03-197.38)	402.66 (190.94-809.57)	1159.35 (558.16-2332.32)	187.92 (178.43-198.24)
Bahrain	1351.88 (1194.94-1500.38)	8147.28 (7061.02-9159.45)	502.66 (474.56-531.18)	12686.25 (11231.54-14184.64)	80203.38 (70945.51-90083.32)	532.21 (511.00-553.10)	438.81 (205.89-900.47)	2765.90 (1306.16-5571.85)	530.32 (507.75-557.83)
Bangladesh	223684.26 (198212.01-248765.26)	690026.90 (612219.56-767880.58)	208.48 (198.21-219.50)	2470610.86 (2192025.94-2737062.55)	8297327.05 (7370625.42-9214630.37)	235.84 (225.54-245.94)	83618.70 (40288.47-168313.21)	284515.64 (137093.17-577735.07)	240.25 (227.58-254.29)
Barbados	1359.66 (1202.53-1509.04)	2709.65 (2387.50-3047.14)	99.29 (90.32-107.32)	19303.96 (17252.74-21345.22)	38371.00 (33784.92-42487.32)	98.77 (93.12-104.20)	687.86 (321.83-1389.17)	1365.63 (649.64-2778.74)	98.53 (91.75-104.64)
Belarus	63143.24 (55568.29-70531.80)	80484.3 (170517.89-90198.29)	27.46 (23.91-31.25)	894797.22 (788274.07-1008658.33)	1219042.64 (1073903.34-1368927.41)	36.24 (32.60-39.95)	31504.48 (15062.61-64042.55)	43468.46 (20750.22-86959.82)	37.98 (33.28-42.60)
Belgium	68465.60 (60991.54-76513.42)	97578.64 (86702.98-108987.00)	42.52 (38.44-47.40)	982108.45 (881171.33-1084366.44)	1478912.90 (1337143.06-1635290.53)	50.59 (47.12-54.72)	34843.91 (16682.98-69416.58)	52625.47 (25527.62-106465.48)	51.03 (46.49-55.67)
Belize	496.98 (440.28-550.02)	2061.49 (1815.72-2294.14)	314.81 (300.32-331.15)	5979.89 (5313.62-6634.81)	23216.26 (20541.14-25750.71)	288.24 (276.60-302.31)	209.83 (101.45-419.47)	816.83 (390.96-1663.82)	289.29 (275.97-305.81)
Benin	9508.32 (8400.25-10545.90)	32568.98 (28506.51-36258.31)	242.53 (230.12-253.58)	106754.11 (94726.97-119330.90)	343780.31 (306791.56-381589.96)	222.03 (211.40-233.09)	3618.89 (1742.58-7290.42)	11869.55 (5697.97-23986.80)	227.99 (214.86-241.00)

Bermuda	384.12 (338.53-426.61)	670.47 (592.72-745.56)	74.55 (67.76-83.02)	4755.37 (4236.07-5249.93)	9996.99 (8837.57-10989.95)	110.23 (104.37-117.53)	170.12 (80.51-345.29)	359.06 (172.79-735.43)	111.06 (104.01-119.13)
Bhutan	1259.13 (1111.55-1408.84)	3180.50 (2819.72-3532.29)	152.60 (144.30-161.59)	13318.69 (11793.63-14892.34)	37238.23 (33076.40-41199.34)	179.59 (170.35-189.61)	452.93 (219.90-908.85)	1281.59 (621.12-2600.86)	182.96 (171.36-194.61)
Bolivia (Plurinational State of)	18351.33 (16218.11-20443.03)	57029.84 (50392.13-63358.58)	210.77 (200.87-220.54)	203683.60 (180657.93-226607.72)	666485.83 (590520.74-738699.58)	227.22 (216.97-237.31)	7050.14 (3371.39-14207.89)	23288.59 (11170.09-47119.68)	230.33 (218.43-242.62)
Bosnia and Herzegovina	19585.38 (17166.30-21960.72)	26326.54 (23132.59-29466.07)	34.42 (28.99-39.92)	234845.20 (206726.13-262201.70)	391736.09 (346442.37-440350.45)	66.81 (60.57-73.22)	8100.04 (3852.38-16233.06)	13707.03 (6542.58-27707.40)	69.22 (61.94-76.64)
Botswana	3011.99 (2675.04-3378.67)	10298.12 (9102.60-11420.24)	241.90 (229.19-254.36)	33411.74 (29776.22-37407.51)	109840.34 (97516.75-122269.24)	228.75 (218.62-238.85)	1156.19 (547.72-2324.35)	3800.02 (1831.39-7654.76)	228.67 (217.89-241.46)
Brazil	538758.49 (474540.52-599987.99)	1533312.78 (1353748.32-1694669.80)	184.60 (179.87-189.11)	6033181.80 (5347514.03-6684708.36)	18970857.79 (16804901.87-21077260.10)	214.44 (210.36-218.66)	208123.58 (99503.48-418167.95)	663901.66 (318773.54-1339004.65)	218.99 (214.05-224.24)
Brunei Darussalam	906.73 (797.36-1003.88)	3203.59 (2817.53-3554.52)	253.31 (239.69-266.33)	9011.38 (8058.41-9964.31)	34031.74 (30247.67-37597.12)	277.65 (266.87-288.94)	321.78 (153.33-649.16)	1223.46 (582.86-2448.41)	280.22 (267.22-293.12)
Bulgaria	57146.41 (50341.94-64002.68)	59409.74 (52593.76-65848.04)	3.96 (0.39-7.53)	791590.39 (692118.02-88939.47)	936043.36 (826382.05-1044846.14)	18.25 (14.88-21.59)	27784.25 (13266.96-55751.93)	33206.64 (16137.48-67206.41)	19.52 (15.87-23.85)
Burkina Faso	19593.17 (17143.28-21970.66)	49304.03 (43078.96-54825.90)	151.64 (142.32-161.04)	217159.12 (192068.00-243494.94)	521316.59 (463357.74-586311.20)	140.06 (132.63-148.10)	7331.69 (3537.23-14818.35)	17798.28 (8611.92-35905.27)	142.76 (133.44-152.05)
Burundi	10533.50 (9293.49-11673.84)	26111.53 (22939.76-29320.36)	147.89 (140.45-155.14)	116072.34 (103027.25-129637.18)	264422.54 (233713.33-296285.47)	127.81 (121.50-134.85)	3955.43 (1913.25-7939.87)	9035.49 (4359.22-18146.02)	128.43 (120.79-137.76)
Cabo Verde	877.51 (774.37-988.10)	2532.98 (2238.00-2844.88)	188.66 (175.76-200.88)	11780.94 (10397.80-13212.12)	29550.82 (26139.30-32888.11)	150.84 (141.20-160.24)	405.14 (195.79-813.01)	1027.46 (494.19-2071.01)	153.61 (142.44-165.08)
Cambodia	18793.04 (16448.32-21070.10)	56902.76 (50230.93-63537.98)	202.79 (191.84-216.01)	204929.54 (181011.33-228887.53)	659749.49 (587709.16-739198.60)	221.94 (209.71-234.60)	6904.52 (3331.86-14077.32)	22484.74 (10740.19-45064.47)	225.65 (211.08-241.01)
Cameroon	23980.27 (21000.70-26764.92)	82772.35 (73055.74-92139.82)	245.17 (231.78-257.42)	259289.49 (230455.47-290263.92)	852478.86 (762205.78-940130.55)	228.77 (217.69-239.78)	8831.21 (4271.94-17831.07)	29381.20 (14159.32-59080.32)	232.70 (219.97-246.46)
Canada	128827.85 (114244.35-144137.73)	263975.92 (232772.41-297164.84)	104.91 (97.85-111.89)	1824017.73 (1600678.65-2046086.79)	4163156.38 (3679838.46-4663100.96)	128.24 (122.10-133.97)	63957.74 (31071.65-130702.97)	146844.93 (71051.19-296531.55)	129.60 (121.61-137.44)
Central African Republic	5883.78 (5145.16-6580.74)	13041.90 (11395.03-14582.93)	121.66 (113.19-129.27)	61668.37 (54203.05-68965.73)	129289.96 (114759.95-144249.08)	109.65 (102.31-116.53)	2079.57 (1000.01-4212.52)	4377.99 (2111.72-8874.33)	110.52 (101.96-119.62)
Chad	12181.15 (10745.41-13630.81)	30986.72 (27232.40-34601.58)	154.38 (145.00-165.12)	139179.70 (123429.64-155558.52)	318880.39 (282303.88-358853.94)	129.11 (120.68-138.49)	4708.41 (2276.20-9519.13)	10825.32 (5277.49-21890.88)	129.91 (119.83-140.17)
Chile	58213.53 (51807.45-64572.81)	145187.62 (129824.00-162035.35)	149.41 (140.75-157.90)	701689.44 (626386.77-776446.26)	1951585.56 (1759442.64-2155187.41)	178.13 (169.93-186.00)	24661.87 (11880.33-50150.57)	69420.82 (33532.08-138325.97)	181.49 (171.91-191.12)
China	4654141.48 (4075192.05-5212885.65)	11652721.19 (10207638.21-13107929.18)	150.37 (142.75-157.10)	53352514.68 (46603087.10-59685781.45)	152848105.93 (134655962.16-170842262.84)	186.49 (179.62-192.93)	1829415.63 (880107.77-3682519.91)	5327389.98 (2541781.20-10678674.95)	191.21 (183.62-198.69)
Colombia	104721.43 (93002.31-117050.64)	311332.96 (273697.43-346614.46)	197.30 (186.34-208.86)	1169852.16 (1033377.13-1299615.46)	4025156.32 (3565880.18-4466444.72)	244.07 (233.32-255.40)	40679.96 (19449.83-81303.31)	142072.89 (67444.44-289099.67)	249.25 (235.03-262.05)
Comoros	956.02 (837.75-1072.32)	2635.83 (2323.09-2942.15)	175.71 (166.33-184.21)	10342.70 (9169.82-11583.52)	29374.78 (25981.92-32840.57)	184.01 (174.26-193.01)	353.04 (170.19-715.41)	1012.17 (485.55-2055.19)	186.70 (175.23-197.46)
Congo	5796.06 (5101.27-6478.71)	19068.59 (16720.31-21208.70)	228.99 (216.45-241.66)	65397.22 (57773.19-72900.54)	196134.98 (174147.16-218303.13)	199.91 (189.93-209.39)	2254.86 (1070.60-4562.74)	6791.77 (3215.27-13707.01)	201.21 (189.73-213.07)
Cook Islands	74.93 (66.09-83.69)	140.94 (124.11-157.69)	88.10 (81.13-95.99)	892.11 (791.93-990.89)	2010.43 (1774.72-2225.18)	125.36 (117.58-132.99)	31.17 (14.92-61.02)	70.64 (34.04-142.35)	126.60 (118.31-135.46)
Costa Rica	9940.82 (8816.29-11032.31)	31516.89 (27880.71-35173.45)	217.05 (205.51-227.57)	115531.98 (102589.18-127712.24)	404928.35 (358473.04-447915.59)	250.49 (240.31-260.42)	4031.73 (1924.49-8121.14)	14231.75 (6859.95-28750.09)	252.99 (241.13-264.18)
Croatia	29753.09 (26249.29-33364.16)	35691.03 (31552.11-39616.34)	19.96 (15.66-24.69)	395928.51 (347321.39-445002.64)	565409.43 (499041.10-630962.62)	42.81 (38.67-47.05)	13849.69 (6614.20-28014.50)	19990.65 (9654.29-40472.21)	44.34 (39.42-49.51)

Cuba	52466.00 (46435.46-58324.29)	99435.27 (87342.40-111905.97)	89.52 (82.27-97.67)	659381.32 (583439.64-733482.26)	1372809.99 (1213433.06-1525482.71)	108.20 (102.48-114.38)	23141.68 (11051.41-46779.99)	48463.88 (23028.96-97796.59)	109.42 (102.02-116.29)
Cyprus	4013.93 (3569.11-4449.11)	10305.97 (9253.59-11402.55)	156.76 (148.78-165.36)	51643.29 (46463.25-57278.09)	139029.87 (124996.46-153247.27)	169.21 (162.33-176.49)	1817.83 (872.79-3643.38)	4955.66 (2402.53-9910.35)	172.61 (164.46-182.03)
Czechia	64113.83 (56721.67-72019.40)	91249.26 (81003.96-101781.74)	42.32 (37.75-46.55)	907575.23 (800750.92-1018733.77)	1420152.14 (1247133.11-1591851.31)	56.48 (52.49-60.65)	31730.75 (15387.70-64336.89)	50206.82 (24413.49-101810.86)	58.23 (53.42-63.48)
Côte d'Ivoire	23224.20 (20351.59-25968.09)	73190.20 (63803.77-81621.09)	215.15 (204.97-225.04)	230694.22 (205327.51-256963.09)	733425.47 (653903.50-817875.59)	217.92 (208.12-227.62)	7780.95 (3776.21-15610.06)	25227.82 (12158.00-51055.60)	224.23 (211.30-236.40)
Democratic People's Republic of Korea	90678.62 (79002.70-103016.81)	175530.47 (153632.18-197148.03)	93.57 (84.19-101.89)	1049463.99 (928192.12-1174686.51)	2222257.29 (1964539.46-2482777.60)	111.75 (101.53-120.33)	36130.55 (17172.37-72746.09)	77009.62 (37281.74-155704.45)	113.14 (102.47-123.93)
Democratic Republic of the Congo	82694.31 (72457.72-92054.28)	213656.55 (186933.96-237905.56)	158.37 (149.69-167.12)	891752.44 (786537.97-994780.98)	2209192.10 (1952823.80-2450224.17)	147.74 (139.83-154.89)	30223.05 (14461.50-61245.11)	75436.98 (35464.48-151454.24)	149.60 (139.89-158.64)
Denmark	36836.64 (32957.21-40594.90)	48847.84 (43444.12-54516.68)	32.61 (27.23-38.73)	543684.57 (485653.43-603097.84)	744525.08 (669360.85-823259.52)	36.94 (30.76-43.72)	19537.51 (9558.00-39975.81)	26730.06 (12922.90-54646.46)	36.81 (29.78-44.67)
Djibouti	781.05 (686.81-876.05)	4367.79 (3830.24-4867.23)	459.22 (438.81-482.03)	7545.72 (6712.94-8440.38)	43542.62 (38604.56-48600.45)	477.05 (456.94-497.66)	258.78 (124.05-522.18)	1513.32 (720.02-3030.18)	484.79 (460.33-511.48)
Dominica	285.45 (254.40-316.27)	469.16 (413.65-522.71)	64.36 (58.51-70.14)	3753.89 (3340.68-4163.48)	6092.77 (5387.90-6793.40)	62.31 (57.67-67.28)	131.68 (63.23-266.59)	214.28 (102.56-429.25)	62.73 (57.52-68.51)
Dominican Republic	21754.22 (19211.65-24251.40)	60247.27 (53094.73-67341.16)	176.95 (168.48-186.37)	247859.76 (219596.97-275061.42)	737841.02 (654420.77-816064.74)	197.68 (189.64-206.65)	8702.35 (4128.44-17379.75)	25997.26 (12460.17-52425.54)	198.74 (188.69-209.14)
Ecuador	32268.04 (28495.96-35886.48)	100807.30 (88994.85-111969.16)	212.41 (201.60-222.80)	366819.69 (326443.66-403917.82)	1246863.63 (1106360.22-1378365.25)	239.91 (229.76-250.01)	12889.78 (6151.41-25626.59)	44084.07 (21040.07-87905.46)	242.01 (230.48-253.43)
Egypt	145297.21 (127232.23-162962.00)	395500.13 (346708.88-441377.26)	172.20 (161.87-181.40)	1545496.84 (1357026.50-1727343.32)	4288855.64 (3812604.45-4764960.99)	177.51 (167.13-186.32)	52976.93 (25225.48-107326.45)	147792.63 (71251.85-303928.39)	178.98 (167.94-190.48)
El Salvador	16197.47 (14204.34-17967.28)	34373.97 (30447.28-38032.10)	112.22 (105.49-119.52)	191965.61 (169692.56-213064.51)	443375.15 (395271.73-487949.71)	130.97 (124.47-138.44)	6668.21 (3151.57-13493.65)	15547.76 (7438.88-31269.02)	133.16 (125.69-142.66)
Equatorial Guinea	929.05 (812.62-1043.91)	3776.05 (3310.50-4195.17)	306.44 (286.46-327.64)	10007.26 (8846.77-11210.93)	37815.17 (33405.54-42295.39)	277.88 (261.45-295.77)	336.01 (163.76-681.50)	1308.13 (622.68-2612.33)	289.31 (270.26-310.99)
Eritrea	6019.71 (5274.97-6752.18)	16112.85 (14178.94-18023.32)	167.67 (157.09-178.34)	57678.48 (51105.32-64536.90)	159725.62 (141263.01-178274.41)	176.92 (166.72-186.93)	1954.85 (934.37-3916.13)	5430.56 (2571.64-10768.52)	177.80 (163.62-190.58)
Estonia	10258.10 (9077.34-11433.97)	11714.70 (10394.73-13129.72)	14.20 (10.61-18.23)	147423.89 (129808.22-165855.44)	194934.07 (171215.15-218687.17)	32.23 (28.58-35.84)	5205.46 (2497.89-10404.20)	7009.67 (3367.59-14039.51)	34.66 (30.00-39.40)
Eswatini	1688.03 (1487.87-1891.38)	3821.29 (3366.88-4244.42)	126.38 (117.44-134.72)	17749.15 (15782.33-19682.37)	40512.49 (36024.77-45098.67)	128.25 (120.20-136.45)	613.89 (291.83-1241.89)	1392.87 (670.26-2793.90)	126.89 (117.70-137.22)
Ethiopia	99638.17 (87384.88-111461.84)	270741.86 (237202.63-300718.03)	171.73 (161.96-180.80)	1040402.55 (920397.03-1164693.65)	2881339.99 (2528598.05-3201411.61)	176.94 (166.27-187.31)	35251.73 (16935.10-71267.94)	100011.78 (47612.03-199996.70)	183.71 (171.57-195.04)
Fiji	2368.63 (2091.44-2655.62)	5074.51 (4459.45-5702.04)	114.24 (105.50-123.02)	24590.71 (21890.82-27545.86)	60348.78 (53323.43-67176.20)	145.41 (136.77-153.43)	848.38 (405.51-1689.36)	2098.46 (1015.88-4237.81)	147.35 (136.37-157.06)
Finland	33541.08 (29882.46-37178.18)	49029.86 (43897.84-54528.36)	46.18 (40.76-51.40)	461234.50 (417021.55-508410.45)	782910.16 (706234.31-867239.94)	69.74 (65.07-74.34)	16276.74 (7927.66-32884.35)	27939.39 (13503.13-56189.50)	71.65 (66.55-77.51)
France	365820.91 (325843.18-407123.37)	558962.11 (496888.97-624475.41)	52.80 (48.50-58.04)	5232168.25 (4717987.83-5780825.67)	8701539.81 (7878884.73-9534116.68)	66.31 (62.20-70.60)	185036.14 (89539.89-372835.49)	310427.51 (150026.94-625920.60)	67.77 (62.75-73.27)
Gabon	2703.35 (2373.30-3026.86)	6801.14 (5969.26-7587.90)	151.58 (141.83-160.92)	32706.04 (28948.16-36480.07)	75237.14 (67262.57-83892.72)	130.04 (122.63-138.33)	1124.54 (539.36-2295.03)	2609.06 (1240.78-5238.45)	132.01 (122.66-141.50)
Gambia	1848.90 (1624.41-2066.21)	6002.80 (5266.59-6646.15)	224.67 (212.99-235.79)	19411.31 (17255.44-21783.29)	64113.82 (56832.18-70970.49)	230.29 (218.29-241.85)	664.08 (321.13-1334.01)	2214.59 (1060.95-4490.50)	233.48 (218.48-247.20)
Georgia	27867.53 (24387.12-31363.36)	24890.41 (21859.79-27991.84)	-10.68 (-13.67--7.68)	383419.92 (332432.40-434597.41)	383788.96 (333862.79-434176.64)	0.10 (-2.97-3.21)	13507.47 (6569.29-27037.37)	13535.84 (6550.61-27155.19)	0.21 (-3.54-3.89)

Germany	579625.02 (515357.90-644918.67)	787712.39 (698574.45-873750.11)	35.90 (31.64-40.65)	8283522.19 (7453152.16-9115020.16)	12268606.80 (11049241.94-13609527.68)	48.11 (44.11-51.56)	294049.23 (142784.64-593358.30)	437790.86 (215922.65-879846.36)	48.88 (43.84-53.50)
Ghana	37544.76 (32916.40-41932.30)	110975.97 (96894.81-123575.19)	195.58 (186.02-206.87)	411219.36 (361888.03-458705.81)	1183031.13 (1050661.29-1309266.24)	187.69 (178.44-198.43)	14299.58 (6761.04-28809.14)	41273.33 (19680.79-82749.66)	188.63 (176.95-201.79)
Greece	68731.58 (61358.99-77471.38)	92595.48 (82685.76-102213.93)	34.72 (29.08-39.47)	936119.70 (843678.89-1038256.66)	1436278.45 (1297936.74-1588189.63)	53.43 (48.44-57.74)	32944.31 (15987.31-66126.53)	51134.34 (24852.32-103742.30)	55.21 (49.96-60.33)
Greenland	191.57 (167.37-215.74)	355.46 (311.36-401.72)	85.55 (75.45-95.94)	2090.33 (1831.10-2337.98)	4610.22 (4034.08-5172.24)	120.55 (112.65-127.83)	72.35 (34.63-148.00)	162.20 (78.22-326.78)	124.17 (114.31-133.49)
Grenada	313.17 (279.61-346.44)	682.40 (601.65-764.37)	117.90 (108.45-128.23)	4378.35 (3881.50-4886.00)	8483.62 (7510.71-9412.90)	93.76 (87.10-100.32)	153.47 (73.79-309.41)	297.28 (141.80-600.57)	93.71 (86.28-101.15)
Guam	525.08 (460.61-585.83)	1156.80 (1019.10-1289.41)	120.31 (109.74-131.00)	5724.05 (5078.31-6418.67)	16202.16 (14300.39-17994.77)	183.05 (172.08-193.56)	201.86 (96.92-404.67)	576.88 (277.95-1150.01)	185.78 (174.33-199.59)
Guatemala	19813.99 (17425.97-21949.64)	63651.95 (56005.20-70927.60)	221.25 (211.66-233.36)	214789.96 (190429.18-238337.88)	748843.34 (663036.55-831469.32)	248.64 (238.90-260.55)	7374.50 (3516.16-14877.88)	25805.62 (12422.04-52785.37)	249.93 (237.49-263.44)
Guinea	14609.02 (12924.97-16365.56)	29813.74 (26205.26-33039.84)	104.08 (96.59-111.78)	167938.02 (148986.97-187462.09)	320099.56 (284903.23-358791.66)	90.61 (83.78-97.15)	5700.16 (2768.42-11612.48)	10941.10 (5275.45-21930.95)	91.94 (84.29-99.90)
Guinea-Bissau	1958.89 (1718.92-2193.52)	4439.20 (3882.55-4936.63)	126.62 (118.03-134.84)	20806.93 (18382.44-23276.36)	43794.78 (38803.14-48753.24)	110.48 (103.67-117.17)	705.20 (344.95-1425.89)	1497.58 (715.81-2994.93)	112.36 (103.52-120.73)
Guyana	2239.53 (1980.51-2486.45)	4056.52 (3553.92-4547.71)	81.13 (73.87-87.79)	24709.67 (21920.59-27494.33)	48016.70 (42379.57-53318.82)	94.32 (87.26-99.98)	848.84 (406.54-1720.27)	1659.59 (797.39-3733.31)	95.51 (87.75-102.05)
Haiti	16740.09 (14742.48-18656.33)	44247.15 (39083.19-49488.76)	164.32 (154.71-174.24)	180842.66 (161578.40-203285.33)	461322.52 (408504.21-515425.72)	155.10 (145.88-163.86)	6139.73 (2993.49-12364.46)	15722.29 (7588.42-31426.85)	156.07 (145.72-167.55)
Honduras	11445.56 (10046.37-12716.05)	39418.14 (34602.20-43968.59)	244.40 (233.72-256.17)	127604.09 (112175.55-142053.65)	446901.99 (397249.99-497171.51)	250.23 (241.27-260.69)	4415.74 (2127.23-8787.25)	15482.73 (7462.67-31056.56)	250.63 (239.87-263.66)
Hungary	68521.47 (60690.56-76505.92)	84064.81 (74011.72-93556.28)	22.68 (18.80-26.43)	970946.61 (856018.03-1089127.31)	1310359.18 (1158647.09-1472743.41)	34.96 (31.46-38.40)	33900.37 (16393.85-68585.64)	46542.49 (22389.95-93905.81)	37.29 (33.00-41.41)
Iceland	1419.37 (1269.63-1569.62)	2753.77 (2458.83-3049.80)	94.01 (86.39-101.47)	19611.01 (17550.22-21782.15)	40058.36 (36184.11-44272.24)	104.26 (96.16-111.85)	706.58 (345.79-1451.70)	1447.42 (705.50-2897.03)	104.85 (94.86-114.71)
India	2474842.12 (2182570.85-2747485.14)	6701764.08 (5911471.07-7428209.67)	170.80 (165.73-175.74)	26639507.16 (23639835.22-29480348.87)	79214251.02 (70296947.65-87586539.76)	197.36 (191.83-203.39)	897470.86 (433854.40-1802635.58)	2718457.05 (1302654.53-5462599.64)	202.90 (196.48-209.82)
Indonesia	457055.30 (400852.38-509725.69)	1308805.81 (1146853.19-1469964.88)	186.36 (180.53-192.70)	4983948.48 (4411432.41-5586203.05)	14891306.50 (13109591.73-16672857.83)	198.79 (192.65-205.58)	170423.96 (81686.92-343678.02)	516616.26 (245937.64-1031740.82)	203.14 (195.93-210.90)
Iran (Islamic Republic of)	132275.54 (116401.28-147760.95)	449414.40 (395815.84-499366.80)	239.76 (233.35-246.65)	1469041.32 (1295481.49-1641745.77)	5083977.42 (4515256.82-5645682.27)	246.07 (240.74-251.73)	50356.09 (24041.12-101206.43)	175263.35 (83503.05-351986.30)	248.05 (242.26-254.61)
Iraq	40791.43 (35892.06-45167.52)	149558.21 (130580.64-167726.17)	266.64 (254.59-280.02)	462766.89 (411019.96-512938.21)	1615817.36 (1436788.21-1801750.95)	249.16 (239.06-259.93)	15832.91 (7529.69-31775.40)	54964.14 (26620.05-111028.98)	247.15 (234.15-259.65)
Ireland	18952.62 (16953.86-20966.30)	38498.71 (34402.66-42749.67)	103.13 (97.32-109.86)	259982.82 (232118.82-287443.39)	532942.69 (479969.35-589994.26)	104.99 (99.61-110.10)	9216.68 (4439.55-18587.97)	19052.17 (9230.39-38296.94)	106.71 (100.35-112.99)
Israel	23382.42 (20990.96-25916.57)	58968.86 (52884.43-65862.66)	152.19 (144.28-158.83)	312003.67 (280035.35-345863.29)	821935.73 (742487.46-906819.96)	163.44 (157.41-169.59)	11092.53 (5293.47-22314.96)	29412.45 (14049.79-59274.77)	165.16 (157.89-173.16)
Italy	415924.73 (369369.27-465184.00)	595991.15 (530002.05-664508.76)	43.29 (41.15-45.53)	5826406.63 (5210209.46-6466884.18)	9171839.29 (8231986.28-10143387.16)	57.42 (55.59-59.46)	206444.99 (99871.63-413613.59)	328910.43 (159768.21-663710.96)	59.32 (57.14-61.60)
Jamaica	8487.99 (7542.14-9431.57)	17246.76 (15255.65-19199.34)	103.19 (96.78-110.22)	111740.41 (99300.49-124096.12)	221285.81 (197000.13-244088.71)	98.04 (93.14-104.67)	3937.80 (1874.53-7953.26)	7804.75 (3738.67-15767.42)	98.20 (92.19-105.78)
Japan	1083158.09 (956009.66-1200740.90)	1510140.68 (1348295.04-1664133.39)	39.42 (34.48-44.67)	13672546.22 (12142308.67-15127789.68)	25378142.19 (22883664.81-27840274.16)	85.61 (81.32-90.94)	493607.60 (237042.85-994223.83)	939484.99 (450468.54-1907691.61)	90.33 (85.18-96.13)
Jordan	7851.69 (6901.51-8788.87)	51742.34 (45551.99-57344.94)	559.00 (540.91-580.77)	83781.76 (73939.73-93468.72)	560038.55 (499447.26-624459.51)	568.45 (550.94-589.85)	2886.27 (1381.40-5762.06)	19358.87 (9213.75-38956.11)	570.72 (546.55-596.09)

Kazakhstan	64184.63 (56185.52-72297.88)	109192.03 (95013.72-122962.51)	70.12 (64.66-75.47)	831969.93 (719540.75-950666.79)	1438645.55 (1254327.49-1650412.67)	72.92 (67.20-78.26)	29186.07 (13995.08-58956.77)	51049.60 (24478.99-103160.59)	74.91 (68.12-81.80)
Kenya	43388.94 (38339.81-48283.16)	151394.48 (132774.60-168327.27)	248.92 (242.27-255.15)	470145.02 (416631.36-523478.38)	1600840.38 (1411451.46-1776032.71)	240.50 (233.74-247.20)	16150.49 (7727.88-32612.75)	55737.26 (26430.41-112102.99)	245.11 (238.04-252.68)
Kiribati	223.50 (195.57-249.36)	496.41 (435.91-555.58)	122.10 (114.17-129.35)	2482.17 (2202.99-2782.02)	5506.49 (4882.55-6151.79)	121.84 (114.77-128.62)	85.41 (40.75-170.69)	190.79 (91.17-379.01)	123.39 (115.35-132.23)
Kuwait	4803.24 (4239.96-5357.35)	27283.61 (23711.49-30552.98)	468.02 (442.77-492.71)	44075.53 (39167.41-49291.28)	256931.13 (225941.61-287094.89)	482.93 (461.25-503.18)	1529.23 (730.07-3069.46)	8875.19 (4216.79-17984.91)	480.37 (455.74-505.66)
Kyrgyzstan	13633.64 (11891.22-15303.54)	28256.31 (24309.26-32132.68)	107.25 (99.94-115.49)	182459.46 (158195.50-208786.05)	347582.58 (298907.18-399945.42)	90.50 (85.02-97.34)	6396.76 (3090.37-12803.79)	12275.84 (5873.37-24608.89)	91.91 (85.22-99.46)
Lao People's Democratic Republic	8442.30 (7402.99-9417.87)	23166.86 (20272.10-25800.72)	174.41 (164.05-186.83)	94897.46 (84571.51-106999.75)	256116.12 (225951.68-284449.16)	169.89 (159.39-180.84)	3222.47 (1550.70-6532.22)	8798.74 (4204.83-17778.08)	173.04 (161.05-186.52)
Latvia	17577.14 (15584.46-19600.57)	17147.20 (15281.60-19092.01)	-2.45 (-5.56-0.98)	251241.20 (221943.88-281862.97)	285051.22 (251601.01-319883.83)	13.46 (10.47-16.49)	8833.66 (4204.52-17933.79)	10204.96 (4910.59-20813.73)	15.52 (11.94-19.38)
Lebanon	10501.69 (9259.15-11791.71)	29680.77 (26182.25-32856.27)	182.63 (172.77-192.39)	125297.98 (110889.87-140499.66)	386963.44 (345476.98-427385.05)	208.83 (199.25-218.78)	4298.07 (2050.71-8673.36)	13309.11 (6394.88-26581.43)	209.65 (199.23-222.41)
Lesotho	4036.43 (3571.16-4497.67)	6345.26 (5632.66-7046.41)	57.20 (51.39-62.82)	46613.76 (41366.31-52080.47)	71755.68 (63483.90-79522.46)	53.94 (48.53-59.40)	1603.29 (774.79-3193.90)	2454.86 (1172.19-4980.74)	53.11 (46.74-59.15)
Liberia	5475.55 (4876.03-6106.23)	14829.84 (13025.39-16591.72)	170.84 (158.37-183.61)	62346.51 (55424.33-69475.24)	144111.87 (128548.62-160569.46)	131.15 (122.21-140.41)	2099.93 (1008.99-4193.81)	4885.42 (2358.73-9921.85)	132.65 (122.45-142.59)
Libya	10069.64 (8831.64-11224.24)	35916.30 (31462.32-40045.09)	256.68 (244.38-269.14)	114661.77 (101657.63-126779.74)	381938.86 (337903.69-424560.33)	233.10 (223.48-243.77)	3966.63 (1873.49-8054.90)	13140.63 (6298.46-26535.06)	231.28 (220.12-242.93)
Lithuania	22206.94 (19615.64-24958.49)	24886.23 (21924.02-27897.06)	12.07 (8.44-15.70)	312085.66 (274934.46-351694.31)	412409.86 (363536.30-464231.18)	32.15 (28.34-36.08)	10970.20 (5259.83-22184.35)	14729.69 (7077.75-30377.17)	34.27 (30.12-38.97)
Luxembourg	2603.67 (2328.11-2913.47)	5250.30 (4678.89-5850.11)	101.65 (96.09-108.16)	35959.31 (32429.80-39645.32)	72050.81 (64856.85-79546.68)	100.37 (95.38-105.95)	1277.16 (619.58-2581.01)	2575.73 (1255.54-5199.88)	101.68 (95.14-107.78)
Madagascar	22700.59 (19850.57-25437.82)	62379.53 (54683.44-69430.13)	174.79 (164.84-186.21)	246450.19 (218907.37-275234.82)	618495.67 (547973.12-692259.24)	150.96 (142.58-160.22)	8359.98 (4039.87-16918.07)	21115.81 (10250.18-42216.18)	152.58 (141.81-162.51)
Malawi	18371.91 (16138.62-20422.28)	41598.86 (36586.74-46465.90)	126.43 (118.89-134.63)	196013.78 (174247.72-220147.51)	430596.20 (381850.83-480035.16)	119.68 (112.62-126.71)	6653.06 (3212.43-13377.23)	14742.49 (7111.09-29707.08)	121.59 (113.48-130.10)
Malaysia	46814.10 (41143.95-52105.40)	149066.36 (130991.97-165936.76)	218.42 (207.53-230.67)	525256.35 (464559.50-582937.29)	1844480.99 (1623467.15-2046052.29)	251.16 (239.90-262.89)	18052.20 (8536.87-36195.92)	64150.46 (30558.32-130650.94)	255.36 (241.63-268.96)
Maldives	442.55 (384.45-497.09)	2284.88 (1997.12-2541.56)	416.30 (393.40-441.71)	4977.03 (4373.61-5600.38)	23523.03 (20543.55-26422.98)	372.63 (354.72-389.97)	171.52 (81.65-346.87)	820.87 (388.85-1648.84)	378.58 (357.88-398.51)
Mali	18969.55 (16611.99-21293.85)	48917.47 (42975.14-54786.19)	157.87 (147.82-166.12)	205635.09 (180947.42-232196.94)	518280.50 (460243.85-576197.95)	152.04 (142.22-160.14)	6952.47 (3320.62-14004.14)	17679.07 (8525.66-35194.22)	154.28 (143.31-166.17)
Malta	2205.31 (1957.06-2451.21)	3974.10 (3570.22-4417.06)	80.21 (72.71-88.09)	28417.91 (25361.57-31464.91)	61872.52 (55817.38-68505.28)	117.72 (111.26-124.80)	1011.24 (492.25-2019.69)	2226.73 (1083.36-4473.32)	120.20 (112.79-128.46)
Marshall Islands	96.74 (85.36-106.98)	254.01 (222.26-283.91)	162.56 (151.37-172.16)	1052.53 (930.58-1170.40)	2734.54 (2405.68-3060.88)	159.80 (151.94-167.69)	36.41 (17.29-73.31)	94.57(44.64-190.85)	159.74 (150.52-169.63)
Mauritania	4902.59 (4314.66-5482.70)	12721.50 (11193.83-14180.53)	159.49 (152.25-168.48)	55960.72 (49822.40-62499.76)	142473.72 (126133.12-157303.37)	154.60 (147.60-163.03)	1920.88 (932.12-3910.42)	4959.34 (2362.72-10023.13)	158.18 (149.04-167.60)
Mauritius	3553.81 (3136.85-3951.78)	8641.30 (7560.43-9666.42)	143.16 (132.23-153.17)	41941.83 (36871.79-46837.37)	120219.34 (105220.27-134579.30)	186.63 (177.27-194.94)	1444.84 (684.57-2922.64)	4163.99 (1992.20-8329.16)	188.20 (176.75-198.04)
Mexico	271007.03 (239139.82-301174.48)	845738.53 (741869.99-936364.25)	212.07 (206.23-217.58)	3019238.13 (2680552.58-3343444.48)	10208236.96 (9013451.69-11312756.72)	238.11 (232.79-243.41)	104802.83 (50161.79-212108.24)	360985.49 (172240.82-727106.19)	244.44 (237.98-250.84)
Micronesia (Federated States of)	266.95 (236.53-296.26)	499.60 (434.91-559.80)	87.15 (78.98-94.73)	3093.93 (2748.92-3428.92)	5779.57 (5072.55-6444.79)	86.80 (80.71-93.41)	107.03 (50.78-214.09)	201.32 (96.39-401.46)	88.10 (81.08-96.23)

Monaco	274.62 (246.27-306.83)	391.11 (349.54-437.03)	42.42 (38.63-47.07)	4351.72 (3921.96-4804.52)	6228.23 (5607.05-6869.27)	43.12 (39.50-46.74)	156.95 (75.43-319.92)	225.05 (108.80-450.99)	43.39 (38.90-48.00)
Mongolia	4849.16 (4251.14-5444.52)	15754.25 (13472.49-18098.73)	224.89 (210.42-240.83)	60106.12 (52373.38-68053.96)	183223.00 (157823.06-212343.29)	204.83 (190.37-219.90)	2094.75 (1000.87-4190.42)	6452.60 (3066.68-13168.92)	208.04 (192.30-224.88)
Montenegro	3187.67 (2803.09-3554.85)	4653.46 (4083.11-5215.08)	45.98 (40.69-51.02)	41463.57 (36197.10-46588.69)	67345.04 (59160.38-75352.44)	62.42 (57.72-67.21)	1460.24 (699.99-2946.32)	2383.02 (1146.27-4867.88)	63.19 (57.47-68.92)
Morocco	68064.12 (60211.80-76074.19)	180998.03 (159986.89-202804.35)	165.92 (156.87-176.04)	795767.21 (706124.42-884295.97)	2171352.04 (1923170.17-2402600.66)	172.86 (164.82-181.88)	27325.43 (13115.79-55791.70)	74163.92 (35516.30-151542.03)	171.41 (162.34-182.81)
Mozambique	28521.44 (25086.65-31791.52)	62053.04 (54601.24-69190.88)	117.57 (109.43-125.67)	302314.65 (266627.31-338109.88)	638138.13 (563557.68-713789.51)	111.08 (103.36-118.04)	10166.69 (4848.95-20528.77)	21568.69 (10342.31-43534.45)	112.15 (103.44-120.83)
Myanmar	94100.31 (83053.46-104575.74)	233234.37 (205139.10-260510.89)	147.86 (137.34-157.87)	1077954.41 (954126.96-1205274.71)	2815942.99 (2485900.57-3143670.43)	161.23 (150.68-171.18)	36582.99 (17525.52-74377.90)	96779.11 (46237.61-192236.94)	164.55 (152.23-175.85)
Namibia	3250.46 (2855.14-3639.44)	8343.57 (7333.97-9309.93)	156.69 (147.32-165.53)	36282.00 (32170.08-40576.45)	91168.76 (81462.02-101415.01)	151.28 (142.87-159.19)	1251.09 (609.87-2523.89)	3149.25 (1497.08-6318.67)	151.72 (141.38-161.43)
Nauru	30.51 (26.65-34.04)	42.40 (37.22-47.33)	38.99 (33.95-45.13)	318.47 (282.71-355.55)	457.91 (405.26-513.28)	43.79 (39.33-49.21)	11.06 (5.26-22.08)	15.92 (7.60-31.64)	43.96 (38.27-50.39)
Nepal	44228.63 (39302.50-49166.64)	115211.17 (102658.20-128001.50)	160.49 (151.56-170.05)	477016.06 (423058.26-531853.49)	1354754.22 (1202295.88-1508078.41)	184.01 (174.92-193.30)	15938.63 (7779.87-32320.51)	45782.02 (22135.94-92351.74)	187.24 (176.24-199.29)
Netherlands	97291.47 (87433.12-107937.62)	154895.17 (137844.91-173273.19)	59.21 (51.57-66.37)	1351065.82 (1239207.08-1478700.98)	2323332.19 (2095824.25-2566694.80)	71.96 (64.62-79.46)	48435.51 (23580.36-97160.91)	83317.18 (40222.11-169267.26)	72.02 (63.36-81.34)
New Zealand	20650.68 (18415.42-22849.17)	44371.59 (39437.71-49394.72)	114.87 (109.14-121.37)	275881.74 (247471.52-305446.77)	627576.84 (562573.67-693133.76)	127.48 (122.18-133.08)	9758.67 (4729.71-19669.07)	22600.28 (10845.75-45607.20)	131.59 (125.62-138.66)
Nicaragua	8667.75 (7627.60-9609.35)	30198.12 (26577.04-33715.71)	248.40 (237.31-261.52)	95091.97 (84560.40-105551.04)	348503.36 (308821.41-386203.33)	266.49 (256.07-279.38)	3277.05 (1582.84-6601.62)	12087.17 (5854.33-24321.79)	268.84 (256.14-282.76)
Niger	14143.62 (12458.62-15854.20)	43201.64 (38133.16-48220.56)	205.45 (195.20-217.65)	143841.00 (127677.95-160715.60)	454880.92 (401577.73-510376.47)	216.24 (206.26-227.87)	4875.55 (2377.20-9773.40)	15513.57 (7468.38-31212.23)	218.19 (205.26-231.37)
Nigeria	227291.16 (200073.97-254306.46)	593768.16 (521287.00-662832.29)	161.24 (156.44-165.97)	2538174.06 (2252320.71-2836865.39)	6171576.50 (5479715.56-6850080.01)	143.15 (139.29-147.07)	86775.39 (41754.81-174519.99)	213565.72 (102289.81-428806.70)	146.11 (141.84-150.32)
Niue	10.74 (9.49-11.97)	12.34 (10.90-13.75)	14.96 (10.65-19.30)	146.90 (130.74-164.72)	168.54 (148.03-187.40)	14.73 (11.22-18.79)	5.12 (2.45-10.30)	5.91 (2.86-11.79)	15.34 (11.47-19.95)
North Macedonia	9175.41 (8090.51-10209.20)	16079.71 (14210.58-18001.51)	75.25 (69.87-81.05)	113854.61 (100497.19-127263.64)	220221.20 (194054.80-247312.66)	93.42 (88.29-98.18)	3957.22 (1891.12-8022.74)	7720.21 (3729.91-15666.96)	95.09 (88.30-101.32)
Northern Mariana Islands	165.37 (145.23-185.03)	361.82 (314.37-409.81)	118.80 (104.16-136.00)	1449.75 (1277.38-1629.58)	4360.66 (3861.99-4852.81)	200.79 (187.18-216.07)	50.74 (24.28-102.84)	153.78 (72.67-307.87)	203.10 (188.24-221.32)
Norway	28574.34 (25448.95-31541.83)	45754.69 (40756.00-51003.94)	60.13 (57.31-62.81)	426724.99 (382913.51-472687.54)	665457.98 (598229.62-735909.27)	55.95 (54.24-57.59)	15180.68 (7350.49-30580.07)	23939.19 (11585.31-48114.64)	57.70 (55.42-59.61)
Oman	4163.80 (3667.82-4635.66)	18373.47 (16230.35-20498.67)	341.27 (325.45-356.71)	41160.90 (36553.33-46150.93)	166344.32 (148368.10-186292.88)	304.13 (291.21-317.43)	1408.82 (676.59-2859.37)	5753.23 (2747.36-11540.36)	308.37 (292.54-325.41)
Pakistan	249293.45 (218771.59-280263.07)	710195.02 (618261.31-798895.91)	184.88 (178.11-192.33)	2854291.85 (2512824.79-3197228.70)	7627598.23 (6679952.77-8492196.76)	167.23 (161.43-173.69)	96928.72 (46086.79-195297.34)	261199.60 (124700.72-522198.52)	169.48 (162.54-178.17)
Palau	59.36 (52.31-65.82)	155.67 (135.54-175.92)	162.24 (150.10-174.65)	684.56 (609.74-761.93)	1907.48 (1680.63-2138.60)	178.64 (169.63-188.22)	23.89 (11.35-48.86)	66.63 (31.77-132.66)	178.91 (168.92-189.97)
Palestine	4112.41 (3617.44-4598.69)	15980.91 (14017.08-17900.93)	288.60 (274.67-304.90)	47974.07 (42524.49-53957.46)	174021.23 (153510.79-193335.41)	262.74 (249.78-276.29)	1643.55 (797.10-3289.82)	5968.35 (2849.38-12076.82)	263.14 (247.71-278.96)
Panama	8020.19 (7082.41-8912.34)	24713.84 (21961.12-27430.65)	208.15 (197.58-218.29)	93919.84 (83215.42-104408.50)	315880.70 (280593.22-347772.08)	236.33 (226.55-244.96)	3269.32 (1561.63-6569.60)	11102.53 (5340.56-22255.18)	239.60 (227.28-251.43)
Papua New Guinea	9687.45 (8500.77-10874.23)	32236.46 (28233.33-36149.52)	232.77 (219.18-246.25)	101622.67 (89857.07-113863.98)	328342.50 (290264.50-366544.41)	223.10 (210.25-234.47)	3445.04 (1655.09-6904.44)	11205.47 (5416.85-22417.12)	225.26 (212.40-239.34)

Paraguay	12880.63 (11366.87-14299.89)	35220.61 (31206.44-39088.60)	173.44 (164.76-182.73)	150830.49 (133482.46-166899.67)	420797.00 (371504.60-467033.14)	178.99 (171.62-186.97)	5275.53 (2519.57-10630.20)	14700.30 (6967.63-29805.12)	178.65 (169.23-188.16)
Peru	70517.17 (62193.27-78558.21)	205559.36 (180552.05-227854.12)	191.50 (181.13-200.96)	813102.61 (720158.97-903442.32)	2517755.09 (2228671.61-2782727.44)	209.65 (200.65-217.98)	28553.75 (13791.43-57638.06)	89320.44 (42787.35-180730.52)	212.82 (202.71-222.65)
Philippines	136804.55 (119814.54-152613.58)	419468.91 (366177.69-471535.90)	206.62 (201.44-211.53)	1518301.16 (1328784.72-1694013.52)	4905958.00 (4283100.35-5490220.80)	223.12 (218.94-227.42)	51853.01 (24542.09-104045.22)	169673.12 (80661.21-339752.86)	227.22 (222.33-232.95)
Poland	208141.04 (183527.77-232356.05)	328301.95 (290504.70-366346.01)	57.73 (54.74-60.98)	2760678.31 (2435920.37-3094921.33)	4892574.97 (4294492.74-5479011.74)	77.22 (74.73-79.90)	96022.36 (46325.16-193634.29)	173973.80 (84080.61-351958.02)	81.18 (78.28-84.07)
Portugal	64091.05 (57341.64-71476.21)	99153.66 (88674.31-109697.25)	54.71 (49.75-59.63)	879207.36 (785026.09-974590.00)	1531034.98 (1387657.91-1690288.92)	74.14 (69.47-78.59)	30963.47 (14989.00-62443.28)	54607.12 (26327.40-109973.50)	76.36 (70.77-82.23)
Puerto Rico	20663.80 (18419.37-23018.99)	32518.89 (29014.96-35959.46)	57.37 (51.32-63.28)	267146.76 (238537.30-295265.73)	512073.83 (458024.98-565681.30)	91.68 (85.85-97.74)	9504.52 (4541.60-19067.25)	18333.09 (8816.43-37052.57)	92.89 (85.83-100.01)
Qatar	1287.83 (1128.22-1448.67)	13822.30 (12031.47-15488.75)	973.30 (928.64-1023.88)	10014.12 (8795.68-11369.36)	108211.42 (95937.41-122252.93)	980.59 (936.34-1027.55)	345.83 (164.48-698.60)	3732.31 (1781.75-7558.47)	979.22 (923.78-1041.07)
Republic of Korea	243702.24 (215123.00-270409.48)	615471.97 (547205.31-688215.64)	152.55 (143.06-162.88)	2692411.38 (2400450.42-2973646.95)	8441324.38 (7578238.02-9289492.95)	213.52 (203.94-224.62)	96296.45 (46362.81-195129.91)	307676.79 (148214.59-623772.02)	219.51 (208.47-230.77)
Republic of Moldova	21213.86 (18723.08-23577.43)	28864.06 (25566.45-32253.82)	36.06 (32.25-40.46)	273920.89 (241769.33-305215.09)	414221.66 (365281.13-462181.94)	51.22 (47.01-55.91)	9526.52 (4559.95-19320.81)	14657.60 (7021.23-29353.45)	53.86 (48.72-59.50)
Romania	125422.77 (110912.37-140299.44)	151599.31 (133962.17-168487.14)	20.87 (17.10-25.42)	1664333.33 (1465507.82-1861361.16)	2276904.19 (2014050.11-2545520.16)	36.81 (33.12-41.01)	57921.93 (27934.07-116376.07)	80579.54 (38213.16-163255.15)	39.12 (34.42-44.15)
Russian Federation	1004302.62 (881009.94-1125128.18)	1283831.31 (1130169.17-1446183.75)	27.83 (25.66-30.34)	14229933.06 (12375792.60-16136118.40)	18882624.58 (16518692.41-21233249.88)	32.70 (30.03-35.13)	502936.73 (239783.88-1018932.61)	673207.72 (324711.53-1363422.48)	33.86 (31.30-36.71)
Rwanda	13013.08 (11506.58-14539.83)	33947.88 (29699.02-37790.72)	160.87 (151.46-170.59)	138831.39 (123262.68-155502.75)	354898.61 (313940.33-399397.96)	155.63 (146.71-162.84)	4711.85 (2267.34-9557.50)	12116.23 (5847.10-24410.12)	157.14 (146.18-166.98)
Saint Kitts and Nevis	168.81 (149.56-186.78)	467.83 (410.28-523.06)	177.14 (161.67-191.70)	2440.56 (2170.39-2706.46)	5643.42 (4965.64-6285.03)	131.23 (122.00-140.32)	86.18 (41.12-173.38)	198.93 (94.48-400.84)	130.85 (121.03-140.44)
Saint Lucia	443.80 (395.10-492.27)	1384.94 (1220.62-1539.29)	212.07 (199.86-225.23)	5545.16 (4924.90-6182.49)	17764.36 (15747.46-19673.52)	220.36 (210.56-231.21)	192.59 (92.73-392.45)	622.82 (300.17-1257.51)	223.40 (212.24-235.46)
Saint Vincent and the Grenadines	348.13 (311.61-387.74)	798.14 (705.29-892.81)	129.27 (120.53-137.02)	4460.46 (3969.73-4938.32)	10319.11 (9104.70-11423.73)	131.35 (124.44-137.97)	155.81 (74.14-313.77)	361.31 (174.89-743.54)	131.89 (124.12-140.18)
Samoa	477.17 (419.44-532.85)	905.55 (795.80-1019.18)	89.77 (83.27-96.48)	5669.06 (5062.90-6305.32)	10896.83 (9617.00-12172.10)	92.22 (85.93-98.10)	196.53 (94.07-390.05)	379.73 (181.52-754.24)	93.22 (86.52-100.79)
San Marino	159.65 (142.43-178.00)	314.00 (280.47-351.39)	96.68 (90.95-102.72)	2272.43 (2046.73-2510.85)	4760.39 (4286.57-5293.62)	109.48 (104.37-114.13)	81.12 (39.67-162.95)	170.57 (82.73-345.03)	110.27 (104.48-116.24)
Sao Tome and Principe	299.17 (264.02-335.07)	763.89 (668.78-851.29)	155.34 (144.02-167.53)	3683.85 (3245.27-4140.47)	8195.01 (7248.72-9176.89)	122.46 (113.49-131.28)	127.40 (61.30-262.05)	287.00 (137.57-579.95)	125.28 (115.67-135.31)
Saudi Arabia	35182.44 (30925.89-39296.34)	184905.73 (161454.22-206867.00)	425.56 (405.17-447.36)	358102.26 (317568.12-400082.29)	1669212.28 (1468855.45-1864087.27)	366.13 (348.09-385.57)	12217.23 (5871.01-24414.47)	57366.54 (27050.04-114815.17)	369.55 (348.03-393.15)
Senegal	16080.31 (14163.01-17955.18)	44160.78 (38545.73-49138.95)	174.63 (165.18-183.83)	178535.82 (158271.63-200005.13)	487696.08 (431955.89-543741.15)	173.16 (164.73-181.09)	6090.89 (2937.01-12334.38)	16773.28 (8031.28-33485.34)	175.38 (165.18-185.37)
Serbia	53619.46 (47007.88-60118.14)	68586.13 (60636.78-76247.57)	27.91 (22.49-32.89)	688243.42 (601329.22-772951.61)	1032459.01 (910056.15-1152671.49)	50.01 (45.33-55.03)	24007.24 (11468.56-48135.34)	36404.12 (17445.25-73708.35)	51.64 (46.34-57.67)
Seychelles	232.31 (205.62-258.46)	634.96 (551.71-712.61)	173.32 (162.27-185.31)	3101.34 (2740.11-3456.96)	8011.72 (7010.33-8933.87)	158.33 (149.38-167.44)	107.65 (51.17-214.87)	278.60 (132.98-559.59)	158.80 (147.84-170.25)
Sierra Leone	9246.96 (8198.20-10287.02)	21581.78 (18975.70-23937.05)	133.39 (123.66-142.29)	104473.55 (92952.49-117306.42)	228398.68 (202456.59-254358.92)	118.62 (110.83-126.66)	3537.73 (1709.10-7084.24)	7830.04 (3753.43-15712.36)	121.33 (112.40-130.68)
Singapore	18009.23 (15810.41-20088.41)	60586.55 (53459.98-67210.64)	236.42 (224.14-249.52)	198983.10 (176481.59-219345.47)	772440.20 (686704.35-849720.39)	288.19 (276.56-300.33)	7221.64 (3412.38-14317.95)	28430.14 (13694.28-56974.23)	293.68 (280.62-307.70)

Slovakia	28455.15 (25090.16-31773.66)	44551.07 (39163.91-49636.20)	56.57 (52.36-61.31)	391659.09 (342919.43-440887.94)	659576.96 (581867.78-740170.59)	68.41 (64.29-72.95)	13705.87 (6487.80-27895.00)	23394.74 (11270.21-47392.67)	70.69 (65.48-76.67)
Slovenia	11790.01 (10383.91-13186.03)	18194.62 (16122.93-20341.77)	54.32 (49.35-59.92)	162734.08 (142848.87-182921.73)	287180.50 (252520.00-321638.69)	76.47 (71.47-82.19)	5682.82 (2694.50-11430.93)	10172.71 (4917.64-20700.68)	79.01 (72.78-85.13)
Solomon Islands	761.91 (666.37-855.14)	2344.49 (2039.23-2634.05)	207.71 (195.95-219.43)	8226.55 (7301.90-9179.61)	24551.69 (21729.56-27515.86)	198.44 (188.35-209.19)	282.87 (135.04-567.00)	848.82 (404.33-1696.17)	200.07 (187.20-212.59)
Somalia	13590.69 (11943.50-15233.76)	35857.13 (31434.54-40006.35)	163.84 (153.40-172.64)	126940.14 (112767.45-141973.34)	339051.60 (300120.42-377062.39)	167.10 (157.18-175.51)	4309.51 (2104.87-8656.56)	11522.88 (5543.47-23309.90)	167.38 (155.66-177.81)
South Africa	125033.34 (110149.67-139039.89)	306661.87 (269896.02-340954.90)	145.26 (142.05-148.42)	1443349.54 (1271318.53-1603518.53)	3566080.34 (3135481.25-3969604.47)	147.07 (144.45-149.98)	50501.82 (24157.90-101375.11)	124233.25 (59848.76-248721.69)	146.00 (142.50-149.81)
South Sudan	11184.46 (9857.93-12478.83)	22010.08 (19217.40-24633.32)	96.79 (88.60-106.23)	124312.41 (110890.20-139114.36)	219211.11 (193939.53-245024.42)	76.34 (70.24-84.31)	4165.06 (2024.89-8314.49)	7379.15 (3595.24-14771.78)	77.17 (69.35-86.04)
Spain	247727.10 (219689.38-278141.53)	420976.27 (376268.79-470250.03)	69.94 (64.64-75.27)	3489572.39 (3139552.81-3872738.53)	6279574.92 (5668450.51-6993098.45)	79.95 (75.05-84.92)	123887.67 (59793.30-248851.82)	224792.41 (108762.63-454455.69)	81.45 (75.55-87.49)
Sri Lanka	48932.05 (42912.10-54503.09)	117977.47 (103434.96-131691.11)	141.10 (129.13-151.89)	552485.89 (488604.28-613795.84)	1575155.30 (1380242.47-1763543.12)	185.10 (173.32-196.40)	18854.04 (8981.17-38305.20)	54025.08 (25576.21-108718.84)	186.54 (173.30-198.59)
Sudan	39608.54 (34928.25-44228.58)	114477.63 (100690.06-127670.73)	189.02 (175.76-200.28)	438043.32 (388820.35-493519.15)	1200374.40 (1063278.17-1331239.81)	174.03 (163.54-183.75)	14803.80 (7071.43-29773.48)	41062.32 (19773.84-82320.50)	177.38 (164.67-190.41)
Suriname	1531.56 (1338.49-1705.69)	3896.00 (3417.28-4354.40)	154.38 (146.10-163.33)	18172.65 (16038.43-20192.34)	48941.48 (43092.77-54493.92)	169.31 (161.99-176.73)	639.83 (304.42-1303.95)	1719.06 (825.94-3439.02)	168.67 (159.66-178.26)
Sweden	54140.08 (47891.60-60494.79)	77849.10 (68631.12-87509.92)	43.79 (39.95-48.13)	797704.83 (708550.50-892345.98)	1188697.73 (1047613.18-1329028.25)	49.01 (45.46-52.97)	28113.81 (13222.87-57854.31)	42255.42 (20045.75-86461.02)	50.30 (46.01-55.44)
Switzerland	46178.84 (41057.31-51247.02)	76109.05 (67951.25-85016.38)	64.81 (60.25-69.53)	656863.76 (587681.65-726269.15)	1131233.23 (1021569.54-1251299.83)	72.22 (68.68-76.52)	23207.91 (11273.75-46797.74)	40161.71 (19424.56-80499.55)	73.05 (68.71-78.28)
Syrian Arab Republic	25783.58 (22778.63-28804.98)	75626.00 (65836.59-85154.65)	193.31 (182.20-204.14)	287369.10 (254501.04-319697.49)	890644.41 (783272.90-991866.23)	209.93 (199.89-221.12)	9839.91 (4763.46-19630.86)	30700.65 (14734.72-60901.80)	212.00 (199.96-225.60)
Taiwan (Province of China)	91954.12 (80996.16-102954.22)	223448.81 (197853.78-249985.94)	143.00 (133.46-152.71)	1104590.49 (973881.96-1230178.29)	3215060.50 (2855621.84-3595342.09)	191.06 (180.03-200.99)	38585.33 (18394.05-77245.94)	113637.80 (53956.35-229872.21)	194.51 (182.77-205.48)
Tajikistan	11677.89 (10186.64-13142.76)	32556.00 (27991.38-36814.38)	178.78 (169.13-189.66)	147684.49 (128100.46-167793.36)	370401.52 (318735.22-423393.26)	150.81 (142.97-160.05)	5145.09 (2472.05-10394.73)	12933.01 (6153.48-25852.96)	151.37 (141.48-162.32)
Thailand	165162.40 (144618.60-183600.46)	484227.60 (425932.22-544644.62)	193.18 (179.27-208.71)	1843097.36 (1638257.86-2053298.15)	6612397.30 (5856915.79-7391249.39)	258.77 (243.45-274.24)	62734.43 (30600.65-126180.47)	229188.05 (110605.94-460753.16)	265.33 (248.22-283.83)
Timor-Leste	1404.89 (1231.69-1580.46)	3682.14 (3243.76-4097.61)	162.09 (148.84-175.15)	13763.05 (12197.27-15556.85)	45112.88 (39773.29-50300.77)	227.78 (211.13-243.45)	465.96 (223.63-940.86)	1540.45 (732.52-3120.03)	230.59 (212.28-249.35)
Togo	6576.50 (5782.57-7296.69)	24075.39 (21234.34-26922.44)	266.08 (252.15-282.26)	67670.76 (60129.75-75120.40)	247407.54 (218789.11-274359.39)	265.60 (253.27-279.24)	2304.32 (1109.67-4594.26)	8532.45 (4036.24-17272.44)	270.28 (255.43-287.29)
Tokelau	6.10 (5.37-6.80)	8.04 (7.09-8.91)	31.72 (26.77-36.80)	82.32 (72.55-91.93)	108.22 (96.19-120.06)	31.47 (27.20-35.66)	2.85 (1.38-5.75)	3.78 (1.82-7.63)	32.42 (27.66-37.59)
Tonga	302.82 (264.80-338.43)	469.41 (411.80-523.53)	55.01 (49.39-61.72)	3637.25 (3214.20-4040.66)	5826.86 (5172.23-6501.42)	60.20 (54.26-66.45)	126.33 (60.36-253.93)	203.08 (97.57-407.99)	60.75 (54.68-67.63)
Trinidad and Tobago	4879.54 (4312.09-5457.58)	10980.43 (9706.65-12243.36)	125.03 (116.98-133.51)	58782.23 (52329.44-65064.47)	145745.99 (129485.65-161267.12)	147.94 (140.87-154.94)	2063.41 (981.40-4166.60)	5133.24 (2478.02-10560.20)	148.77 (140.58-157.57)
Tunisia	23828.30 (21005.64-26755.88)	69720.70 (61709.51-77559.69)	192.60 (183.05-201.60)	281097.11 (247994.98-314359.38)	874118.18 (773391.35-972641.97)	210.97 (200.70-219.91)	9675.15 (4593.69-19642.87)	30167.23 (14549.09-61097.78)	211.80 (200.33-223.75)
Turkmenistan	9069.78 (7961.31-10234.85)	24003.35 (20721.06-27399.20)	190.02 (179.99-199.97)	112657.2 (197731.31-128117.03)	297030.64 (255487.29-341108.94)	220.77 (209.91-231.69)	3945.73 (1888.90-7987.89)	10538.16 (4990.58-20938.36)	224.68 (211.84-237.30)
Tuvalu	35.95 (31.51-40.14)	60.96 (53.46-68.28)	164.65 (154.74-174.86)	426.99 (378.06-476.47)	768.14 (676.67-861.37)	163.66 (154.50-173.16)	14.80 (7.05-30.14)	26.89 (12.73-54.97)	167.08 (156.11-178.95)

Türkiye	172034.55 (151349.54-191269.98)	498940.01 (442251.12-557033.39)	69.56 (64.11-75.32)	1953405.25 (1735773.55-2176900.05)	6265937.25 (5560635.54-6937782.92)	79.90 (74.17-85.74)	67006.79 (32365.54-134315.34)	217554.77 (104524.79-438712.79)	81.67 (74.08-88.33)
Uganda	29417.51 (25827.76-32999.61)	82029.48 (72113.17-91565.95)	178.85 (169.01-189.07)	319755.63 (282997.68-358252.92)	846302.42 (748399.72-943276.88)	164.67 (156.20-173.89)	10808.16 (5230.93-21752.40)	28900.96 (13959.74-58727.41)	167.40 (156.98-178.92)
Ukraine	356545.13 (312759.74-401589.88)	386110.14 (341240.92-431370.24)	8.29 (4.79-11.78)	4936819.25 (4325172.58-5555751.54)	5699623.83 (5010776.96-6405476.83)	15.45 (12.32-18.74)	173385.45 (84207.03-350221.67)	202302.15 (97312.40-406819.99)	16.68 (12.84-20.50)
United Arab Emirates	4548.70 (3970.18-5115.42)	63707.74 (55393.97-72162.23)	1300.57 (1235.14-1367.01)	35269.13 (30792.82-40075.35)	503960.12 (441962.32-572572.31)	1328.90 (1279.20-1386.76)	1210.94 (573.69-2457.77)	17355.80 (8125.42-34938.74)	1333.25 (1269.76-1409.17)
United Kingdom	416553.10 (371985.22-462864.40)	610070.33 (544797.67-679814.06)	46.46 (45.00-48.10)	6004365.47 (5411317.39-6647048.93)	8953548.47 (8063136.45-9891755.23)	49.12 (48.13-50.13)	215272.50 (104015.22-432200.57)	322643.41 (156642.45-645022.18)	49.88 (48.75-51.22)
United Republic of Tanzania	53271.94 (46769.39-59336.83)	145866.52 (129292.07-162102.24)	173.81 (165.16-183.46)	593225.19 (524534.28-660943.80)	1545396.50 (1374111.04-1718529.93)	160.51 (152.90-168.67)	20257.16 (9681.26-40379.52)	53090.81 (25271.55-107594.85)	162.08 (153.93-172.21)
United States of America	1770581.66 (1582305.58-1951370.12)	3192701.53 (2830531.82-3554075.01)	80.32 (76.28-84.38)	25007735.07 (22549194.96-27580854.86)	47581100.89 (42638857.15-52684415.20)	90.27 (88.59-91.99)	900534.50 (432395.48-1819200.41)	1710760.12 (829259.16-3463603.19)	89.97 (87.94-92.55)
United States Virgin Islands	579.91 (510.16-647.66)	889.40 (784.36-995.15)	53.37 (44.06-63.39)	6535.50 (5788.18-7239.81)	13567.14 (12092.65-14990.09)	107.59 (98.62-116.16)	231.07 (110.26-463.72)	483.12 (234.06-963.15)	109.08 (99.28-118.70)
Uruguay	19163.75 (17021.81-21377.55)	26842.26 (23942.06-29965.55)	40.07 (35.52-44.22)	266618.11 (236979.95-296555.43)	392380.61 (354172.81-436252.38)	47.17 (42.91-51.02)	9484.71 (4532.01-18884.85)	14039.33 (6794.96-27922.33)	48.02 (43.39-53.23)
Uzbekistan	53136.92 (46259.39-59857.27)	159659.3 (137465.65-180474.79)	200.47 (190.01-211.13)	691164.84 (600001.03-784589.83)	1921520.82 (1657298.21-2197996.32)	178.01 (168.83-186.88)	24208.24 (11686.02-48890.35)	67713.83 (32353.59-135488.50)	179.71 (169.26-190.17)
Vanuatu	343.15 (299.16-381.29)	1056.32 (930.56-1190.22)	207.83 (197.39-219.03)	3586.88 (3152.36-3991.89)	11429.51 (10100.44-12778.89)	218.65 (208.66-229.30)	122.57 (59.64-248.52)	392.31 (190.30-791.27)	220.06 (209.04-232.36)
Venezuela (Bolivarian Republic of)	59833.32 (53027.77-66428.49)	180660.39 (159653.17-201258.61)	201.94 (191.13-212.22)	669767.47 (597380.95-742736.58)	2255788.02 (1984530.74-2494580.22)	236.80 (227.43-247.01)	23413.93 (11252.96-46677.34)	79429.29 (38221.46-160696.88)	239.24 (227.47-251.71)
Viet Nam	145579.11 (128053.35-162687.98)	448882.04 (391922.63-502050.10)	208.34 (194.63-221.30)	1779684.81 (1572372.51-1987537.22)	5415246.51 (4745047.23-6045659.66)	204.28 (191.72-217.02)	60615.15 (29204.81-120769.91)	187214.70 (89043.91-373119.41)	208.86 (194.03-224.80)
Yemen	21538.37 (18960.91-23990.46)	77884.98 (68746.92-86681.40)	261.61 (247.20-275.23)	227270.32 (201431.08-254487.85)	804925.40 (712722.05-894558.83)	254.17 (240.87-267.03)	7635.07 (3681.79-15593.27)	27348.24 (13108.70-55052.66)	258.19 (242.61-274.47)
Zambia	14991.90 (13119.26-16794.84)	42992.71 (37783.47-48108.27)	186.77 (176.34-197.10)	159770.29 (141651.09-177776.16)	429173.59 (380416.15-476903.19)	168.62 (160.87-177.32)	5468.47 (2599.24-11123.08)	14661.58 (7052.48-29519.94)	168.11 (158.38-178.98)
Zimbabwe	20556.84 (18220.64-22841.63)	39757.63 (34863.72-44366.30)	93.40 (86.57-100.04)	224498.10 (199246.66-250423.26)	409820.92 (362489.52-457873.97)	82.55 (76.69-88.27)	7714.41 (3733.54-15456.25)	13961.24 (6714.89-27908.04)	80.98 (74.02-88.78)

Table S4. The ASRs and EAPCs of osteoarthritis among 204 countries and territories from 1990 to 2021.

Country	ASIR (per 100,000 population)			ASPR (per 100,000 population)			ASDR (per 100,000 population)		
	1990	2021	EAPC (95%CI)	1990	2021	EAPC (95%CI)	1990	2021	EAPC (95%CI)
	Both (95%UI)	Both (95%UI)		Both (95%UI)	Both (95%UI)		Both (95%UI)	Both (95%UI)	
Afghanistan	369.68 (327.35-412.51)	409.68 (362.26-460.31)	0.40 (0.36-0.44)	4551.49 (4037.46-5103.92)	5109.54 (4529.06-5687.19)	0.44 (0.40-0.49)	151.94 (74.17-298.64)	168.72 (82.61-342.54)	0.42 (0.36-0.47)
Albania	394.35 (350.82-437.54)	450.79 (399.77-501.81)	0.50 (0.48-0.53)	5015.70 (4461.40-5552.49)	5802.12 (5134.05-6443.77)	0.56 (0.53-0.58)	172.72 (84.18-345.16)	202.48 (95.80-411.34)	0.62 (0.59-0.65)
Algeria	423.18 (375.95-471.98)	497.51 (436.82-552.44)	0.54 (0.53-0.55)	5358.53 (4741.54-5992.18)	6415.25 (5660.49-7119.58)	0.59 (0.58-0.61)	183.41 (87.54-373.15)	221.98 (107.75-449.66)	0.63 (0.62-0.65)
American Samoa	547.33 (481.28-608.20)	592.89 (525.32-658.09)	0.22 (0.16-0.27)	7179.89 (6341.41-8017.68)	7748.26 (6881.09-8567.07)	0.20 (0.14-0.25)	251.69 (119.41-509.07)	270.12 (129.45-551.87)	0.18 (0.12-0.24)
Andorra	511.64 (452.39-572.82)	551.87 (489.74-614.22)	0.23 (0.21-0.26)	6593.29 (5912.65-7304.55)	7051.36 (6341.99-7816.83)	0.22 (0.20-0.24)	233.96 (112.66-475.84)	251.11 (120.46-499.59)	0.24 (0.21-0.26)
Angola	467.32 (411.19-518.94)	512.67 (451.42-570.53)	0.31 (0.30-0.32)	6140.72 (5390.56-6872.11)	6744.43 (5931.12-7515.87)	0.31 (0.30-0.32)	212.45 (101.54-425.96)	234.86 (113.65-474.44)	0.35 (0.33-0.36)
Antigua and Barbuda	539.12 (479.32-598.36)	578.69 (509.83-644.12)	0.22 (0.21-0.23)	6937.47 (6157.08-7659.58)	7428.77 (6608.40-8288.91)	0.21 (0.20-0.22)	245.09 (115.82-494.51)	261.86 (125.07-527.03)	0.20 (0.19-0.22)
Argentina	541.77 (479.37-603.57)	594.76 (527.85-658.47)	0.28 (0.25-0.31)	7040.54 (6291.77-7820.67)	7662.06 (6875.74-8441.60)	0.27 (0.24-0.29)	249.80 (118.69-501.09)	273.79 (131.17-552.10)	0.29 (0.26-0.32)
Armenia	417.83 (366.13-467.52)	498.36 (433.96-561.53)	0.66 (0.62-0.70)	5647.29 (4927.09-6375.58)	6877.82 (5958.90-7835.83)	0.75 (0.70-0.80)	196.82 (94.89-394.86)	243.48 (117.86-489.79)	0.81 (0.76-0.87)
Australia	554.29 (492.60-615.90)	619.68 (549.23-687.01)	0.34 (0.31-0.37)	7193.32 (6457.14-7943.79)	7930.63 (7103.71-8774.54)	0.31 (0.29-0.34)	254.52 (122.89-514.01)	283.74 (140.00-579.91)	0.34 (0.32-0.36)
Austria	512.67 (455.67-567.05)	547.99 (489.83-610.91)	0.19 (0.18-0.20)	6666.34 (5990.86-7355.99)	7020.47 (6338.21-7745.78)	0.15 (0.15-0.16)	235.44 (112.91-471.62)	250.18 (119.59-502.77)	0.18 (0.17-0.19)
Azerbaijan	456.98 (400.36-514.64)	507.78 (443.37-571.04)	0.42 (0.34-0.50)	6391.43 (5543.13-7311.22)	7036.93 (6082.81-7974.31)	0.40 (0.31-0.50)	226.04 (108.16-455.57)	250.24 (121.34-498.42)	0.43 (0.33-0.54)
Bahamas	560.02 (495.79-620.75)	593.64 (522.42-658.79)	0.19 (0.18-0.21)	7207.99 (6414.18-8012.83)	7623.76 (6709.03-8430.50)	0.18 (0.16-0.20)	256.28 (122.45-515.73)	270.48 (130.50-543.63)	0.18 (0.16-0.20)
Bahrain	474.08 (417.34-525.61)	510.40 (450.11-570.18)	0.23 (0.23-0.24)	6245.17 (5519.86-6943.99)	6726.28 (5940.43-7469.32)	0.23 (0.23-0.24)	216.41 (103.00-444.87)	232.14 (111.32-470.08)	0.22 (0.22-0.23)
Bangladesh	402.60 (355.11-449.36)	455.67 (405.41-506.44)	0.44 (0.40-0.48)	5088.75 (4524.31-5639.13)	5823.51 (5178.29-6468.16)	0.47 (0.43-0.51)	172.10 (82.68-347.31)	199.66 (96.24-406.20)	0.52 (0.47-0.56)
Barbados	555.94 (490.84-620.48)	595.24 (525.11-661.83)	0.23 (0.21-0.25)	7124.99 (6331.32-7932.76)	7638.19 (6759.38-8450.26)	0.23 (0.21-0.25)	252.98 (118.68-511.77)	271.00 (128.56-550.66)	0.23 (0.21-0.26)
Belarus	507.03 (447.17-566.78)	564.41 (497.20-630.19)	0.40 (0.38-0.41)	6906.92 (6100.22-7764.96)	7779.43 (6836.89-8711.71)	0.44 (0.42-0.46)	243.01 (115.90-494.74)	276.64 (131.02-552.93)	0.49 (0.47-0.52)
Belgium	512.44 (456.01-570.60)	547.40 (487.41-610.97)	0.18 (0.16-0.20)	6669.13 (5978.04-7364.22)	7020.14 (6333.51-7766.14)	0.16 (0.14-0.17)	235.88 (112.56-469.94)	249.12 (120.13-503.67)	0.16 (0.15-0.17)
Belize	509.91 (450.86-565.06)	579.85 (515.88-644.57)	0.39 (0.35-0.44)	6432.33 (5709.35-7146.34)	7355.87 (6544.10-8170.19)	0.40 (0.35-0.46)	225.89 (109.24-451.93)	259.76 (124.56-531.99)	0.42 (0.36-0.48)
Benin	427.31 (379.13-475.64)	492.73 (436.01-545.17)	0.46 (0.44-0.48)	5318.89 (4714.43-5935.71)	6253.80 (5563.65-6986.83)	0.52 (0.50-0.54)	180.26 (86.82-363.75)	216.43 (103.74-435.14)	0.59 (0.57-0.61)

Bermuda	584.28 (515.14-649.11)	610.02 (538.06-674.79)	0.14 (0.12-0.15)	7528.63 (6700.86-8313.17)	7848.67 (6950.21-8646.83)	0.13 (0.12-0.14)	269.51 (127.75-547.59)	280.77 (134.04-577.67)	0.13 (0.12-0.15)
Bhutan	409.45 (363.49-454.69)	465.74 (411.24-516.82)	0.43 (0.41-0.44)	5197.25 (4635.95-5794.22)	5962.90 (5303.80-6602.66)	0.45 (0.44-0.47)	176.72 (85.34-357.62)	205.30 (99.36-416.97)	0.50 (0.48-0.51)
Bolivia (Plurinational State of)	491.71 (436.14-549.30)	555.53 (491.78-616.88)	0.40 (0.39-0.42)	6196.19 (5522.68-6909.47)	7051.95 (6265.19-7828.99)	0.42 (0.40-0.44)	214.72 (103.06-434.06)	246.67 (118.88-499.94)	0.46 (0.44-0.48)
Bosnia and Herzegovina	425.94 (377.16-473.08)	492.00 (431.49-548.58)	0.53 (0.46-0.59)	5527.35 (4885.85-6162.46)	6533.06 (5777.64-7326.00)	0.61 (0.54-0.69)	190.82 (90.86-382.32)	228.09 (108.19-460.57)	0.66 (0.58-0.75)
Botswana	456.76 (405.55-509.55)	535.62 (473.79-595.78)	0.49 (0.47-0.51)	5822.96 (5193.81-6519.56)	6937.39 (6147.07-7710.58)	0.54 (0.52-0.56)	201.46 (96.17-406.88)	241.11 (116.35-485.70)	0.56 (0.54-0.58)
Brazil	527.73 (467.49-585.46)	589.96 (522.15-651.51)	0.38 (0.37-0.39)	6602.20 (5862.60-7306.99)	7433.17 (6589.59-8250.70)	0.40 (0.39-0.41)	228.00 (109.00-459.80)	260.23 (124.97-525.16)	0.45 (0.44-0.47)
Brunei Darussalam	638.10 (565.55-711.02)	686.67 (609.40-759.01)	0.23 (0.21-0.26)	8218.40 (7341.18-9058.99)	8815.59 (7892.91-9708.06)	0.23 (0.22-0.25)	295.71 (141.47-598.41)	319.00 (152.75-642.40)	0.26 (0.24-0.28)
Bulgaria	482.22 (426.11-535.83)	520.68 (461.73-577.32)	0.25 (0.24-0.26)	6386.36 (5607.17-7153.15)	7016.96 (6194.42-7863.49)	0.32 (0.30-0.33)	223.82 (106.25-449.81)	247.88 (119.89-500.07)	0.36 (0.34-0.37)
Burkina Faso	399.70 (353.47-447.89)	434.60 (382.77-485.58)	0.27 (0.26-0.27)	4913.09 (4360.56-5506.06)	5373.97 (4778.24-6014.43)	0.28 (0.28-0.29)	165.59 (80.14-334.84)	183.48 (89.33-369.00)	0.34 (0.33-0.34)
Burundi	399.82 (353.20-444.94)	408.81 (361.23-455.05)	0.09 (0.07-0.10)	4971.21 (4410.04-5556.21)	5090.05 (4515.49-5674.70)	0.09 (0.08-0.11)	169.22 (82.51-338.55)	174.11 (84.35-350.30)	0.12 (0.11-0.14)
Cabo Verde	431.97 (381.53-485.99)	499.28 (442.48-558.22)	0.49 (0.49-0.50)	5361.85 (4732.88-6021.12)	6384.63 (5666.94-7115.52)	0.60 (0.59-0.61)	184.22 (89.06-371.37)	222.28 (106.71-449.99)	0.65 (0.64-0.66)
Cambodia	349.23 (307.33-389.74)	395.30 (350.24-440.74)	0.44 (0.42-0.46)	4390.22 (3900.72-4913.70)	5073.17 (4526.94-5661.49)	0.51 (0.49-0.53)	147.32 (71.44-297.48)	172.45 (82.59-347.10)	0.56 (0.54-0.58)
Cameroon	448.31 (396.44-501.41)	497.96 (442.52-554.89)	0.31 (0.29-0.33)	5590.59 (4980.35-6247.19)	6290.74 (5604.23-6947.52)	0.35 (0.32-0.37)	190.37 (92.14-383.34)	217.40 (105.19-439.99)	0.40 (0.37-0.43)
Canada	416.01 (365.47-464.62)	460.07 (405.52-513.81)	0.21 (0.15-0.27)	5726.13 (5028.54-6431.15)	6228.33 (5509.32-6983.19)	0.20 (0.16-0.24)	200.58 (97.21-409.53)	219.12 (105.39-441.98)	0.20 (0.16-0.25)
Central African Republic	414.92 (365.64-461.84)	429.06 (378.82-478.07)	0.10 (0.09-0.10)	5234.28 (4629.39-5830.79)	5416.43 (4810.45-6077.85)	0.09 (0.08-0.10)	176.32 (84.74-356.63)	183.52 (89.17-370.77)	0.12 (0.11-0.13)
Chad	399.77 (352.55-447.53)	420.66 (371.48-469.65)	0.15 (0.14-0.16)	4928.72 (4386.60-5501.04)	5195.54 (4610.45-5833.55)	0.15 (0.15-0.16)	166.59 (80.97-337.15)	176.36 (85.79-356.03)	0.17 (0.16-0.18)
Chile	535.97 (476.19-595.99)	599.63 (536.35-665.62)	0.33 (0.30-0.36)	6879.89 (6154.64-7626.43)	7686.10 (6940.84-8490.80)	0.34 (0.31-0.37)	242.02 (116.91-492.11)	273.01 (132.17-543.92)	0.37 (0.34-0.41)
China	487.11 (428.13-543.75)	554.61 (486.85-619.54)	0.58 (0.51-0.66)	6148.92 (5417.29-6855.85)	7030.66 (6211.20-7831.69)	0.61 (0.53-0.70)	210.61 (101.91-423.86)	244.79 (117.30-491.91)	0.67 (0.58-0.76)
Colombia	506.09 (447.92-565.04)	565.49 (498.00-628.15)	0.38 (0.37-0.39)	6431.68 (5691.26-7130.27)	7248.39 (6425.18-8035.66)	0.41 (0.40-0.42)	223.91 (106.60-450.01)	255.85 (121.38-520.40)	0.47 (0.45-0.48)
Comoros	410.18 (362.05-460.02)	453.26 (401.04-504.17)	0.34 (0.33-0.36)	5099.13 (4529.15-5712.76)	5730.41 (5090.90-6425.52)	0.40 (0.39-0.42)	173.75 (83.81-351.33)	197.51 (95.79-401.89)	0.46 (0.43-0.48)
Congo	465.42 (408.90-518.48)	507.02 (449.56-563.60)	0.27 (0.25-0.29)	6008.24 (5308.97-6688.82)	6579.57 (5822.29-7269.41)	0.28 (0.26-0.30)	207.24 (99.02-419.17)	228.94 (108.50-462.26)	0.31 (0.29-0.34)
Cook Islands	524.97 (466.34-583.31)	600.06 (530.08-669.97)	0.40 (0.36-0.44)	6847.30 (6086.24-7589.92)	7820.68 (6948.49-8635.62)	0.39 (0.35-0.44)	239.21 (115.12-469.67)	274.29 (131.43-553.03)	0.41 (0.37-0.45)
Costa Rica	515.07 (456.42-573.76)	572.96 (507.23-639.61)	0.35 (0.33-0.36)	6530.05 (5782.33-7255.26)	7319.23 (6495.11-8094.93)	0.37 (0.35-0.38)	228.10 (109.03-460.02)	257.22 (124.02-519.16)	0.39 (0.38-0.41)
Croatia	475.78 (421.03-529.37)	514.63 (454.92-573.20)	0.31 (0.29-0.32)	6364.06 (5617.23-7127.73)	6889.04 (6077.98-7714.01)	0.31 (0.29-0.33)	222.49 (105.85-451.18)	242.83 (116.19-490.50)	0.35 (0.33-0.37)

Cuba	511.30 (452.56-569.57)	561.70 (497.53-626.00)	0.33 (0.32-0.35)	6460.64 (5711.96-7181.60)	7149.55 (6341.91-7924.77)	0.35 (0.34-0.36)	226.65 (108.22-458.52)	252.13 (119.70-508.83)	0.38 (0.36-0.39)
Cyprus	489.24 (435.53-543.47)	540.01 (480.84-598.39)	0.31 (0.29-0.33)	6280.38 (5647.32-6960.81)	6887.52 (6177.64-7614.12)	0.31 (0.28-0.34)	220.50 (106.03-442.22)	244.83 (118.54-489.74)	0.35 (0.32-0.38)
Czechia	497.57 (437.85-559.98)	530.32 (467.70-594.32)	0.20 (0.19-0.22)	6729.07 (5936.28-7547.49)	7158.00 (6278.52-8069.96)	0.19 (0.17-0.21)	234.93 (113.65-476.23)	252.38 (122.37-511.39)	0.22 (0.20-0.24)
Côte d'Ivoire	430.14 (380.01-479.29)	473.79 (419.28-528.18)	0.29 (0.27-0.30)	5375.53 (4761.31-5987.44)	5989.82 (5296.36-6648.85)	0.32 (0.30-0.33)	180.99 (87.66-366.64)	206.55 (98.96-421.13)	0.39 (0.37-0.41)
Democratic People's Republic of Korea	472.99 (414.87-528.27)	505.10 (444.93-562.60)	0.23 (0.21-0.24)	6082.82 (5405.92-6773.87)	6522.42 (5756.49-7259.56)	0.23 (0.21-0.25)	209.30 (99.57-421.76)	226.01 (109.70-457.60)	0.26 (0.24-0.28)
Democratic Republic of the Congo	435.39 (383.37-484.02)	442.97 (392.55-492.31)	-0.00 (-0.07-0.06)	5495.06 (4869.45-6140.49)	5630.43 (4986.72-6263.44)	0.00 (-0.07-0.07)	186.03 (88.98-378.98)	192.57 (91.26-388.56)	0.04 (-0.05-0.12)
Denmark	542.83 (481.96-601.04)	539.24 (479.51-598.50)	0.02 (-0.01-0.05)	7157.23 (6383.36-7947.87)	6913.85 (6189.62-7612.05)	-0.03 (-0.07-0.01)	256.17 (125.23-525.24)	246.85 (119.06-502.47)	-0.02 (-0.07-0.02)
Djibouti	406.30 (358.06-454.02)	475.16 (421.53-528.18)	0.58 (0.54-0.62)	5098.63 (4541.04-5685.89)	6078.33 (5360.14-6782.81)	0.65 (0.61-0.70)	174.85 (84.17-352.08)	211.85 (101.25-426.85)	0.72 (0.67-0.77)
Dominica	516.38 (456.62-573.82)	560.33 (497.81-619.90)	0.26 (0.24-0.28)	6535.93 (5798.18-7263.44)	7159.03 (6343.23-7959.96)	0.29 (0.26-0.32)	228.88 (109.84-461.68)	251.66 (120.62-504.77)	0.30 (0.27-0.34)
Dominican Republic	513.72 (455.30-568.88)	569.34 (503.36-635.73)	0.36 (0.34-0.37)	6527.81 (5770.04-7251.73)	7275.90 (6455.96-8027.51)	0.37 (0.36-0.38)	229.61 (108.88-460.32)	256.67 (123.39-517.29)	0.38 (0.37-0.40)
Ecuador	533.99 (474.80-593.78)	590.72 (522.18-656.04)	0.35 (0.34-0.37)	6764.78 (6025.12-7470.54)	7519.98 (6667.34-8311.41)	0.36 (0.34-0.37)	238.23 (113.46-473.99)	266.02 (127.18-531.31)	0.38 (0.36-0.40)
Egypt	426.67 (376.10-479.06)	485.92 (428.33-542.21)	0.35 (0.31-0.38)	5381.83 (4766.07-5997.61)	6181.47 (5514.48-6898.66)	0.36 (0.33-0.40)	184.34 (88.76-376.30)	212.88 (102.71-441.12)	0.38 (0.34-0.41)
El Salvador	506.49 (446.95-560.38)	570.47 (505.56-631.65)	0.40 (0.37-0.43)	6409.22 (5654.70-7112.05)	7260.22 (6468.35-8001.84)	0.42 (0.39-0.45)	222.83 (105.15-450.96)	254.69 (121.81-512.17)	0.45 (0.42-0.48)
Equatorial Guinea	404.63 (357.48-451.47)	525.10 (463.69-583.57)	1.02 (0.95-1.08)	5036.52 (4473.47-5638.07)	6803.41 (6010.86-7551.62)	1.16 (1.09-1.24)	168.70 (82.70-341.89)	236.45 (113.18-474.06)	1.31 (1.23-1.40)
Eritrea	387.17 (342.83-433.15)	424.42 (373.65-470.44)	0.30 (0.29-0.31)	4815.44 (4277.17-5363.61)	5346.09 (4733.62-5981.62)	0.34 (0.33-0.36)	162.80 (77.37-326.36)	181.97 (87.13-363.62)	0.37 (0.36-0.38)
Estonia	526.34 (465.97-586.94)	582.92 (509.57-651.05)	0.35 (0.33-0.37)	7234.71 (6372.16-8155.57)	8078.01 (7084.89-9172.98)	0.37 (0.34-0.40)	255.17 (122.08-509.70)	288.85 (137.70-578.21)	0.43 (0.39-0.46)
Eswatini	468.62 (414.64-521.03)	533.06 (470.10-591.84)	0.37 (0.32-0.42)	5923.74 (5253.77-6600.06)	6853.44 (6098.84-7609.43)	0.43 (0.38-0.47)	205.20 (97.27-414.23)	236.74 (114.31-476.35)	0.41 (0.36-0.47)
Ethiopia	416.45 (368.14-462.50)	497.67 (438.54-554.72)	0.66 (0.63-0.69)	5154.73 (4583.26-5784.53)	6355.21 (5595.77-7115.11)	0.78 (0.74-0.82)	174.24 (83.89-354.23)	221.13 (106.00-443.57)	0.90 (0.86-0.94)
Fiji	489.39 (434.75-547.82)	561.84 (494.76-627.97)	0.43 (0.39-0.46)	6324.64 (5621.26-7061.38)	7350.01 (6534.68-8144.31)	0.46 (0.42-0.50)	218.16 (103.81-436.67)	255.44 (124.01-518.35)	0.49 (0.45-0.53)
Finland	512.46 (456.36-570.22)	549.98 (493.38-610.30)	0.22 (0.20-0.24)	6653.50 (5991.12-7344.39)	7049.95 (6353.47-7847.64)	0.19 (0.17-0.21)	234.36 (113.87-474.56)	250.40 (120.14-504.88)	0.22 (0.20-0.23)
France	511.42 (453.51-571.99)	547.52 (485.99-604.87)	0.20 (0.17-0.23)	6642.77 (5964.33-7337.27)	7026.03 (6328.47-7763.58)	0.18 (0.15-0.21)	234.40 (112.98-472.93)	249.80 (120.05-501.61)	0.20 (0.17-0.23)
Gabon	449.43 (394.82-501.74)	521.52 (462.10-581.15)	0.47 (0.45-0.48)	5726.79 (5087.22-6371.20)	6715.95 (6006.05-7495.81)	0.49 (0.47-0.51)	196.73 (94.44-402.34)	233.49 (111.49-471.87)	0.53 (0.51-0.56)
Gambia	426.60 (376.61-478.64)	491.19 (432.75-544.29)	0.46 (0.45-0.47)	5354.08 (4758.28-5999.44)	6266.31 (5546.61-6941.78)	0.51 (0.50-0.53)	183.23 (88.19-367.49)	216.97 (104.66-440.43)	0.55 (0.54-0.57)
Georgia	446.26 (394.53-501.00)	479.34 (420.92-539.34)	0.20 (0.15-0.25)	6085.05 (5310.80-6875.33)	6585.18 (5732.69-7446.44)	0.21 (0.14-0.28)	214.36 (103.98-429.72)	231.67 (111.79-465.13)	0.21 (0.13-0.28)

Germany	519.99 (464.38-575.95)	553.67 (490.76-616.73)	0.20 (0.15-0.25)	6788.09 (6108.46-7478.47)	7101.48 (6375.14-7854.64)	0.21 (0.14-0.28)	240.34 (116.58-486.29)	252.42 (124.23-508.18)	0.21 (0.13-0.28)
Ghana	483.22 (426.33-536.33)	514.65 (452.38-573.11)	0.15 (0.13-0.17)	6293.92 (5570.49-7038.64)	6596.62 (5839.40-7323.09)	0.11 (0.09-0.13)	219.37 (104.44-442.96)	230.94 (110.66-463.47)	0.11 (0.09-0.13)
Greece	493.03 (440.17-550.49)	538.05 (478.80-598.85)	0.24 (0.16-0.33)	6273.43 (5658.99-6962.72)	6841.38 (6128.06-7558.30)	0.21 (0.09-0.32)	220.27 (106.68-442.47)	242.69 (117.51-488.87)	0.23 (0.10-0.35)
Greenland	421.38 (372.78-472.42)	471.16 (416.96-527.70)	0.52 (0.41-0.63)	5758.74 (5072.46-6443.67)	6311.89 (5577.44-7018.56)	0.60 (0.47-0.74)	199.70 (96.66-407.62)	221.68 (106.58-445.91)	0.70 (0.54-0.85)
Grenada	507.06 (448.94-563.76)	559.45 (496.57-623.76)	0.35 (0.33-0.37)	6439.74 (5694.45-7173.18)	7182.67 (6385.46-7940.49)	0.30 (0.28-0.32)	225.19 (108.01-454.13)	252.03 (120.04-508.96)	0.35 (0.32-0.38)
Guam	526.14 (459.96-585.54)	585.14 (516.21-653.49)	0.31 (0.28-0.33)	6899.48 (6103.13-7697.34)	7662.81 (6785.00-8492.58)	0.34 (0.31-0.38)	243.66 (117.19-490.61)	272.57 (130.83-543.30)	0.35 (0.31-0.39)
Guatemala	473.66 (418.41-526.38)	526.84 (464.90-587.70)	0.35 (0.32-0.37)	5948.62 (5272.25-6601.35)	6651.75 (5895.61-7375.18)	0.34 (0.32-0.37)	204.21 (97.43-411.01)	229.35 (110.64-468.92)	0.37 (0.34-0.40)
Guinea	407.52 (360.24-458.15)	441.35 (391.03-490.61)	0.34 (0.33-0.35)	5023.77 (4471.81-5601.18)	5472.85 (4862.60-6116.27)	0.35 (0.34-0.36)	170.35 (82.60-346.01)	187.16 (90.56-375.05)	0.37 (0.36-0.37)
Guinea-Bissau	415.91 (366.18-466.96)	449.91 (396.64-504.30)	0.23 (0.22-0.25)	5149.53 (4564.94-5748.58)	5632.25 (4996.83-6286.28)	0.25 (0.24-0.26)	174.40 (85.58-351.70)	192.95 (92.62-388.98)	0.28 (0.27-0.29)
Guyana	502.74 (444.60-559.47)	559.63 (492.67-621.86)	0.23 (0.22-0.24)	6351.55 (5626.34-7059.22)	7142.27 (6320.33-7924.32)	0.27 (0.25-0.28)	218.60 (105.30-444.74)	247.38 (118.93-502.57)	0.30 (0.29-0.31)
Haiti	442.36 (391.72-492.75)	482.72 (427.11-537.44)	0.35 (0.33-0.37)	5470.04 (4873.16-6126.75)	6017.15 (5337.40-6713.95)	0.38 (0.36-0.40)	185.89 (90.75-375.68)	205.56 (99.61-414.73)	0.41 (0.38-0.43)
Honduras	483.21 (423.44-537.00)	534.58 (472.02-594.80)	0.31 (0.30-0.32)	6085.80 (5355.05-6786.11)	6762.81 (5990.99-7500.81)	0.34 (0.33-0.35)	210.73 (101.67-419.56)	234.49 (113.62-471.52)	0.36 (0.35-0.37)
Hungary	500.34 (443.39-557.91)	534.71 (469.04-597.53)	0.33 (0.33-0.34)	6709.10 (5925.46-7503.83)	7214.44 (6368.95-8126.69)	0.35 (0.34-0.35)	233.81 (112.60-473.37)	255.43 (121.98-513.41)	0.36 (0.35-0.37)
Iceland	549.74 (490.87-609.42)	570.31 (509.81-631.84)	0.19 (0.17-0.22)	7152.25 (6408.10-7939.30)	7403.16 (6672.74-8204.43)	0.21 (0.17-0.24)	257.13 (125.65-529.60)	266.59 (129.22-534.84)	0.26 (0.23-0.30)
India	438.57 (389.25-485.34)	505.00 (445.85-559.19)	0.08 (0.03-0.13)	5507.82 (4893.00-6104.55)	6450.10 (5727.52-7137.44)	0.11 (0.06-0.15)	185.04 (89.55-374.84)	221.21 (106.34-446.55)	0.11 (0.05-0.16)
Indonesia	383.12 (337.78-426.13)	446.32 (393.96-496.65)	0.47 (0.45-0.50)	4870.66 (4310.22-5475.32)	5753.51 (5067.26-6426.03)	0.54 (0.51-0.57)	166.18 (79.41-335.23)	199.35 (95.36-399.40)	0.62 (0.59-0.64)
Iran (Islamic Republic of)	431.91 (381.86-478.32)	489.96 (433.93-541.89)	0.51 (0.49-0.53)	5447.47 (4832.39-6098.90)	6230.63 (5520.28-6928.61)	0.54 (0.52-0.56)	186.61 (89.16-376.72)	215.06 (102.51-433.50)	0.60 (0.57-0.62)
Iraq	448.04 (392.76-498.76)	482.17 (424.64-537.96)	0.42 (0.37-0.47)	5726.27 (5061.17-6360.22)	6212.41 (5512.95-6899.99)	0.45 (0.36-0.54)	196.15 (93.48-394.81)	211.66 (102.78-427.04)	0.48 (0.39-0.58)
Ireland	509.37 (451.56-566.39)	551.97 (492.92-614.47)	0.21 (0.19-0.23)	6567.15 (5836.02-7276.77)	7038.71 (6311.33-7817.10)	0.22 (0.20-0.25)	232.12 (111.79-469.46)	250.99 (121.51-505.28)	0.21 (0.18-0.23)
Israel	514.10 (457.68-573.02)	550.06 (491.20-613.26)	0.23 (0.22-0.25)	6608.75 (5921.60-7309.56)	7043.03 (6360.05-7771.73)	0.22 (0.20-0.24)	234.39 (111.80-470.27)	251.49 (119.76-507.17)	0.24 (0.22-0.27)
Italy	528.28 (469.83-586.66)	560.17 (498.16-622.36)	-0.19 (-0.37--0.02)	6763.99 (6076.33-7492.00)	7102.79 (6365.16-7858.68)	-0.25 (-0.44--0.05)	238.92 (115.29-479.42)	253.76 (122.37-511.53)	-0.30 (-0.53--0.08)
Jamaica	512.63 (452.87-570.60)	560.85 (496.04-622.78)	0.24 (0.19-0.30)	6489.84 (5736.57-7193.44)	7129.51 (6347.43-7865.33)	0.24 (0.17-0.30)	228.40 (108.85-461.42)	251.52 (120.26-507.66)	0.29 (0.22-0.37)
Japan	633.39 (560.47-699.89)	671.40 (594.22-740.18)	0.31 (0.29-0.33)	7955.13 (7071.66-8796.20)	8442.68 (7514.97-9306.51)	0.32 (0.29-0.34)	287.04 (137.89-578.09)	309.47 (147.61-625.16)	0.33 (0.30-0.36)
Jordan	453.18 (403.15-504.64)	512.39 (455.00-567.56)	0.40 (0.22-0.57)	5845.34 (5186.40-6512.19)	6661.01 (5930.75-7365.31)	0.45 (0.23-0.67)	201.61 (97.21-405.82)	230.62 (110.63-463.10)	0.56 (0.29-0.83)

Kazakhstan	468.31 (412.41-523.97)	545.27 (477.21-610.87)	0.41 (0.38-0.44)	6534.70 (5661.37-7420.15)	7753.16 (6780.81-8862.72)	0.43 (0.40-0.46)	229.68 (110.43-463.58)	275.74 (132.53-557.97)	0.45 (0.42-0.48)
Kenya	447.59 (396.00-495.11)	516.33 (457.17-572.70)	0.52 (0.49-0.55)	5591.60 (4952.58-6240.34)	6578.32 (5819.56-7327.82)	0.59 (0.55-0.63)	192.09 (92.36-388.17)	229.67 (109.42-462.80)	0.64 (0.59-0.68)
Kiribati	499.13 (440.05-557.54)	542.96 (480.76-604.78)	0.48 (0.45-0.51)	6504.82 (5779.53-7252.47)	7072.38 (6288.68-7879.49)	0.54 (0.51-0.57)	223.76 (107.40-446.50)	245.16 (117.39-491.33)	0.61 (0.57-0.65)
Kuwait	472.49 (421.41-526.80)	530.97 (470.38-590.98)	0.22 (0.17-0.26)	6195.32 (5519.63-6877.85)	6867.24 (6095.67-7617.16)	0.20 (0.15-0.25)	215.93 (102.79-440.53)	238.38 (113.72-478.00)	0.22 (0.17-0.28)
Kyrgyzstan	441.31 (385.52-493.85)	490.97 (425.08-552.09)	0.43 (0.41-0.45)	6139.58 (5334.58-7001.17)	6870.46 (5921.52-7865.82)	0.40 (0.38-0.42)	215.42 (103.79-431.66)	243.57 (116.39-488.63)	0.39 (0.37-0.41)
Lao People's Democratic Republic	353.39 (312.05-393.84)	402.53 (353.19-448.15)	0.41 (0.35-0.47)	4473.64 (3984.69-5028.53)	5173.35 (4569.48-5731.86)	0.46 (0.38-0.54)	151.59 (72.58-306.98)	177.54 (84.62-358.28)	0.51 (0.42-0.59)
Latvia	518.03 (458.86-574.95)	574.13 (507.90-640.01)	0.46 (0.44-0.49)	7047.79 (6232.73-7902.98)	7920.03 (6968.25-8955.27)	0.51 (0.47-0.54)	247.55 (117.55-502.41)	282.11 (134.93-576.79)	0.56 (0.52-0.59)
Lebanon	435.82 (386.32-485.68)	508.74 (448.00-564.39)	0.37 (0.35-0.40)	5584.99 (4968.90-6252.87)	6601.22 (5883.40-7300.53)	0.42 (0.39-0.45)	191.32 (91.40-385.43)	227.15 (109.45-453.89)	0.49 (0.45-0.53)
Lesotho	433.46 (383.82-484.21)	504.29 (447.08-559.17)	0.50 (0.46-0.53)	5446.96 (4831.75-6051.35)	6488.47 (5745.11-7198.35)	0.54 (0.51-0.57)	187.32 (90.63-373.79)	222.40 (106.73-451.47)	0.56 (0.53-0.59)
Liberia	432.33 (384.14-485.35)	483.81 (427.55-539.80)	0.53 (0.51-0.55)	5391.26 (4783.97-6010.30)	6111.05 (5430.77-6772.88)	0.62 (0.59-0.65)	181.45 (87.44-362.61)	208.11 (100.37-423.06)	0.61 (0.58-0.65)
Libya	453.84 (400.43-504.46)	503.98 (443.81-558.83)	0.45 (0.41-0.49)	5860.10 (5206.23-6521.70)	6530.77 (5787.05-7228.17)	0.50 (0.45-0.55)	202.92 (96.32-412.74)	225.21 (107.82-453.27)	0.56 (0.50-0.61)
Lithuania	511.24 (452.64-572.02)	568.44 (499.89-637.71)	0.35 (0.32-0.38)	6922.38 (6106.09-7812.01)	7829.53 (6905.47-8826.83)	0.36 (0.32-0.39)	243.17 (116.35-491.92)	278.30 (132.64-574.62)	0.34 (0.31-0.38)
Luxembourg	517.72 (462.11-579.82)	549.70 (491.73-611.82)	0.40 (0.37-0.42)	6740.38 (6069.67-7446.97)	7055.12 (6350.95-7786.37)	0.46 (0.43-0.50)	238.81 (115.50-483.36)	251.93 (122.45-509.09)	0.51 (0.48-0.55)
Madagascar	387.82 (341.63-435.90)	408.20 (360.87-454.33)	0.17 (0.15-0.18)	4777.37 (4264.66-5337.38)	5050.98 (4487.25-5638.64)	0.14 (0.12-0.15)	161.83 (78.28-325.10)	172.41 (82.83-346.84)	0.16 (0.14-0.18)
Malawi	401.64 (356.05-448.51)	441.17 (389.27-493.50)	0.18 (0.17-0.19)	4979.87 (4428.52-5585.09)	5536.18 (4902.49-6192.45)	0.19 (0.18-0.21)	168.71 (81.54-339.58)	189.73 (91.76-382.09)	0.23 (0.21-0.24)
Malaysia	411.58 (363.02-457.65)	473.66 (417.83-527.02)	0.34 (0.33-0.35)	5386.56 (4753.29-5990.01)	6267.07 (5520.08-6965.71)	0.38 (0.36-0.39)	185.03 (87.55-370.73)	217.70 (103.87-443.51)	0.44 (0.42-0.46)
Maldives	394.84 (347.18-439.80)	456.17 (400.23-506.73)	0.47 (0.46-0.49)	5162.56 (4558.25-5779.79)	6113.49 (5332.08-6842.20)	0.49 (0.47-0.52)	177.55 (84.70-359.45)	213.79 (101.95-429.88)	0.54 (0.52-0.56)
Mali	404.78 (356.37-453.36)	445.03 (394.43-496.85)	0.49 (0.46-0.53)	5003.74 (4436.31-5625.95)	5557.47 (4934.97-6183.51)	0.55 (0.53-0.58)	168.89 (80.93-338.21)	189.59 (91.88-381.30)	0.61 (0.58-0.65)
Malta	514.89 (455.64-572.87)	551.31 (491.66-613.98)	0.31 (0.30-0.31)	6659.62 (5938.22-7376.78)	7071.75 (6385.67-7831.83)	0.34 (0.34-0.35)	236.77 (115.32-472.40)	252.86 (122.60-508.25)	0.39 (0.38-0.39)
Marshall Islands	483.80 (425.40-539.62)	540.81 (474.60-600.25)	0.18 (0.15-0.21)	6338.84 (5581.77-7083.13)	7072.47 (6217.97-7882.15)	0.17 (0.14-0.20)	219.31 (104.67-440.29)	244.86 (116.04-495.27)	0.19 (0.15-0.23)
Mauritania	442.99 (390.85-495.64)	500.54 (441.28-558.33)	0.33 (0.31-0.36)	5543.30 (4943.52-6184.44)	6313.63 (5564.19-6966.39)	0.32 (0.29-0.35)	190.19 (92.23-388.04)	220.12 (105.28-443.81)	0.32 (0.29-0.35)
Mauritius	426.21 (374.78-474.79)	483.28 (426.38-540.07)	0.37 (0.35-0.38)	5628.46 (4946.82-6267.53)	6427.34 (5638.19-7185.67)	0.39 (0.37-0.41)	193.69 (92.30-391.76)	222.26 (106.14-445.17)	0.45 (0.43-0.46)
Mexico	549.16 (485.53-609.06)	617.03 (544.47-681.41)	0.43 (0.42-0.44)	6890.62 (6125.73-7623.91)	7826.53 (6918.85-8646.82)	0.44 (0.43-0.46)	239.45 (114.45-484.81)	277.12 (132.54-558.87)	0.46 (0.45-0.48)
Micronesia (Federated States of)	489.52 (430.63-543.96)	550.86 (485.32-611.78)	0.41 (0.39-0.43)	6346.09 (5630.55-7059.52)	7191.63 (6345.37-7963.08)	0.46 (0.43-0.49)	219.37 (104.24-438.86)	250.51 (119.72-500.88)	0.52 (0.49-0.55)

Monaco	536.83 (480.55-597.82)	566.68 (505.30-629.25)	0.35 (0.30-0.41)	6940.07 (6234.74-7689.48)	7238.13 (6514.11-7963.94)	0.38 (0.32-0.43)	248.76 (118.94-503.98)	259.79 (124.70-520.48)	0.40 (0.34-0.45)
Mongolia	421.97 (371.58-472.44)	517.10 (448.90-583.24)	0.15 (0.14-0.16)	5744.98 (5009.96-6500.22)	7361.05 (6383.13-8508.66)	0.13 (0.12-0.14)	200.49 (96.11-401.54)	260.86 (124.73-529.12)	0.14 (0.12-0.15)
Montenegro	490.10 (430.27-544.71)	520.39 (455.72-581.45)	0.69 (0.65-0.73)	6534.03 (5736.13-7303.23)	6982.04 (6128.84-7825.05)	0.87 (0.82-0.92)	230.26 (110.50-464.37)	246.54 (117.94-504.22)	0.93 (0.88-0.98)
Morocco	430.06 (380.30-478.99)	473.51 (419.47-527.28)	0.24 (0.23-0.26)	5503.53 (4899.07-6127.99)	6061.39 (5386.56-6727.52)	0.26 (0.25-0.28)	189.02 (90.88-386.39)	207.00 (99.31-422.84)	0.28 (0.26-0.30)
Mozambique	393.94 (348.00-439.98)	432.72 (382.52-481.34)	0.28 (0.25-0.31)	4868.36 (4318.74-5423.74)	5413.36 (4778.29-6077.61)	0.27 (0.23-0.31)	163.40 (78.32-330.18)	183.15 (87.86-370.97)	0.25 (0.20-0.29)
Myanmar	358.73 (318.00-397.31)	423.47 (373.22-470.01)	0.32 (0.30-0.33)	4569.29 (4058.26-5124.49)	5509.96 (4883.59-6154.18)	0.36 (0.34-0.37)	154.51 (74.29-312.45)	189.01 (90.46-376.10)	0.40 (0.38-0.42)
Namibia	435.73 (384.48-486.90)	491.31 (434.64-546.38)	0.61 (0.58-0.64)	5491.05 (4865.00-6137.22)	6282.58 (5591.32-6986.71)	0.68 (0.64-0.71)	189.21 (92.31-383.13)	217.66 (104.04-438.91)	0.74 (0.70-0.78)
Nauru	498.59 (439.16-555.24)	565.58 (496.77-627.82)	0.35 (0.33-0.38)	6469.66 (5732.81-7183.72)	7401.39 (6526.73-8232.71)	0.40 (0.37-0.43)	224.67 (106.75-447.42)	257.73 (123.00-512.70)	0.42 (0.39-0.45)
Nepal	387.57 (345.59-431.61)	446.59 (398.83-496.31)	0.38 (0.36-0.40)	4848.20 (4313.74-5394.94)	5637.45 (5020.51-6276.11)	0.41 (0.38-0.43)	161.56 (78.73-329.46)	190.42 (92.16-385.86)	0.42 (0.39-0.45)
Netherlands	536.48 (482.43-594.24)	562.31 (499.26-625.49)	0.48 (0.45-0.51)	7007.11 (6413.98-7691.19)	7179.66 (6487.57-7948.13)	0.51 (0.48-0.53)	250.65 (121.91-504.45)	256.35 (123.40-520.44)	0.55 (0.52-0.58)
New Zealand	563.05 (500.62-625.21)	622.04 (553.44-687.72)	0.06 (-0.01-0.14)	7201.53 (6453.83-7965.55)	7851.94 (7027.87-8662.21)	-0.01 (-0.09-0.08)	254.13 (122.95-512.36)	281.65 (134.65-568.23)	-0.03 (-0.12-0.07)
Nicaragua	480.78 (422.73-533.68)	542.53 (479.59-605.28)	0.31 (0.29-0.33)	6028.68 (5350.19-6702.72)	6877.36 (6091.92-7616.93)	0.28 (0.26-0.30)	207.89 (100.06-419.25)	238.86 (116.01-483.03)	0.33 (0.30-0.35)
Niger	399.91 (353.17-443.53)	423.84 (375.53-472.84)	0.40 (0.37-0.42)	4942.51 (4402.73-5542.87)	5232.06 (4650.16-5890.50)	0.43 (0.41-0.45)	167.32 (81.73-336.66)	178.35 (86.39-355.00)	0.45 (0.43-0.48)
Nigeria	450.16 (398.00-500.71)	498.72 (440.84-553.16)	0.18 (0.18-0.19)	5626.71 (4985.17-6276.04)	6255.95 (5535.47-6973.39)	0.18 (0.18-0.19)	192.41 (92.65-388.43)	217.13 (104.48-439.38)	0.21 (0.21-0.22)
Niue	520.49 (460.94-581.93)	584.10 (517.25-647.85)	0.35 (0.31-0.40)	6805.20 (6053.21-7651.00)	7654.17 (6773.95-8485.39)	0.37 (0.33-0.42)	237.44 (113.56-477.26)	268.12 (129.45-536.33)	0.43 (0.39-0.48)
North Macedonia	453.81 (402.11-505.54)	496.39 (437.42-552.48)	0.36 (0.33-0.40)	5939.21 (5255.63-6635.68)	6595.38 (5821.31-7362.79)	0.37 (0.33-0.41)	206.54 (98.87-419.99)	230.94 (111.13-468.16)	0.39 (0.35-0.43)
Northern Mariana Islands	525.90 (465.45-584.25)	571.41 (503.61-639.83)	0.33 (0.32-0.35)	6928.34 (6124.78-7717.16)	7473.14 (6649.55-8256.84)	0.39 (0.37-0.41)	244.05 (117.02-494.33)	263.59 (124.96-531.34)	0.43 (0.40-0.45)
Norway	527.78 (468.90-586.59)	566.43 (504.41-629.34)	0.21 (0.16-0.26)	6810.29 (6081.69-7529.30)	7194.44 (6445.14-7978.71)	0.19 (0.14-0.24)	241.23 (116.18-483.89)	257.93 (124.39-518.57)	0.19 (0.14-0.24)
Oman	423.69 (377.23-472.04)	501.17 (444.48-559.73)	0.28 (0.19-0.37)	5553.44 (4912.60-6176.06)	6610.79 (5877.94-7322.45)	0.26 (0.15-0.37)	190.09 (91.78-387.39)	229.48 (109.88-462.56)	0.32 (0.19-0.45)
Pakistan	394.09 (346.61-441.36)	457.98 (402.52-509.95)	0.57 (0.54-0.60)	4966.42 (4389.77-5580.03)	5854.83 (5137.27-6550.19)	0.58 (0.56-0.60)	168.48 (79.89-341.15)	200.60 (95.98-403.02)	0.63 (0.61-0.66)
Palau	523.52 (461.21-583.20)	577.27 (510.57-644.04)	0.52 (0.50-0.54)	6836.86 (6071.43-7611.03)	7584.40 (6727.15-8413.92)	0.56 (0.54-0.58)	238.52 (113.71-486.33)	264.80 (126.34-530.31)	0.59 (0.58-0.61)
Palestine	431.54 (383.21-482.87)	482.51 (423.88-538.85)	0.29 (0.25-0.32)	5473.46 (4856.53-6145.15)	6252.59 (5540.47-6945.76)	0.30 (0.26-0.34)	187.46 (90.89-375.80)	214.84 (102.84-438.13)	0.30 (0.25-0.34)
Panama	489.36 (432.95-543.53)	557.46 (495.29-619.08)	0.33 (0.31-0.36)	6212.11 (5507.84-6917.34)	7127.00 (6334.22-7844.65)	0.40 (0.38-0.43)	216.38 (103.08-435.86)	250.60 (120.45-502.55)	0.42 (0.40-0.44)
Papua New Guinea	418.16 (367.93-466.12)	458.49 (402.59-512.05)	0.40 (0.39-0.41)	5273.87 (4678.32-5859.78)	5806.13 (5140.09-6474.72)	0.42 (0.41-0.43)	178.21 (85.94-357.89)	197.86 (96.02-398.60)	0.45 (0.43-0.46)

Paraguay	523.21 (462.64-581.96)	552.50 (490.16-612.86)	0.27 (0.26-0.28)	6693.27 (5932.58-7381.73)	7045.67 (6223.98-7826.86)	0.28 (0.26-0.29)	234.44 (112.25-472.60)	246.42 (116.75-501.02)	0.31 (0.29-0.32)
Peru	520.82 (462.16-579.79)	578.82 (509.40-641.16)	0.18 (0.14-0.22)	6641.17 (5895.34-7382.66)	7387.15 (6546.68-8191.56)	0.16 (0.11-0.21)	233.73 (112.96-473.00)	262.45 (125.87-531.72)	0.16 (0.10-0.22)
Philippines	379.14 (333.45-423.79)	436.09 (382.63-485.96)	0.34 (0.32-0.36)	4937.21 (4334.29-5512.24)	5704.12 (4994.45-6360.81)	0.33 (0.31-0.36)	168.30 (79.99-338.38)	197.17 (93.94-396.21)	0.36 (0.33-0.39)
Poland	485.83 (428.33-540.86)	545.91 (480.16-607.04)	0.42 (0.39-0.46)	6352.60 (5622.61-7107.47)	7209.37 (6359.02-8062.52)	0.42 (0.38-0.45)	220.78 (106.13-445.93)	255.44 (122.70-514.99)	0.46 (0.42-0.50)
Portugal	499.38 (446.73-554.39)	545.22 (488.28-604.98)	0.40 (0.38-0.41)	6419.41 (5732.16-7112.09)	6967.51 (6290.48-7707.56)	0.43 (0.41-0.46)	225.43 (109.11-455.69)	247.29 (118.83-498.32)	0.51 (0.48-0.54)
Puerto Rico	579.84 (514.61-646.56)	625.47 (556.85-693.46)	0.35 (0.27-0.43)	7421.24 (6620.21-8213.12)	8021.69 (7104.50-8862.45)	0.39 (0.28-0.50)	263.80 (126.22-528.30)	285.66 (136.91-575.20)	0.46 (0.33-0.58)
Qatar	471.63 (416.68-524.49)	518.18 (460.61-577.47)	0.27 (0.25-0.29)	6220.40 (5474.07-6930.89)	6835.35 (6109.62-7568.07)	0.28 (0.26-0.30)	215.51 (103.38-433.91)	236.31 (114.23-472.87)	0.29 (0.27-0.31)
Republic of Korea	665.91 (592.27-739.15)	701.23 (625.36-776.78)	0.25 (0.23-0.28)	8639.54 (7715.08-9501.27)	8997.39 (8082.99-9897.80)	0.27 (0.24-0.29)	310.35 (149.89-629.38)	327.14 (157.44-662.81)	0.26 (0.24-0.28)
Republic of Moldova	466.87 (413.24-517.77)	527.51 (467.44-589.45)	0.26 (0.15-0.37)	6181.68 (5461.83-6881.08)	7085.48 (6248.88-7948.01)	0.23 (0.12-0.34)	215.04 (102.74-436.54)	250.31 (119.74-501.88)	0.28 (0.15-0.40)
Romania	451.25 (400.32-499.77)	492.13 (434.73-545.08)	0.50 (0.43-0.56)	5917.37 (5251.77-6600.81)	6494.95 (5751.53-7224.19)	0.56 (0.48-0.64)	205.84 (98.80-413.85)	229.11 (108.11-463.15)	0.62 (0.54-0.71)
Russian Federation	567.41 (498.64-635.22)	595.22 (523.11-664.62)	0.32 (0.31-0.34)	7889.89 (6889.74-8937.70)	8051.32 (7065.94-9048.10)	0.35 (0.33-0.37)	278.77 (132.59-565.82)	286.24 (137.07-579.34)	0.41 (0.38-0.43)
Rwanda	393.20 (349.16-439.83)	426.56 (375.22-474.36)	0.27 (0.23-0.30)	4847.03 (4312.01-5421.17)	5300.37 (4691.85-5937.64)	0.23 (0.18-0.29)	164.19 (78.80-330.13)	181.00 (87.52-364.52)	0.28 (0.21-0.34)
Saint Kitts and Nevis	542.16 (477.32-601.08)	588.16 (521.19-651.58)	0.29 (0.27-0.31)	6945.60 (6130.20-7686.98)	7571.27 (6700.23-8384.82)	0.32 (0.30-0.34)	244.01 (116.79-490.25)	267.40 (127.24-537.19)	0.36 (0.33-0.39)
Saint Lucia	507.97 (448.15-566.44)	567.98 (502.87-628.95)	0.26 (0.25-0.28)	6415.95 (5699.45-7143.84)	7248.65 (6444.19-8008.88)	0.28 (0.26-0.29)	222.62 (107.61-452.77)	254.17 (122.58-513.27)	0.30 (0.28-0.31)
Saint Vincent and the Grenadines	504.61 (449.56-563.01)	558.35 (492.89-624.11)	0.33 (0.30-0.37)	6397.95 (5679.70-7065.58)	7102.72 (6286.60-7848.03)	0.36 (0.32-0.40)	223.20 (106.16-449.77)	248.54 (120.13-511.44)	0.39 (0.35-0.44)
Samoa	501.83 (442.89-558.99)	554.50 (488.20-621.23)	0.35 (0.34-0.37)	6490.46 (5805.31-7196.06)	7229.28 (6387.21-8051.03)	0.36 (0.34-0.38)	224.83 (107.81-446.44)	252.00 (121.02-504.65)	0.37 (0.35-0.39)
San Marino	524.79 (466.35-586.08)	561.86 (499.88-630.44)	0.32 (0.30-0.33)	6783.34 (6108.04-7523.27)	7145.91 (6446.11-7953.04)	0.35 (0.34-0.36)	241.43 (118.01-484.73)	255.32 (123.31-515.39)	0.37 (0.36-0.39)
Sao Tome and Principe	449.75 (398.28-501.90)	524.21 (462.18-582.24)	0.20 (0.18-0.21)	5685.90 (5023.11-6379.01)	6782.54 (5994.58-7537.66)	0.16 (0.14-0.18)	196.47 (94.67-403.55)	238.24 (114.64-481.44)	0.17 (0.15-0.19)
Saudi Arabia	438.33 (387.05-487.74)	519.02 (457.66-575.01)	0.51 (0.49-0.53)	5667.97 (5009.98-6297.62)	6748.90 (5982.75-7462.24)	0.60 (0.57-0.63)	193.15 (93.26-388.67)	232.61 (112.24-467.66)	0.66 (0.63-0.69)
Senegal	433.81 (381.84-484.04)	475.47 (416.82-528.94)	0.34 (0.26-0.43)	5413.82 (4796.04-6047.40)	6000.67 (5295.74-6683.86)	0.26 (0.14-0.39)	184.61 (88.68-373.17)	206.53 (98.57-415.10)	0.27 (0.14-0.41)
Serbia	454.10 (402.28-504.77)	501.27 (442.69-560.42)	0.26 (0.25-0.28)	5940.02 (5240.90-6624.06)	6639.37 (5843.91-7416.34)	0.29 (0.28-0.31)	207.20 (98.31-417.56)	233.45 (111.10-471.88)	0.32 (0.31-0.34)
Seychelles	425.83 (375.95-474.19)	484.27 (424.30-538.98)	0.37 (0.36-0.39)	5597.53 (4954.42-6239.91)	6468.72 (5702.10-7176.25)	0.42 (0.40-0.44)	194.22 (92.43-387.60)	224.69 (107.34-452.80)	0.46 (0.43-0.48)
Sierra Leone	410.11 (361.85-459.47)	456.66 (405.02-507.81)	0.41 (0.38-0.45)	5080.13 (4526.96-5700.05)	5743.70 (5103.84-6394.00)	0.45 (0.41-0.49)	171.91 (83.49-344.78)	197.17 (94.57-398.34)	0.46 (0.41-0.50)
Singapore	662.46 (583.53-735.49)	685.67 (606.53-760.52)	0.34 (0.32-0.37)	8553.41 (7625.49-9400.16)	8795.59 (7834.77-9662.12)	0.39 (0.36-0.42)	312.25 (148.94-621.24)	323.81 (156.07-648.84)	0.45 (0.41-0.48)

Slovakia	493.73 (434.26-553.74)	530.37 (465.34-589.97)	0.07 (0.06-0.09)	6633.92 (5808.75-7454.60)	7172.31 (6328.32-8022.93)	0.08 (0.07-0.09)	231.89 (109.63-471.96)	253.76 (121.46-514.80)	0.11 (0.10-0.13)
Slovenia	491.11 (431.90-546.56)	525.36 (463.12-586.40)	0.22 (0.20-0.24)	6626.19 (5823.73-7430.59)	7066.98 (6214.38-7901.68)	0.24 (0.21-0.26)	231.24 (109.64-465.72)	249.66 (119.93-506.22)	0.28 (0.25-0.30)
Solomon Islands	444.64 (392.62-495.53)	506.17 (444.44-563.70)	0.22 (0.20-0.25)	5668.76 (5030.93-6322.85)	6521.52 (5770.18-7279.33)	0.20 (0.18-0.23)	194.58 (93.43-392.85)	225.65 (107.13-452.46)	0.24 (0.21-0.27)
Somalia	397.57 (350.12-443.01)	413.53 (365.08-463.06)	0.40 (0.37-0.43)	4936.42 (4380.82-5554.07)	5154.48 (4571.28-5746.80)	0.43 (0.40-0.46)	167.54 (80.77-340.99)	175.08 (84.25-352.26)	0.45 (0.42-0.48)
South Africa	538.52 (477.00-598.27)	579.68 (513.41-643.73)	0.16 (0.15-0.17)	6897.67 (6089.39-7678.13)	7437.78 (6576.71-8268.63)	0.17 (0.16-0.19)	241.82 (116.11-486.72)	259.73 (125.61-521.32)	0.19 (0.17-0.20)
South Sudan	391.68 (345.93-437.05)	419.30 (370.66-468.51)	0.26 (0.25-0.27)	4833.03 (4315.14-5389.30)	5173.45 (4585.44-5772.62)	0.28 (0.26-0.29)	161.50 (78.48-322.42)	173.75 (83.86-349.85)	0.27 (0.25-0.29)
Spain	509.74 (452.16-570.09)	550.53 (490.54-613.91)	0.24 (0.23-0.25)	6585.06 (5902.27-7293.35)	7067.43 (6346.65-7834.40)	0.25 (0.23-0.26)	233.09 (112.14-466.70)	252.41 (121.52-509.81)	0.27 (0.26-0.29)
Sri Lanka	380.91 (336.17-423.87)	438.19 (385.54-486.66)	0.23 (0.20-0.26)	4907.64 (4340.57-5473.98)	5737.33 (5047.68-6405.69)	0.25 (0.22-0.29)	167.17 (79.94-337.48)	196.48 (93.15-395.00)	0.27 (0.23-0.31)
Sudan	374.78 (330.89-417.35)	451.05 (400.85-502.02)	0.48 (0.46-0.49)	4649.53 (4118.90-5216.84)	5699.10 (5039.27-6361.30)	0.52 (0.51-0.53)	156.88 (75.28-315.18)	195.16 (93.83-392.69)	0.54 (0.52-0.56)
Suriname	539.08 (474.72-599.35)	583.07 (515.65-644.18)	0.62 (0.58-0.67)	6909.37 (6124.45-7648.52)	7492.59 (6632.25-8310.76)	0.69 (0.64-0.74)	243.78 (115.72-497.39)	263.42 (126.60-526.28)	0.74 (0.69-0.80)
Sweden	448.03 (393.92-504.34)	490.50 (429.31-550.45)	0.28 (0.27-0.29)	5721.62 (5030.11-6419.35)	6206.46 (5449.73-6981.99)	0.29 (0.28-0.30)	201.04 (94.46-412.76)	219.94 (103.56-446.30)	0.29 (0.27-0.30)
Switzerland	512.78 (455.29-571.81)	536.25 (478.09-595.83)	0.38 (0.20-0.56)	6659.33 (5952.03-7400.47)	6869.39 (6203.94-7594.36)	0.40 (0.19-0.61)	234.87 (113.98-474.03)	243.32 (117.04-483.61)	0.44 (0.21-0.68)
Syrian Arab Republic	421.30 (376.92-467.98)	482.73 (425.82-541.86)	0.13 (0.12-0.13)	5315.64 (4725.16-5952.02)	6178.65 (5461.63-6883.36)	0.10 (0.10-0.10)	181.91 (87.43-364.87)	212.96 (102.28-423.55)	0.12 (0.11-0.12)
Taiwan (Province of China)	519.32 (456.78-584.18)	594.32 (526.06-663.52)	0.46 (0.44-0.47)	6717.37 (5931.78-7456.00)	7761.15 (6899.98-8652.98)	0.52 (0.50-0.54)	234.43 (112.04-470.13)	273.91 (129.60-554.09)	0.55 (0.52-0.57)
Tajikistan	398.52 (351.00-447.99)	437.73 (382.62-489.19)	0.50 (0.47-0.52)	5395.27 (4710.30-6124.38)	5919.48 (5131.91-6713.73)	0.52 (0.50-0.54)	188.20 (90.38-379.32)	207.38 (99.15-415.74)	0.56 (0.53-0.58)
Thailand	383.46 (337.94-423.76)	462.73 (408.91-515.69)	0.34 (0.29-0.40)	4903.26 (4351.89-5480.03)	5999.99 (5325.54-6676.29)	0.34 (0.27-0.41)	166.64 (81.37-337.43)	207.81 (100.02-418.95)	0.36 (0.29-0.43)
Timor-Leste	348.39 (306.28-389.21)	400.38 (352.99-446.00)	0.65 (0.63-0.66)	4416.96 (3920.11-4966.90)	5191.62 (4582.52-5781.30)	0.69 (0.68-0.70)	148.80 (71.51-300.75)	176.95 (84.18-358.22)	0.76 (0.74-0.77)
Togo	421.50 (372.31-469.40)	469.20 (415.21-524.26)	0.52 (0.49-0.55)	5239.90 (4654.07-5851.10)	5942.02 (5283.59-6623.74)	0.61 (0.57-0.65)	178.46 (85.94-356.45)	205.46 (97.97-413.44)	0.67 (0.62-0.72)
Tokelau	485.33 (427.99-541.92)	561.14 (496.02-621.88)	0.33 (0.31-0.35)	6244.09 (5532.85-6958.76)	7321.90 (6519.88-8126.66)	0.39 (0.37-0.41)	215.95 (104.32-435.22)	255.45 (122.74-515.18)	0.44 (0.42-0.47)
Tonga	493.71 (435.22-550.03)	548.75 (483.06-609.57)	0.48 (0.45-0.51)	6346.13 (5623.63-7059.81)	7098.51 (6312.37-7929.74)	0.52 (0.49-0.56)	220.27 (105.41-444.73)	247.51 (119.11-497.80)	0.56 (0.53-0.60)
Trinidad and Tobago	542.83 (477.85-606.65)	584.43 (517.34-650.64)	0.28 (0.23-0.33)	6946.98 (6166.35-7707.36)	7493.92 (6678.70-8293.18)	0.29 (0.24-0.35)	243.98 (116.21-492.29)	263.61 (127.05-542.33)	0.31 (0.25-0.37)
Tunisia	429.98 (379.47-481.71)	492.79 (438.30-545.86)	0.28 (0.26-0.30)	5476.94 (4853.16-6104.75)	6374.66 (5640.98-7079.66)	0.29 (0.27-0.31)	188.28 (89.50-382.15)	219.92 (106.32-446.51)	0.30 (0.27-0.32)
Turkmenistan	431.32 (381.15-485.90)	504.12 (440.58-569.61)	0.45 (0.44-0.46)	5900.62 (5140.52-6667.35)	7040.77 (6084.80-8034.71)	0.50 (0.49-0.51)	207.07 (99.30-418.51)	250.85 (118.85-501.52)	0.52 (0.50-0.54)
Tuvalu	483.16 (425.55-536.43)	547.04 (481.10-611.49)	0.56 (0.52-0.60)	6213.43 (5507.54-6931.80)	7164.29 (6313.54-8004.47)	0.63 (0.57-0.69)	215.00 (102.66-438.95)	250.57 (118.95-512.59)	0.69 (0.62-0.76)

Türkiye	432.28 (383.55-478.70)	504.54 (447.64-564.47)	0.37 (0.33-0.41)	5451.00 (4840.24-6098.01)	6494.84 (5774.23-7194.61)	0.43 (0.39-0.47)	186.92 (89.85-377.73)	225.44 (108.35-455.74)	0.48 (0.44-0.52)
Uganda	393.38 (345.16-440.69)	432.88 (383.31-481.65)	0.51 (0.44-0.57)	4869.53 (4324.75-5462.94)	5411.13 (4799.77-6007.11)	0.57 (0.49-0.65)	164.44 (79.49-331.17)	185.04 (89.61-375.17)	0.61 (0.51-0.71)
Ukraine	523.44 (460.03-582.69)	563.85 (495.98-629.08)	0.32 (0.31-0.32)	6932.92 (6103.05-7792.59)	7552.96 (6637.19-8518.02)	0.35 (0.34-0.35)	243.21 (118.00-492.05)	267.24 (127.59-536.33)	0.40 (0.39-0.41)
United Arab Emirates	442.64 (390.98-493.56)	492.29 (435.28-547.19)	0.27 (0.25-0.29)	5833.58 (5145.39-6506.84)	6385.07 (5686.29-7057.91)	0.30 (0.28-0.33)	200.85 (95.71-407.28)	220.60 (104.60-444.37)	0.35 (0.33-0.38)
United Kingdom	553.89 (494.51-614.65)	599.09 (535.27-664.80)	0.36 (0.34-0.38)	7062.83 (6351.53-7819.47)	7557.53 (6798.39-8354.38)	0.30 (0.27-0.33)	251.97 (121.31-505.51)	271.03 (130.90-542.66)	0.32 (0.28-0.35)
United Republic of Tanzania	425.28 (376.47-472.64)	453.74 (402.88-504.99)	0.15 (0.03-0.26)	5346.65 (4755.87-5958.26)	5701.50 (5083.81-6350.48)	0.11 (-0.02-0.24)	182.42 (87.39-365.72)	196.17 (93.77-396.95)	0.11 (-0.04-0.26)
United States of America	626.75 (554.47-694.08)	668.49 (591.69-739.57)	0.13 (0.09-0.16)	8228.07 (7415.47-9087.48)	8686.57 (7789.66-9568.34)	0.10 (0.05-0.14)	295.34 (141.51-594.21)	310.78 (149.65-627.25)	0.12 (0.07-0.17)
United States Virgin Islands	569.16 (503.11-631.10)	612.16 (539.67-680.71)	0.06 (-0.08-0.21)	7283.17 (6447.04-8083.47)	7850.62 (6982.97-8658.84)	0.09 (-0.05-0.24)	258.46 (124.49-520.07)	278.10 (133.64-553.80)	0.07 (-0.09-0.23)
Uruguay	540.15 (478.19-600.17)	595.28 (530.77-661.96)	0.24 (0.22-0.27)	6998.28 (6221.71-7747.47)	7656.56 (6885.19-8513.04)	0.25 (0.22-0.27)	248.30 (118.53-493.38)	272.99 (131.65-540.80)	0.24 (0.21-0.27)
Uzbekistan	435.64 (382.79-491.51)	498.85 (434.94-559.33)	0.29 (0.27-0.31)	6016.32 (5236.04-6831.58)	6911.10 (5988.98-7871.82)	0.29 (0.27-0.31)	211.06 (102.14-426.42)	244.62 (116.89-490.38)	0.31 (0.29-0.33)
Vanuatu	429.49 (376.82-474.39)	479.58 (425.49-537.88)	0.43 (0.40-0.47)	5420.28 (4798.65-6034.68)	6093.09 (5397.97-6783.92)	0.43 (0.38-0.48)	184.98 (89.11-372.82)	209.10 (101.13-422.71)	0.46 (0.41-0.51)
Venezuela (Bolivarian Republic of)	525.72 (464.16-586.56)	568.58 (504.58-632.00)	0.34 (0.33-0.35)	6720.09 (5958.04-7442.24)	7290.87 (6435.35-8058.36)	0.36 (0.35-0.37)	235.34 (113.35-469.68)	256.79 (123.56-519.59)	0.38 (0.37-0.39)
Viet Nam	351.54 (310.19-392.73)	400.84 (350.75-445.43)	0.16 (0.10-0.21)	4453.32 (3942.04-4957.73)	5186.58 (4567.32-5777.21)	0.15 (0.09-0.21)	151.39 (73.07-301.99)	178.97 (85.09-356.75)	0.15 (0.08-0.22)
Yemen	363.38 (320.07-407.27)	421.25 (371.11-470.28)	0.47 (0.45-0.49)	4516.35 (4006.31-5058.53)	5330.19 (4703.28-5941.51)	0.54 (0.51-0.56)	151.46 (72.95-310.15)	181.25 (87.44-367.28)	0.59 (0.57-0.61)
Zambia	430.51 (379.49-480.06)	453.81 (400.90-504.97)	0.56 (0.52-0.59)	5409.13 (4790.74-6032.38)	5732.05 (5074.71-6383.16)	0.63 (0.59-0.67)	185.17 (87.91-375.23)	196.37 (94.63-394.72)	0.69 (0.64-0.73)
Zimbabwe	429.34 (381.87-477.08)	447.86 (394.32-502.70)	0.18 (0.14-0.23)	5372.60 (4786.08-6015.11)	5598.15 (4951.88-6252.71)	0.21 (0.15-0.26)	184.56 (89.04-371.24)	190.98 (92.24-381.93)	0.22 (0.16-0.29)

Table S5. Three countries and territories with the top and bottom burden of osteoarthritis in 1990 and 2021

Period	Measure	Top three countries						Bottom three countries					
		Both	Number	Male	Number	Female	Number	Both	Number	Male	Number	Female	Number
1990	Incident	China	4654141.48	China	1901278.42	China	2752863.06	Nauru	30.51	Tuvalu	13.44	Nauru	15.65
		India	2474842.12	India	1024082.24	India	1450759.88	Niue	10.74	Niue	4.34	Niue	6.39
		United States of America	1770581.66	United States of America	728335.54	United States of America	1042246.12	Tokelau	6.10	Tokelau	2.49	Tokelau	3.61
	Prevalent	China	53352514.68	China	21295655.12	China	32056859.56	Nauru	318.47	Nauru	161.07	Nauru	157.40
		India	26639507.16	India	10790152.60	India	15849354.56	Niue	146.90	Niue	56.64	Niue	90.26
		United States of America	25007735.07	United States of America	9718583.51	United States of America	15289151.57	Tokelau	82.32	Tokelau	35.00	Tokelau	47.32
	DALYs	China	1829415.63	China	732255.73	China	1097159.90	Nauru	11.06	Nauru	5.61	Nauru	5.45
		United States of America	900534.50	India	360607.28	United States of America	556048.02	Niue	5.12	Niue	1.98	Niue	3.15
		India	897470.86	United States of America	344486.48	India	536863.58	Tokelau	2.85	Tokelau	1.22	Tokelau	1.64
	ASIR	Republic of Korea	665.91	United States of America	552.49	Republic of Korea	812.06	Viet Nam	351.54	Timor-Leste	300.10	Timor-Leste	399.20
		Singapore	662.46	South Africa	521.93	Singapore	811.74	Cambodia	349.23	Viet Nam	296.91	Viet Nam	394.48
		Brunei Darussalam	638.10	Russian Federation	513.60	Brunei Darussalam	802.06	Timor-Leste	348.39	Cambodia	293.82	Cambodia	391.25
	ASPR	Republic of Korea	8639.54	United States of America	7307.76	Singapore	10335.82	Viet Nam	4453.32	Timor-Leste	3867.83	Yemen	4954.56
		Singapore	8553.41	Russian Federation	6914.17	Republic of Korea	10262.79	Timor-Leste	4416.96	Viet Nam	3817.40	Viet Nam	4922.23
		United States of America	8228.07	South Africa	6650.71	Brunei Darussalam	10198.37	Cambodia	4390.22	Cambodia	3761.32	Cambodia	4854.34
ASDR	Singapore	312.25	United States of America	258.67	Singapore	383.89	Viet Nam	151.39	Timor-Leste	130.29	Viet Nam	167.35	
	Republic of Korea	310.35	Russian Federation	242.05	Brunei Darussalam	374.18	Timor-Leste	148.80	Viet Nam	129.82	Yemen	165.58	
	Brunei Darussalam	295.71	South Africa	233.63	Republic of Korea	373.92	Cambodia	147.32	Cambodia	126.69	Cambodia	162.55	

2021	Incident	China	11652721.19	China	4671650.58	China	6981070.61	Nauru	42.40	Nauru	17.06	Nauru	25.34
		India	6701764.08	India	2602746.96	India	4099017.11	Niue	12.34	Niue	5.20	Niue	7.14
		United States of America	3192701.53	United States of America	1326096.12	United States of America	1866605.41	Tokelau	8.04	Tokelau	3.41	Tokelau	4.63
	Prevalent	China	152848105.90	China	60235814.14	China	92612291.79	Nauru	457.91	Nauru	178.55	Nauru	279.36
		India	79214251.02	India	29658088.49	India	49556162.53	Niue	168.54	Niue	68.78	Niue	99.76
		United States of America	47581100.89	United States of America	19282206.37	United States of America	28298894.52	Tokelau	108.22	Tokelau	45.50	Tokelau	62.72
	DALYs	China	5327389.98	China	2094854.20	China	3232535.78	Nauru	15.92	Nauru	6.21	Nauru	9.72
		India	2718457.05	India	1004773.08	India	1713683.97	Niue	5.91	Niue	2.41	Niue	3.50
		United States of America	1710760.12	United States of America	680232.84	United States of America	1030527.28	Tokelau	3.78	Tokelau	1.59	Tokelau	2.19
	ASIR	Republic of Korea	701.23	United States of America	577.60	Republic of Korea	859.15	Viet Nam	400.84	Tajikistan	339.59	Cambodia	446.00
		Brunei Darussalam	686.67	South Africa	560.57	Singapore	844.82	Timor-Leste	400.38	Viet Nam	338.85	Somalia	444.99
		Singapore	685.67	Mexico	560.42	Brunei Darussalam	842.11	Cambodia	395.30	Cambodia	332.11	Madagascar	440.96
ASPR	Republic of Korea	8997.39	United States of America	7579.65	Republic of Korea	10882.76	Burundi	5090.05	Viet Nam	4438.64	Burundi	5573.28	
	Brunei Darussalam	8815.59	Mexico	7208.37	Singapore	10714.34	Cambodia	5073.17	Tajikistan	4386.15	Somalia	5518.11	
	Singapore	8795.59	South Africa	7124.31	Brunei Darussalam	10684.77	Madagascar	5050.98	Cambodia	4323.07	Madagascar	5450.60	
ASDR	Republic of Korea	327.14	United States of America	266.63	Republic of Korea	402.58	Cambodia	172.45	Tajikistan	151.40	Somalia	187.63	
	Singapore	323.81	Mexico	254.51	Singapore	401.49	Madagascar	172.41	Afghanistan	148.08	Madagascar	185.98	
	Brunei Darussalam	319.00	Russian Federation	250.45	Brunei Darussalam	393.69	Afghanistan	168.72	Cambodia	146.80	Afghanistan	185.46	

Table S6. The DALYs and ASDR with their variations of osteoarthritis attributable to high BMI at the global, SDI quintile, and regional levels from 1990 to 2021

Characteristics	DALYs			ASDR (per 100,000 population)		EAPC (95%CI)
	1990	2021	1990-2021	1990	2021	
	Both (95%UI)	Both (95%UI)	Change (%)	Both (95%UI)	Both (95%UI)	
Global	1449681.33 (-127135.50-4113313.24)	4422953.51 (-421237.19-12338124.92)	205.10 (191.71-227.09)	35.97 (-3.14-102.31)	50.59 (-4.81-141.35)	1.17 (1.15-1.20)
Sex						
Male	521229.26 (-46292.23-1480937.59)	1644274.97 (-157014.66-4599839.39)	215.46 (200.51-236.92)	27.30 (-2.40-77.90)	39.47 (-3.75-110.79)	1.26 (1.24-1.28)
Female	928452.07 (-80843.27-2633520.29)	2778678.54 (-264222.53-7738285.53)	199.28 (186.79-223.04)	43.47 (-3.78-123.36)	60.74 (-5.78-169.14)	1.16 (1.13-1.19)
Types						
Osteoarthritis knee	1306589.34 (-114326.79-3742191.00)	4019554.91 (-382558.22-11222317.96)	207.64 (194.14-229.71)	32.35 (-2.81-92.95)	45.93 (-4.36-128.33)	0.89 (0.86-0.91)
Osteoarthritis hip	143091.99 (-12808.72-386693.93)	403398.60 (-38678.96-1076491.22)	181.92 (169.20-204.89)	3.63 (-0.32-9.81)	4.66 (-0.45-12.42)	1.21 (1.18-1.23)
SDI						
High	569083.03 (-52686.32-1575580.47)	1271056.92 (-127983.26-3441561.02)	123.35 (112.98-144.93)	52.63 (-4.89-145.38)	66.70 (-6.82-179.94)	0.71 (0.67-0.76)
High-middle	393635.12 (-35314.98-1102209.19)	1105143.77 (-108304.99-3016330.75)	180.75 (168.42-201.99)	39.00 (-3.48-109.56)	55.85 (-5.46-152.49)	1.26 (1.22-1.31)
Middle	318093.44 (-26116.87-922529.50)	1364967.96 (-126086.15-3863690.88)	329.11 (302.47-367.69)	28.73 (-2.33-83.68)	48.16 (-4.41-137.15)	1.86 (1.79-1.92)
Low-middle	125910.19 (-10241.84-369632.67)	527571.30 (-46776.09-1497615.07)	319.01 (295.13-355.24)	19.32 (-1.55-57.41)	34.55 (-3.03-98.53)	2.02 (1.98-2.06)
Low	41133.19 (-3041.86-123324.51)	150288.28 (-11967.92-440893.36)	265.37 (247.47-286.50)	16.81 (-1.23-51.23)	26.73 (-2.09-79.82)	1.55 (1.51-1.59)
Regions						
Andean Latin America	9894.27 (-919.01-27077.60)	39752.31 (-4229.51-105662.70)	301.77 (273.28-349.71)	46.29 (-4.26-127.24)	65.71 (-6.95-175.47)	1.18 (1.14-1.21)
Australasia	13064.09 (-1250.84-35716.43)	39024.36 (-3963.41-105319.17)	198.71 (172.77-254.30)	56.54 (-5.43-154.09)	79.24 (-8.19-213.40)	1.10 (1.04-1.15)
Caribbean	11257.85 (-978.89-31879.42)	32228.65 (-3203.64-86894.80)	186.28 (169.48-220.09)	42.82 (-3.72-121.23)	59.71 (-5.93-160.98)	1.14 (1.10-1.18)
Central Asia	16488.35 (-1541.00-45709.18)	36183.43 (-3859.63-97115.19)	119.45 (109.02-140.05)	34.80 (-3.21-97.26)	42.04 (-4.37-113.44)	0.62 (0.61-0.63)
Central Europe	63283.49 (-5875.68-172456.65)	107282.01 (-11052.48-289260.70)	69.53 (62.33-86.32)	42.05 (-3.89-114.92)	51.25 (-5.32-138.21)	0.66 (0.64-0.67)
Central Latin America	44279.16 (-4269.90-121092.83)	174200.55 (-18965.68-458370.89)	293.41 (269.72-341.58)	50.85 (-4.85-139.84)	67.69 (-7.32-178.75)	0.91 (0.90-0.93)
Central Sub-Saharan Africa	4802.48 (-338.39-14209.67)	21121.49 (-1648.84-62061.11)	339.80 (294.33-391.70)	19.60 (-1.37-58.77)	34.18 (-2.59-101.87)	1.78 (1.73-1.83)

East Asia	256084.43 (-20939.60-755795.37)	1201663.79 (-108094.93-3403964.66)	369.25 (326.96-420.35)	27.46 (-2.23-81.48)	52.85 (-4.73-150.44)	2.47 (2.33-2.60)
Eastern Europe	120261.52 (-11249.12-330991.37)	189331.51 (-19437.22-497720.31)	57.43 (48.11-78.67)	42.78 (-3.96-118.19)	54.95 (-5.69-144.57)	0.88 (0.85-0.90)
Eastern Sub-Saharan Africa	14443.59 (-1065.74-43728.94)	54046.78 (-4255.87-157360.22)	274.19 (254.09-300.65)	17.90 (-1.31-54.97)	28.76 (-2.22-84.57)	1.56 (1.53-1.58)
High-income Asia Pacific	82638.80 (-6623.01-243996.36)	201743.24 (-15797.04-603491.75)	144.13 (127.78-163.48)	39.93 (-3.20-117.82)	51.50 (-4.14-153.08)	0.86 (0.84-0.87)
High-income North America	223661.45 (-22013.42-599742.69)	501346.75 (-55304.04-1308805.36)	124.15 (108.50-158.65)	67.01 (-6.64-178.76)	82.03 (-9.14-215.01)	0.47 (0.31-0.62)
North Africa and Middle East	72032.85 (-6988.65-198284.45)	296602.76 (-34260.25-774588.43)	311.76 (278.37-390.37)	40.23 (-3.83-111.53)	59.76 (-6.78-155.92)	1.28 (1.27-1.29)
Oceania	1315.02 (-122.57-3651.54)	4313.51 (-449.91-11532.70)	228.02 (212.02-256.19)	38.94 (-3.57-109.06)	48.86 (-4.96-132.98)	1.28 (1.27-1.29)
South Asia	84239.63 (-6104.07-248489.16)	439406.19 (-35032.98-1289375.79)	421.61 (371.26-486.22)	13.18 (-0.94-39.29)	27.81 (-2.20-81.78)	0.69 (0.63-0.76)
Southeast Asia	41752.59 (-3098.97-125493.00)	201324.62 (-15981.22-582465.03)	382.18 (352.39-424.84)	14.76 (-1.09-44.76)	27.87 (-2.18-80.99)	2.65 (2.58-2.73)
Southern Latin America	26719.70 (-2619.98-71378.73)	64937.71 (-7109.23-167296.89)	143.03 (127.97-174.15)	57.23 (-5.61-153.03)	76.31 (-8.39-196.56)	2.65 (2.58-2.73)
Southern Sub-Saharan Africa	12078.61 (-1082.54-33236.08)	36137.02 (-3684.36-95528.35)	199.18 (181.15-238.51)	43.15 (-3.83-120.08)	59.34 (-5.99-158.72)	2.19 (2.13-2.26)
Tropical Latin America	43719.28 (-3904.63-120749.45)	165101.25 (-16732.60-441786.37)	277.64 (254.99-318.36)	45.65 (-4.02-126.66)	62.95 (-6.35-168.57)	0.94 (0.88-1.00)
Western Europe	282127.82 (-25876.85-786737.66)	525194.69 (-51633.50-1415589.91)	86.15 (78.25-101.81)	50.71 (-4.69-140.96)	62.95 (-6.27-168.56)	1.05 (1.03-1.06)
Western Sub-Saharan Africa	25536.36 (-2047.47-75155.69)	92010.89 (-8076.14-256558.55)	260.31 (238.07-296.41)	27.47 (-2.18-81.74)	42.20 (-3.60-119.63)	1.07 (1.04-1.09)

Table S7. The DALYs and ASDR with their variations of osteoarthritis attributable to high BMI at the national level from 1990 to 2021

Characteristics	DALYs			ASDR (per 100,000 population)		EAPC (95%CI)
	1990	2021	1990-2021	1990	2021	
	Both (95%UI)	Both (95%UI)	Change (%)	Both (95%UI)	Both (95%UI)	
Afghanistan	2130.97 (-175.10-6095.98)	4455.34 (-394.96-12279.37)	109.08 (91.98-135.95)	28.75 (-2.32-82.59)	39.15 (-3.34-111.00)	1.10 (1.03-1.16)
Albania	816.02 (-79.36-2138.48)	2048.70 (-217.09-5398.69)	151.06 (133.22-181.64)	38.43 (-3.73-101.45)	47.70 (-5.08-125.80)	0.73 (0.72-0.74)
Algeria	4566.00 (-412.15-13037.46)	21403.58 (-2342.76-56691.44)	368.76 (323.85-468.89)	35.21 (-3.15-100.90)	55.71 (-6.01-148.01)	1.52 (1.49-1.54)
American Samoa	18.09 (-2.16-45.73)	44.49 (-5.56-110.14)	145.97 (130.84-181.13)	70.29 (-8.10-180.51)	83.99 (-10.25-210.46)	0.51 (0.42-0.60)
Andorra	28.74 (-2.79-79.59)	92.04 (-8.51-248.05)	220.25 (199.62-252.18)	49.02 (-4.76-135.75)	60.38 (-5.57-162.63)	0.70 (0.69-0.71)
Angola	800.45 (-61.27-2336.73)	4461.97 (-350.93-12872.60)	457.44 (400.01-540.63)	18.04 (-1.36-53.49)	32.43 (-2.46-95.66)	1.89 (1.85-1.94)
Antigua and Barbuda	23.72 (-2.25-67.41)	71.60 (-7.78-189.02)	201.83 (174.34-252.96)	47.37 (-4.60-132.73)	63.63 (-6.83-168.87)	0.97 (0.96-0.98)
Argentina	18350.55 (-1765.46-49359.32)	41045.05 (-4484.65-106300.00)	123.67 (107.90-157.17)	56.27 (-5.42-151.52)	75.07 (-8.23-193.87)	0.95 (0.90-1.01)
Armenia	987.65 (-96.70-2701.69)	1847.18 (-195.30-4961.90)	87.03 (73.54-107.20)	35.19 (-3.39-96.97)	42.95 (-4.55-115.55)	0.68 (0.66-0.70)
Australia	10901.18 (-1045.32-29843.17)	33151.02 (-3319.87-88946.40)	204.10 (175.56-267.04)	56.56 (-5.43-154.34)	80.28 (-8.21-214.46)	1.13 (1.07-1.19)
Austria	5648.57 (-489.96-15739.02)	10064.51 (-919.72-27954.21)	78.18 (66.71-97.29)	49.91 (-4.39-137.30)	60.54 (-5.61-166.71)	0.60 (0.59-0.61)
Azerbaijan	1793.79 (-161.98-4903.66)	4876.06 (-515.87-12868.82)	171.83 (153.12-209.77)	34.99 (-3.08-95.83)	43.98 (-4.48-117.43)	0.80 (0.77-0.82)
Bahamas	87.62 (-8.05-240.61)	308.57 (-34.42-798.63)	252.16 (220.90-312.95)	54.78 (-4.98-151.63)	70.88 (-7.75-185.39)	0.84 (0.80-0.87)
Bahrain	99.48 (-9.83-267.65)	823.85 (-103.79-2093.89)	728.12 (644.93-939.90)	46.57 (-4.48-126.42)	66.16 (-8.00-168.90)	1.14 (1.13-1.15)
Bangladesh	5110.29 (-377.68-14944.75)	34855.05 (-2721.73-102652.61)	582.06 (483.93-700.58)	10.05 (-0.74-29.48)	23.64 (-1.84-70.03)	3.11 (2.99-3.23)
Barbados	146.62 (-13.90-412.30)	359.60 (-36.11-935.65)	145.26 (125.12-184.24)	55.40 (-5.48-153.48)	71.79 (-7.23-187.12)	0.82 (0.79-0.86)
Belarus	5541.31 (-519.62-15528.75)	8698.02 (-958.86-22790.91)	56.97 (46.01-80.96)	42.48 (-3.98-119.17)	55.08 (-6.08-144.34)	0.89 (0.87-0.90)
Belgium	6772.31 (-568.01-19070.58)	12498.05 (-1195.18-34371.14)	84.55 (72.63-108.06)	45.89 (-3.83-128.60)	59.61 (-5.75-162.85)	0.81 (0.77-0.85)
Belize	51.77 (-4.93-142.85)	232.80 (-24.29-615.75)	349.69 (314.22-417.13)	55.50 (-5.28-152.92)	72.78 (-7.52-194.91)	0.86 (0.77-0.95)
Benin	636.98 (-52.15-1817.05)	2538.22 (-211.39-7154.53)	298.48 (263.34-341.87)	30.78 (-2.51-88.62)	44.09 (-3.59-126.02)	1.14 (1.11-1.16)
Bermuda	39.55 (-3.73-106.09)	99.49 (-11.61-260.34)	151.55 (130.12-197.76)	62.21 (-5.84-167.13)	78.82 (-9.26-205.74)	0.77 (0.73-0.80)

Bhutan	84.96 (-7.58-235.01)	286.03 (-26.00-786.12)	236.66 (208.18-282.80)	30.31 (-2.69-85.60)	44.53 (-4.03-122.85)	1.34 (1.29-1.38)
Bolivia (Plurinational State of)	1392.69 (-120.79-3877.32)	5819.50 (-593.58-15670.71)	317.86 (282.04-378.71)	40.96 (-3.51-114.61)	60.37 (-6.07-164.22)	1.27 (1.23-1.32)
Bosnia and Herzegovina	1619.57 (-156.23-4438.67)	2850.34 (-302.98-7721.51)	75.99 (64.30-99.02)	37.26 (-3.46-103.19)	47.54 (-5.03-128.52)	0.79 (0.73-0.86)
Botswana	173.61 (-13.93-467.33)	832.07 (-69.66-2388.38)	379.26 (329.42-470.16)	29.44 (-2.33-79.57)	51.80 (-4.23-148.70)	1.82 (1.80-1.84)
Brazil	42617.54 (-3797.36-117709.26)	161305.28 (-16311.35-431405.06)	278.50 (255.70-319.57)	45.58 (-4.00-126.48)	62.95 (-6.34-168.46)	1.07 (1.05-1.09)
Brunei Darussalam	47.79 (-3.86-140.91)	274.28 (-25.24-773.32)	473.95 (410.19-562.16)	40.74 (-3.23-120.36)	66.30 (-5.99-188.80)	1.64 (1.53-1.75)
Bulgaria	5463.24 (-533.00-15202.45)	6689.54 (-666.85-18390.73)	22.45 (14.52-36.43)	43.71 (-4.26-121.77)	49.99 (-4.98-136.50)	0.43 (0.41-0.44)
Burkina Faso	766.06 (-65.66-2259.30)	2453.58 (-197.56-7176.78)	220.28 (182.25-271.56)	16.33 (-1.38-48.33)	23.64 (-1.89-70.56)	1.22 (1.18-1.26)
Burundi	324.65 (-22.88-1011.01)	1005.15 (-74.02-3093.63)	209.61 (167.62-254.19)	13.51 (-0.94-42.35)	18.51 (-1.33-56.98)	0.97 (0.90-1.05)
Cabo Verde	66.37 (-5.29-199.93)	230.89 (-21.53-647.25)	247.87 (215.88-306.99)	30.94 (-2.49-92.56)	48.91 (-4.45-138.09)	1.49 (1.48-1.50)
Cambodia	622.91 (-48.01-1834.85)	2703.40 (-205.30-8050.53)	334.00 (278.58-410.88)	12.38 (-0.95-37.11)	19.50 (-1.47-58.49)	1.55 (1.51-1.58)
Cameroon	2035.92 (-175.95-5695.76)	8155.30 (-870.37-21657.45)	300.57 (268.91-355.68)	42.23 (-3.60-119.26)	58.54 (-6.13-157.26)	1.03 (1.02-1.04)
Canada	11096.33 (-1066.23-30208.48)	30261.11 (-2877.28-81528.45)	172.71 (154.86-203.77)	34.76 (-3.34-94.52)	45.56 (-4.41-122.58)	0.69 (0.59-0.78)
Central African Republic	209.55 (-15.02-644.48)	719.38 (-55.25-2019.96)	243.30 (202.22-303.30)	16.30 (-1.15-50.78)	27.43 (-2.02-78.12)	1.73 (1.69-1.77)
Chad	622.88 (-47.20-1939.39)	1786.01 (-139.38-5064.02)	186.73 (153.29-226.08)	21.71 (-1.63-67.40)	28.09 (-2.17-81.05)	0.79 (0.76-0.82)
Chile	6252.51 (-653.28-16742.02)	20214.92 (-2263.82-52058.97)	223.31 (201.85-266.44)	60.83 (-6.32-163.66)	79.70 (-8.95-205.68)	0.85 (0.79-0.91)
China	246468.73 (-20130.69-727780.59)	1164587.77 (-104718.16-3297087.97)	372.51 (329.77-424.77)	27.43 (-2.22-81.50)	52.98 (-4.73-150.74)	2.48 (2.35-2.62)
Colombia	8087.35 (-713.27-22436.22)	34990.95 (-3654.66-94028.77)	332.66 (295.84-397.15)	43.80 (-3.85-123.62)	63.05 (-6.56-169.44)	1.20 (1.17-1.23)
Comoros	43.97 (-3.33-135.14)	195.33 (-15.89-555.05)	344.25 (300.44-407.23)	20.83 (-1.57-63.68)	37.00 (-2.97-106.18)	1.92 (1.91-1.93)
Congo	297.20 (-24.33-847.02)	1315.71 (-120.01-3632.51)	342.71 (294.79-411.34)	25.50 (-2.10-73.22)	41.40 (-3.63-117.31)	1.55 (1.51-1.59)
Cook Islands	9.07 (-1.02-23.54)	21.71 (-2.62-55.96)	139.41 (124.31-169.36)	66.95 (-7.44-175.27)	85.01 (-10.32-217.46)	0.74 (0.68-0.79)
Costa Rica	898.23 (-91.24-2438.20)	3684.06 (-400.15-9925.72)	310.15 (280.43-368.33)	50.40 (-5.08-137.17)	66.54 (-7.21-179.25)	0.90 (0.88-0.92)
Croatia	2624.61 (-257.68-7262.21)	4287.85 (-448.43-11668.27)	63.37 (50.90-85.22)	41.81 (-4.04-116.41)	52.32 (-5.61-140.02)	0.77 (0.74-0.81)
Cuba	4340.16 (-355.98-12451.86)	11857.98 (-1168.99-31969.75)	173.22 (149.27-221.29)	42.50 (-3.49-121.84)	62.33 (-6.20-167.36)	1.30 (1.27-1.33)

Cyprus	345.15 (-28.33-994.21)	1206.38 (-120.98-3228.09)	249.52 (216.51-306.23)	41.27 (-3.39-118.88)	59.55 (-6.00-158.63)	1.21 (1.15-1.28)
Czechia	6166.32 (-624.68-16537.97)	10509.36 (-1162.29-27925.26)	70.43 (60.63-85.13)	45.53 (-4.59-122.42)	52.78 (-5.86-138.17)	0.48 (0.48-0.49)
Côte d'Ivoire	1403.96 (-112.47-4093.61)	5695.70 (-486.80-15685.65)	305.69 (266.84-366.83)	30.17 (-2.34-88.29)	43.97 (-3.65-124.77)	1.19 (1.17-1.21)
Democratic People's Republic of Korea	3598.64 (-327.75-10376.05)	11443.01 (-969.26-33123.88)	217.98 (180.40-275.07)	21.00 (-1.89-60.84)	34.10 (-2.87-97.96)	1.57 (1.45-1.68)
Democratic Republic of the Congo	3224.38 (-217.75-9509.15)	13675.70 (-1036.38-40873.89)	324.13 (265.67-390.96)	19.07 (-1.28-55.84)	33.68 (-2.48-101.31)	1.81 (1.75-1.87)
Denmark	3551.56 (-313.91-10223.25)	6158.58 (-587.10-16717.91)	73.41 (62.07-92.69)	46.68 (-4.19-132.67)	57.36 (-5.63-155.08)	0.66 (0.61-0.71)
Djibouti	22.41 (-1.81-66.16)	174.40 (-13.07-495.40)	678.19 (576.17-789.97)	14.02 (-1.10-42.21)	22.69 (-1.68-66.74)	1.58 (1.53-1.62)
Dominica	33.44 (-3.27-90.04)	62.40 (-7.17-162.58)	86.61 (73.54-117.24)	58.34 (-5.75-156.47)	72.75 (-8.32-189.65)	0.70 (0.66-0.73)
Dominican Republic	1501.28 (-127.48-4154.82)	5943.22 (-590.64-16273.07)	295.88 (258.50-352.97)	38.44 (-3.21-107.11)	58.17 (-5.73-160.05)	1.39 (1.34-1.43)
Ecuador	2804.11 (-261.19-7576.53)	12239.85 (-1272.66-32470.72)	336.50 (291.30-414.93)	50.72 (-4.67-138.79)	73.47 (-7.62-195.72)	1.28 (1.24-1.33)
Egypt	13974.36 (-1419.18-37971.71)	47765.56 (-6009.90-121024.94)	241.81 (208.43-332.62)	47.10 (-4.62-129.32)	67.35 (-8.29-172.27)	1.11 (1.07-1.14)
El Salvador	1577.01 (-162.71-4342.47)	4239.49 (-459.75-10952.02)	168.83 (148.79-208.36)	52.26 (-5.36-145.11)	69.84 (-7.60-180.14)	0.93 (0.88-0.99)
Equatorial Guinea	54.96 (-4.16-160.43)	289.56 (-26.75-789.83)	426.90 (363.01-543.43)	25.75 (-1.96-75.18)	50.28 (-4.48-139.69)	2.31 (2.24-2.37)
Eritrea	141.38 (-11.49-412.64)	599.43 (-43.89-1798.42)	323.97 (253.39-416.04)	10.79 (-0.84-31.51)	18.76 (-1.35-56.47)	1.78 (1.75-1.81)
Estonia	941.92 (-84.66-2526.74)	1356.72 (-142.89-3600.66)	44.04 (34.25-60.70)	46.05 (-4.16-123.42)	55.89 (-6.02-147.38)	0.72 (0.69-0.75)
Eswatini	140.45 (-14.24-380.49)	388.11 (-40.20-1008.45)	176.32 (153.44-218.23)	46.48 (-4.69-127.67)	65.28 (-6.68-169.74)	1.04 (0.95-1.14)
Ethiopia	3241.69 (-238.30-9621.20)	9987.09 (-774.84-29511.69)	208.08 (178.00-245.08)	14.94 (-1.11-45.08)	21.15 (-1.61-63.32)	1.13 (1.10-1.16)
Fiji	223.06 (-21.77-596.75)	629.68 (-74.45-1584.39)	182.29 (155.48-236.40)	54.46 (-5.26-148.90)	74.50 (-8.65-189.48)	0.96 (0.90-1.01)
Finland	3566.32 (-332.00-9885.91)	7066.30 (-724.97-19261.68)	98.14 (84.77-123.35)	51.25 (-4.82-141.66)	63.59 (-6.57-172.60)	0.68 (0.64-0.73)
France	34060.87 (-3002.03-98797.02)	73067.40 (-6486.90-204628.11)	114.52 (96.80-143.16)	43.19 (-3.86-125.30)	59.21 (-5.26-165.04)	1.02(0.92-1.11)
Gabon	215.95 (-19.32-604.40)	659.17 (-68.30-1786.17)	205.24 (175.69-259.09)	36.79 (-3.26-103.69)	56.90 (-5.79-154.64)	1.38 (1.35-1.41)
Gambia	116.93 (-9.61-336.43)	460.72 (-41.76-1280.20)	294.02 (259.64-358.91)	30.59 (-2.49-89.09)	43.38 (-3.82-122.30)	1.12 (1.09-1.15)
Georgia	2314.33 (-212.96-6369.97)	2353.55 (-233.46-6385.25)	1.69 (-4.23-12.39)	36.60 (-3.34-101.44)	40.88 (-4.10-110.15)	0.38 (0.38-0.39)
Germany	67186.38 (-6235.22-183691.32)	109573.52 (-10844.68-294559.90)	63.09 (53.86-80.06)	54.97 (-5.11-149.70)	63.62 (-6.44-168.74)	0.45 (0.43-0.47)

Ghana	1727.63 (-133.60-5091.80)	8475.92 (-714.44-23455.97)	390.61 (342.70-468.71)	24.91 (-1.89-75.52)	45.57 (-3.71-130.41)	1.94 (1.92-1.96)
Greece	7469.44 (-702.05-20511.07)	13489.85 (-1356.99-36878.30)	80.60 (67.08-104.25)	49.86 (-4.70-136.70)	65.08 (-6.58-177.53)	0.93 (0.86-1.00)
Greenland	14.46 (-1.43-39.24)	35.41 (-3.57-94.08)	144.95 (127.74-173.86)	39.05 (-3.78-105.95)	47.94 (-4.75-129.31)	0.68 (0.65-0.71)
Grenada	28.35 (-2.50-81.21)	72.85 (-7.60-197.96)	156.97 (134.24-201.28)	43.27 (-3.90-122.69)	60.40 (-6.19-165.16)	1.09 (1.05-1.13)
Guam	50.52 (-5.29-134.04)	151.86 (-16.80-403.30)	200.57 (179.75-234.57)	57.94 (-5.96-156.71)	72.22 (-7.98-191.31)	0.71 (0.68-0.74)
Guatemala	1680.72 (-148.07-4697.67)	6912.30 (-693.55-18517.00)	311.27 (278.78-372.87)	45.02 (-3.92-126.72)	60.69 (-6.05-162.31)	0.98 (0.97-0.99)
Guinea	840.87 (-66.52-2483.45)	2072.23 (-166.92-5992.87)	146.44 (120.22-175.79)	24.48 (-1.92-72.81)	34.20 (-2.73-99.54)	1.04 (1.01-1.08)
Guinea-Bissau	107.69 (-8.54-307.15)	301.38 (-25.19-864.50)	179.86 (154.38-215.89)	25.23 (-2.03-73.51)	36.40 (-2.97-105.53)	1.15 (1.14-1.17)
Guyana	169.08 (-14.70-474.46)	393.33 (-38.34-1082.97)	132.63 (112.36-167.00)	42.33 (-3.66-120.27)	57.37 (-5.49-159.18)	1.00 (0.98-1.03)
Haiti	670.34 (-49.89-2045.14)	2574.99 (-205.87-7301.77)	284.13 (242.94-338.77)	19.11 (-1.42-58.16)	31.49 (-2.49-91.11)	1.74 (1.70-1.78)
Honduras	940.91 (-84.10-2576.88)	3940.95 (-430.07-10313.57)	318.84 (287.87-369.48)	44.28 (-3.94-122.24)	58.89 (-6.42-155.85)	0.93 (0.90-0.96)
Hungary	6691.85 (-597.38-18415.16)	9919.59 (-982.85-26877.07)	48.23 (38.68-67.13)	46.03 (-4.11-126.47)	54.72 (-5.54-147.36)	0.57 (0.56-0.59)
Iceland	157.59 (-15.34-427.11)	371.74 (-36.76-994.88)	135.89 (121.34-162.63)	57.55 (-5.65-155.35)	68.50 (-6.85-182.32)	0.56 (0.54-0.57)
India	66788.91 (-4738.25-196448.68)	351585.14 (-27811.55-1028334.05)	426.41 (370.55-507.24)	12.90 (-0.90-38.29)	27.77 (-2.18-81.20)	2.70 (2.63-2.78)
Indonesia	14453.03 (-1078.20-42333.63)	71651.20 (-5645.01-207717.66)	395.75 (347.08-465.66)	12.88 (-0.95-38.26)	25.45 (-1.98-74.36)	2.39 (2.30-2.47)
Iran (Islamic Republic of)	9277.80 (-800.77-26415.59)	44994.39 (-4873.25-118696.41)	384.97 (332.74-515.68)	32.77 (-2.78-93.99)	54.30 (-5.79-143.61)	1.61 (1.58-1.63)
Iraq	4026.63 (-390.44-10600.59)	15479.54 (-1696.58-40324.74)	284.43 (253.46-357.97)	49.30 (-4.72-131.08)	58.31 (-6.36-152.34)	0.57 (0.55-0.59)
Ireland	1989.02 (-178.37-5553.40)	4873.71 (-495.85-12916.40)	145.03 (127.14-176.14)	50.23 (-4.61-139.22)	64.47 (-6.64-169.89)	0.81 (0.77-0.85)
Israel	2467.49 (-237.83-6737.57)	7376.17 (-704.26-20371.93)	198.93 (180.13-232.19)	51.92 (-5.06-141.36)	63.08 (-6.06-173.03)	0.58 (0.54-0.62)
Italy	39993.62 (-3385.64-113457.83)	74183.83 (-7012.06-204643.56)	85.49 (75.43-102.82)	46.14 (-3.94-129.82)	57.51 (-5.50-157.29)	0.66 (0.64-0.69)
Jamaica	806.90 (-76.24-2310.07)	2039.12 (-210.50-5382.15)	152.71 (131.72-196.70)	47.40 (-4.51-135.47)	65.95 (-6.80-174.11)	1.14 (1.09-1.20)
Japan	69247.95 (-5508.99-205780.42)	140243.81 (-10911.39-420874.53)	102.52 (88.69-119.69)	40.07 (-3.19-119.22)	48.13 (-3.85-141.87)	0.56 (0.53-0.58)
Jordan	737.58 (-77.15-1914.16)	5870.27 (-742.00-14855.33)	695.89 (628.63-849.22)	50.17 (-5.08-132.35)	68.73 (-8.54-176.06)	1.04 (1.01-1.06)
Kazakhstan	4613.43 (-419.80-12614.50)	8279.27 (-844.80-22480.99)	79.46 (67.58-103.60)	36.00 (-3.26-99.29)	44.44 (-4.48-120.90)	0.67 (0.66-0.69)

Kenya	1848.34 (-144.22-5289.00)	9189.21 (-766.43-26159.07)	397.16 (360.50-459.01)	20.91 (-1.61-60.86)	35.74 (-2.93-102.81)	1.75 (1.70-1.80)
Kiribati	21.29 (-2.22-57.53)	56.77 (-6.95-145.11)	166.60 (146.65-208.32)	51.89 (-5.28-142.78)	68.47 (-8.05-177.75)	0.84 (0.76-0.93)
Kuwait	386.13 (-42.73-989.86)	2830.36 (-371.53-6847.76)	633.01 (556.27-810.07)	52.24 (-5.67-137.15)	74.24 (-9.46-184.77)	1.20 (1.18-1.22)
Kyrgyzstan	1025.41 (-92.43-2812.92)	2123.72 (-227.50-5639.90)	107.11 (92.49-135.41)	34.23 (-3.04-93.87)	41.48 (-4.31-110.75)	0.61 (0.59-0.63)
Lao People's Democratic Republic	299.64 (-21.14-902.22)	1286.48 (-89.08-3745.31)	329.35 (263.48-399.69)	13.38 (-0.94-40.79)	24.23 (-1.67-71.27)	2.16 (2.07-2.26)
Latvia	1694.32 (-176.99-4549.63)	2044.63 (-226.70-5545.45)	20.68 (13.81-34.19)	47.38 (-4.94-126.80)	56.27 (-6.27-152.31)	0.59 (0.57-0.61)
Lebanon	1003.44 (-99.03-2727.85)	3585.39 (-413.19-9199.43)	257.31 (230.78-327.76)	43.92 (-4.30-120.46)	61.49 (-7.18-157.29)	1.07 (0.99-1.14)
Lesotho	319.31 (-29.23-857.18)	571.07 (-56.50-1523.43)	78.84 (64.51-104.41)	36.72 (-3.32-99.58)	50.60 (-4.95-136.85)	1.03 (1.01-1.05)
Liberia	441.58 (-37.04-1249.78)	1291.51 (-126.82-3539.51)	192.48 (165.26-237.53)	36.97 (-3.09-103.82)	52.04 (-4.97-144.81)	1.19 (1.14-1.23)
Libya	885.89 (-85.07-2422.97)	3897.32 (-487.31-9846.32)	339.93 (289.47-462.04)	44.49 (-4.18-123.61)	65.47 (-8.01-166.44)	1.27 (1.24-1.30)
Lithuania	1996.11 (-188.78-5503.65)	2924.34 (-299.73-7660.30)	46.50 (36.44-64.55)	44.16 (-4.14-121.81)	54.96 (-5.79-142.71)	0.72 (0.69-0.76)
Luxembourg	269.80 (-22.63-758.30)	638.55 (-59.49-1734.40)	136.68 (121.23-165.62)	50.36 (-4.27-141.41)	62.63 (-5.85-169.86)	0.69 (0.66-0.72)
Madagascar	787.55 (-52.91-2468.68)	3127.41 (-230.36-8970.78)	297.11 (242.29-371.16)	14.89 (-0.99-46.37)	24.76 (-1.78-70.40)	1.66 (1.60-1.72)
Malawi	742.51 (-61.28-2195.06)	2451.18 (-195.22-7036.38)	230.12 (190.13-282.09)	18.09 (-1.49-53.90)	29.87 (-2.34-87.70)	1.66 (1.63-1.69)
Malaysia	2799.27 (-231.42-7931.38)	12581.44 (-1160.81-34309.88)	349.45 (309.38-421.94)	27.15 (-2.20-78.47)	41.60 (-3.79-113.86)	1.42 (1.37-1.48)
Maldives	21.79 (-1.73-63.65)	156.89 (-14.81-421.95)	619.88 (535.93-775.40)	19.65 (-1.55-58.20)	36.93 (-3.36-102.45)	2.25 (2.16-2.34)
Mali	941.78 (-74.07-2748.73)	2880.60 (-222.12-8331.50)	205.87 (171.89-251.45)	21.82 (-1.66-64.42)	29.32 (-2.21-85.50)	0.96 (0.90-1.01)
Malta	192.01 (-16.40-551.83)	543.51 (-52.03-1478.28)	183.06 (160.40-228.99)	44.75 (-3.84-128.65)	62.03 (-6.06-169.02)	1.03 (0.92-1.13)
Marshall Islands	9.21 (-1.01-24.56)	27.35 (-3.33-69.65)	196.95 (176.16-241.26)	52.86 (-5.69-143.21)	66.41 (-7.90-173.31)	0.68 (0.65-0.71)
Mauritania	413.67 (-35.36-1159.30)	1279.02 (-127.19-3448.80)	209.19 (185.28-253.65)	40.29 (-3.40-112.76)	55.95 (-5.46-151.97)	1.03 (1.00-1.06)
Mauritius	225.45 (-17.74-639.95)	838.78 (-78.05-2236.74)	272.05 (233.46-344.82)	29.04 (-2.27-82.50)	44.52 (-4.11-119.00)	1.42 (1.37-1.48)
Mexico	24139.82 (-2393.80-64553.11)	92604.38 (-10331.83-242413.59)	283.62 (260.37-333.81)	53.89 (-5.26-144.93)	70.41 (-7.79-185.21)	0.83 (0.81-0.85)
Micronesia (Federated States of)	28.57 (-3.07-74.39)	61.76 (-7.28-153.57)	116.16 (98.59-154.99)	56.47 (-6.01-148.12)	72.49 (-8.25-184.70)	0.75 (0.67-0.83)
Monaco	36.72 (-3.28-100.75)	59.30 (-5.81-158.69)	61.50 (51.21-80.33)	58.65 (-5.28-159.47)	68.97 (-6.96-181.55)	0.51 (0.49-0.53)

Mongolia	319.43 (-29.24-898.16)	910.89 (-93.15-2441.78)	185.16 (166.18-217.14)	30.02 (-2.70-85.09)	35.99 (-3.54-97.65)	0.49 (0.42-0.56)
Montenegro	292.20 (-28.33-784.19)	531.67 (-56.64-1391.66)	81.95 (69.95-109.50)	45.91 (-4.45-123.54)	54.77 (-5.85-144.06)	0.61 (0.60-0.63)
Morocco	5039.69 (-512.38-13769.44)	18399.78 (-1958.28-47936.73)	265.10 (239.12-306.49)	34.30 (-3.44-94.14)	50.55 (-5.32-132.63)	1.28 (1.28-1.29)
Mozambique	1182.11 (-84.34-3494.09)	3763.49 (-278.25-10778.75)	218.37 (177.50-268.24)	17.85 (-1.26-54.04)	29.62 (-2.14-85.52)	1.69 (1.64-1.75)
Myanmar	3891.67 (-287.30-11575.36)	13098.03 (-1048.53-37651.60)	236.57 (199.92-288.38)	15.33 (-1.12-46.08)	24.23 (-1.89-69.44)	1.56 (1.53-1.59)
Namibia	203.18 (-15.27-621.69)	718.05 (-58.50-2003.04)	253.40 (211.82-325.50)	29.98 (-2.25-91.76)	48.73 (-3.90-137.61)	1.58 (1.52-1.63)
Nauru	3.26 (-0.38-8.28)	5.13 (-0.69-12.63)	57.51 (46.55-81.40)	60.52 (-6.86-158.09)	78.18 (-10.12-196.07)	0.76 (0.74-0.79)
Nepal	1417.14 (-98.56-4300.57)	6716.84 (-519.61-19291.67)	373.97 (305.71-477.61)	12.91 (-0.89-39.29)	26.48 (-2.02-76.00)	2.54 (2.46-2.62)
Netherlands	9817.22 (-941.33-26899.55)	20176.66 (-2035.50-55122.77)	105.52 (91.77-125.84)	50.71 (-4.89-138.00)	62.38 (-6.38-169.82)	0.67 (0.66-0.69)
New Zealand	2162.90 (-207.01-5892.24)	5873.33 (-643.53-15756.39)	171.55 (151.77-206.37)	56.43 (-5.42-152.81)	73.84 (-8.13-198.75)	0.90 (0.87-0.94)
Nicaragua	815.19 (-80.46-2206.15)	3406.83 (-391.14-9003.38)	317.92 (284.70-383.16)	50.88 (-4.95-138.18)	66.65 (-7.64-175.91)	0.88 (0.84-0.91)
Niger	669.05 (-51.27-1930.05)	2550.96 (-190.66-7493.79)	281.28 (237.03-339.62)	21.54 (-1.62-63.80)	27.69 (-2.04-81.14)	0.80 (0.79-0.81)
Nigeria	12836.06 (-1032.21-37755.23)	45180.88 (-4030.18-125193.03)	251.98 (222.51-300.65)	27.83 (-2.21-81.46)	44.76 (-3.90-125.39)	1.52 (1.42-1.61)
Niue	1.25 (-0.13-3.30)	1.73 (-0.19-4.42)	38.44 (27.06-62.01)	59.07 (-6.06-156.26)	77.94 (-8.65-200.36)	0.88 (0.82-0.94)
North Macedonia	803.25 (-79.30-2138.56)	1684.74 (-173.28-4593.61)	109.74 (96.08-137.34)	41.54 (-4.05-111.25)	50.06 (-5.12-136.36)	0.64 (0.63-0.65)
Northern Mariana Islands	14.62 (-1.62-38.17)	48.41 (-5.89-120.81)	231.07 (203.17-288.74)	62.79 (-6.89-168.27)	79.13 (-9.30-200.44)	0.68 (0.60-0.77)
Norway	2845.12 (-241.23-8088.05)	5117.09 (-471.49-14106.03)	79.86 (71.78-95.79)	45.65 (-3.92-127.42)	55.68 (-5.16-152.58)	0.62 (0.61-0.64)
Oman	271.16 (-24.91-754.87)	1703.50 (-200.10-4273.71)	528.23 (436.04-747.66)	34.56 (-3.08-97.50)	64.59 (-7.44-164.98)	2.17 (2.12-2.21)
Pakistan	10838.33 (-884.91-31199.65)	45963.13 (-3977.31-131671.44)	324.08 (279.15-382.65)	18.08 (-1.46-52.29)	33.22 (-2.80-97.90)	2.29 (2.16-2.42)
Palau	6.41 (-0.67-16.87)	20.27 (-2.46-51.33)	216.24 (194.01-266.41)	62.08 (-6.43-164.77)	77.45 (-9.15-197.81)	0.65 (0.59-0.71)
Palestine	421.98 (-44.56-1128.89)	1730.44 (-214.73-4315.89)	310.07 (275.25-378.32)	47.38 (-4.92-127.20)	60.89 (-7.39-153.56)	0.78 (0.76-0.80)
Panama	714.39 (-63.77-1974.79)	2968.89 (-314.70-7934.28)	315.58 (278.47-385.84)	47.79 (-4.28-132.27)	67.16 (-7.13-179.64)	1.09 (1.06-1.11)
Papua New Guinea	653.67 (-56.35-1851.87)	2531.08 (-245.05-6938.27)	287.21 (257.65-331.98)	30.75 (-2.61-87.80)	40.11 (-3.73-111.39)	0.81 (0.76-0.87)
Paraguay	1101.74 (-107.26-3044.14)	3795.98 (-421.24-10158.97)	244.54 (221.25-294.14)	48.45 (-4.68-134.06)	63.13 (-6.95-169.30)	0.89 (0.87-0.90)

Peru	5697.47 (-541.75-15578.31)	21692.96 (-2363.27-58152.69)	280.75 (254.73-324.35)	45.76 (-4.31-125.96)	63.39 (-6.87-170.68)	1.08 (1.05-1.11)
Philippines	5555.88 (-405.72-16620.35)	24951.04 (-1881.59-72911.26)	349.09 (313.32-393.15)	16.78 (-1.21-51.03)	27.60 (-2.05-80.96)	1.60 (1.51-1.70)
Poland	17928.88 (-1668.40-48391.68)	34301.95 (-3582.63-92178.82)	91.32 (82.62-109.79)	41.03 (-3.83-110.90)	50.33 (-5.29-135.38)	0.67 (0.65-0.69)
Portugal	6494.46 (-596.40-18164.12)	13691.06 (-1407.54-36078.99)	110.81 (95.90-136.33)	47.07 (-4.34-131.62)	62.63 (-6.52-163.43)	0.83 (0.76-0.90)
Puerto Rico	2292.96 (-226.41-6108.45)	5016.58 (-546.27-13383.98)	118.78 (102.79-145.39)	63.69 (-6.31-169.65)	80.42 (-8.98-211.60)	0.79 (0.74-0.84)
Qatar	89.18 (-10.09-232.69)	1203.76 (-154.75-2986.09)	1249.86 (1112.50-1605.70)	52.04 (-5.60-140.26)	72.47 (-8.93-186.97)	1.03 (1.01-1.06)
Republic of Korea	12437.25 (-1119.89-35321.23)	55348.93 (-4640.22-164506.70)	345.03 (283.70-426.03)	39.32 (-3.52-111.86)	58.71 (-4.93-174.25)	1.51 (1.36-1.65)
Republic of Moldova	1945.57 (-185.45-5300.20)	3346.23 (-358.54-8865.00)	71.99 (58.60-98.51)	43.47 (-4.09-119.38)	56.97 (-6.12-150.11)	0.94 (0.92-0.97)
Romania	11260.33 (-955.76-30938.42)	17568.05 (-1706.78-47655.83)	56.02 (45.26-77.98)	39.71 (-3.36-109.58)	50.22 (-4.92-136.17)	0.78 (0.76-0.81)
Russian Federation	76961.79 (-7251.91-211642.71)	130796.75 (-13323.59-344632.60)	69.95 (59.22-94.91)	42.33 (-3.95-116.94)	55.47 (-5.68-146.27)	0.94 (0.92-0.97)
Rwanda	512.22 (-39.33-1483.40)	1877.73 (-157.86-5585.08)	266.58 (222.10-316.57)	16.98 (-1.29-50.03)	26.71 (-2.20-81.65)	1.47 (1.42-1.53)
Saint Kitts and Nevis	17.16 (-1.53-49.05)	52.04 (-5.67-135.21)	203.21 (173.70-260.77)	49.46 (-4.48-138.73)	68.31 (-7.26-179.06)	1.06 (1.03-1.09)
Saint Lucia	38.01 (-3.46-105.89)	151.18 (-15.01-419.76)	297.72 (264.10-359.11)	43.80 (-4.03-121.70)	61.37 (-6.04-170.54)	1.09 (1.06-1.12)
Saint Vincent and the Grenadines	26.45 (-2.15-77.73)	80.37 (-7.50-222.86)	203.81 (176.38-248.15)	37.95 (-3.08-111.04)	54.96 (-5.09-152.96)	1.26 (1.23-1.28)
Samoa	58.83 (-7.01-146.56)	119.68 (-15.39-300.90)	103.44 (91.53-130.78)	64.44 (-7.55-162.54)	76.89 (-9.70-194.25)	0.50 (0.45-0.56)
San Marino	18.27 (-1.64-49.83)	43.64 (-4.43-117.23)	138.82 (125.29-167.39)	54.48 (-4.93-148.01)	66.08 (-6.86-175.43)	0.61 (0.58-0.65)
Sao Tome and Principe	22.96 (-2.02-65.56)	62.54 (-6.12-170.31)	172.40 (151.12-211.78)	34.79 (-3.03-99.69)	50.28 (-4.81-139.87)	1.20 (1.18-1.22)
Saudi Arabia	2885.24 (-293.92-7701.86)	17739.35 (-2154.16-43804.17)	514.83 (436.44-704.53)	44.23 (-4.49-120.77)	69.65 (-8.25-175.77)	1.46 (1.40-1.52)
Senegal	1016.22 (-83.44-2916.14)	3402.04 (-289.61-9534.57)	234.77 (207.33-275.15)	29.66 (-2.40-85.75)	40.50 (-3.39-114.50)	0.96 (0.93-0.99)
Serbia	4795.66 (-467.58-12888.04)	8235.64 (-877.79-22029.75)	71.73 (57.78-97.88)	40.65 (-3.92-110.37)	52.89 (-5.67-141.55)	0.90 (0.88-0.91)
Seychelles	20.06 (-1.88-55.81)	66.20 (-7.70-174.93)	230.01 (195.66-302.31)	36.43 (-3.45-100.76)	51.75 (-5.87-137.53)	1.12 (1.07-1.17)
Sierra Leone	512.88 (-38.55-1540.81)	1450.69 (-116.67-4151.87)	182.85 (154.22-217.02)	24.52 (-1.83-73.88)	35.29 (-2.79-103.30)	1.14 (1.09-1.20)
Singapore	905.81 (-71.00-2631.36)	5876.21 (-470.88-16837.44)	548.72 (457.29-655.11)	37.74 (-2.93-109.44)	66.50 (-5.32-190.31)	1.78 (1.69-1.87)
Slovakia	2730.36 (-274.89-7384.77)	4952.39 (-499.21-13168.75)	81.38 (71.44-102.11)	46.03 (-4.62-124.56)	53.52 (-5.43-142.65)	0.46 (0.44-0.48)

Slovenia	1079.19 (-104.30-2935.84)	2140.66 (-214.78-5687.59)	98.36 (85.05-125.60)	43.85 (-4.23-119.22)	52.71 (-5.39-140.53)	0.62 (0.61-0.64)
Solomon Islands	61.99 (-5.22-175.17)	215.98 (-22.38-585.94)	248.40 (220.97-293.37)	38.94 (-3.25-111.10)	52.86 (-5.34-145.63)	0.94 (0.87-1.00)
Somalia	522.88 (-38.50-1451.84)	1861.66 (-143.48-5165.20)	256.04 (216.18-306.86)	17.80 (-1.29-51.75)	25.26 (-1.94-70.83)	1.16 (1.12-1.19)
South Africa	10066.71 (-923.95-27484.45)	30343.35 (-3174.26-79888.13)	201.42 (182.52-243.93)	47.36 (-4.31-130.59)	62.36 (-6.47-165.52)	0.90 (0.89-0.91)
South Sudan	354.52 (-27.80-1069.01)	856.48 (-65.04-2507.67)	141.59 (107.16-183.32)	13.34 (-1.04-40.31)	18.78 (-1.40-56.15)	1.12 (1.07-1.17)
Spain	29108.32 (-2901.55-80742.64)	60552.08 (-6314.33-163332.96)	108.02 (93.23-132.67)	54.54 (-5.45-150.74)	68.45 (-7.21-184.80)	0.64 (0.57-0.71)
Sri Lanka	2277.36 (-161.50-6696.64)	8698.18 (-651.54-25624.59)	281.94 (239.83-342.98)	19.21 (-1.35-56.59)	31.42 (-2.34-92.02)	1.61 (1.56-1.66)
Sudan	3118.83 (-261.89-8799.56)	11290.05 (-1192.96-29891.89)	262.00 (223.11-337.28)	32.17 (-2.67-91.48)	52.16 (-5.43-140.93)	1.60 (1.56-1.64)
Suriname	103.85 (-9.19-293.69)	367.00 (-34.50-999.62)	253.39 (224.68-303.19)	38.69 (-3.36-110.06)	55.59 (-5.17-152.23)	1.20 (1.18-1.21)
Sweden	5338.42 (-490.40-15425.50)	9375.08 (-917.41-26347.43)	75.62 (64.76-93.46)	38.54 (-3.65-111.04)	49.64 (-4.97-136.35)	0.76 (0.70-0.83)
Switzerland	4568.32 (-384.43-12923.63)	8870.31 (-759.91-24454.31)	94.17 (83.87-112.17)	46.25 (-3.91-130.37)	53.93 (-4.70-146.77)	0.52 (0.49-0.54)
Syrian Arab Republic	2408.11 (-239.57-6466.60)	9377.63 (-1179.31-24199.07)	289.42 (246.72-393.25)	43.54 (-4.30-118.04)	64.06 (-7.84-166.35)	1.25 (1.21-1.28)
Taiwan (Province of China)	6017.06 (-515.35-17446.13)	25633.00 (-2512.24-73337.89)	326.01 (282.09-393.17)	35.72 (-3.03-104.29)	62.39 (-6.13-177.95)	1.89 (1.85-1.93)
Tajikistan	855.99 (-78.65-2398.17)	2293.66 (-245.97-6111.68)	167.95 (148.17-204.48)	31.01 (-2.79-87.30)	36.04 (-3.72-97.33)	0.48 (0.46-0.49)
Thailand	8183.62 (-655.53-23833.08)	45842.93 (-3995.38-130751.28)	460.18 (396.66-567.62)	20.34 (-1.61-59.37)	41.57 (-3.64-118.83)	2.44 (2.36-2.52)
Timor-Leste	27.22 (-2.33-83.03)	122.83 (-8.07-375.94)	351.21 (251.06-464.21)	7.80 (-0.68-23.49)	13.66 (-0.90-42.16)	1.94 (1.86-2.02)
Togo	356.05 (-27.10-1013.54)	1741.64 (-148.13-4916.40)	389.16 (340.29-462.00)	26.36 (-1.99-75.83)	40.25 (-3.36-115.80)	1.34 (1.32-1.36)
Tokelau	0.71 (-0.07-1.88)	1.08 (-0.12-2.73)	51.31 (37.72-76.84)	53.91 (-5.37-141.80)	73.19 (-8.46-185.55)	0.97 (0.91-1.03)
Tonga	39.08 (-4.24-101.12)	68.16 (-8.68-171.84)	74.44 (62.47-100.54)	65.41 (-6.98-170.61)	81.98 (-10.33-208.12)	0.64 (0.55-0.74)
Trinidad and Tobago	440.50 (-39.27-1203.77)	1322.86 (-147.25-3505.19)	200.31 (175.06-246.23)	51.49 (-4.58-141.32)	67.75 (-7.51-179.68)	0.94 (0.92-0.96)
Tunisia	1890.37 (-180.83-5379.22)	7661.54 (-870.99-20154.94)	305.29 (265.99-385.29)	35.81 (-3.37-102.52)	55.37 (-6.23-146.02)	1.44 (1.43-1.45)
Turkmenistan	659.87 (-64.69-1777.85)	1735.18 (-188.26-4615.29)	272.74 (238.94-342.74)	33.99 (-3.29-93.44)	40.74 (-4.28-109.40)	0.60 (0.59-0.62)
Tuvalu	3.74 (-0.37-10.06)	7.69 (-0.90-19.50)	162.96 (147.60-193.64)	51.39 (-5.01-139.06)	69.88 (-8.08-177.63)	0.97 (0.93-1.02)
Türkiye	17314.65 (-1803.14-46614.56)	64538.49 (-7666.24-166167.72)	105.66 (87.51-148.18)	47.35 (-4.84-128.41)	66.37 (-7.81-170.88)	1.08 (1.06-1.09)

Uganda	1257.62 (-91.53-3838.50)	4932.15 (-392.63-14125.16)	292.18 (250.26-343.53)	18.11 (-1.32-55.56)	29.49 (-2.32-86.13)	1.64 (1.61-1.68)
Ukraine	31180.49 (-2841.72-86080.00)	40164.82 (-4198.73-106209.06)	28.81 (19.00-49.87)	43.49 (-3.90-120.17)	53.06 (-5.59-139.96)	0.70 (0.68-0.72)
United Arab Emirates	280.90 (-26.74-750.80)	5646.91 (-703.29-13808.40)	1910.27 (1631.65-2609.34)	42.55 (-3.87-118.44)	67.40 (-7.98-172.85)	1.54 (1.51-1.58)
United Kingdom	49970.25 (-4784.47-134657.20)	85642.93 (-9075.72-227898.56)	71.39 (63.69-86.33)	58.71 (-5.70-157.33)	72.52 (-7.78-191.99)	0.73 (0.64-0.81)
United Republic of Tanzania	2802.12 (-215.41-8539.46)	11035.99 (-904.55-30481.53)	293.84 (257.31-352.22)	24.31 (-1.85-73.48)	39.54 (-3.17-109.84)	1.62 (1.59-1.65)
United States of America	212545.53 (-20945.25-569481.52)	471042.37 (-52422.32-1227457.48)	121.62 (105.93-156.48)	70.46 (-7.00-187.75)	86.42 (-9.71-226.10)	0.47 (0.32-0.63)
United States Virgin Islands	58.87 (-6.53-158.75)	132.02 (-13.69-354.31)	124.25 (108.77-154.48)	64.63 (-7.05-175.28)	76.88 (-8.10-201.79)	0.56 (0.53-0.59)
Uruguay	2115.37 (-201.11-5758.92)	3674.16 (-361.92-9833.51)	73.69 (62.25-97.47)	55.42 (-5.29-150.96)	72.47 (-7.23-194.18)	0.87 (0.81-0.92)
Uzbekistan	3918.45 (-386.39-10850.32)	11763.93 (-1315.39-31271.47)	200.22 (179.88-234.59)	33.99 (-3.30-94.60)	41.95 (-4.53-112.07)	0.70 (0.69-0.72)
Vanuatu	27.75 (-2.48-75.37)	107.02 (-10.94-281.03)	285.59 (256.54-335.60)	39.09 (-3.42-107.76)	53.64 (-5.36-143.10)	1.01 (0.98-1.05)
Venezuela (Bolivarian Republic of)	5425.54 (-536.71-15006.16)	21452.69 (-2289.82-56063.77)	295.40 (264.63-359.88)	53.79 (-5.27-149.63)	68.93 (-7.30-180.75)	0.82 (0.81-0.83)
Viet Nam	3314.29 (-260.62-10259.13)	19046.42 (-1336.42-57845.54)	474.68 (381.05-578.56)	8.15 (-0.64-25.23)	17.40 (-1.21-53.04)	2.82 (2.66-2.98)
Yemen	1185.05 (-86.16-3462.16)	5929.07 (-498.51-16797.74)	400.32 (350.10-481.46)	22.38 (-1.60-66.24)	38.06 (-3.10-108.51)	1.80 (1.74-1.87)
Zambia	649.28 (-48.86-1891.26)	2943.04 (-260.27-8120.46)	353.28 (301.77-417.41)	20.79 (-1.57-61.10)	37.25 (-3.19-106.22)	1.92 (1.90-1.93)
Zimbabwe	1175.33 (-88.97-3526.78)	3284.37 (-285.25-8733.57)	179.44 (153.85-228.82)	26.85 (-2.01-80.93)	43.19 (-3.67-117.94)	1.49 (1.43-1.55)