

## Supplemental material

### **A systematic review of associations between risk factors during the first 1000 days of life and cardiometabolic outcomes later in childhood**

Marco Brandimonte-Hernández <sup>1\*</sup>, Francisco Javier Ruiz-Ojeda <sup>1,2,3,4,5\*</sup>, Sophia M Blaauwendraad <sup>6,7\*</sup>, Arwen SJ Kamphuis <sup>6,7</sup>, Eduard Flores-Ventura <sup>8</sup>, Marieke Abrahamse-Berkeveld <sup>9</sup>, Maria Carmen Collado <sup>8</sup>, Janna A van Diepen <sup>10</sup>, Patricia Iozzo MD <sup>11</sup>, Karen Knipping <sup>12</sup>, Carolien A van Loo-Bouwman <sup>13</sup>, Romy Gaillard MD, <sup>6,7#</sup>, Ángel Gil <sup>1,2,3,5#</sup>

\*These authors contributed equally

#These authors contributed equally

<sup>1</sup>Department of Biochemistry and Molecular Biology II, School of Pharmacy, University of Granada, 18071, Granada, Spain

<sup>2</sup>Institute of Nutrition and Food Technology "José Mataix", Centre of Biomedical Research, University of Granada, Avda. del Conocimiento s/n. 18016 Armilla, Granada, Spain

<sup>3</sup>Instituto de Investigación Biosanitaria ibs.GRANADA, Complejo Hospitalario Universitario de Granada, Granada 18014, Spain

<sup>4</sup>Adipocytes and metabolism Unit, Helmholtz Diabetes Center, Helmholtz Munich, Munich, Germany

<sup>5</sup>CIBEROBN (CIBER Physiopathology of Obesity and Nutrition), Instituto de Salud Carlos III, 28029 Madrid, Spain

<sup>6</sup>The Generation R Study Group Erasmus MC, University Medical Center, Rotterdam, the Netherlands

<sup>7</sup>Department of Pediatrics, Erasmus MC, University Medical Center, Rotterdam, the Netherlands

<sup>8</sup>Institute of Agrochemistry and Food Technology-National Research Council (IATA-CSIC), Valencia, Spain

<sup>9</sup>Danone Nutricia Research, 3584 CT Utrecht, The Netherlands

<sup>10</sup>Reckitt Benckiser/Mead Johnson Nutrition, 6545 CJ Nijmegen, The Netherlands

<sup>11</sup>Institute of Clinical Physiology, National Research Council (CNR), Via G. Moruzzi 1, 56124, Pisa, Italy

<sup>12</sup>Ausnutria B.V., 8025 BM Zwolle, The Netherlands

<sup>13</sup>Yili Innovation Center Europe, 6708 WH Wageningen, The Netherlands

**Text S1.** Search terms for the systematic review,

**Table S1.** Guideline on quality assessment of risk factors.

**Table S2.** Associations for each risk factor per period.

**Figure S1.** Flow chart showing selection of eligible studies

**Figure S2.** Number of positive, negative, and null associations for identified risk factors in A) preconception period, B) pregnancy and birth, and C) early infancy (<2 years).

**Figure S3.** Number of positive, negative, and null associations for birth weight (A), LBW/SGA (B), HBW/LGA (C), ethnicity (D), maternal education (E), income (F), gestational diabetes (G), pregnancy hypertension (H), and preeclampsia (I) exposures with each cardiometabolic outcome.

**Figure S4.** Risk of bias assessment of preconception risk factors in case-control studies.

**Figure S5.** Risk of bias assessment of preconception risk factors prospective studies.

**Figure S6.** Risk of bias assessment of preconception risk factors retrospective studies.

**Figure S7.** Risk of bias assessment of pregnancy and birth risk factors in case-control studies.

**Figure S8.** Risk of bias assessment of pregnancy and birth risk factors in randomized-controlled trials.

**Figure S9.** Risk of bias assessment of pregnancy and birth risk factors in prospective studies.

**Figure S10.** Risk of bias assessment of pregnancy and birth risk factors in retrospective studies.

**Figure S11.** Risk of bias assessment of early infancy risk factors in case-control studies.

**Figure S12.** Risk of bias assessment of early infancy risk factors in prospective studies.

**Figure S13.** Risk of bias assessment of early infancy risk factors in retrospective studies.

**Figure S14.** Assessment of bias in 5 domains.

**Text S1.** Search terms for the systematic review,

### **Embase**

<https://www.embase.com/#advancedSearch/default> – 10659 records

('pregnancy'/exp OR 'pregnancy' OR 'pregnant woman'/exp OR 'pregnant woman' OR 'mother'/exp OR 'mother' OR 'prenatal exposure'/exp OR 'prenatal exposure' OR 'pregnancy outcome'/exp OR 'pregnancy outcome' OR 'pregnancy disorder'/exp OR 'pregnancy disorder' OR 'pregnancy complication'/exp OR 'pregnancy complication' OR 'high-risk pregnancy'/exp OR 'adolescent pregnancy'/exp OR 'maternal smoking'/exp OR 'prenatal period'/exp OR 'prenatal period' OR 'prenatal growth'/exp OR 'prenatal growth' OR 'fetus disease'/exp OR 'fetus disease' OR 'newborn disease'/exp OR 'newborn disease' OR 'low birth weight'/exp OR 'low birth weight' OR 'umbilical cord blood'/exp OR 'umbilical cord blood' OR 'infant disease'/exp OR 'infant disease' OR 'adolescent pregnancy'/exp OR 'adolescent pregnancy' OR gravidit\*:ab,ti,kw OR gestation\*:ab,ti,kw OR pregnan\*:ab,ti,kw OR mother\*:ab,ti,kw OR prenatal\*:ab,ti,kw OR preeclamp\*:ab,ti,kw OR 'pre eclamp\*':ab,ti,kw OR (((prematu\* OR preterm\* OR live\*) NEAR/3 (labor OR birth OR labour OR delivery OR ruptur\*)):ab,ti,kw) OR birthweight\*:ab,ti,kw OR (((birth OR neonat\* OR newborn OR infant\*) NEAR/3 weight\*):ab,ti,kw) OR (((infant\* OR child\*) NEAR/3 ('breast feed\*' OR breastfeed\* OR 'milk composit\*' OR weaning)):ab,ti,kw) OR ((infant\* NEAR/3 (biomarker\* OR saliva OR fecal OR urine OR hair)):ab,ti,kw) OR postpartum:ab,ti,kw OR 'post partum':ab,ti,kw OR puerperium:ab,ti,kw OR (((fetal OR foetus OR fetus OR newborn OR neonat\* OR infant\* OR intrauterin\* OR 'intra uterin\*') NEAR/3 (diseas\* OR abnormal\* OR growth\* OR infect\*)):ab,ti,kw) OR ((gestational NEAR/3 (diabet\* OR hypertens\* OR weight\*)):ab,ti,kw) OR ((placenta\* NEAR/3 abruption):ab,ti,kw) OR (((('small for date' OR 'small for gestational age' OR 'large for date' OR 'large for gestational age') NEAR/3 infant\*):ab,ti,kw) OR preconcept\*:ab,ti,kw OR maternal\*:ab,ti,kw OR paternal\*:ab,ti,kw OR father\*:ab,ti,kw OR parent\*:ab,ti,kw OR 'cord blood\*':ab,ti,kw OR 'fetal blood\*':ab,ti,kw OR lifestyle\*:ab,ti,kw OR sociodemographic\*:ab,ti,kw) **AND** ('follow up'/exp OR 'follow up' OR 'longitudinal study'/exp OR 'longitudinal study' OR 'prospective study'/exp OR 'prospective study' OR 'retrospective study'/exp OR 'retrospective study' OR 'cohort analysis'/exp OR 'cohort analysis' OR 'prediction'/exp OR 'prediction' OR followup\*:ab,ti,kw OR 'follow up\*':ab,ti,kw OR longitudinal\*:ab,ti,kw OR prospective\*:ab,ti,kw OR retrospective\*:ab,ti,kw OR cohort\*:ab,ti,kw OR predict\*:ab,ti,kw) **AND** (((obes\* OR hypertension\* OR diabetes\* OR diabetic\* OR bmi OR 'body mass\*' OR 'waist circum\*' OR 'fat distribut\*' OR dyslipidemia\* OR lipidemia OR lipoedema OR 'glucos\* intoleranc\*' OR 'glucos\* toleranc\*' OR overweight\* OR overnutrition\*) NEAR/6 (child\* OR progeny OR offspring\*)):ab,ti,kw) OR (((metabolic\* OR cardiometabolic\* OR 'insulin resist\*' OR dysmetabolic\* OR metabolism\*) NEAR/2 (syndrom\* OR diseas\* OR outcome\* OR disorder\*) NEAR/9 (child\* OR progeny OR offspring\*)):ab,ti,kw) OR (((increas\* OR elevat\* OR high\*) NEAR/2 (bloodpress\* OR 'blood press\*') NEAR/9 (child\* OR progeny OR offspring\*)):ab,ti,kw)) **NOT** (('animal'/exp OR animal OR animal\*:de OR 'nonhuman'/exp OR nonhuman) NOT ('human'/exp OR 'human')) **AND** [english]/lim NOT ([conference abstract]/lim OR [preprint]/lim) NOT ('case report'/exp OR 'case report' OR 'case report\*':ti)

### **Medline**

<https://ovidsp.dc1.ovid.com/ovid-b/ovidweb.cgi> – 11364 results.

(exp Pregnancy/ OR Pregnant Women/ OR exp Parents/ OR exp Pregnancy Complications/ OR Pregnancy Outcome/ OR exp Infant, Newborn, Diseases/ OR exp Infant, Low Birth Weight/ OR Fetal Blood/ OR exp Pregnancy, High-Risk/ OR exp Pregnancy in Adolescence/ OR exp Biomarkers/ OR exp Cardiometabolic Risk Factors/ OR exp sociodemographic factors/ OR exp maternal exposure/ OR exp Feeding Behavior/ OR exp Infant, Newborn, Disease/ OR (gravidit\* OR gestation\* OR pregnan\* OR prenatal\* OR maternal\* OR preeclamp\* OR pre-eclamp\* OR ((premat\* OR preterm\* OR live\*) ADJ3 (labor OR birth OR labour OR delivery OR ruptur\*)) OR birthweight\* OR ((birth OR neonat\* OR newborn OR infant\*) ADJ3 (weight\*)) OR ((infant\* OR child\*) ADJ3 (breast-feed\* OR breastfeed\* OR milk-composit\* OR weaning)) OR ((infant\*) ADJ3 (biomarker\* OR saliva OR fecal OR urine OR hair)) OR postpartum OR post-partum OR puerperium OR ((fetal OR foetus OR fetus OR newborn OR neonat\* OR infant\* OR intrauterin\* OR intra-uterin\*) ADJ3 (diseas\* OR abnormal\* OR growth\* OR infect\*)) OR ((gestational) ADJ3 (diabet\* OR hypertens\* OR weight\*)) OR ((placenta\*) ADJ3 (abruption)) OR ((small-for-date OR small-for-gestational-age OR large-for-date OR large-for-gestational-age) ADJ3 (infant\*)) OR preconcept\* OR maternal\* OR paternal\* OR father\* OR parent\* OR cord-blood\* OR fetal-blood\* OR lifestyle\* OR sociodemographic\*).ab,ti,kf.) AND (exp Cohort Studies/ OR (followup\* OR follow-up\* OR longitudinal\* OR prospective\* OR retrospective\* OR cohort\* OR predict\*).ab,ti,kf.) AND (exp Pediatric Obesity/ OR (((obes\* OR hypertension\* OR diabetes\* OR diabetic\* OR BMI OR body-mass\* OR waist-circum\* OR fat-distribut\* OR dyslipidemia\* OR lipidemia OR lipoedema OR glucos\*-intoleranc\* OR glucos\*-toleranc\* OR overweight\* OR overnutrition\*) ADJ6 (child\* OR progeny OR offspring\*)) OR ((metabolic\* OR cardiometabolic\* OR insulin-resist\* OR dysmetabolic\* OR metabolism\*) ADJ2 (syndrom\* OR diseas\* OR outcome\* OR disorder\*) ADJ9 (child\* OR progeny OR offspring\*)) OR ((increas\* OR elevat\* OR high\*) ADJ2 (bloodpress\* OR blood-press\*) ADJ9 (child\* OR progeny OR offspring\*))).ab,ti,kf.) NOT (exp animals/ NOT humans/) AND (english).lg NOT (news OR congres\* OR abstract\* OR book\* OR chapter\* OR dissertation abstract\*).pt. NOT (Case Reports/ OR case-report\*.ti.)

## Web of Science

<https://www.webofscience.com/wos/woscc/advanced-search> - 10034 records

TS=(((gravidit\* OR gestation\* OR pregnan\* OR mother\* OR prenatal\* OR preeclamp\* OR pre-eclamp\* OR ((premat\* OR preterm\* OR live\*) NEAR/2 (labor OR birth OR labour OR delivery OR ruptur\*)) OR birthweight\* OR ((birth OR neonat\* OR newborn OR infant\*) NEAR/2 (weight\*)) OR ((infant\* OR child\*) NEAR/2 (breast-feed\* OR breastfeed\* OR milk-composit\* OR weaning)) OR ((infant\*) NEAR/2 (biomarker\* OR saliva OR fecal OR urine OR hair)) OR postpartum OR post-partum OR puerperium OR ((fetal OR foetus OR fetus OR newborn OR neonat\* OR infant\* OR intrauterin\* OR intra-uterin\*) NEAR/2 (diseas\* OR abnormal\* OR growth\* OR infect\*)) OR ((gestational) NEAR/2 (diabet\* OR hypertens\* OR weight\*)) OR ((placenta\*) NEAR/2 (abruption)) OR ((small-for-date OR small-for-gestational-age OR large-for-date OR large-for-gestational-age) NEAR/2 (infant\*)) OR preconcept\* OR maternal\* OR paternal\* OR father\* OR parent\* OR cord-blood\* OR fetal-blood\* OR lifestyle\* OR

sociodemographic\*)) AND ((followup\* OR follow-up\* OR longitudinal\* OR prospective\* OR retrospective\* OR cohort\* OR predict\*)) AND (((obes\* OR hypertension\* OR diabetes\* OR diabetic\* OR BMI OR body-mass\* OR waist-circum\* OR fat-distribut\* OR dyslipidemia\* OR lipidemia OR lipoedema OR glucos\*-intoleranc\* OR glucos\*-toleranc\* OR overweight\* OR overnutrition\* ) NEAR/5 (child\* OR progeny OR offspring\*)) OR ((metabolic\* OR cardiometabolic\* OR insulin-resist\* OR dysmetabolic\* OR metabolism\*) NEAR/2 (syndrom\* OR diseas\* OR outcome\* OR disorder\*) NEAR/9 (child\* OR progeny OR offspring\*)) OR ((increas\* OR elevat\* OR high\*) NEAR/2 (bloodpress\* OR blood-press\*) NEAR/9 (child\* OR progeny OR offspring\*)) NOT ((animal\* OR rat OR rats OR mouse OR mice OR murine OR dog OR dogs OR canine OR cat OR cats OR feline OR rabbit OR cow OR cows OR bovine OR rodent\* OR sheep OR ovine OR pig OR swine OR porcine OR veterinar\* OR chick\* OR zebrafish\* OR baboon\* OR nonhuman\* OR primate\* OR cattle\* OR goose OR geese OR duck OR macaque\* OR avian\* OR bird\* OR fish\*) NOT (human\* OR patient\* OR women OR woman OR men OR man))) AND LA=(English) AND DT=(Article OR Review OR Letter OR Early Access)

## Scopus

### [Scopus - Advanced search](#) – 1631 records

( TITLE-ABS-KEY ( ( gravidit\* OR gestation\* OR pregnan\* OR mother\* OR prenatal\* OR preeclamp\* OR pre-eclamp\* OR ( ( prematur\* OR preterm\* OR live\* ) PRE/3 ( labor OR birth OR labour OR delivery OR ruptur\* ) ) OR birthweight\* OR ( ( birth OR neonat\* OR newborn OR infant\* ) PRE/3 ( weight ) ) OR ( ( infant\* OR child\* ) PRE/3 ( breast-feed\* OR breastfeed\* OR milk-composit\* OR weaning ) ) OR ( ( infant\* ) PRE/3 ( biomarker\* OR saliva OR fecal OR urine OR hair ) ) OR postpartum OR postpartum OR puerperium OR ( ( fetal OR foetus OR fetus OR newborn OR neonat\* OR infant\* OR intrauterin\* OR intra-uterin\* ) PRE/3 ( diseas\* OR abnormal\* OR growth\* OR infect\* ) ) OR ( ( gestational ) PRE/3 ( diabet\* OR hypertens\* OR weight\* ) ) OR ( ( placenta\* ) PRE/3 ( abruption ) ) OR ( ( small-for-date OR small-for-gestational-age OR large-for-date OR large-for-gestational-age ) PRE/3 ( infant\* ) ) OR preconcept\* OR maternal\* OR paternal\* OR father\* OR parent\* OR cord-blood\* OR fetal-blood\* OR lifestyle\* OR sociodemographic\* ) ) AND ( TITLE-ABS-KEY ( "follow up" OR "longitudinal AND study" OR "prospective AND study" OR "retrospective AND study" OR "cohort AND analysis" OR "prediction" OR ( followup\* OR follow-up\* OR longitudinal\* OR prospective\* OR retrospective\* OR cohort\* OR predict\* ) ) ) AND ( TITLE-ABS-KEY ( ( ( obes\* OR hypertension\* OR diabetes\* OR diabetic\* OR bmi OR body-mass\* OR waist-circum\* OR fat-distribut\* OR dyslipidemia\* OR lipidemia OR lipoedema OR glucos\*-intoleranc\* OR glucos\*-toleranc\* OR overweight\* OR overnutrition\*) PRE/6 ( child\* OR progeny OR offspring\* ) ) OR ( metabolic\* OR cardiometabolic\* OR insulin-resist\* OR dymetabolic\* OR metabolism\* ) PRE/2 ( syndrom\* OR diseas\* OR outcome\* OR disorder\* ) PRE/9 ( child\* OR progeny OR offspring\* ) ) OR ( ( increas\* OR elevat\* OR high\* ) PRE/2 ( bloodpress\* OR blood-press\* ) PRE/9 ( child\* OR progeny OR offspring\* ) ) ) AND NOT ( ( INDEXTERMS ( animals OR animal ) ) AND NOT ( INDEXTERMS ( humans OR human ) ) ) AND ( LIMIT-TO ( LANGUAGE,"English" ) ) AND ( EXCLUDE ( DOCTYPE,"cp" ) OR EXCLUDE ( DOCTYPE,"ch" ) OR EXCLUDE ( DOCTYPE,"le" ) )

## Cochrane

<https://www.cochranelibrary.com/advanced-search/search-manager> - 1896 records

((gravidit\* OR gestation\* OR pregnan\* OR mother\* OR prenatal\* OR preeclamp\* OR pre NEXT/1 eclamp\* OR ((prematu\* OR preterm\* OR live\*) NEAR/3 (labor OR birth OR labour OR delivery OR ruptur\*)) OR birthweight\* OR ((birth OR neonat\* OR newborn OR infant\*) NEAR/3 (weight\*)) OR ((infant\* OR child\*) NEAR/3 (breast NEXT/1 feed\* OR breastfeed\* OR milk NEXT/1 composit\* OR weaning)) OR ((infant\*) NEAR/3 (biomarker\* OR saliva OR fecal OR urine OR hair)) OR postpartum OR post NEXT/1 partum OR puerperium OR ((fetal OR foetus OR fetus OR newborn OR neonat\* OR infant\* OR intrauterin\* OR intra NEXT/1 uterin\*) NEAR/3 (diseas\* OR abnormal\* OR growth\* OR infect\*)) OR ((gestational) NEAR/3 (diabet\* OR hypertens\* OR weight\*)) OR ((placenta\*) NEAR/3 (abruption)) OR ((small NEXT/1 for NEXT/1 date OR small NEXT/1 for NEXT/1 gestational NEXT/1 age OR large NEXT/1 for NEXT/1 date OR large NEXT/1 for NEXT/1 gestational NEXT/1 age) NEAR/3 (infant\*)) OR preconcept\* OR maternal\* OR paternal\* OR father\* OR parent\* OR cord NEXT/1 blood\* OR fetal NEXT/1 blood\* OR lifestyle\* OR sociodemographic\*):ab,ti,kw) AND ((followup\* OR follow NEXT/1 up\* OR longitudinal\* OR prospective\* OR retrospective\* OR cohort\* OR predict\*):ab,ti,kw) AND (((obes\* OR hypertension\* OR diabetes\* OR diabetic\* OR BMI OR body NEXT/1 mass\* OR waist NEXT/1 circum\* OR fat NEXT/1 distribut\* OR dyslipidemia\* OR lipidemia OR lipoedema OR glucos\* NEXT/1 intoleranc\* OR glucos\* NEXT/1 toleranc\* OR overweight\* OR overnutrition\*) NEAR/6 (child\* OR progeny OR offspring\*)) OR ((metabolic\* OR cardiometabolic\* OR insulin NEXT/1 resist\* OR dysmetabolic\* OR metabolism\*) NEAR/2 (syndrom\* OR diseas\* OR outcome\* OR disorder\*) NEAR/9 (child\* OR progeny OR offspring\*)) OR ((increas\* OR elevat\* OR high\*) NEAR/2 (bloodpress\* OR blood NEXT/1 press\*) NEAR/9 (child\* OR progeny OR offspring\*)):ab,ti,kw)

**Table S1.** Criteria template for quality assessment of the risk factors.

	Methodological aspects (excluding study design)		Reflect/mark the study objective	Modifiable		Prediction
Levels	Reproducibility, accuracy, standardization, stability (quality of the sample) and technical variation	Biological variation	A change in the marker is linked with a change in the endpoint in one or more target population(s)	Theoretically modifiable	Intervention studies	
Proven (+++)	Marker is highly reproducible (intra class correlation coefficient >0.9) and accurate (less than 1% deviation from 'correct' value), assay is highly standardized, sample is stable or can easily be made stable	Minimal variation and relevant effects highly superior to variation: effects likely to be observed between groups of tens of individuals	Generally accepted marker (marker changes consistently linked with a change in the endpoint)	The risk factor is modifiable on an individual level and implementation of modifications in daily life is easy	A systematic review on intervention on this risk factor has been conducted and shows a positive effect of modification on the outcome	>80% of high quality papers report an association in the same direction and at least 5 publications
Strong (++)	Marker is reproducible and accurate enough to detect biological meaningful changes, assay is standardized, sample is stable or can be made stable	High variation explainable (for example, circadian cycle, age, sex, BMI, ethnicity and genotype) and possible to correct it and relevant effects reproducibly superior to variation: effects likely to be observed between groups of fifties to hundreds of individuals	Described as a cause- and effect relationship, but not (yet) generally accepted as a marker, due to a lack of (specific) studies	The risk factor is modifiable on an individual level and implementation of modifications in daily life is complicated	Multiple intervention studies have been conducted showing a potential positive effect of modification on the outcome	>65% of high quality papers report an association in the same direction and at least 5 publications
Medium (+)	Marker is reproducible and accurate enough for specific applications, assay is somewhat standardized and needs to be extensively processed or analyzed fast	High variation explainable (for example, circadian cycle, age, sex, BMI, ethnicity and genotype) and possible to correct it and relevant effects reproducibly close to variation: effects may be observed between groups of fifties to hundreds of individuals	Body of evidence suggesting correlation, but cause and effect not established	Modification of the risk factor is not possible on an individual and requires political, governmental, or medical interventions	There is some evidence of potential effect of intervention on the outcome, but literature is controversial	>50% of high quality report an association in the same direction or less than 5 publications
Low (0)	Reproducibility and accuracy of the marker, standardization of the assay and stability of the sample are either poor or not properly documented	High and unexplained variation in a short time span and relevant effects likely to be observed between groups of thousands of individuals	Plausible hypothesis, in use as an exploratory marker, but no substantial body of evidence yet.	The risk factor is not modifiable	No intervention studies have been conducted, or no potential effect of modification has been found	No consistent effect

Adapted from Calder et al. 2017 (Nutrition Research Reviews).

**Table S2.** Associations for each risk factor per period.

Author	Year	Country	Exposure (sub)	Cardiometabolic outcome	Association
<b>Preconception</b>					
<b>Physical</b>					
<i>Maternal pre-pregnancy weight/BMI continuous</i>					
*Barros	1999	Brazil	Maternal pre-pregnancy BMI	Hypertension	Positive
*Brunton	2021	UK	Maternal pre-pregnancy BMI	Hypertension	Positive
*Gaillard	2014	Netherlands	Maternal pre-pregnancy BMI	Metabolic syndrome	Positive
*Gaillard	2015	Netherlands	Maternal pre-pregnancy BMI	Metabolic syndrome	Positive
*Yang	20216	China	Pre-pregnancy BMI	Dyslipidemia	Positive
<i>Paternal pre-pregnancy overweight/obesity</i>					
*Gaillard	2014	Netherlands	Paternal pre-pregnancy BMI	Metabolic syndrome	Positive
<b>Other</b>					
*Halipchuk	2018	Canada	Pre-gestational diabetes	Type diabetes 2	Positive
*Monasso	2021	Netherlands	Concentrations of plasma folate, serum vitamin B-12, plasma homocysteine	Metabolic syndrome	Negative
<b>Pregnancy and birth</b>					
<b>Birth anthropometrics</b>					
<i>Birth weight continuous</i>					
*Adair	2003	The Philippines	Birth weight	Hypertension	Negative
*Barros	1999	Brazil	Birth weight ( $\geq 2500$ g)	Hypertension	None
*Barros	1999	Brazil	Birth weight/gestational age < 10th percentile	Hypertension	Positive
*Bowers	2011	China	Birth weight	Hypertension	Positive
*de Sousa	2013	Brazil	Birth weight	Hypertension	None
*Dong	2017	China	Birth weight	Hypertension	None



*Garcia	2014	Chile	Birth weight	Metabolic syndrome	None
*Halipchuk	2018	Canada	Birth weight	Type diabetes 2	Positive
*Hemachandra	2008	USA	Birth weight	Hypertension	Positive
*Hirschler	2008	Argentina	Birth weight	Metabolic Syndrome	None
*Kuciene	2022	Lithuania	Birth weight	Hypertension	Positive
*Liang	2020	China	Birth weight	Hypertension	Negative
*Longo-Mbenza	1999	Democratic Republic of Congo	Birth weight	Hypertension	None
*Mardones	2012	Chile	Birth weight	Metabolic syndrome	Positive
*Mardones	2014	Chile	Birth weight	Metabolic syndrome	Positive
Pereira	2010	Brazil	Birth weight	Hypertension	Negative
*Shankaran	2006	USA	Birth weight	Hypertension	Positive
*Sun	2018	USA	Birth weight	Dyslipidemia; Glucose intolerance; Hypertension	Positive
*Vandyousefi	2019	USA	Birth weight	Glucose intolerance; Metabolic syndrome	None
*Yang	2021	China	Birth weight	Dyslipidemia	Positive
*Zarrati	2013	Iran	Birth weight	Hypertension	None
*Zhou	2019	China	Birth weight	Metabolic syndrome	Positive
<b><i>Birth length continuous</i></b>					
*Adair	2003	The Philippines	Birth length	Hypertension	Negative
*Bowers	2011	China	Birth length	Hypertension	Positive

*Kuciene	2022	Lithuania	Birth length	Hypertension	Positive
*Mardones	2012	Chile	Birth length	Metabolic syndrome	Positive
*Mardones	2014	Chile	Birth length	Metabolic syndrome	Positive
<b><i>Low birth weight/small-for-gestational age</i></b>					
*Barros	1999	Brazil	Low birth weight (< 2500 g)	Hypertension	None
*Bowers	2011	China	Low birth weight (< 2500 g)	Hypertension	Positive
*de Sousa	2013	Brazil	Low birth weight (< 2500 g)	Hypertension; Metabolic syndrome	None
*Hemachandra	2008	USA	Small for gestational age	Hypertension	None
*Hirschler	2008	Argentina	Low birth weight ( $\leq$ 2500 g)	Metabolic Syndrome	None
*Longo-Mbenza	1999	Democratic Republic of Congo	Low birth weight (< 2500 g)	Hypertension	Positive
*Liang	2020	China	Low birth weight (< 3000 g)	Hypertension	Positive
*Martens	2016	Canada	Small for gestational age	Type 2 diabetes	Positive
*Pettitt	1998	USA	Low birth weight ( $\leq$ 2500 g)	Type 2 diabetes	Positive
*Shankaran	2006	USA	Intrauterine growth restriction	Hypertension	Positive
*Wei	2003	Taiwan	Low birth weight (< 2500 g)	Type 2 diabetes	Positive
*Wu	2019	China	Low birth weight (< 2500 g)	Glucose intolerance	Positive
*Young	2002	Canada	Low birth weight (< 2500 g)	Type 2 diabetes	None
*Zarrati	2013	Iran	Low birth weight (<2500 g)	Hypertension	Positive
*Zhou	2019	China	Low birth weight (<2500 g)	Metabolic syndrome	Positive
<b><i>High birth weight/large-for-gestational age</i></b>					
*Boney	2005	USA	Large for gestational age	Dyslipidemia; Glucose intolerance;	Positive

				Hypertension; Metabolic syndrome	
*Bowers	2011	China	High birth weight (> 4000 g)	Hypertension	Positive
*de Sousa	2013	Brazil	High birth weight (> 4000 g)	Hypertension; Metabolic syndrome	Positive
*Dong	2017	China	High birth weight (> 4000 g)	Hypertension	None
*Halipchuk	2018	Canada	Large for gestational age	Type diabetes 2	Positive
*Hemachandra	2008	USA	Large for gestational age	Hypertension	None
*Hirschler	2008	Argentina	High birth weight ( $\geq$ 4000g)	Metabolic Syndrome	Positive
*Kuciene	2022	Lithuania	High birth weight (> 4000 g)	Hypertension	Positive
*Kuciene	2022	Lithuania	Large for gestational age	Hypertension	Positive
*Pettitt	1998	USA	High birth weight ( $\geq$ 4500 g)	Type 2 diabetes	Positive
*Wei	2003	Taiwan	High birth weight (>4000 g)	Type 2 diabetes	Positive
*Wu	2019	China	High birth weight	Glucose intolerance	Positive
*Young	2002	Canada	High birth weight (>4000 g)	Type 2 diabetes	None
*Zarrati	2013	Iran	High birth weight (>4000 g)	Hypertension	None
*Zhou	2019	China	High birth weight (>4000 g)	Metabolic syndrome	Positive
<b><i>Gestational age at birth continuous</i></b>					
*Barros	1999	Brazil	Gestational age < 37 wks; > 37wks	Hypertension	None
*Garcia	2014	Chile	Gestational age at birth	Metabolic syndrome	Positive
*Kuciene	2022	Lithuania	Gestational age	Hypertension	Negative
*Mardones	2012	Chile	Gestational age ( $\leq$ 37 weeks)	Metabolic syndrome	Positive
*Mardones	2014	Chile	Gestational age ( $\leq$ 37 weeks)	Metabolic syndrome	Positive
*Vashishta	2017	USA	Gestational age	Hypertension	Positive
*Yang	2021	China	Gestational age at birth	Dyslipidemia	Positive

*Zhou	2019	China	Gestational age	Metabolic syndrome	Positive
<b><i>Preterm birth</i></b>					
*Alves	2016	Brazil	Preterm birth	Hypertension; Dyslipidemia	None
*Barros	1999	Brazil	Preterm	Hypertension	None
*Chen	2019	USA	Preterm	Hypertension	Positive
*Garcia	2014	Chile	Very preterm birth (< 32 weeks)	Metabolic syndrome	Positive
*Halipchuk	2018	Canada	Preterm	Type diabetes 2	Positive
*Vashishta	2017	USA	Preterm (<30 weeks)	Hypertension	Positive
*Vohr	2010	USA	Preterm (> 600 g <1250g)	Hypertension	Positive
<b><i>Mode of Delivery (CS)</i></b>					
*Brunton	2021	UK	Mode of delivery (CS)	Hypertension	Positive
*Halipchuk	2018	Canada	Mode of delivery (CS)	Type diabetes 2	Positive
*Zhou	2019	China	Mode of delivery (CS)	Metabolic syndrome	Positive
<b><i>Pregnancy complications</i></b>					
<b><i>Gestational diabetes</i></b>					
*Boney	2005	USA	Gestational diabetes	Dyslipidemia; Glucose intolerance; Hypertension; Metabolic syndrome	Positive
Chandler-Laney	2012	USA	Gestational diabetes	Glucose intolerance	Positive
*Chen	2019	USA	Gestational diabetes	Hypertension	Positive
*Folić	2015	Serbia	Gestational diabetes	Metabolic syndrome	Positive
*Halipchuk	2018	Canada	Gestational diabetes	Type diabetes 2	Positive
Järvelin	2009	Finland	Gestational diabetes	Dyslipidemia; Glucose	Positive

				intolerance; Hypertension; Metabolic Syndrome	
*Kuciene	2022	Lithuania	Gestational diabetes	Hypertension	Positive
*Leybovitz- Haleluya	2018	Israel	Gestational diabetes	Metabolic syndrome	Positive
Lowe	2019	USA	Gestational diabetes	Glucose intolerance	Positive
Lu	2019	China	Gestational diabetes	Hypertension	Positive
*Pettitt	1998	USA	Gestational diabetes	Type 2 diabetes	Positive
Silverman	1995	USA	Gestational diabetes	Glucose intolerance; Type 2 diabetes	Positive
*Tam	2008	China	Gestational diabetes	Glucose intolerance; Type 2 diabetes	Positive
*Tam	2017	China	Gestational diabetes	Glucose intolerance; Hypertension	Positive
*Vandyousefi	2019	USA	Gestational diabetes	Glucose intolerance; Metabolic syndrome	Positive
*Yang	2021	China	Gestational diabetes	Dyslipidemia	Positive
*Young	2002	Canada	Gestational diabetes	Type 2 diabetes	Positive
<b><i>Pregnancy hypertension</i></b>					
*Brunton	2021	UK	Pregnancy hypertension	Hypertension	Positive
*Kuciene	2022	Lithuania	Pregnancy hypertension	Hypertension	Positive
*Leybovitz- Haleluya	2018	Israel	Pregnancy hypertension	Metabolic syndrome	None
*Liang	2020	China	Pregnancy hypertension	Hypertension	Positive
*Yang	2021	China	Pregnancy hypertension	Dyslipidemia	Positive

<b><i>Pre-eclampsia</i></b>					
*Brunton	2021	UK	Pre-eclampsia	Hypertension	Positive
*Chen	2019	USA	Pre-eclampsia	Hypertension	Positive
Davidesko	2021	Israel	Pre-eclampsia	Dyslipidemia; Type 2 diabetes	None
*Halipchuk	2018	Canada	Pre-eclampsia	Type diabetes 2	Positive
Hoodboy	2021	Pakistan	Pre-eclampsia	Hypertension	Positive
*Leybovitz-Haleluya	2018	Israel	Pre-eclampsia	Metabolic syndrome	None
*Vohr	2010	USA	Pre-eclampsia	Hypertension	Positive
<b><i>Other</i></b>					
Boerstra	2022	South Africa	Hyperglycemia	Hypertension	None
Pettit	1991	USA	Hyperglycemia	Glucose intolerance; Type 2 diabetes	Positive
*Pettitt	1998	USA	Hyperglycemia	Type 2 diabetes	Positive
Scholtens	2019	USA, Canada, Israel, UK, China	Hyperglycemia	Glucose intolerance	Positive
Tam	2010	China	Hyperinsulinemia	Metabolic syndrome	Positive
<b>Cord blood biomarkers</b>					
Martens	2022	Canada	Telemere length	Hypertension	Positive
Monasso	2021	Netherlands	Concentrations of plasma folate, serum vitamin B-12, plasma homocysteine	Metabolic syndrome	Negative
*Ni	2021	USA	Plasma folate concentrations	Hypertension	None
*Tam	2008	China	Umbilical insulin level	Glucose intolerance; Type 2 diabetes	Positive
<b>Sociodemographic</b>					
<b><i>Maternal age</i></b>					
*Chen	2019	USA	Maternal age	Hypertension	Positive

*Leybovitz-Haleluya	2018	Israel	Age	Metabolic syndrome	None
*Yang	2021	China	Age	Dyslipidemia	Positive
*Zhou	2019	China	Age	Metabolic syndrome	Positive
<b><i>Maternal education</i></b>					
*Barros	1999	Brazil	Education (Low)	Hypertension	Positive
*Bowers	2011	China	Education (High)	Hypertension	Positive
*Brunton	2021	UK	Education (Low)	Hypertension	Positive
*Chen	2019	USA	Education (Low)	Hypertension	Positive
*Iguacel	2018	Belgium, Cyprus, Estonia, Germany, Hungary, Italy, Spain and Sweden	Education (medium and low)	Metabolic syndrome	Positive
*Liang	2020	China	Education	Hypertension	Positive
*Shankaran	2006	USA	Education	Hypertension	Positive
*Yang	2021	China	Education	Dyslipidemia	None
*Zhou	2019	China	Education	Metabolic syndrome	Positive
<b><i>Paternal education</i></b>					
*Bowers	2011	China	Paternal education (High)	Hypertension	Positive
*Iguacel	2018	Belgium, Cyprus, Estonia, Germany, Hungary, Italy, Spain and Sweden	Education (medium-low)	Metabolic syndrome	Positive
*Liang	2020	China	Education	Hypertension	Positive
*Shankaran	2006	USA	Education	Hypertension	None

<b><i>Income</i></b>					
*Barros	1999	Brazil	Income (Low)	Hypertension	Positive
*Bowers	2011	China	Income (High)	Hypertension	Positive
*Halipchuk	2018	Canada	Income (Low)	Type diabetes 2	Positive
*Iguacel	2018	Belgium, Cyprus, Estonia, Germany, Hungary, Italy, Spain and Sweden	Income (Low)	Metabolic syndrome	Positive
*Liang	2020	China	Income (low)	Hypertension	Positive
*Liang	2020	China	Income (High)	Hypertension	Negative
*Martens	2016	Canada	Income	Type 2 diabetes	None
<b><i>Parental social economic status</i></b>					
*Chen	2019	USA	Socio economic status (Low)	Hypertension	Positive
*Iguacel	2018	Belgium, Cyprus, Estonia, Germany, Hungary, Italy, Spain and Sweden	Socio economic status (low)	Metabolic syndrome	Positive
*Wei	2003	Taiwan	Socioeconomic status	Type 2 diabetes	None
<b><i>Ethnicity</i></b>					
*Barros	1999	Brazil	Ethnicity (Black race)	Hypertension	Positive
*Chen	2019	USA	Ethnicity (White race)	Hypertension	Negative
*Hemachandra	2008	USA	Ethnicity (White race)	Hypertension	Positive
*Ni	2021	USA	Ethnicity	Hypertension	None
*Shankaran	2006	USA	Ethnicity (Black Americans > White Americans)	Hypertension	None
*Sun	2018	USA	Ethnicity	Dyslipidemia; Glucose	Positive



				intolerance; Hypertension	
*Vohr	2010	USA	Ethnicity	Hypertension	Positive
*Zhou	2019	China	Ethnicity	Metabolic syndrome	Positive
<b><i>Parity</i></b>					
*Martens	2016	Canada	Parity	Type 2 diabetes	None

<b>Employment</b>					
*Bowers	2011	China	Employment	Hypertension	Positive
*Iguacel	2018	Belgium, Cyprus, Estonia, Germany, Hungary, Italy, Spain and Sweden	Unemployed	Metabolic syndrome	
*Liang	2020	China	Employment	Hypertension	
<b>Marital status</b>					
*Chen	2019	USA	Marital status	Hypertension	Positive
<b>Other</b>					
*Iguacel	2018	Belgium, Cyprus, Estonia, Germany, Hungary, Italy, Spain and Sweden	Screen time	Metabolic syndrome	Positive
*Iguacel	2018	Belgium, Cyprus, Estonia, Germany, Hungary, Italy, Spain and Sweden	Social network parents	Metabolic syndrome	Positive
*Iguacel	2018	Belgium, Cyprus, Estonia, Germany, Hungary, Italy,	Non-traditional family	Metabolic syndrome	Positive

		Spain and Sweden			
*Liang	2020	China	Living with grandparents	Hypertension	Positive
*Liang	2020	China	Medical insurance	Hypertension	Negative
<b>Lifestyle</b>					
<i>Maternal smoking</i>					
*Ni	2021	USA	Smoking	Hypertension	None
*Shankaran	2006	USA	Smoking	Hypertension	None
*Shankaran	2010	USA	Smoking	Hypertension	Positive
*Xu	2020	China	Smoking	Hypertension	Positive
*Yang	2021	China	Smoking	Dyslipidemia	Positive
<i>Maternal alcohol</i>					
*Shankaran	2006	USA	Alcohol	Hypertension	None
*Shankaran	2010	USA	Alcohol consumption	Hypertension	Positive
<i>Maternal drugs</i>					
*Chen	2019	USA	Drugs use: aspirin	Hypertension	Negative
*Shankaran	2006	USA	Drugs use: cocaine, marijuana, other	Hypertension	Positive
*Shankaran	2010	USA	Drugs use: cocaine, other	Hypertension	Positive
<i>Diet</i>					
*Iguacel	2018	Belgium, Cyprus, Estonia, Germany, Hungary, Italy, Spain and Sweden	Diet: lower fruit and vegetables intake	Metabolic syndrome	None
*Liang	2020	China	Diet: cereals and potatoes	Hypertension	Negative
*Liang	2020	China	Diet: Pickle intake	Hypertension	Positive
Mispireta	2017	Perú	Diet: maternal zinc supplementation	Glucose intolerance; Hypertension	None
*Ni	2021	USA	Diet	Hypertension	None

Stewart	2009	Nepal	Diet: micronutrient supplementation	Dyslipidemia; Glucose intolerance; Hypertension; Metabolic syndrome	Positive
*Zhou	2019	China	Diet	Metabolic syndrome	Positive
<b><i>Physical activity</i></b>					
*Iguacel	2018	Belgium, Cyprus, Estonia, Germany, Hungary, Italy, Spain and Sweden	Physical activity (Low)	Metabolic syndrome	None
*Liang	2020	China	Physical activity (Low)	Hypertension	Positive
*Liang	2020	China	Physical activity	Hypertension	Negative
<b>Physical</b>					
<b><i>Anthropometrics</i></b>					
*Shankaran	2010	USA	Maternal weight	Hypertension	Positive
<b><i>Parental BMI or overweight/obesity</i></b>					
*Barros	1999	Brazil	Maternal BMI (High)	Hypertension	Positive
*Boney	2005	USA	Maternal obesity	Dyslipidemia; Glucose intolerance; Hypertension; Metabolic syndrome	Positive
*Chen	2019	USA	Maternal overweight/Obesity	Hypertension	Positive
*Kuciene	2022	Lithuania	Maternal obesity	Hypertension	Positive

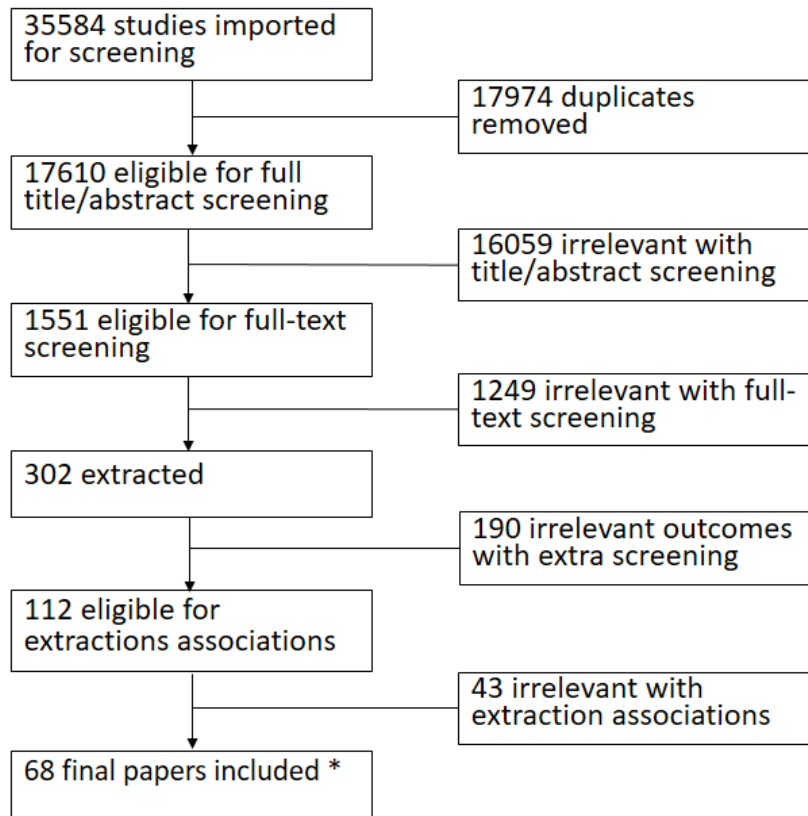
*Leybovitz-Haleluya	2018	Israel	Obesity	Metabolic syndrome	None
*Liang	2020	China	Maternal/paternal obesity	Hypertension	Positive
*Zhou	2019	China	Maternal BMI	Metabolic syndrome	Positive
<b><i>Gestational weight gain continuous</i></b>					
Gaillard	2015	Netherlands	Gestational weight gain	Metabolic syndrome	Positive
*Yang	2021	China	Gestational weight gain	Dyslipidemia	Positive
*Zhou	2019	China	Gestational weight gain	Metabolic syndrome	Positive
<b><i>Other</i></b>					
*Heikkinen	2017	Finland	Thyroid antibodies (TSH, fT4, TPO-Abs, thyroglobulin antibodies)	Metabolic syndrome	Positive
<b>Environmental</b>					
*Bowers	2011	China	Rural area	Hypertension	Positive
*Dong	2017	China	Urban/rural area	Hypertension	None
*Liang	2020	China	Rural, urban or suburban area	Hypertension	Positive
*Liang	2020	China	City or suburb	Hypertension	Negative
*Martens	2016	Canada	Rural residence	Type 2 diabetes	None
*Valvi	2016	Spain	Endocrine-disrupting chemicals exposure (PFAS, phthalates, bisphenols, etc)	Hypertension	Negative
*Xu	2020	China	Pet ownership	Hypertension	Positive
<b>Early infancy</b>					
<b>Feeding patterns</b>					
<b><i>Breastfeeding</i></b>					
*Folić	2015	Serbia	Breastfeeding (during first six months of life)	Metabolic syndrome	Positive

*Folić	2015	Serbia	Lack of breastfeeding	Metabolic syndrome	Negative
*Halipchuk	2018	Canada	Breastfeeding initiation	Type diabetes 2	Positive
*Halipchuk	2018	Canada	No breastfeeding	Type diabetes 2	Negative
*Khuc	2012	Chile	Breastfeeding ( $\geq 90$ days)	Metabolic syndrome	Positive
Izadi	2013	Iran	Breastfeeding	Dyslipidemia; Glucose intolerance; Hypertension	None
*Martens	2016	Canada	Breastfeeding	Type 2 diabetes	Positive
*Ni	2021	USA	Breastfeeding	Hypertension	None
*Pettitt	1998	USA	Breastfeeding	Type 2 diabetes	Positive
*Vandyousefi	2019	USA	Breastfeeding	Glucose intolerance; Metabolic syndrome	Positive
Yakubov	2015	Israel	Breastfeeding	Metabolic syndrome	None
*Zarrati	2013	Iran	Breastfeeding ( $> 12$ months)	Hypertension	Positive
<b>Infant anthropometrics</b>					
<b><i>BMI/weight change/height change</i></b>					
*Adair	2003	The Philippines	Weight change	Hypertension	Negative
Aris	2017	Singapore	BMI change	Hypertension	None
Aris	2018	USA; Belarus	BMI change, Weight change	Dyslipidemia; Glucose intolerance; Hypertension	None
*Berentzen	2016	Netherlands	BMI change	Dyslipidemia; Hypertension	Positive
*Bowers	2011	China	Weight change	Hypertension	Positive

Ekelund	2007	Sweden	Weight change	Metabolic syndrome	Positive
*Fujita	2013	Japan	BMI change; Weight change	Dyslipidemia; Hypertension	Positive
*Hemachandra	2008	USA	Weight change	Hypertension	Positive
*Khuc	2012	Chile	Weight change	Metabolic syndrome	Positive
Marinkovic	2017	Netherlands	BMI change; Weight change	Metabolic syndrome	Positive
*Shankaran	2010	USA	Weight change	Hypertension	Positive

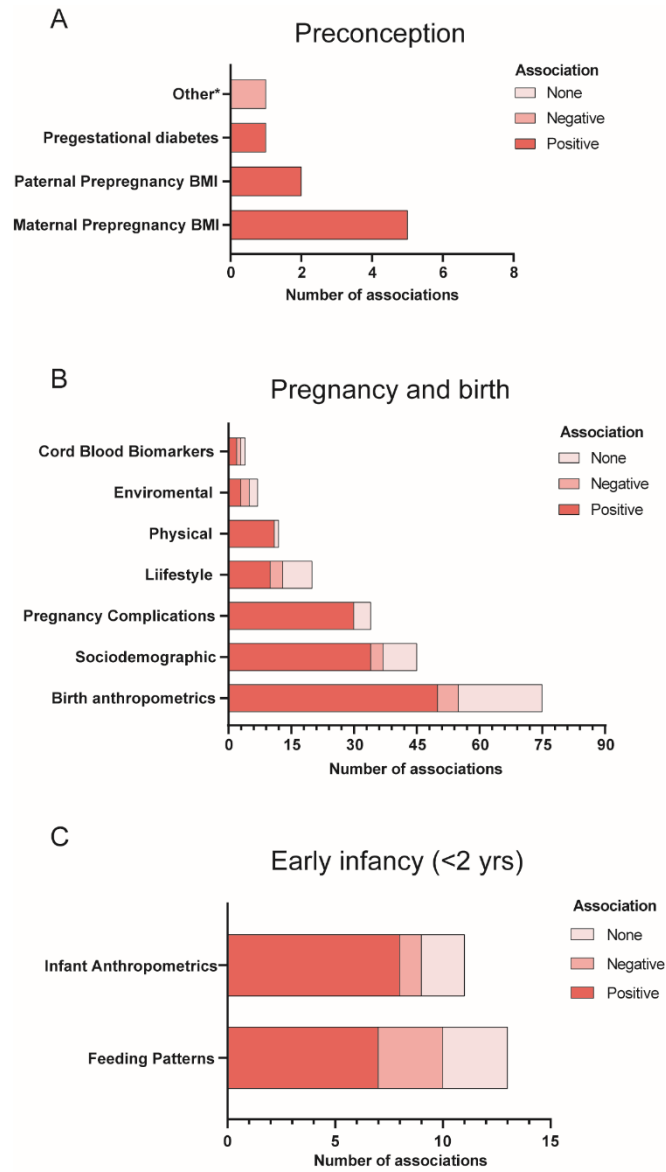
\*Study multiple times in table

**Figure S1.** Flow chart showing selection of eligible studies

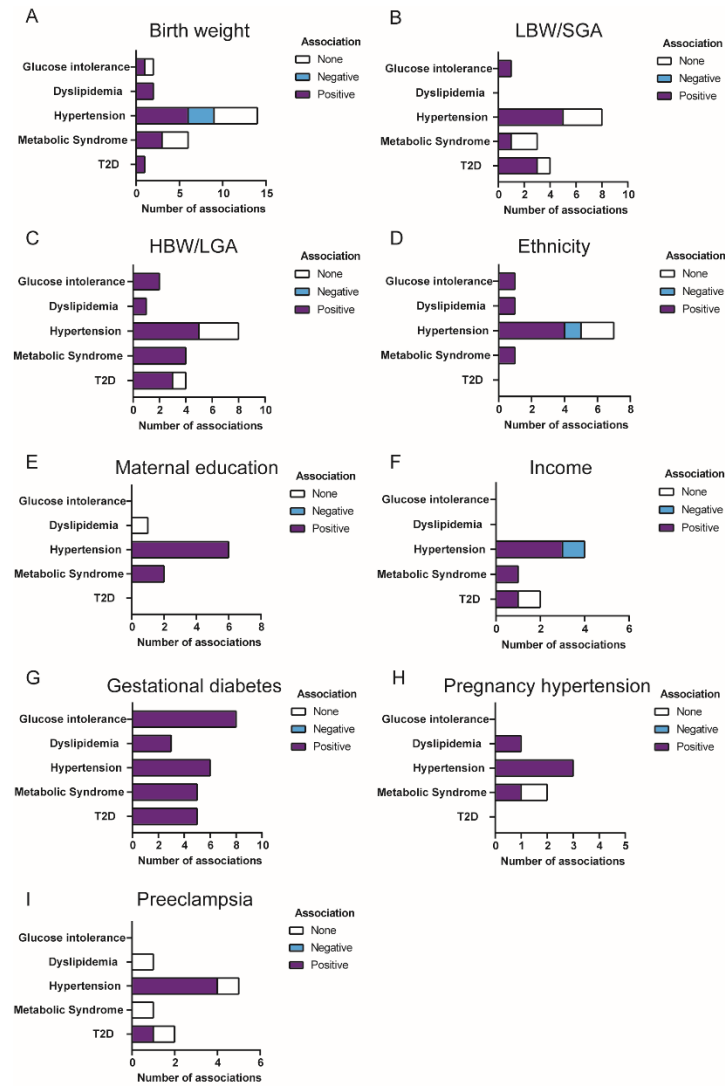




**Figure S2.** Number of positive, negative, and null associations for identified risk factors in A) preconception period, B) pregnancy and birth, and C) early infancy (<2 years).



**Figure S3.** Number of positive, negative, and null associations for birth weight (A), LBW/SGA (B), HBW/LGA (C), ethnicity (D), maternal education (E), income (F), gestational diabetes (G), pregnancy hypertension (H), and preeclampsia (I) exposures with each cardiometabolic outcome. HBW: high-birth weight; LGA: large for gestational age; LBW: low-birth weight; SGA: small for gestational age.

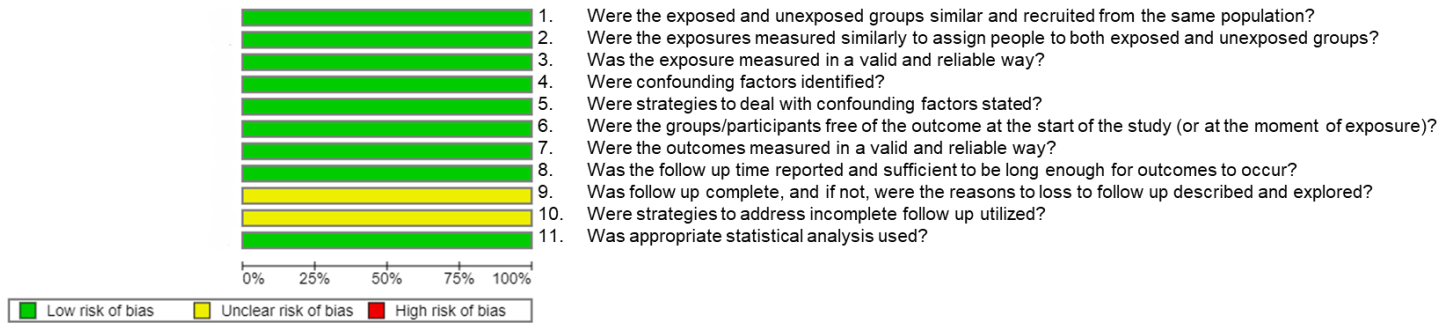






**Figure S6.** Risk of bias assessment of preconception risk factors in retrospective studies.

**A**



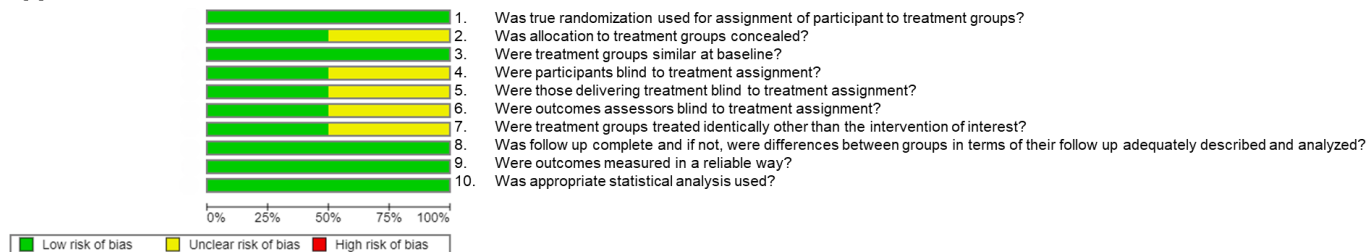
**B**





**Figure S8.** Risk of bias assessment of pregnancy and birth risk factors in randomized-controlled trials.

**A**



**B**

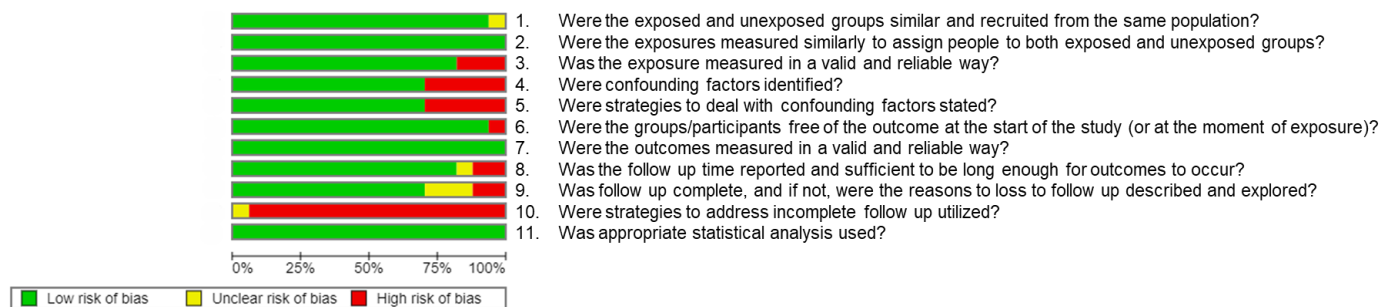
	1	2	3	4	5	6	7	8	9
Mispijeta 2017	+	+	+	+	+	+	+	+	+
Stewart 2009	+	?	+	?	?	?	?	+	+



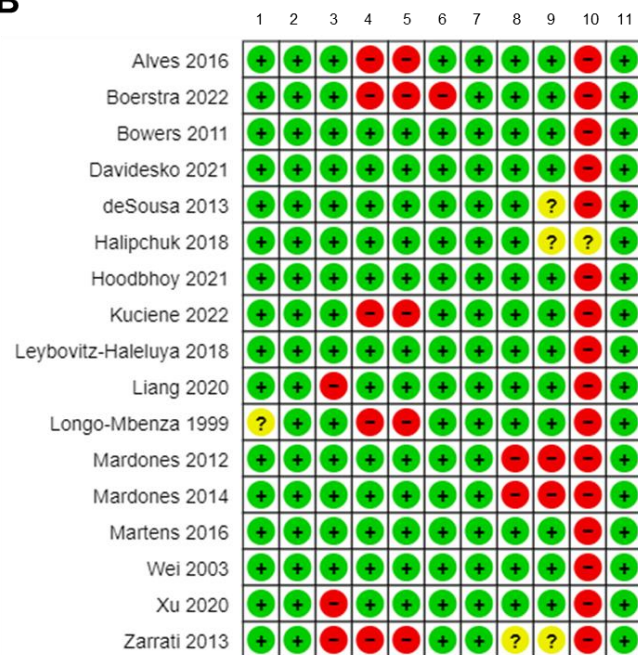


**Figure S10.** Risk of bias assessment of pregnancy and birth risk factors in retrospective studies.

**A**



**B**

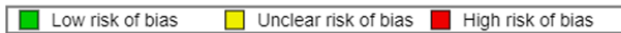
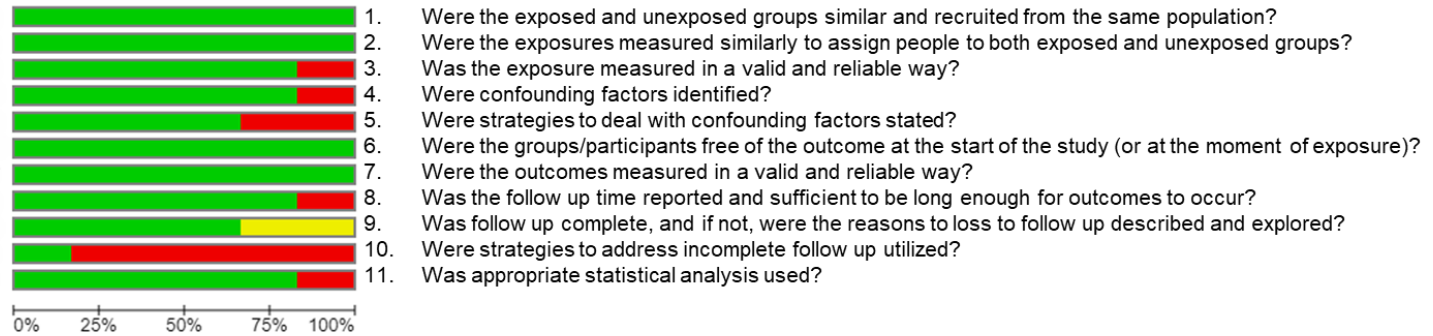






**Figure S13.** Risk of bias assessment of early infancy risk factors in retrospective studies.

**A**



**B**

	1	2	3	4	5	6	7	8	9	10	11
Bowers 2011	+	+	+	+	-	+	+	+	+	-	+
Fujita 2013	+	+	+	+	+	+	+	+	?	-	+
Izadi 2013	+	+	+	+	+	+	+	-	+	-	+
Liang 2020	+	+	-	+	+	+	+	+	+	-	+
Martens 2016	+	+	+	+	+	+	+	+	+	-	+
Yakubov 2015	+	+	+	-	-	+	+	+	?	-	-

**Figure S14.** Assessment of bias in domains. Percentage of low risk, unclear and high risk of bias in 7 domains: population, measurement-outcome, measurement-exposure, confounding, duration of follow-up, lost to follow-up and statistical analysis for case-control studies (n=8) (A) and cohort studies (n=59) (B).

