

APPENDIX A

Table A.1 Coverage Rates, by Vaccination Grouping and Disease

| Influenza | | |
|-----------------------------|----------------------|------------------|
| <i>Vaccination Grouping</i> | <i>Coverage Rate</i> | <i>Source(s)</i> |
| Under 1 Year | 29.9 | (1) |
| 1-4 Years | 26 | |
| 5-9 Years | 17.2 | |
| 10-14 Years | 14.5 | |
| 15-19 Years | 12.7 | |
| 20-24 Years | 11.9 | |
| 25-29 Years | 14.4 | |
| 30-34 Years | 18.2 | |
| 35-39 Years | 20.2 | |
| 40-44 Years | 20.2 | |
| 45-49 Years | 21.5 | |
| 50-54 Years | 25.7 | |
| 55-59 Years | 31.6 | |
| 60-64 Years | 41.2 | |
| 65-69 Years | 53.7 | |
| 70-74 Years | 60.8 | |
| 75-79 Years | 66.1 | |
| 80-84 Years | 67.5 | |
| 85-89 Years | 70.5 | |
| 90+ Years | 74.5 | |
| Unknown | 0 | |
| All Ages | 26.8 | |
| 6 Months - 4 Years | 29.4 | |
| 65+ Years | 64.5 | |
| Shingles | | |
| Ages 70+ | 47.0% | (2-3) |
| Ages 65+ | 47.0% | |
| Ages 50+ | 27.4% | |
| Pneumococcal | | |
| Age 50 | 22.0% | (4) |
| Age 65 | 48.3% | |
| Pertussis | | |
| Pregnant women | 60.1% | (5-7) |

Optimization of an adult immunization program in Canada

Table A.2 Vaccine Effectiveness by Age, Any Influenza

| Product | aVE (65+) | aVE (20-64) | aVE (6-19) | aVE (<6) | Source |
|---------|-----------|-------------|------------|----------|------------------------------|
| QIV-HD | 0.5105 | n/a | n/a | n/a | (8; Author Assumptions) |
| QIV | 0.3833 | 0.5100 | 0.5540 | 0.5540 | (9-11; Author Assumptions) |
| aQIV | 0.5309 | n/a | n/a | n/a | (12; Author Assumptions) |
| ccQIV | 0.4006 | 0.5336 | 0.5460 | 0.5460 | (9, 12; Author Assumptions) |
| aTIV | 0.4300 | n/a | n/a | 0.8600 | (13, 14; Author Assumptions) |

Abbreviations: QIV = quadrivalent; QIV-HD = quadrivalent high dose; aQIV = adjuvanted quadrivalent; aTIV = adjuvanted trivalent; ccQIV = cell-based quadrivalent; aVE = absolute vaccine effectiveness.

Table A.3 Vaccine Effectiveness, by Age and Influenza Strain

| Product | aVE (65+) | aVE (20-64) | aVE (6-19) | aVE (<6) | Source |
|--------------------|------------------------|------------------------|------------|----------|-----------------------------|
| Influenza A | | | | | |
| QIV | H1N1 0.54 H3N2 0.33 | H1N1 0.55 H3N2 0.50 | 0.568 | 0.568 | (10, 11; Author Assumption) |
| ccQIV | n/a | n/a | 0.57 | 0.57 | (12; Author Assumption) |
| aTIV | H1N1 0.66 H3N2 0.40 | n/a | n/a | n/a | (Author Assumption) |
| Influenza B | | | | | |
| QIV | 0.31 | 0.45 | 0.495 | 0.495 | (Author Assumption) |
| ccQIV | n/a | n/a | 0.476 | 0.476 | (10, 11; Author Assumption) |
| aTIV | 0.285 | n/a | n/a | n/a | (Author Assumption) |

Abbreviations: QIV = quadrivalent; QIV-HD = quadrivalent high dose; aQIV = adjuvanted quadrivalent; aTIV = adjuvanted trivalent; ccQIV = cell-based quadrivalent; aVE = absolute vaccine effectiveness.

Table A.4 Absolute Vaccine Effectiveness, Pneumococcal

| Product | Base | Source |
|---------------------------------|------------------------------|--------|
| Pneu-C (at age 65) | | |
| VT-IPD | 0.600 | (4) |
| ST3-IPD | 0.260 | |
| VT-CAP | 0.450 | |
| ST3-CAP | 0.156 | |
| Pneu-P-23 (at age 65) | | |
| VT-IPD | 0.470 | (4) |
| ST3-IPD | 0.020 | |
| VT-CAP | 0.200 | |
| ST3-CAP | 0.020 | |
| Vaccine effectiveness at age 50 | 1.1x effectiveness at age 65 | (4) |
| Vaccine effectiveness at age 75 | 0.9x effectiveness at age 65 | |

Abbreviations: VT = vaccine-type; IPD = invasive pneumococcal disease; ST3 = serotype 3; CAP = community-acquired pneumonia.

Table A.5 Absolute Vaccine Effectiveness, Shingles

| Product | Ages 50-69 | Ages 70+ | Source |
|---------|---------------|-------------|--------|
| RZV | 0.97 | 0.91 | (16) |

RZV = recombinant zoster vaccine.

Table A.6 Absolute Vaccine Effectiveness, Pertussis

| Product | Infants (Maternal vaccination) | Adult Booster | Source |
|---------|-----------------------------------|------------------|---------|
| Tdap | 0.80-0.90 | 0.8899 | (17-21) |
| | 0.80-0.90 | 0.8899 | |

Tdap = tetanus, diphtheria, & acellular pertussis.

Table A.7 Full Vaccine Costs

| Product | Total cost, 1 dose | Source |
|-----------|--------------------|-----------------------------------|
| Tdap | \$78 | (22) |
| RZV | \$165 | (22) |
| QIV | \$46 | (22) |
| QIV-HD | \$110 | (23) |
| aQIV | \$113 | (23) |
| aTIV | \$97 | (23) |
| ccQIV | \$56 | (22) |
| Pneu-P-23 | | (4, 24, 25; Author assumption) |
| | \$32 | |
| Pneu-C-15 | | (4, 24, 25; Author assumption) |
| | \$95 | |
| Pneu-C-20 | | (4, 24, 25; Author assumption) |
| | \$107 | |

Abbreviations: QIV = quadrivalent; QIV-HD = quadrivalent High Dose; aQIV = adjuvanted quadrivalent; aTIV = adjuvanted trivalent; ccQIV = cell-based quadrivalent; Pneu-C-15 = 15-valent pneumococcal conjugate; Pneu-C-20 = 20-valent pneumococcal conjugate; Pneu-P-23 = pneumococcal polysaccharide 23-valent; RZV = recombinant zoster vaccine; Tdap = tetanus, diphtheria, & acellular pertussis.

References for Appendix A

1. Government of Alberta. Alberta influenza statistics [Internet]. Date published: 2022. Accessed November 21, 2023. Available from <https://web.archive.org/web/20220621171159/https://www.alberta.ca/stats/influenza/influenza-statistics.htm#highlights>.
2. Public Health Agency of Canada. Vaccine uptake in Canadian adults 2021 [Internet]. Date published: March 25, 2022. Accessed November 21, 2023. Available from <https://www.canada.ca/en/public-health/services/immunization-vaccines/vaccination-coverage/highlights-2020-2021-seasonal-influenza-survey/full-report.html>.
3. CanAge. Adult vaccination in Canada cross-country report card 2021 [Internet]. Date published: February 2, 2021. Accessed November 21, 2023. Available from <https://www.canada.ca/en/public-health/services/immunization-vaccines/vaccination-coverage/highlights-2020-2021-seasonal-influenza-survey/full-report.html>.
4. National Advisory Committee on Immunization. Recommendations on the use of conjugate pneumococcal vaccine – 15 valent (PNEU-C-15) and 20 valent (PNEU-C-20) in adults:

- Economic evidence supplementary appendix [Internet]. Date published: 2023-02-24. Accessed November 21, 2023 Available from <https://www.canada.ca/en/public-health/services/immunization/national-advisory-committee-on-immunization-naci/public-health-level-recommendations-use-pneumococcal-vaccines-adults-including-use-15-valent-20-valent-conjugate-vaccines/economic-evidence-supplementary-appendix.html>.
5. Public Health Agency of Canada. Results of the survey on vaccination during pregnancy 2021 [Internet]. Date published: December 13, 2022. Accessed November 21, 2023. Available from <https://www.canada.ca/en/public-health/services/publications/vaccines-immunization/survey-vaccination-during-pregnancy-2021.html#t1>.
 6. Public Health Agency of Canada. Vaccine uptake in canadian adults results from the 2016 adult national immunization coverage survey (anics) [Internet]. Date published: July, 2018. Accessed November 21, 2023. Available from https://publications.gc.ca/collections/collection_2018/aspc-phac/HP40-222-2018-eng.pdf.
 7. Centers for Disease Control and Prevention. Vaccination coverage among adults in the United States, national health interview survey, 2019–2020 [Internet]. Date published: February 17, 2022. Accessed November 21, 2023. Available from <https://www.cdc.gov/vaccines/imz-managers/coverage/adultvaxview/pubs-resources/vaccination-coverage-adults-2019-2020.html>.
 8. Lee, J. K. H., G. K. L. Lam, T. Shin, S. I. Samson, D. P. Greenberg, and A. Chit. "Efficacy and Effectiveness of High-Dose Influenza Vaccine in Older Adults by Circulating Strain and Antigenic Match: An Updated Systematic Review and Meta-Analysis." *Vaccine* 39 Suppl 1 (Mar 15 2021): A24-A35. DOI:10.1016/j.vaccine.2020.09.004.
 9. National Centre for Immunization and Respiratory Diseases. Influenza vaccines for older adults [Internet]. Date published: January 12, 2022. Accessed November 21, 2023. Available from <https://www.cdc.gov/vaccines/acip/meetings/downloads/slides-2022-01-12/02-influenza-grohskopf-508.pdf>.
 10. Rondy M, El Omeiri N, Thompson MG, Leveque A, Moren A, Sullivan SG. Effectiveness of influenza vaccines in preventing severe influenza illness among adults: A systematic review and meta-analysis of test-negative design case-control studies. *J Infect* 2017;75(5):381-94. DOI: 10.1016/j.jinf.2017.09.010
 11. Jain VK, Rivera L, Zaman K, Espos RA, Jr., Sirivichayakul C, Quiambao BP, et al. Vaccine for prevention of mild and moderate-to-severe influenza in children. *N Engl J Med* 2013;369(26):2481-91. DOI:10.1056/NEJMoa1215817.
 12. Ruiz-Aragon J, Marquez-Pelaez S, Gani R, Alvarez P, Guerrero-Ludueno R. Cost-effectiveness and burden of disease for adjuvanted quadrivalent influenza vaccines compared to high-dose quadrivalent influenza vaccines in elderly patients in Spain. *Vaccines (Basel)* 2022;10(2). DOI: 10.3390/vaccines10020176.
 13. Nolan T, Fortanier AC, Leav B, Poder A, Bravo LC, Szymanski HT, et al. Efficacy of a cell-culture-derived quadrivalent influenza vaccine in children. *N Engl J Med* 2021;385(16):1485-95. DOI: 10.1056/NEJMoa2024848.
 14. E OM, Comber L, Jordan K, Hawkshaw S, Marshall L, O'Neill M, et al. Systematic review of the efficacy, effectiveness and safety of mf59((R)) adjuvanted seasonal influenza vaccines for the prevention of laboratory-confirmed influenza in individuals ≥ 18 years of age. *Rev Med Virol* 2023;33(3):e2329. DOI: 10.1002/rmv.2329.

15. Public Health Agency of Canada. An advisory committee statement (ACS) national advisory committee on immunization (NACI) literature review on pediatric fluad® influenza vaccine use in children 6-72 months of age [Internet]. Date published: October 2, 2015. Accessed November 21, 2023. Available from <https://www.canada.ca/en/public-health/services/immunization/national-advisory-committee-on-immunization-naci/literature-review-on-pediatric-fluad-influenza-vaccine-use-children-6-72-months.html>.
16. Centers for Disease Control and Prevention. Shingles vaccination: What everyone should know [Internet]. Date published: May 8, 2023. Accessed November 21, 2023. Available from <https://www.cdc.gov/vaccines/vpd/shingles/public/shingrix/index.html>.
17. Xu J, Liu S, Liu Q, Rong R, Tang W, Wang Q, et al. The effectiveness and safety of pertussis booster vaccination for adolescents and adults: A systematic review and meta-analysis. *Medicine (Baltimore)* 2019;98(16):e15281. DOI: 10.1097/MD.00000000000015281.
18. Vygen-Bonnet S, Hellenbrand W, Garbe E, von Kries R, Bogdan C, Heining U, et al. Safety and effectiveness of acellular pertussis vaccination during pregnancy: A systematic review. *BMC Infect Dis* 2020;20(1):136. DOI: 10.1186/s12879-020-4824-3.
19. Fernandes EG, Sato APS, Vaz-de-Lima LRA, Rodrigues M, Leite D, de Brito CA, et al. The effectiveness of maternal pertussis vaccination in protecting newborn infants in brazil: A case-control study. *Vaccine* 2019;37(36):5481-4. DOI: 10.1016/j.vaccine.2019.03.049.
20. Winter K, Nickell S, Powell M, Harriman K. Effectiveness of prenatal versus postpartum tetanus, diphtheria, and acellular pertussis vaccination in preventing infant pertussis. *Clin Infect Dis* 2017;64(1):3-8. DOI: 10.1093/cid/ciw634.
21. Romanin V, Acosta AM, Juarez MDV, Briere E, Sanchez SM, Cordoba BL, et al. Maternal vaccination in argentina: Tetanus, diphtheria, and acellular pertussis vaccine effectiveness during pregnancy in preventing pertussis in infants <2 months of age. *Clin Infect Dis* 2020;70(3):380-7. DOI: 10.1093/cid/ciz217.
22. Centers for Disease Control and Prevention. CDC Vaccine Price List [Internet]. Accessed November 21, 2023. Available from <https://www.cdc.gov/vaccines/programs/vfc/awardees/vaccine-management/price-list/index.html>.
23. Centers for Medicare and Medicaid Services. Vaccine pricing [Internet]. Accessed November 21, 2023. Available from <https://www.cms.gov/medicare/payment/part-b-drugs/vaccine-pricing>.
24. Atwood, M., L. Beausoleil, M. C. Breton, C. Laferriere, R. Sato, and D. Weycker. "Cost-Effectiveness of Alternative Strategies for Use of 13-Valent Pneumococcal Conjugate Vaccine (Pcv13) in Canadian Adults." *Can J Public Health* 109, no. 5-6 (Dec 2018): 756-68. DOI:10.17269/s41997-018-0050-9.
25. Crawley A, Bareham J. VACCINES: Pneumococcal, Influenza, & Shingles [Internet]. Accessed November 21, 2023. Available from <https://www.rxfiles.ca/RxFiles/uploads/documents/Vaccines-Pneumococcal-%20Influenza-%20Shingles%20Q%20and%20A.pdf>.

APPENDIX B

Table B.1 Vaccine Portfolio Selections, Full Vaccine Cost Scenario, CAN\$500M Budget

| | | Size of Immunization Portfolio | | | |
|-------------------------------|----------------------|--------------------------------|---|--|---|
| | | <i>One Program</i> | <i>Two Programs</i> | <i>Three Programs</i> | <i>Four Programs</i> |
| Health Benefit (QALYs Gained) | <i>HM</i> | 3,890.13 | 5,650.41 | 6,759.50 | 7,169.39 |
| | <i>INMB</i> | | | | |
| | <i>\$50,000/QALY</i> | 1,193.89 | 1,412.68 | Not feasible | Not feasible |
| | <i>\$30,000/QALY</i> | 1,193.89 | 1,412.68 | Not feasible | Not feasible |
| Percentage of Budget Used | <i>HM</i> | 83.06% | 99.78% | 93.67% | 97.50% |
| | <i>INMB</i> | | | | |
| | <i>\$50,000/QALY</i> | 4.45% | 5.67% | Not feasible | Not feasible |
| | <i>\$30,000/QALY</i> | 4.45% | 5.67% | Not feasible | Not feasible |
| Vaccine Program(s) Selected | <i>HM</i> | ccQIV for ages 18-64 | RZV for ages 65+ (57% coverage) AND QIV for 18-64 | Maternal Tdap (75% coverage) AND RZV for ages 50+ (37% coverage) AND QIV for 65+ | Maternal Tdap (75% coverage) AND RZV for ages 50+ (37% coverage) AND QIV for 65+ AND Pneu-C-20 & Pneu-P-23 at age 50 (22% coverage) |
| | <i>INMB</i> | | | | |
| | <i>\$50,000/QALY</i> | Maternal Tdap (50% coverage) | Maternal Tdap (50% coverage) AND Pneu-P-23 at age 50 (22% coverage) | Not feasible | Not feasible |
| | <i>\$30,000/QALY</i> | Maternal Tdap (50% coverage) | Maternal Tdap (50% coverage) AND Pneu-P-23 at age 50 (22% coverage) | Not feasible | Not feasible |

Abbreviations: HM, health-maximizing; INMB, incremental net monetary benefit; QALY, quality-adjusted life year; QIV = quadrivalent; ccQIV = cell-based quadrivalent; Pneu-C-20 = 20-valent pneumococcal conjugate; Pneu-P-23 = pneumococcal polysaccharide 23-valent; RZV = recombinant zoster vaccine; Tdap = tetanus, diphtheria, & acellular pertussis.

Table B.2 Vaccine Portfolio Selections, Main Scenario, CAN\$500M Budget and CAN\$100,000/QALY Threshold

| | | Size of Immunization Portfolio | | | |
|-------------------------------|-----------------------|--------------------------------|--|---|--|
| | | <i>One Program</i> | <i>Two Programs</i> | <i>Three Programs</i> | <i>Four Programs</i> |
| Health Benefit (QALYs Gained) | <i>INMB</i> | | | | |
| | <i>\$100,000/QALY</i> | 6,112.60 | 8,136.60 | 9,400.28 | 9,549.28 |
| Percentage of Budget Used | <i>INMB</i> | | | | |
| | <i>\$100,000/QALY</i> | 80.39% | 95.70% | 99.74% | 99.25% |
| Vaccine Program(s) Selected | <i>INMB</i> | | | Maternal Tdap (75% coverage) AND RZV for ages 65+ (57% coverage) AND QIV for ages 18+ | Maternal Tdap (50% coverage) AND RZV for ages 65+ (57% coverage) AND QIV for ages 18+ AND Pneu-P-23 at age 50 (22% coverage) |
| | <i>\$100,000/QALY</i> | QIV for 18+ | RZV for ages 65+ (57% coverage) AND QIV for ages 18+ | RZV for ages 65+ (57% coverage) AND QIV for ages 18+ | AND QIV for ages 18+ AND Pneu-P-23 at age 50 (22% coverage) |

Abbreviations: INMB, incremental net monetary benefit; QALY, quality-adjusted life year; QIV = quadrivalent; Pneu-P-23 = pneumococcal polysaccharide 23-valent; RZV = recombinant zoster vaccine; Tdap = tetanus, diphtheria, & acellular pertussis.

Table B.3 Vaccine Portfolio Selections, Main Scenario, CAN\$100M Budget

| | | Size of Immunization Portfolio | | | |
|-------------------------------------|----------------------|-----------------------------------|---|---|---------------|
| | | One Program | Two Programs | Three Programs | Four Programs |
| Health Benefit (QALYs gained) | <i>HM</i> | 2,024.00 | 3,287.68 | 3,572.59 | Not feasible |
| | <i>INMB</i> | | | | |
| | <i>\$50,000/QALY</i> | 1,193.89 | 3,217.89 | 3,572.59 | Not feasible |
| | <i>\$30,000/QALY</i> | 1,193.89 | 3,217.89 | 3,572.59 | Not feasible |
| Percentage of Budget Used | <i>HM</i> | 76.55% | 96.79% | 98.64% | Not feasible |
| | <i>INMB</i> | | | | |
| | <i>\$50,000/QALY</i> | 13.49% | 90.04% | 98.64% | Not feasible |
| | <i>\$30,000/QALY</i> | 13.49% | 90.04% | 98.64% | Not feasible |
| Vaccine Program(s) Selected | <i>HM</i> | RZV for age 65+ (57% coverage) | Maternal Tdap (75% coverage) AND RZV for ages 65+ (57% coverage) | Maternal Tdap (50% coverage) AND RZV for ages 65+ (57% coverage) | Not Feasible |
| | <i>INMB</i> | | Maternal Tdap (50% coverage) AND RZV for ages 65+ (57% coverage) | Maternal Tdap (50% coverage) AND RZV for ages 65+ (57% coverage) | |
| | <i>\$50,000/QALY</i> | Maternal Tdap (50% coverage) | Maternal Tdap (50% coverage) AND RZV for ages 65+ (57% coverage) | Pneu-C-20 at age 50 (22% coverage) Maternal Tdap (50% coverage) AND RZV for ages 65+ (57% coverage) | Not Feasible |
| | <i>\$30,000/QALY</i> | Maternal Tdap (50% coverage) | Maternal Tdap (50% coverage) AND RZV for ages 65+ (57% coverage) | Pneu-C-20 at age 50 (22% coverage) AND RZV for ages 65+ (57% coverage) | Not Feasible |

Abbreviations: HM, health-maximizing; INMB, incremental net monetary benefit; QALY, quality-adjusted life year; Pneu-C-20 = 20-valent pneumococcal conjugate; RZV = recombinant zoster vaccine; Tdap = tetanus, diphtheria, & acellular pertussis.

Table B.4 Vaccine Portfolio Selections, Main Scenario, CAN\$1B Budget

| | | Size of Immunization Portfolio | | | |
|-------------------------------|----------------------|----------------------------------|---|---|---|
| | | <i>One Program</i> | <i>Two Programs</i> | <i>Three Programs</i> | <i>Four Programs</i> |
| Health Benefit (QALYs Gained) | <i>HM</i> | 7,070.02 | 9,679.34 | 10,943.01 | 11,352.90 |
| | <i>INMB</i> | | | | |
| | <i>\$50,000/QALY</i> | 2,609.32 | 3,803.21 | 7,429.62 | 7,839.51 |
| | <i>\$30,000/QALY</i> | 1,193.89 | 3,217.89 | 3,572.59 | Not feasible |
| Percentage of Budget Used | <i>HM</i> | 55.42% | 65.68% | 67.70% | 68.90% |
| | <i>INMB</i> | | | | |
| | <i>\$50,000/QALY</i> | 10.25% | 11.60% | 35.33% | 36.53% |
| | <i>\$30,000/QALY</i> | 1.35% | 9.00% | 9.86% | Not feasible |
| Vaccine Program(s) Selected | <i>HM</i> | ccQIV for 18-64 and aQIV for 65+ | ccQIV for 18-64 and aQIV for 65+ AND RZV for ages 50+ (37% coverage) | Maternal Tdap (75% coverage) AND ccQIV for 18-64 and aQIV for 65+ AND RZV for ages 50+ (37% coverage) | Maternal Tdap (75% coverage) AND ccQIV for 18-64 and aQIV for 65+ AND RZV for ages 50+ (37% coverage) AND Pneu-C-20 & Pneu-P-23 at age 50 (22% coverage) |
| | <i>INMB</i> | | | | |
| | <i>\$50,000/QALY</i> | RZV for ages 50+ (37% coverage) | Maternal Tdap (50% coverage) AND RZV for ages 50+ (37% coverage) | Maternal Tdap (50% coverage) AND QIV for ages 18-64 AND RZV for ages 50+ (37% coverage) | Maternal Tdap (50% coverage) AND QIV for ages 18-64 AND RZV for ages 50+ (37% coverage) AND Pneu-C-20 & Pneu-P-23 at age 50 (22% coverage) |
| | <i>\$30,000/QALY</i> | Maternal Tdap (50% coverage) | Maternal Tdap (50% coverage) AND RZV for ages 65+ (57% coverage) | Maternal Tdap (50% coverage) AND RZV for ages 65+ (57% coverage) AND Pneu-C-20 at age 50 (22% coverage) | Not Feasible |

Abbreviations: HM, health-maximizing; INMB, incremental net monetary benefit; QALY, quality-adjusted life year; aQIV = adjuvanted quadrivalent; QIV = quadrivalent; ccQIV = cell-based quadrivalent; Pneu-C-20 = 20-valent pneumococcal conjugate; Pneu-P-23 = pneumococcal polysaccharide 23-valent; RZV = recombinant zoster vaccine; Tdap = tetanus, diphtheria, & acellular pertussis.

Optimization of an adult immunization program in Canada

Figure B.5 Scenario with Full Vaccine Costs and CAN\$30,000/QALY Threshold, Incremental Net Monetary Benefit Optimization

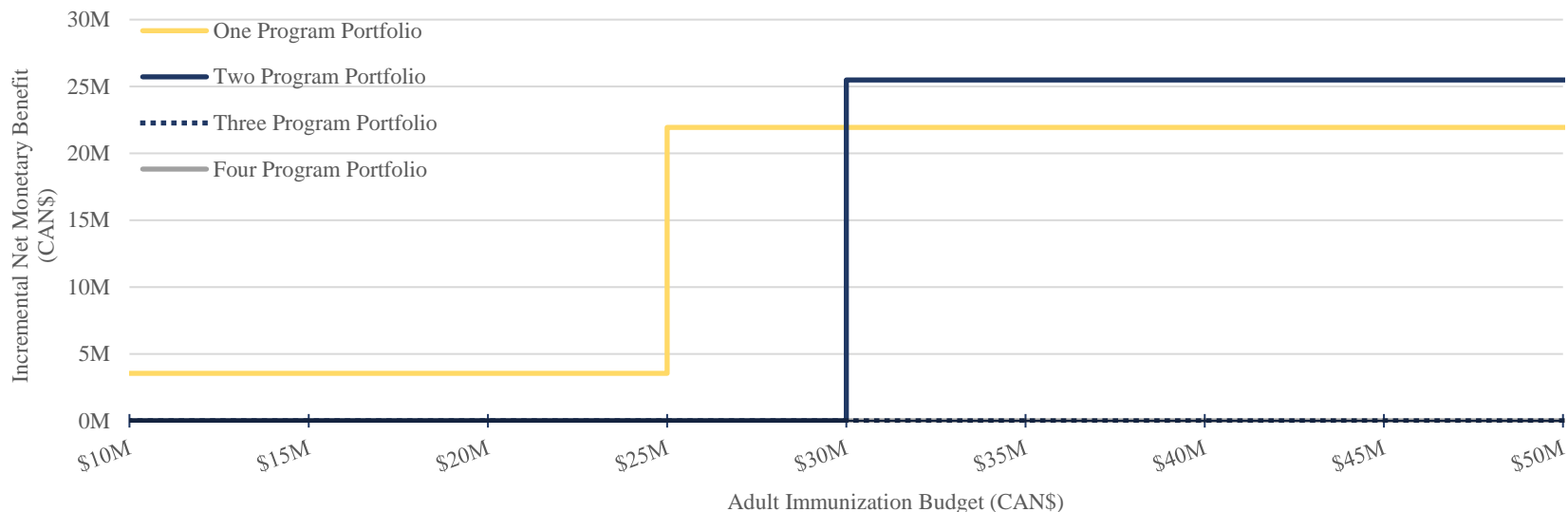
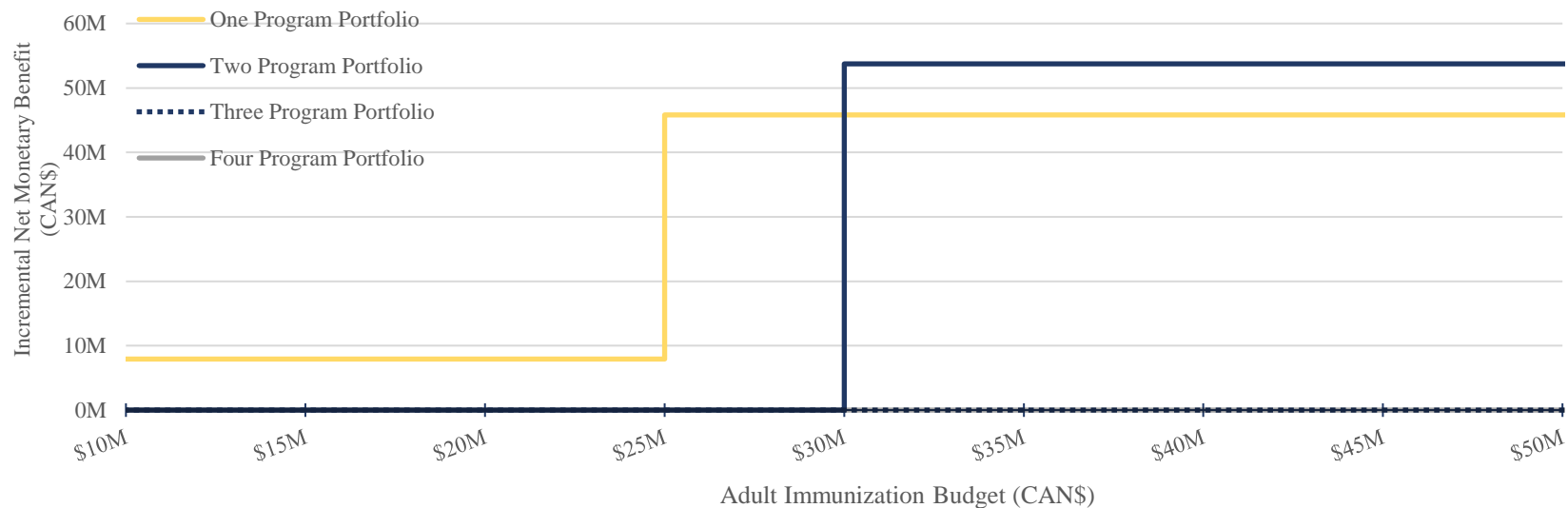


Figure B.6 Scenario with Full Vaccine Costs and CAN\$50,000/QALY Threshold, Incremental Net Monetary Benefit Optimization



Optimization of an adult immunization program in Canada

Figure B.7 Scenario with Full Vaccine Costs and CAN\$100,000/QALY Threshold, Incremental Net Monetary Benefit Optimization

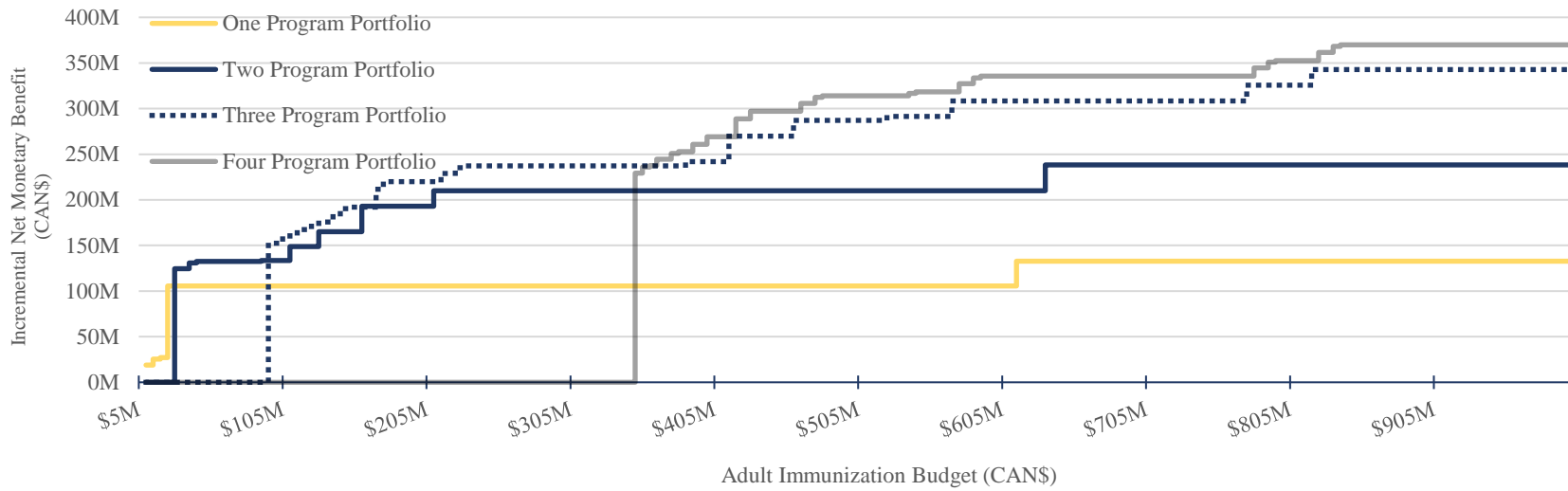


Figure B.8 Scenario with Full Vaccine Costs, Health-maximizing Optimization

