

# 1 Evaluation of a novel digital ostomy device on leakage 2 incidents, quality of life, mental well-being, and patient 3 self-care: an interventional, multicentre clinical trial 4

5 **Authors:** Richard R.W. Brady<sup>1</sup>, Diane Sheard<sup>2</sup>, Mandie Alty<sup>3</sup>, Martin Vestergaard<sup>4</sup>, Esben Bo Boisen<sup>4</sup>, Rachel  
6 Ainsworth<sup>5</sup>, Helle Doré Hansen<sup>4</sup> & Teresa Adeltoft Ajslev<sup>4\*</sup>

## 7 8 **Affiliations:**

- 9 1. Newcastle Centre for Bowel Disease Research Hub, Newcastle Hospitals and Newcastle University,  
10 Newcastle upon Tyne, United Kingdom NE1 4LP
- 11 2. Surgical Directorate, Lancashire Teaching Hospital, Royal Preston Hospital, United Kingdom
- 12 3. Lancashire Clinical Research Facility, Lancashire Teaching Hospital, Royal Preston Hospital, United  
13 Kingdom
- 14 4. Coloplast A/S, Høltedam 1, Humlebæk, Denmark
- 15 5. Coloplast Ltd., Nene Hall, Peterborough Business Park, Peterborough PE26FX, United Kingdom

16  
17 **Corresponding author:** Teresa Adeltoft Ajslev, Coloplast A/S, Høltedam 1, Humlebæk, Denmark,  
18 dkteaa@coloplast.com, +45 4911 1341

19  
20 **Funding:** The study was funded by Coloplast A/S, Humlebaek, Denmark

21  
22 **Conflict of interest:** *RRWB* has received payment from Coloplast A/S as a paid advisor on product and  
23 research related development and is a member of a Coloplast advisory board. *MV, EBB, RA, HDH* and *TAA*  
24 are employees of Coloplast. *DS* and *MA* have no conflicts of interest.

25  
26 **Ethical consideration:** The study was carried out in accordance with the Declaration of Helsinki, ISO  
27 14155:2011 and European Medical Device Regulation (2017/745) (MDR). The study was approved by the  
28 Ethical Committee of the *West Midlands - South Birmingham Research Ethics Committee* in UK before study  
29 initiation (IRAS Project-ID: 297458). The study was registered on ClinicalTrials.gov (*NCT05135754*). All  
30 patients were fully informed about the investigation, both verbally and in writing, and all gave written  
31 informed consent to participate in the study. Participation in the study was voluntary and patients could  
32 withdraw from the study at any time.

33 **Registration number on ClinicalTrials.gov:** NCT05135754

34 **Short running title:** Digital Leakage Notification System

35 **Keywords:** Ileostomy, Colostomy, Digital Technology, Self-management, Quality of Life, Mental Health

## 36 Abstract

37 **Background:** Most people with a stoma worry about leakage, and a quarter experience leakage of stomal  
38 effluent outside baseplate on a monthly basis. Leakage has additional physical and psychosocial  
39 consequences, for instance peristomal skin complications, feeling unable to cope and self-isolation.

40 **Method:** An interventional, single-arm, multi-centre, study was undertaken in United Kingdom, to evaluate  
41 a novel digital leakage notification system for ostomy care including a Support Service (=Test Product) for 12  
42 weeks in patients with a recent stoma formation ( $\leq 9$  months). Patients completed questionnaires at baseline  
43 and after 4, 6, 8, 10 and 12 weeks, evaluating leakage episodes, Ostomy Leak Impact (tool containing three  
44 domains) and patient self-management (by PAM-13). Additionally, mental well-being (by WHO-5) and quality  
45 of life (QoL) (by EQ-5D-5L) were assessed. Outcomes between baseline and final evaluation were compared  
46 by generalised linear- and linear mixed models.

47 **Results:** 92 patients (ITT population) were recruited with a mean age of 49.4-years (range 18-81 years). 80%  
48 had an ileostomy and 53% were female. After 12 weeks use of the Test Product, a significant decrease in  
49 mean episodes of leakage outside the baseplate (1.57 versus 0.93,  $P < 0.046$ ) was observed. Ostomy Leak  
50 Impact scores improved across all three domains ( $P < 0.001$ ), indicating less embarrassment, increased  
51 engagement in social activities, and increased control. Patient self-management also improved significantly  
52 (PAM-13 score:  $\Delta 6.6$ ,  $P < 0.001$ ), as did the WHO-5 well-being index ( $\Delta 8.0$ ,  $P < 0.001$ ). Lastly, EQ-5D-5L-profile-  
53 scores tended to improve ( $P = 0.075$ ).

54 **Conclusion:** A new digital leakage notification system demonstrated strong improvements to patients' stoma  
55 self-care, mental well-being, and QoL.

56

57 **Registration number on ClinicalTrials.gov:** NCT05135754

58 **What does this paper add to the literature?**

59 Sensor technology embedded in supporting ostomy solutions can notify users about leakage seeping  
60 underneath the baseplate and thus secure a timely change of the baseplate before effluent may reach  
61 outside the baseplate soiling clothes or bedsheets. The technology showed potential in increasing quality of  
62 life for people with a stoma.

## 63 Introduction

64 Around 200,000 people live with a stoma in the United Kingdom (UK) and approximately 13,500-21,000  
65 undergo stoma surgery each year [1, 2]. Following stoma surgery patients must make significant adjustments  
66 to their normal life, including modification of lifestyle factors and behaviours, and need to accept an altered  
67 body image [3]. Many subsequently struggle with psychosocial and physical problems, e.g. depression, social  
68 isolation and peristomal skin complications (PSCs) [4, 5], leading to reductions in quality of life (QoL) [4, 6].

69 Early counselling and proactive teaching of stoma-management can enhance the psychological adjustment  
70 to stoma formation [7], however this may not always occur due to staff shortages and/or lack of time [8].  
71 Even experienced users may struggle with self-care problems, including leakage of stomal effluent outside  
72 the ostomy solution (bag and baseplate), PSCs, frequent changes leading to high consumption of products,  
73 and long time needed for stoma care each day [5, 9]. Two out of three people with a stoma struggle with one  
74 or more self-care problems several years post-surgery [9].

75 Leakage of stomal effluent is the culprit of many of the problems experienced by people with a stoma [10-  
76 12]. Faeces located on the skin underneath the baseplate is an important risk-factor in the development of  
77 PSCs [11] and worry about leakage is associated with reduced emotional well-being and reduced engagement  
78 in social activities [10, 12]. Approximately two-thirds of respondents reported leakage outside baseplate at  
79 least once per year in a large global cohort [13].

80 People new with a stoma (<1 year since surgery) generally reported lower QoL compared with more  
81 experienced users, including reduced emotional wellbeing and social functioning, and impaired perception  
82 of body image [10, 14, 15]. One study also showed that a higher proportion of people new with stoma  
83 experienced weekly episodes of leakage outside baseplate compared with experienced users [10].

84 Since leakage of stomal effluent is a problem for people with recent stoma formation and continues to be a  
85 problem for many experienced users [10], it indicates that currently available products within stoma care do  
86 not sufficiently enable users to take proactive care to avoid leakage incidents progressing outside the  
87 baseplate and address the mental burden of worrying about leakage.

88 We recently reported results from an explorative clinical trial investigating a novel digital leakage notification  
89 system (Heylo™) as a stand-alone-solution for experienced users who struggled with leakage. The technical  
90 specifications of the system has previously been described, but in brief the system has been developed to  
91 help people with intestinal stomas gain better control of their stoma care by enabling users to know when  
92 effluent is seeping underneath the baseplate [16]. A *sensor layer* with two circular leakage sensor rings is  
93 placed between the baseplate and skin, and monitors for moisture as a sign of leakage. A *transmitter*

94 attached to the *sensor layer* enables readout of the individual sensors and a *smartphone application* displays  
95 the state of the baseplate to the user. In the explorative study, Heylo™ reduced the number of leakage  
96 incidents progressing outside the baseplate, reduced worry about leakage and improved QoL [16].

97 Given the high levels of complications experienced in the early post-operative period in patients undergoing  
98 stoma formation, we in the present clinical trial tested Heylo™ delivered together with a Support Service in  
99 a population of patients who had undergone stoma formation within the last nine months in the UK. The  
100 aims of this study were to evaluate the effect of this technology on leakage, QoL and other outcomes, and to  
101 confirm and validate previous pilot study findings in this population.

## 102 Methods

### 103 Study design

104 The study was an interventional, single-arm, open-label, multicentre investigation enrolling patients to use  
105 Test Product (Heylo™ delivered together with a Support Service) for 12±2 weeks. A private clinical research  
106 organization (CRO) and nine National Health Service (NHS) hospital sites across UK recruited patients.  
107 Hospital sites recruited patients via chart/patient list reviews of those with recent surgery, independently of  
108 the Sponsor. The CRO recruited patients consecutively from a list provided to the CRO from Coloplast of  
109 patients registered within the Coloplast Charter database (Coloplast Charter offers support on products and  
110 routines and helps people with a stoma with product ordering and delivery) and who had stoma surgery  
111 within the past 9 months. All patients who completed this inclusion criteria were submitted to the CRO for  
112 further screening. Enrolment of patients at the CRO was independent from the Sponsor. The UK hospital sites  
113 were identified through open application and approached with assistance from the National Institute for  
114 Health and Care Research (NIHR) site identification processes.

115 Patients were invited for an information- and inclusion visit (V0) and signed consent forms before formally  
116 entering the study (Figure 1). Patients filled in questionnaires at baseline (V1) and after 4 (V2), 6, 8 (V3), 10  
117 and 12 (V4) weeks use of Test Product. Study nurses conducted evaluations on contacts with healthcare  
118 professionals together with the patient at V1, V2, V3 and V4.

119

### 120 Test Product (Heylo™ solution)

121 Patients were provided a Heylo™ starter kit (consisting of one transmitter, one charger and ten sensor layers),  
122 an additional transmitter, and enough sensor layers for users to change ostomy solutions to a similar routine  
123 as they would normally do. Patients were instructed to install the bespoke Heylo™ app on their personal  
124 smartphones. Heylo™ was delivered together with a remote Support Service (Coloplast Care Plus) consisting  
125 of three elements:

- 126 1. *Coloplast Charter* offers support on products and routines and helps people with a stoma with  
127 product ordering and delivery.
- 128 2. *Leakage Service*: Patients could call Coloplast Charter for support on leakage issues, and/or Coloplast  
129 Charter could reach out to patient based on triggers, if patient was struggling with leakage (observed  
130 from Heylo™ app leakage data in cloud).
- 131 3. Patient could call Coloplast Charter for *Technical Support* (e.g. questions about Bluetooth  
132 connectivity).

133 The leakage notification system works both as a stand-alone solution and with the leakage support service  
134 included in this study. Availability of the leakage support service is currently country specific, nevertheless, a  
135 technical support service will be available in all countries.

136

### 137 Selection of study participants

138 In respective sites, patients were identified by the research team from various sources, including, from  
139 operative and colorectal specialist multi-disciplinary team meeting lists and stoma care nursing databases.  
140 The sites recruited patients who were assessed to be able to follow study procedures for three months.  
141 Inclusion criteria identified those with an ileostomy or colostomy being >18 years and having liquid/mushy  
142 effluent (Bristol scale 5-7) [17]. Patients should have had their stoma for ≤9 months and have self-managed  
143 their stoma products for at least 14 days. Also, patients had to have a smartphone applicable to the bespoke  
144 Heylo™ app and be willing to sign up to Coloplast Charter (Dispensing Appliance Contractor) during the study,  
145 as other Dispensing Appliance Contractors currently cannot support the *Leakage Service* and *Technical*  
146 *Support*.

147 Patients could not be enrolled if they had stage 4 cancer and/or limited life expectancy. Patients with a  
148 complicated stoma at baseline (dehiscence/prolapse/hernia), with severe PSCs, and patients using topical  
149 steroid treatment in the peristomal area or receiving systemic steroid treatments were excluded. Patients  
150 with a pacemaker, known sensitivity to acrylate, and females being pregnant, or breastfeeding were excluded  
151 from participating in the study.

152

### 153 Patient demographics and endpoints

154 Patient demographics were recorded at baseline.

155 At baseline and during test period patients filled in questionnaires evaluating various endpoints:

#### 156 *Primary endpoint:*

- 157 • Self-reported number of events of stoma effluent leakage outside the baseplate within the past 2  
158 weeks.

#### 159 *Secondary endpoints:*

- 160 • Patient self-management using the Patient Activation Measure (PAM) instrument, 13-item version  
161 [18].

- 162       • Burden of leakage and QoL using the validated Ostomy Leak Impact (OLI) tool [19].  
163       • Health-Related QoL (HRQoL) by the EQ-5D-5L [20, 21].

164

165 *Other assessment*

- 166       • Assessment of psychological well-being by WHO-5, a five-item questionnaire [22].

167

168 Adverse events were recorded continuously throughout the study. Assessment of each adverse event and  
169 whether the adverse events were related to the Test Product was made and registered in the data  
170 management system by the study nurse and was afterwards independently assessed by the hospital site  
171 responsible Principal Investigator. All adverse events have been listed in Supplementary Table 1 and  
172 Supplementary Table 2.

173

174 **Statistics**

175 Sample size calculation was based on a worst-case calculation, where the primary endpoint was evaluated  
176 as leakage outside the baseplate within the last 2 weeks (Yes/No) instead of using the exact number of times  
177 with leakage, since the distribution was unknown. If this proportion was reduced from 27% at baseline to 3%  
178 by end of study and using a 2-sided paired exact test in the binomial distribution (testing on a 5% level) we  
179 needed at least 45 patients to ensure a power of 85% to detect a significant difference. To allow for a  
180 dropout-rate of 25%, it was estimated that at least 60 patients should be enrolled.

181 Statistical analyses were performed using SAS v. 9.4 (SAS Institute Inc., Cary, NC) after data entry and data  
182 management using a validated data management system (Smart-Trial version 2021.4.).

183 The primary endpoint was evaluated by paired comparison between data from 12 weeks (V4) (or last visit  
184 after at least 4 weeks use of Test Product if V4 data were missing) and baseline data (V1). A Poisson  
185 distribution was used for modelling data. The comparison was performed by a generalized linear mixed  
186 model with visit as a fixed effect, patient as a random effect and using a negative binomial distribution to  
187 allow for over-dispersion of the Poisson parameter.

188 The remaining endpoints were analysed like the primary endpoint except that they were assumed normally  
189 distributed and thereby were analysed by linear mixed models. Furthermore, the analyses included time  
190 since discharge as a covariate.



191 The contribution of time since discharge to the baseline values was first inspected visually, and if evaluated  
192 applicable tested by linear regressions whether slopes were equal to zero.

193

#### 194 Ethical consideration

195 The study was carried out in accordance with the Declaration of Helsinki, ISO 14155:2011 and European  
196 Medical Device Regulation (2017/745) (MDR). The study was approved by the Ethical Committee of the *West*  
197 *Midlands - South Birmingham Research Ethics Committee* in UK before study initiation (IRAS Project-ID:  
198 297458). The study was registered on ClinicalTrials.gov (*NCT05135754*). All patients were fully informed  
199 about the investigation, both verbally and in writing, and all gave written informed consent to participate in  
200 the study. Participation in the study was voluntary and patients could withdraw from the study at any time.  
201 The study was conducted from November 2021 to August 2022 in UK.

202

#### 203 Role of the Funding Source

204 The study was funded by Coloplast A/S. The Sponsor was involved in study design, analysis, and interpretation  
205 of data, in writing the report, and in the decision to submit the paper for publication. The site investigators  
206 conducted screening, planned visits, investigated adverse events independently from the Sponsor and study  
207 participants filled in online questionnaires independently from both the Sponsor and study nurses.

## 208 Results

### 209 Demographics of study participants

210 A total of 100 newly operated patients ( $\leq 9$  months since stoma surgery) were enrolled in the study from ten  
211 sites across the UK (safety population), thus overrecruiting the intended number of patients. The hospital  
212 sites screened 187 patients of which 60 patients were enrolled (32.1%), and the CRO screened 325 patients  
213 of which 40 patients were enrolled (12.3%). Eight patients were omitted from the intention-to-treat (ITT)  
214 population and furthermore twelve patients did not complete the study as planned (Figure 1). Data from the  
215 ITT population ( $n=92$ ) were included in the final statistical analyses.

216 Mean age of patients was 49.4 years (range 18-81;  $SD=14.7$ ) and 53% were female. Eighty percent had an  
217 ileostomy and 20% had a colostomy. Reasons for stoma formation were cancer (34%), ulcerative colitis (22%)  
218 or Crohn's disease (13%), or due to *other* causes (Table 1). On average, patients had their stoma surgery  
219 140.9 days (range 21-275;  $SD=77.7$ ) prior to enrolment.

220 Two-third of the patients used Coloplast brand products as their regular ostomy solution and 95% of patients  
221 used 1-piece products. Moreover, two-third of patients used a convex product type (Table 1).

222 A total of  $n=108$  calls with *Support Service* were recorded with the main points of discussion being leakage  
223 issues (58%) and questions related to Test Product (13%). Furthermore,  $n=29$  *Technical Support* calls were  
224 conducted during the study period with the main points of discussion being issues with transmitter (40%) or  
225 Bluetooth connection (40%).

226

### 227 Leakage outside baseplate

228 On average, patients experienced 1.57 (95%CI [1.19;2.08]) episodes of leakage outside baseplate in two  
229 weeks at baseline versus 0.93 (95%CI [0.56;1.54]) with Test Product, corresponding to a 41% reduction in  
230 episodes of leakage outside the baseplate ( $P=0.046$ ) (Figure 2).

231 Almost half of the patients (46%) did not report episodes of leakage outside the baseplate at baseline, this  
232 increased to 66% at the final evaluation.

233

### 234 Patient Self-management

235 PAM-scores improved on average  $\Delta 6.6$  points (95%CI [3.45;9.78]) from 68.2 at baseline to 74.8 with Test  
236 Product ( $P<0.001$ ) (Figure 3).

## 237 Quality of life

238 Patients had significantly better scores in all three domains of the OLI tool when using the Test Product  
239 compared with baseline (Figure 4). The *Emotional impact* domain score increased with  $\Delta 20.0$  points (95%CI  
240 [15.0;25.0],  $P < 0.001$ ), the *Usual and social activities* domain score increased  $\Delta 6.3$  points (95%CI [2.7;9.9],  
241  $P < 0.001$ ) and the *Coping and control* domain score increased  $\Delta 14.3$  points (95%CI [8.3;20.4],  $P < 0.001$ ) from  
242 baseline to the final evaluation.

243 Patients scored significantly higher on the generic WHO-5 well-being index, with the score increasing  $\Delta 8.0$   
244 points (95%CI [4.2;11.8],  $P < 0.001$ ) from 56.9 at baseline to 64.9 at the final evaluation (Table 2).

245 Patients scored significantly higher on the EQ-5D-5L Visual Analogue Scale (VAS) with an improvement of  
246  $\Delta 4.7$  points (95%CI [1.6;7.8],  $P = 0.004$ ) from baseline to the final evaluation (Table 2). The EQ-5D-5L index  
247 score tended to increase ( $\Delta 0.034$ ; 95%CI [-0.00;0.07],  $P = 0.075$ ) (Table 2).

248

## 249 Effect of time since discharge on outcome measures

250 It was assessed if time since hospital discharge had an impact on patients' baseline outcome levels. As an  
251 example, for the *Emotional impact* domain of the OLI tool (Supplementary Figure 1), no significant change in  
252 baseline values were observed as a function of time since hospital discharge ( $P = 0.933$ ). Similar was observed  
253 for all other outcome measures, with none of the baseline outcome measures changing significantly as a  
254 result of time since hospital discharge (Table 3). These results were also reflected in the analyses of the  
255 endpoints, where the effect for the covariate (time since discharge) was not significant.

256

## 257 Safety

258 In total  $n = 88$  adverse events were recorded in  $n = 33$  patients (33%), of these  $n = 10$  ( $n = 5$  patients; 5%) were  
259 serious. None (0%) of the serious adverse events, were independently assessed by the site based principal  
260 investigators to be related to the Test Product (Supplementary Table 1). A total of  $n = 78$  non-serious adverse  
261 events were recorded for  $n = 29$  patients (Supplementary Table 2). Twenty-one non-serious adverse events  
262 for  $n = 18$  patients were assessed by investigators to be 'possibly', 'probably', or 'causally' related to the Test  
263 Product. Most of the adverse events ( $n = 20$ ) were associated with skin and subcutaneous tissue disorders  
264 (primarily skin irritation) and one adverse event was recorded to be related to a gastrointestinal disorder  
265 (stoma bleeding). Intensity of two adverse events was considered moderate, and the remaining adverse  
266 events were considered mild. Two adverse events related to skin irritation caused two patients to discontinue

267 the study. One patient discontinued the study due to a device deficiency (issue with transmitter), which could  
268 not have led to a serious adverse event. Consequently, no corrective actions were required to be taken.

## 269 Discussion

270 Leakage of stomal effluent is a common problem for people with a stoma [13]. Currently available products  
271 within stoma care do not sufficiently enable users to take proactive care to avoid leakage progressing outside  
272 the baseplate and address the mental burden of worrying about leakage. Digital health solutions, i.e.  
273 wearable devices and connected healthcare solutions, are increasingly being adopted in healthcare systems  
274 across different areas of patient care [23].

275 In the present study, patients using a new digital leakage notification system experienced significantly fewer  
276 episodes of leakage outside the baseplate. By notifying patients about effluent seeping underneath the  
277 baseplate, this enabled them to inspect and change baseplate before effluent progressed outside the  
278 baseplate. The current study corroborates previous results from an exploratory investigation of the Test  
279 Product as a stand-alone solution for experienced users with leakage issues [16]. This indicates that the Test  
280 Product can help both patients newly discharged and experienced users in reducing number of leakages  
281 progressing outside the baseplate.

282 Previous studies have highlighted that the impact of leakage on participation in daily activities and the mental  
283 burden of worrying about leakage is correlated with the frequency of experiencing leakage episodes [10, 24].  
284 In this study, patients scored significantly higher in all three domains of the OLI tool at the final evaluation  
285 compared with baseline (Figure 4). The magnitudes of the improvements were of clinical relevance with  
286 changes being similar to or higher than the minimally clinically important differences previously established  
287 (MCID-values based on average of three evaluation-methods: *Emotional impact*  $\Delta 7.6$ ; *Usual and social*  
288 *activities*  $\Delta 6.6$ ; *Coping and control*  $\Delta 7.2$ ) [19], indicating that the Test Product provides a meaningful change  
289 for patients and overall means that patients felt less embarrassment, less frustration, better engagement in  
290 social activities, and felt better in control with their situation.

291 Moreover, patients scored significantly higher on the WHO-5 well-being index, with the score increasing  $\Delta 8.0$   
292 points from 56.9 at baseline to 64.9 at the final evaluation. The increase of  $\Delta 8.0$  points on the WHO-5 scale  
293 was statistically significant, however may not necessarily be clinically relevant, since the MCID for this tool is  
294 described as a 10 percentage-point change [22, 25]. Nonetheless, after using Test Product for 12 weeks, the  
295 WHO-5 index well-being level reached the mean level of the general UK population, which in 2016 was 63.5  
296 in those aged 35-50 [26], suggesting that the improvement observed had reached the baseline level for the  
297 UK population.

298 The EQ-5D-5L instrument was used to measure patients' HRQoL, which can be used for economic evaluations  
299 and comparisons [27]. The baseline EQ-5D-5L index score was in the present study found to be 0.713 (UK

300 specific), which is similar to scores for people with a stoma experiencing 1 to 4 leakage incidents per month  
301 reported in a time-trade-off study [28]. This is markedly lower than the score reported for the general  
302 population in England (0.885) [29]. In the present study, the EQ-5D-5L index score tended to increase from  
303 baseline to the final evaluation ( $\Delta 0.034$ ,  $P=0.075$ ). The baseline VAS score was 71.8 in this trial, thus, much  
304 lower than the mean self-rated VAS score of 82 found for the general population aged 45-54 years in UK [30].  
305 After use of Test Product for 12 weeks the EQ-VAS score improved with  $\Delta 4.7$  points to 76.5, though still in  
306 the lower end of the VAS level for the general population. Taken together, these data indicate that people  
307 with a stoma experience lower QoL and mental well-being compared with the general population and that  
308 use of the Test Product appeared to improve QoL and mental well-being in our study population.

309 The UK patient pathway for stoma care provides most support within the first year of stoma formation, where  
310 stoma care nurses try to empower patients to be able to self-manage their stoma care and subsequently the  
311 pathway recommends annual reviews concerning stoma management and product use [31]. An interesting,  
312 but nonetheless worrying observation was that for all endpoints, the baseline values across patients entering  
313 the study at different time points since hospital discharge were unchanged, indicating that patients entering  
314 the study nine months after stoma formation were not doing better than patients entering the study one  
315 month after stoma formation. This corroborates an earlier observation that people with recent stoma  
316 formation (<1 year) generally report higher burden of leakage compared with more experienced users [10]  
317 and may still be lacking basic support in stoma care provision, leading to increased pressure on the healthcare  
318 system. Clearly, new ways of supporting such patients may be required.

319 Supported self-management is part of the NHS Long Term Plan to empower people to better manage ongoing  
320 physical and mental health conditions themselves [32]. The PAM-13 tool was used to assess patient's  
321 knowledge, skill, and confidence for managing their own health and healthcare [18]. The PAM-score  
322 improved on average  $\Delta 6.6$  points when using Test Product, which is higher than the MCID of an at least 4-  
323 point difference [33]. This indicates that the Test Product provides a meaningful improvement in patients'  
324 ability to manage their own health situation. High Patient Activation and self-management capability is  
325 associated with lower healthcare utilisation and less wasteful use of resources across primary and secondary  
326 care in UK [34, 35]. Indeed, a recent study highlighted that experiencing leakage incidents outside baseplate  
327 promoted behavioural changes leading to increased use of ostomy solutions, supporting products and  
328 interactions with health professionals, to mitigate the risk of future leakage events [24]. Supporting Patient  
329 Activation via digital solutions may potentially be a way to secure appropriate use of healthcare resources  
330 and ease the burden on the healthcare system. Future studies should identify the effect of this product and  
331 support service within specific populations, different types of stoma and for longer time-points. In addition, the  
332 role of more intensive follow-up of stoma patients is an area of potential evaluation.

333 Study results should be interpreted considering limitations of the study design. The trial was a non-blinded,  
334 single-arm study, which might influence the subjective evaluations of the Test Product. Thus, improvements  
335 could be an effect of the Test Product, a study effect, due to natural improvements with time passing since  
336 surgery or a combination of all three factors. None of the endpoints were significantly changed as a function  
337 of time since hospital discharge. We therefore perceive that the improvements observed in the study are not  
338 a result of natural improvements over time, but due to an actual effect of the Test Product, with a potential  
339 influence by some study effect. Additionally, baseline values may be influenced by recall bias, since patients  
340 were not told to monitor leakage frequency until part of the study. The observed reduction in leakage  
341 episodes was lower than expected and likely influenced by several factors. Many patients did not experience  
342 leakage episodes outside their baseplate at baseline and a higher level than expected reported leakage  
343 episodes outside their baseplate when using the system. Since patients had a newly formed stoma (within 9  
344 months of surgery), they may be more prone to episodes of sudden leakage incidents that, which reduce  
345 with experience and more stable behaviours. This may explain that leakage episodes did not reflect the 3%  
346 assumed in the sample size calculation. Moreover, for future investigations a more thorough understanding  
347 of the reported incidents should be explored, to report if these were or were not perceived as an  
348 'embarrassing situation' for the patients (e.g. did the patient know that a leakage was on the way or did the  
349 patient experience fast progressing leakages that they could not react to in time?).

350 In conclusion, patients experienced significantly fewer leakage incidents outside the baseplate when using  
351 the Test Product and experienced significant improvements in QoL and mental well-being. Besides improving  
352 users' QoL, patients also became more knowledgeable, pro-active, and engaged in managing their own  
353 health.

## 354 Contributors

355 *TAA, EBB, RA and RRWB* conceptualized and designed the study. *RRWB* was the chief investigator of the  
356 study. *DS* and *MA* were involved in collection of data. *HDH* performed the statistical analyses. All authors had  
357 access to data in the study and all authors were involved in the interpretation of the data.

358 *MV* wrote the first draft of the manuscript. All authors were involved in reviewing and editing of the  
359 manuscript. All authors gave final approval to publish the manuscript, and all agreed to be accountable for  
360 all aspects of the work.

361

## 362 Acknowledgement

363 The authors wish to express their sincere gratitude to all patients who participated in the study and to all  
364 health professionals involved in the study at the hospital sites (*The Newcastle Upon Tyne Hospitals NHS*  
365 *Foundation Trust, Leeds Teaching Hospitals NHS Trust, North Bristol NHS Trust, Chelsea & Westminster NHS*  
366 *Hospital, North West Anglia NHS Foundation Trust Peterborough City Hospital, James Paget University*  
367 *Hospitals NHS Foundation Trust, Royal Devon and Exeter NHS Foundation Trust, South Tees NHS Trust James*  
368 *Cook University Hospital, and Lancashire Teaching Hospitals NHS Trust Royal Preston Hospital*) and  
369 *Illingworth Research Group.*

370

## 371 Data sharing

372 Deidentified data that underlie the results of this study, as well as study protocol, statistical analysis plan and  
373 informed consent form are available from the corresponding author upon reasonable request.

374

## 375 Funding

376 The study was funded by Coloplast A/S, Humlebaek, Denmark



## 377 References

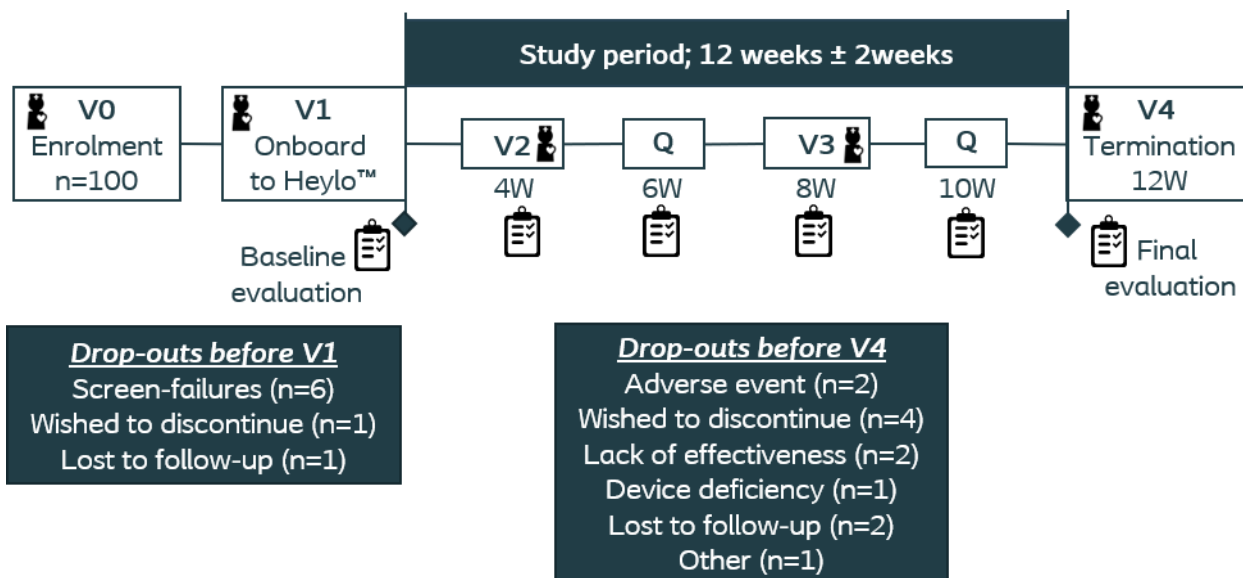
- 378 1. Kettle J. StoMap Programme Baseline Report. *East of England NHS Collaborative Procurement Hub*  
379 2019
- 380 2. Aibibula M, Burry G, Gagen H, Osborne W, Lewis H, Bramwell C, et al. Gaining consensus: the  
381 challenges of living with a stoma and the impact of stoma leakage. *Br J Nurs* 2022; **31**: S30-S9.
- 382 3. Sharpe L, Patel D, Clarke S. The relationship between body image disturbance and distress in  
383 colorectal cancer patients with and without stomas. *J Psychosom Res* 2011; **70**: 395-402.
- 384 4. Richbourg L, Thorpe JM, Rapp CG. Difficulties experienced by the ostomate after hospital discharge.  
385 *J Wound Ostomy Continence Nurs* 2007; **34**: 70-9.
- 386 5. Pearson R, Knight SR, Ng JC, Robertson I, McKenzie C, Macdonald AM. Stoma-related complications  
387 following ostomy surgery in 3 acute care hospitals: a cohort study. *J Wound Ostomy Continence Nurs*  
388 2020; **47**: 32-8.
- 389 6. Claessens I, Probert R, Tielemans C, Steen A, Nilsson C, Andersen BD, et al. The Ostomy Life Study:  
390 the everyday challenges faced by people living with a stoma in a snapshot. *Gastrointest Nurs* 2015;  
391 **13**: 18-25.
- 392 7. O'Connor G. Teaching stoma-management skills: the importance of self-care. *Br J Nurs* 2005; **14**: 320-  
393 4.
- 394 8. Di Gesaro A. Self-care and patient empowerment in stoma management. *Gastrointest Nurs* 2012; **10**:  
395 19-23.
- 396 9. Bulkley JE, McMullen CK, Grant M, Wendel C, Hornbrook MC, Krouse RS. Ongoing ostomy self-care  
397 challenges of long-term rectal cancer survivors. *Support Care Cancer* 2018; **26**: 3933-9.
- 398 10. Jeppesen PB, Vestergaard M, Boisen EB, Ajslev TA. Impact of Stoma Leakage in Everyday Life: Data  
399 from the Ostomy Life Study 2019. *Br J Nurs* 2022; **31**: S48-S58.
- 400 11. Voegeli D, Karlsmark T, Eddes EH, Hansen HD, Zeeberg R, Håkan-Bloch J, et al. Factors influencing the  
401 incidence of peristomal skin complications: evidence from a multinational survey on living with a  
402 stoma. *Gastrointest Nurs* 2020; **18**: S31-S8.
- 403 12. Osborne W, White M, Aibibula M, Boisen EB, Ainsworth R, Vestergaard M. Prevalence of leakage and  
404 its negative impact on quality of life in people living with a stoma in the UK. *Br J Nurs* 2022; **31**: S24-  
405 S38.
- 406 13. Martins L, Andersen BD, Colwell J, Down G, Forest-Lalande L, Novakova S, et al. Challenges faced by  
407 people with a stoma: peristomal body profile risk factors and leakage. *Br J Nurs* 2022; **31**: 376-85.
- 408 14. Braumann C, Müller V, Knies M, Aufmesser B, Schwenk W, Koplín G. Quality of life and need for care  
409 in patients with an ostomy: a survey of 2647 patients of the Berlin Ostomy-Study (BOSS).  
410 *Langenbecks Arch Surg* 2016; **401**: 1191-201.
- 411 15. Davis JS, Svavarsdóttir MH, Pudło M, Arena R, Lee Y, Jensen MK. Factors impairing quality of life for  
412 people with an ostomy. *Gastrointest Nurs* 2011; **9**: 14-8.
- 413 16. Brady RRW, Fellows J, Meisner S, Olsen JK, Vestergaard M, Ajslev TA. A pilot study of a digital ostomy  
414 leakage notification system: impact on worry and quality of life. *Br J Nurs* 2023; **32**: S4-S12.
- 415 17. Lewis SJ, Heaton KW. Stool form scale as a useful guide to intestinal transit time. *Scand J*  
416 *Gastroenterol* 1997; **32**: 920-4.
- 417 18. Hibbard JH, Mahoney ER, Stockard J, Tusler M. Development and testing of a short form of the patient  
418 activation measure. *Health Serv Res* 2005; **40**: 1918-30.
- 419 19. Nafees B, Størling ZM, Hindsberger C, Lloyd A. The ostomy leak impact tool: development and  
420 validation of a new patient-reported tool to measure the burden of leakage in ostomy device users.  
421 *Health Qual Life Outcomes* 2018; **16**
- 422 20. Feng Y-S, Kohlmann T, Janssen MF, Buchholz I. Psychometric properties of the EQ-5D-5L: a systematic  
423 review of the literature. *Qual Life Res* 2021; **30**: 647-73.
- 424 21. Herdman M, Gudex C, Lloyd A, Janssen M, Kind P, Parkin D, et al. Development and preliminary  
425 testing of the new five-level version of EQ-5D (EQ-5D-5L). *Qual Life Res* 2011; **20**: 1727-36.

- 426 22. Topp CW, Østergaard SD, Søndergaard S, Bech P. The WHO-5 Well-Being Index: a systematic review  
427 of the literature. *Psychother Psychosom* 2015; **84**: 167-76.
- 428 23. Awad A, Trenfield SJ, Pollard TD, Ong JJ, Elbadawi M, McCoubrey LE, et al. Connected healthcare:  
429 Improving patient care using digital health technologies. *Adv Drug Deliv Rev* 2021; **178**: 113958.
- 430 24. de Fries Jensen L, Rolls N, Russell-Roberts P, Vestergaard M, Jensen ML, Boisen EB. Leakage of stomal  
431 effluent outside the baseplate leads to rise in product usage and health professional interactions. *Br*  
432 *J Nurs* 2023; **32**: 8-19.
- 433 25. Newnham EA, Hooke GR, Page AC. Monitoring treatment response and outcomes using the World  
434 Health Organization's Wellbeing Index in psychiatric care. *J Affect Disord* 2010; **122**: 133-8.
- 435 26. European Quality of Life Survey.
- 436 27. Wolowacz SE, Briggs A, Belozeroff V, Clarke P, Doward L, Goeree R, et al. Estimating health-state  
437 utility for economic models in clinical studies: an ISPOR good research practices task force report.  
438 *Value Health* 2016; **19**: 704-19.
- 439 28. Rolls N, Yssing C, Bøgelund M, Håkan-Bloch J, de Fries Jensen L. Utilities associated with stoma-  
440 related complications: peristomal skin complications and leakages. *J Med Econ* 2022
- 441 29. Popping S, Kall M, Nichols BE, Stempfer E, Versteegh L, van de Vijver DA, et al. Quality of life among  
442 people living with HIV in England and the Netherlands: a population-based study. *Lancet Reg Health*  
443 *Eur* 2021; **8**: 100177.
- 444 30. Janssen M, Szende A, Cabases J, Ramos-Goñi JM, Vilagut G, König H-H. Population norms for the EQ-  
445 5D-3L: a cross-country analysis of population surveys for 20 countries. *Eur J Health Econ* 2019; **20**:  
446 205-16.
- 447 31. Davenport R. A proven pathway for stoma care: the value of stoma care services. *Br J Nurs* 2014; **23**:  
448 1174-80.
- 449 32. (Accessed: September 2023) NHS Long Term Plan.
- 450 33. Hibbard JH, Greene J, Tusler M. Improving the outcomes of disease management by tailoring care to  
451 the patient's level of activation. *Am J Manag Care* 2009; **15**: 353-60.
- 452 34. Barker I, Steventon A, Williamson R, Deeny SR. Self-management capability in patients with long-  
453 term conditions is associated with reduced healthcare utilisation across a whole health economy:  
454 cross-sectional analysis of electronic health records. *BMJ Qual Saf* 2018; **27**: 989-99.
- 455 35. Bu F, Fancourt D. How is patient activation related to healthcare service utilisation? Evidence from  
456 electronic patient records in England. *BMC Health Serv Res* 2021; **21**: 1-7.

457

458

459 **Figure 1.** Overview of study design and drop-outs.

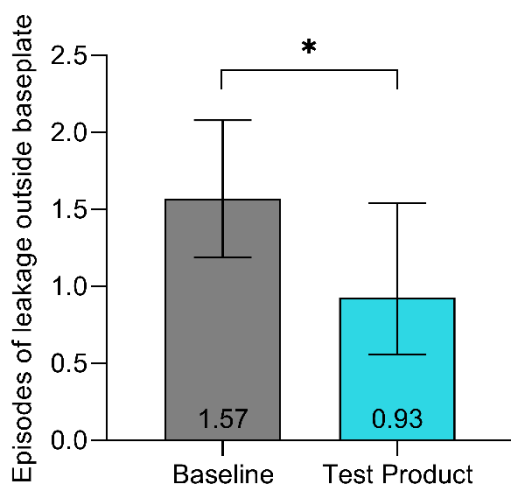


460

461

462

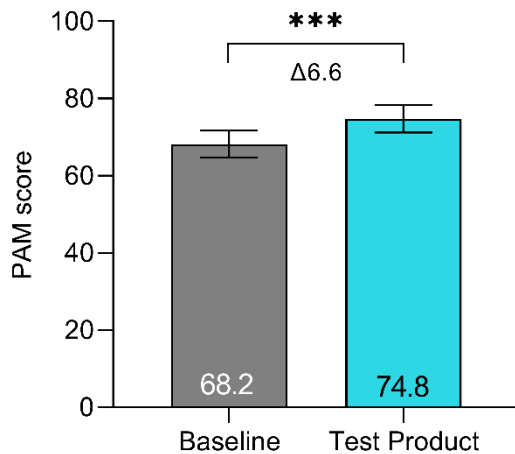
463 **Figure 2.** Episodes of leakage outside baseplate. Patients recalled episodes during the last 2 weeks. Data is  
 464 presented as LS means and error bars represent the 95% confidence intervals. \* $P < 0.05$ , \*\* $P < 0.01$ ,  
 465 \*\*\* $P < 0.001$ .



466

467

468 **Figure 3. Patient Activation Measure.** PAM scores at baseline and the final evaluation. PAM is scored on a  
469 scale ranging from 0 to 100. Individuals who score high on this instrument typically understand the  
470 importance of taking a proactive role in managing their health and have the skills and confidence to do so  
471 [18]. Data is presented as LS means and error bars represent the 95% confidence intervals. \* $P < 0.05$ ,  
472 \*\* $P < 0.01$ , \*\*\* $P < 0.001$ .

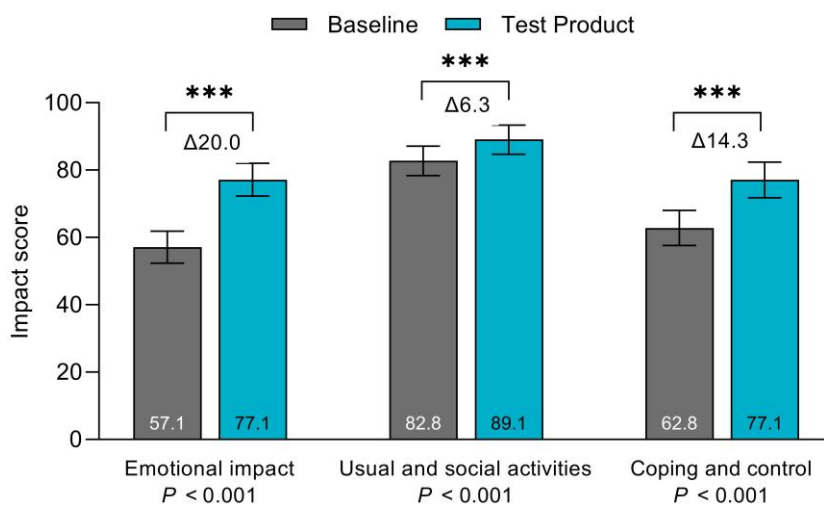


473

474

475 **Figure 4. Burden of leakage.** The OLI tool summarizes the burden of leakage in three domains: *Emotional*  
476 *impact*, *Usual and social activities* and *Coping and control*. Each domain sums into a total score ranging from  
477 0 to 100. A higher score reflects lower impact [19]. Data is presented as LS means and error bars represent  
478 the 95% confidence intervals. \* $P < 0.05$ , \*\* $P < 0.01$ , \*\*\* $P < 0.001$ .

479



480

481

482 **Table 1.** Demographics of intention-to-treat population

<b>Parameter</b>	<b>Total (n=92)</b>
<b>Age (years): Mean ± SD (range)</b>	49.4 ± 14.7 (18; 81)
<b>Sex: n (%)</b>	
Females	49 (53.3%)
Males	43 (46.7%)
<b>Days since stoma surgery to V0: Mean ± SD (range)</b>	140.9 ± 77.7 (21; 275)
<b>Days since discharge from hospital to V0: Mean ± SD (range)</b>	130.5 ± 76.1 (16; 256)
<b>Type of stoma: n (%)</b>	
Ileostomy	74 (80.4%)
Colostomy	18 (19.6%)
<b>Reason for stoma creation*: n (%)</b>	
Ulcerative colitis	20 (21.7%)
Cancer	31 (33.7%)
Crohn's Disease	12 (13.0%)
Other	31 (33.7%)
<b>Ostomy solution brand**: n (%)</b>	
Coloplast	61 (66.3%)
Another manufacturer	33 (35.7%)
<b>Ostomy solution: n (%)</b>	
1-piece	87 (94.6%)
2-piece	5 (5.4%)
<b>Baseplate type: n (%)</b>	
Flat	27 (29.3%)
Convex	59 (64.2%)
Concave	6 (6.5%)

483 \* Two patients reported both a specific reason for stoma creation and pressed the option *other* as well.

484 \*\* Two patients reported using two different brands of ostomy solutions.

485 **Table 2.** *Evaluation of health-related QoL and mental well-being.*

486 Health-related QoL was assessed by the EQ-5D-5L questionnaire. Translation of health-states and index  
 487 scores are based on the specific value set for UK. The second part of the questionnaire consists of a visual  
 488 analogue scale (VAS) on which the patient rates perceived health from 0 (worst imaginable health) to 100  
 489 (best imaginable health) [20, 21].

490 Mental well-being was assessed using the WHO-5 questionnaire with the scale ranging from 0 (worst level of  
 491 psychological well-being) to 100 (highest level of well-being) [22].

492 Data is presented as LS mean scores (95% Confidence Intervals).

Parameter	Baseline	Final evaluation	Difference	P value
<b>EQ-5D-5L</b>				
Index score	0.713 (0.663; 0.763)	0.747 (0.696; 0.798)	0.034 (-0.00; 0.07)	0.075
VAS score	71.8 (68.1; 75.5)	76.5 (72.7; 80.2)	4.7 (1.6; 7.8)	0.004
<b>WHO-5</b>	56.9 (51.9; 62.0)	64.9 (59.8; 70.1)	8.0 (4.2; 11.8)	<0.001

493

494 **Table 3.** *Impact of time since discharge on baseline values of all outcome measures.*

Parameter	Slope (Score change / day)	P value
Leakage outside baseplate	-0.00339	0.194
PAM-13 score	-0.01275	0.522
Emotional impact (OLI)	0.00230	0.933
Usual and social activities (OLI)	0.01358	0.604
Coping and control (OLI)	0.03245	0.306
EQ-5D-5L (Index)	0.00028606	0.289
EQ-5D-5L (VAS)	0.00102	0.962
WHO-5	0.00343	0.899

495