

1 **Title**

2 The concentration of tuberculosis within Paraguay's incarcerated and Indigenous populations,
3 2018-2022

4 **Keywords**

5 Tuberculosis, epidemiology, incarceration

6 **Author list**

7 Angélica Medina^{1*}, Jacob Sussman^{2*}, Natalia Sosa¹, Melissa Valdez¹, Jason R. Andrews³, Julio
8 Croda^{4,5,6}, Gladys Estigarribia Sanabria⁷, Guillermo Sequera^{1,8#}, Sarita Aguirre^{1#}, Katharine S.
9 Walter^{2#}

10 * These authors contributed equally to this article.

11 # These authors contributed equally to this article.

12 **Affiliations**

- 13 1. Programa Nacional de Control de la Tuberculosis, Asunción, Paraguay
- 14 2. University of Utah School of Medicine, Salt Lake City, Utah, USA
- 15 3. Stanford University School of Medicine, Stanford, California, USA
- 16 4. Federal University of Mato Grosso do Sul - UFMS, Campo Grande, MS, Brazil
- 17 5. Oswaldo Cruz Foundation Mato Grosso do Sul, Mato Grosso do Sul, Brazil
- 18 6. Yale School of Public Health, New Haven, Connecticut, USA
- 19 7. Instituto Regional de Investigación en Salud, Caaguazú, Paraguay
- 20 8. Instituto de Salud Global de Barcelona (ISGLOBAL), Barcelona, Spain

21 Address for correspondence: Katharine S. Walter, Division of Epidemiology, University of Utah
22 School of Medicine, 295 Chipeta Way, Salt Lake City, UT 84108, (801) 585-6667; email:
23 Katharine.Walter@hsc.utah.edu

24 **Abstract**

25 While incidence of tuberculosis (TB) has decreased globally, in Paraguay, considered a
26 medium-incidence country by the WHO, TB incidence has increased slightly from 42 per
27 100,000 in 2010 to 46 per 100,000 in 2022. We conducted a retrospective study of TB cases
28 notified to the Paraguay National Program for Tuberculosis Control (NPTC) from 2018 to 2022
29 and quantified trends in specific populations identified as vulnerable. Of the 13,725 TB cases
30 notified in Paraguay from 2018 to 2022, 2,331 (17%) occurred among incarcerated individuals
31 and 1,743 (12.7%) occurred among self-identified Indigenous individuals. In 2022, the relative
32 risk of TB was 87 and 6.4 among the incarcerated and Indigenous populations, compared with
33 the non-incarcerated and non-Indigenous populations respectively. We found significant
34 heterogeneity in TB incidence across Paraguay's 17 departments. Our findings highlight the
35 urgency of expanding access to TB diagnosis, treatment, and prevention in populations at
36 heightened risk of TB in Paraguay.

37 **Funding**

38 K01AI173385 (NIH, NIAID), University of Utah Undergraduate Research Opportunity Program

39

40

41

42

43

44

45

46

47

48 INTRODUCTION

49 Tuberculosis (TB) remains the leading cause of death from an infectious disease globally
50 (1). Despite being both preventable and curable, 1.3 million people died from TB in 2022 (1).
51 While over the past decade global incidence rates of TB have decreased, between 2015 and 2022
52 there was a 13% increase in TB incidence in the Americas (2,3). In Paraguay, a medium-
53 incidence country, the TB incidence increased from 42 (37-48) per 100,000 in 2010 (2) to 46
54 (39-54) per 100,000 in 2022 (4,5). Recently observed increases in TB notifications may partly
55 reflect the impact of the COVID-19 pandemic on TB case detection and treatment. Yet what
56 explains recent increases in the country's TB notifications and whether specific populations
57 remain at heightened risk of TB is not fully understood.

58 Globally, TB is a disease of poverty and is concentrated among populations marginalized
59 from access to healthcare and other social services. For example, incarcerated populations have
60 an incidence nine times that of the non-incarcerated population, and the relative risk of TB
61 among incarcerated populations is many times higher in some countries (6). This reflects
62 extreme overcrowding, lack of or limited access to healthcare, poor access to nutrition, and other
63 characteristics of carceral environments. In the Americas, Indigenous populations are also at
64 heightened risk for TB, reflecting historic and ongoing displacement and exclusion from access
65 to healthcare and other services (7,8). TB incidence among Indigenous peoples in South America
66 reached epidemic levels following European colonization (7), and has been amplified by social
67 marginalization, food insecurity, and a lack of access to housing and healthcare. While much of
68 Paraguay's Indigenous population lives in rural areas (9), similar barriers to TB diagnosis,
69 treatment, and broader healthcare exist among Indigenous communities residing in urban areas.

70 In Paraguay, a previous study found that the relative risk of TB in prisons compared to
71 the community was 70.3 (95% CI, 67.7-73.1) and an increasing percentage of country-wide TB
72 case notifications occurred among incarcerated individuals: 7.1% in 2009 and 14.5% in 2018 (5).
73 The result was a 250% increase in TB cases among the incarcerated population, from 2009 to
74 2018 (5).

75 The Indigenous population of Paraguay is another group with extremely high incidence
76 of TB, estimated to be 335.3 per 100,000 in 2016 (7). This incidence translates to a relative risk
77 of TB among Paraguay's Indigenous population of 9.3, the highest relative risk associated with
78 the Indigenous population among countries in the WHO Region of the Americas, three times
79 higher than the next closest country (7). Additionally, over a quarter of Paraguay's population
80 falls below the national poverty line, potentially putting this group at heightened risk of TB (10).

81 Populations with heightened risk of TB in Paraguay have been identified in previous
82 studies (5,7), but updated estimates of relative risk of TB among these populations is needed, as
83 well as better understanding the spatial distribution of TB. Here, we analyzed TB notification
84 data from the Paraguay National Program for Tuberculosis Control (NPTC) from 2018-2022 to
85 identify populations with high incidence of TB that would benefit from increased access to TB
86 prevention, diagnostics, and treatment. We identified populations and regions with high TB risk
87 and evaluated socioeconomic predictors of treatment failure.

88

89 **METHODS**

90 *Country setting*

91 There are 7.1 million inhabitants of Paraguay, of which two percent are Indigenous (9).
92 The country is divided by the Paraguay River into two main regions: the Eastern Region, which

93 is home to 97% of the population, and the Western Region (also known as the Paraguayan
94 Chaco), covering 61% of the national territory (14). The Western Region has a lower population
95 density, mainly comprised of Indigenous communities, which account for 30.1% of the region's
96 population and represent 45.6% of the national Indigenous population. The country is divided
97 into 17 departments. Asunción, the capital city, along with the Central Department, forms the
98 country's largest metropolitan area, including 37.6% of the national population (14). For this
99 study, we refer to Asunción as the area including both the Department of Asunción and Central
100 Department.

101 As recent estimates of the Indigenous population in each department were not available,
102 we estimated department-level 2022 Indigenous populations using a linear model based on the
103 official 2002 and 2012 census data to calculate department TB incidence among this population.
104 All 17 prisons in Paraguay are located in the country's Eastern Region. A 2022 prison census
105 identified 17,006 incarcerated individuals, 94.8% of whom are men. This represented 0.22% of
106 the national population in 2022 (15).

107 *NPTC Data Collection*

108 Data on all TB patients were obtained from the NPTC database. As of 2018, the NPTC
109 implemented the Tuberculosis Expert System (SEPNCT), which is a computer application
110 component of the National Health Information System (SINAIS), intended to collect data related
111 to suspected and confirmed cases of TB. The purpose of SEPNCT is to record and store
112 information about patients, suspected cases, laboratory data, their treatments, monitoring, and
113 contacts, for statistical, monitoring, surveillance, and notification purposes.

114 For this study, we focused on TB cases reported from January 2018 to December 2022.
115 The database is dynamic, that is, annual data from specific years uploaded to SEPNCT are

116 continually updated and may change again in subsequent years. Socio-demographic variables
117 were taken from the NPTC registry (sex, age, residence) of all notified TB patients, including
118 those who belonged to TB risk groups under study, along with comorbidities, history of previous
119 tuberculosis treatment, clinical-epidemiological variables, and treatment results. Analysis and
120 data organization was completed in R (version 4.2.1) and R Studio (version 2023.03.1+446)
121 using the *tidyverse* packages (11).

122 *Case Definitions*

123 New TB cases were defined using the “history of previous treatment” variable. New
124 patients were defined as having never received treatment for TB or having previously received
125 treatment for less than one month. Previously treated patients were defined as having received
126 treatment for one month or longer. Previously treated patients are further classified by the results
127 of their most recent treatment cycle into: “Relapse,” “Treatment after failure,” “Treatment after
128 loss to follow-up,” or “Other previously treated patients.” Relapse is defined as a previously
129 treated patient, declared cured or treatment complete at the end of their last treatment cycle, and
130 who is diagnosed with a subsequent episode of TB whether due to reactivation or reinfection
131 (12,13). Treatment after failure refers to a patient with treatment failure at the end of their most
132 recent treatment. Treatment after loss to follow-up refers to a patient declared lost to follow-up at
133 the end of their most recent treatment, previously known as abandonment. Other previously
134 treated patients are those previously treated, but with unknown or undocumented discharge
135 results after the most recent treatment. We defined notified cases to include both “New patients”
136 and “Relapsed patients.” This included 13,725 of the 15,025 total reported cases (91.3%).

137 The NPTC defines a person deprived of liberty as an individual who is reported to be
138 incarcerated at the time of notification of the diagnosis of TB. Membership in an Indigenous

139 population is self-reported to the NPTC. Indigenous and incarcerated population variables had no
140 missing data, and only the responses “Yes” or “No.” The incarcerated population variable was
141 cross checked with a “Penitentiary” binary variable (reporting if the patient was in a penitentiary)
142 to ensure completeness.

143 Treatment success was determined using the “treatment result” variable. Patients reported
144 as “cured” and “completed treatment” were considered to have successful treatment. Patients
145 were considered cured if they completed treatment as recommended by national policy without
146 evidence of failure and possessed three or more consecutive negative cultures with an interval of
147 at least 30 days between them. Patients were recorded as having completed treatment if they had
148 completed treatment as recommended by national policy without evidence of failure, but without
149 evidence of three or more consecutive negative cultures at least 30 days apart.

150 *Mapping*

151 Mapping was completed in R using the packages *sf* (16) and *ggplot2* (17). Paraguay
152 department level shape files were obtained from the Paraguay – Subnational Administrative
153 Boundaries dataset provided by the UN Office for the Coordination of Humanitarian Affairs
154 “Humanitarian Data Exchange (18).” Map population data was determined by the “department of
155 residence” category in the NPTC database, which reflects the home address that the patient
156 provides. This is also adjusted in the information system, in case the patient moves, so they can
157 receive their medication. This information is kept up to date in SEPNECT. All incident case
158 observations had a listed department of residence. 5 of the 13,725 incident cases (0.04%) had a
159 department of residence listed as “Foreign.” These five cases were excluded in population totals
160 for mapping. General population data for mapping was obtained from the “Projection of the
161 National Population” data provided by the Paraguay National Institute of Statistics (19).

162 *Statistical Analysis*

163 Statistical analysis was carried out using R. T-tests and chi-square tests were performed
164 using the *stats* package (20). Adjusted odds ratios were obtained from a linear model produced
165 with the *glm* function from the *stats* package (20). Risk ratios for the incarcerated and Indigenous
166 individuals were calculated with 2022 case notifications, and population data from the Paraguay
167 National Institute of Statistics (19). We tested the effect on treatment outcome of clinical and
168 sociodemographic variables in a multivariable logistic regression model that included age,
169 gender, education level, year of case diagnosis, incarceration status, enrollment in directly
170 observed therapy (DOT), self-reported Indigenous population status, diabetes, alcohol use
171 disorder, mental disorder, HIV status, possession of a GeneXpert test result, and an interaction
172 term between incarceration status and DOT. A total of 12% of notified cases had a treatment
173 result that was either missing or in progress. These notifications were excluded in the linear
174 model. An additional 43 cases were reported to be positive for rifampin resistance and were also
175 excluded from treatment outcome analysis.

176 *Ethics Statement*

177 This study was approved by the IRB at the University of Utah (IRB_00167535) and by
178 the Instituto de Medicina Tropical, Asunción, Paraguay.

179

180 **RESULTS**

181 From 2018-2022, a total of 13,725 incident TB cases were reported by the National
182 Program for Tuberculosis Control (NPTC) in Paraguay. Countrywide case notification rates
183 remained constant over this five-year period at approximately 46 cases per 100,000 (χ^2 test,

184 p=0.78). Of the 13,725 total reported TB cases, 1,743 (12.7%) were among the Indigenous
185 population and 2,331 (17%) were among the incarcerated population.

186 We found significant variation in case notification across individual departments (χ^2 test,
187 $p<0.001$) and variation in trends over time. Over the 5-year study period, the highest increase in
188 notification was in Boquerón, where case notifications rose from 118.2 per 100,000 in 2018 to
189 157.3 per 100,000 in 2022 (Fig. 1). Other departments that experienced notable increases were
190 Concepción (an increase of 94.5%), Amambay (63.0%), and Cordillera (63.1%). The greatest
191 decrease in notifications was in Alto Paraguay, where case notifications decreased from 96.9 per
192 100,000 in 2018 to 73.9 per 100,000 in 2022. Boquerón and Alto Paraguay are both departments
193 in the Chaco with a high proportion of Indigenous residents, 43.4% and 25.1%, respectively. In
194 total, 45% of TB cases (787 out of 1,743) among the Indigenous population were located in the
195 Chaco Region (Fig. 2). Among the TB cases in the Chaco, approximately 75% (787 out of 1,048)
196 were among individuals identifying as Indigenous.

197 We observed significant variation in TB notifications in the Indigenous population across
198 space. Asunción has the highest notification rate among the Indigenous population of 1127.4
199 cases per 100,000 in 2022 (Fig. 3). Other departments also had high notification rates: 793.7
200 cases per 100,000 in Guairá and 493.8 cases per 100,000 in Itapúa in 2022. In 2022 Paraguay's
201 Indigenous populations had a relative risk of TB notification 6.4 times higher than the non-
202 Indigenous population.

203 Among the Indigenous population, 54.4% (948 out of 1743) of reported cases occurred in
204 men. The proportion of individuals with TB who were HIV co-infected was lower among the
205 Indigenous population than the non-Indigenous population (1.7% vs 7.6%, $p<0.001$). Individuals

206 diagnosed with TB who are Indigenous had a lower median age than their non-Indigenous
207 counterparts (32 years vs. 35 years, $p < 0.001$).

208 2,331 of the 13,725 reported TB cases (17%) were among the incarcerated population.
209 The departments with the highest proportion of cases among the incarcerated population were
210 Cordillera (55.4%, 456 of 823) and Misiones (44.2%, 91 of 206). TB cases among the
211 incarcerated population occur in the Eastern Region, where all Paraguay's prisons are located
212 (Fig. 2). The majority of cases notified among the incarcerated population occurred in men,
213 98.9%, compared with 67.1% in the general population (χ^2 test, $p < 0.001$). The proportion of
214 individuals with TB who were HIV co-infected was lower among the incarcerated population
215 than the general population (3.5% vs 7.6%, $p < 0.001$). The median age of incarcerated individuals
216 with TB was lower (28 vs. 35, $p < 0.001$) and people who are incarcerated were more likely to be
217 treated under DOT (88.7% vs 53.6%, $p < 0.001$) than non-incarcerated individuals with TB. In
218 2022, Paraguay's incarcerated population had a relative risk of TB notification 87 times higher
219 than the non-incarcerated population.

220 Rapid molecular tests, including GeneXpert, are the recommended diagnostic test for TB
221 diagnosis (21). From 2018-2022, GeneXpert usage for diagnosing incident cases of TB increased
222 from 23% in 2018 to 72% in 2022 (t-test; $p < 0.001$), and a pattern of increase was observed
223 across subpopulations (Fig. 4). From 2018-2022, the proportion of TB cases diagnosed with
224 GeneXpert among the Indigenous population was slightly lower than that diagnosed using
225 GeneXpert among the non-incarcerated, non-Indigenous population (35.4% vs. 37.0%, $p < 0.001$).
226 TB cases among the incarcerated population were diagnosed using GeneXpert at a higher rate
227 than the non-incarcerated, non-Indigenous population (55.3% vs. 37.0%, $p < 0.001$).

228 Of the 13,725 notified TB cases recorded by the Paraguay NPTC from 2018-2022, 8,238
229 (60%) had successful treatment, 2,240 (16%) were lost to follow up, 1,451 (11%) died, 85
230 (0.6%) reported treatment failure, 1,293 (9%) reported treatment still in progress, and 418 (3%)
231 were missing data.

232 In a multiple linear regression model (Table 2), DOT (Directly Observed Therapy) (aOR:
233 1.66; 95% CI: 1.51, 1.84), diabetes (aOR: 1.39; 95% CI: 1.17-1.66), being a member of the
234 Indigenous population (aOR: 1.41; 95% CI: 1.21-1.66), and Tertiary/University level education
235 (aOR: 3.68; 95% CI: 2.85-4.78) were positively associated with treatment success for drug-
236 susceptible TB. While incarceration alone was not significantly associated with positive or
237 negative treatment success (aOR: 1.15; 95% CI: 0.81–1.64), an interaction term between DOT
238 and incarceration was positively associated with successful treatment (aOR: 2.51; 95% CI: 1.69-
239 3.70). Factors negatively associated with treatment success included co-infection with HIV
240 (aOR: 0.20; 95% CI: 0.17-0.23), Alcohol Use Disorder (aOR: 0.70; 95% CI: 0.59-0.84), and age
241 over 65 (aOR: 0.42; 95% CI: 0.34-0.51).

242

243 **DISCUSSION**

244 Despite advances in diagnosis and treatment, TB remains a significant public health
245 threat in Paraguay, with a disproportionate impact among populations marginalized from
246 healthcare, including Indigenous people and incarcerated individuals. In this retrospective study
247 conducted between 2018 and 2022, based on NPTC data, we found that TB case notifications are
248 concentrated spatially and within specific subpopulations.

249 Paraguay's Indigenous population continues to have an exorbitantly high relative risk of
250 TB. Our findings confirm that the Chaco Region, the region home to the majority of Paraguay's

251 Indigenous population, has the highest incidence of TB in the country. In 2017, members of the
252 Pan American Health Association developed a shared set of guidelines to improve Indigenous
253 health, including reducing the burden of TB (7). Since 2019, the NPTC has expanded access to
254 diagnostics and treatment and treatment support programs for Indigenous populations, which
255 may be responsible for the improvements in treatment success we observe here.

256 The TB epidemic in Paraguay is also increasingly concentrated in prisons, where the
257 incidence of TB among the incarcerated population remains a major health justice issue. Most
258 TB cases among the incarcerated population are located in the eastern part of the country,
259 including the departments of Cordillera and Misiones. We found that while the use of DOT
260 increases odds of treatment success for everyone, it is particularly important for the incarcerated
261 population. This is consistent with a study in Brazil, where DOT access was associated with
262 greater improvements in treatment outcomes among incarcerated individuals compared to the
263 non-incarcerated population (22). Recently, the NPTC has implemented TB programs in
264 penitentiary centers that aim to provide universal DOT. Our findings emphasize the broad
265 importance of access to DOT, and the need for its continued expansion within populations with
266 the highest incidence of TB.

267 Paraguay was one of the first countries in the WHO Americas Region to adopt molecular
268 rapid tests for initial TB diagnosis. As of October 2020, GeneXpert testing replaced sputum
269 microscopy as the initial TB diagnostic. Previously, GeneXpert testing was applied as part of
270 targeted recommendations for groups with high incidence, including incarcerated individuals. We
271 found significant increases in GeneXpert use country-wide, including in incarcerated and
272 Indigenous populations. Historically, access to TB diagnostics was limited in the Chaco, leading
273 to what was likely a large burden of undiagnosed TB. We found that all case notifications among

274 the Indigenous population in Alto Paraguay, one of the three departments in the Chaco, possessed
275 a GeneXpert testing result.

276 We expect that the ongoing expansion of GeneXpert testing will continue to improve case
277 detection rates, critical for both improving TB treatment outcomes and reducing transmission.

278 We found that rates of access to GeneXpert testing availability among the Indigenous population
279 lag behind the non-Indigenous population, highlighting the need to prioritize the expansion of
280 diagnostics to this population in both the Chaco Region and the urban Indigenous population in
281 the Central Department, which has the highest incidence rate among Indigenous peoples.

282 Our analysis was made possible by the detailed data provided by the NPTC.
283 Comprehensive data that was geographically tracked and connected to sociodemographic
284 indicators provides valuable insight into TB trends over time. Additionally, it allows for spatially
285 informed analysis that guides effective interventions to areas of high need.

286 Our study has several limitations. Our analysis of incidence rates among the Indigenous
287 population relied on Indigenous population data. At the time of analysis, the last official census
288 data including Indigenous population data was from 2012. To calculate 2022 incidence rates, we
289 used linear regression to estimate the 2022 Indigenous population data using the official 2002
290 and 2012 census data.

291 Further, we were unable to examine the spatial distribution of TB cases at a resolution
292 higher than department-level because of missing information in the TB registry. However, we
293 were still able to identify meaningful spatial patterns. Additionally, the TB registry lacked
294 information about prior incarceration. Incarceration history is a major risk factor for TB and it is
295 possible that many cases that were notified among non-incarcerated individuals occurred among
296 individuals with recent incarceration. Lastly, working with reported case data presents the

297 challenge that we cannot estimate unreported cases. Unreported cases may occur
298 disproportionately among vulnerable populations, leading us to underestimate incidence rates.

299 TB remains a major public health problem in Paraguay, with a burden that is concentrated
300 among vulnerable populations. Our study highlights the benefit of expanding molecular TB
301 testing across the country and highlights areas and populations that could benefit from continued
302 expansion of molecular testing. We also found that DOT treatment continues to be a critical
303 component of treatment regimes, particularly for incarcerated populations. Together, these
304 findings highlight the urgency in supporting public health programs to improve the diagnosis,
305 treatment, and prevention of TB among groups historically marginalized from health and social
306 services to reduce the exceedingly high burden of TB.

307

308

309

310

311

312

313

314

315

316

317

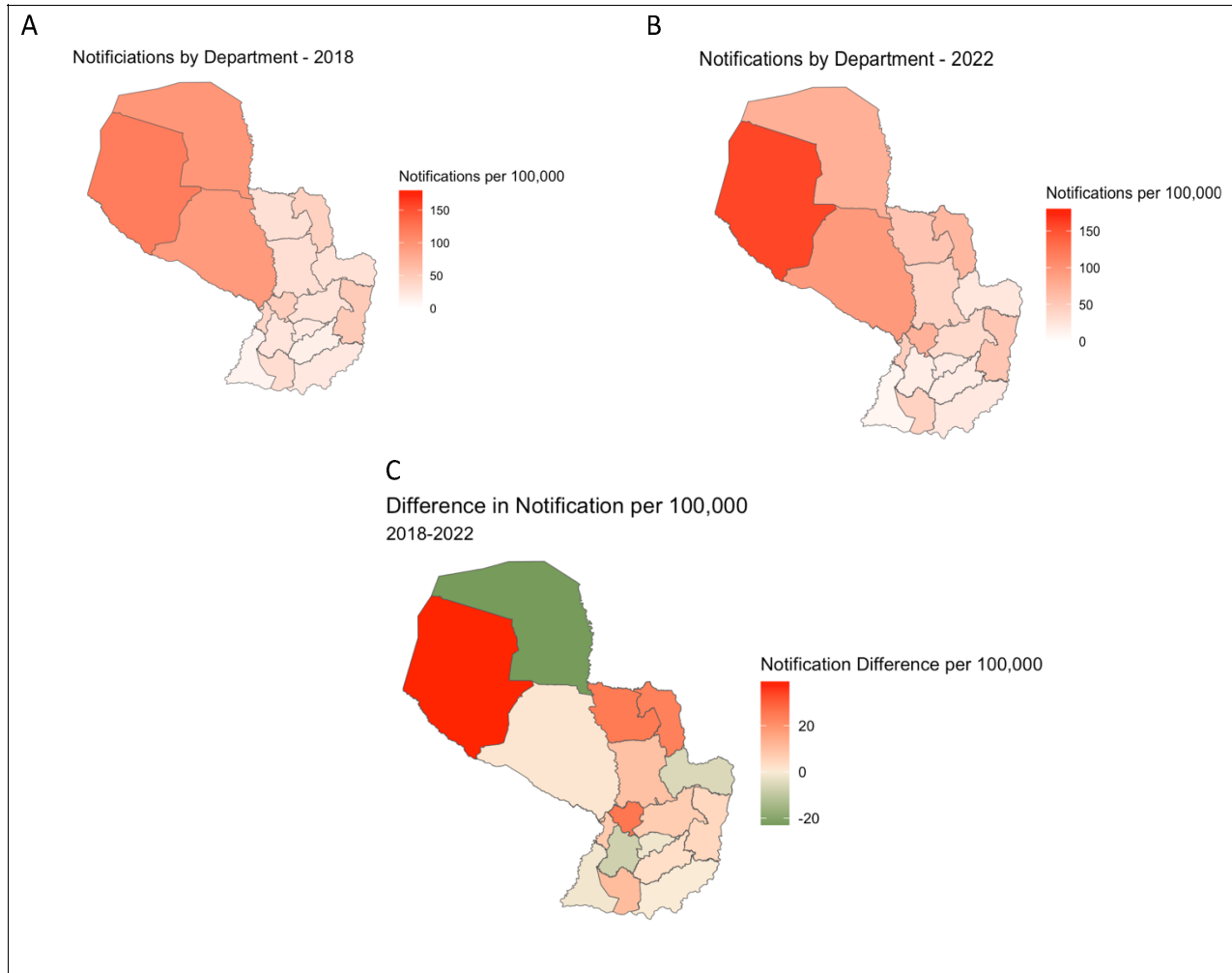
318

319

320

321

322



323

324 **Figure 1: Tuberculosis Notifications in Paraguay 2018-2022**

325 TB notifications per 100,000 in Paraguay by department in (A) 2018 and (B) 2022.

326 (C) Difference from 2018 to 2022 in tuberculosis notification per 100,000 by department.

327

328

329

330

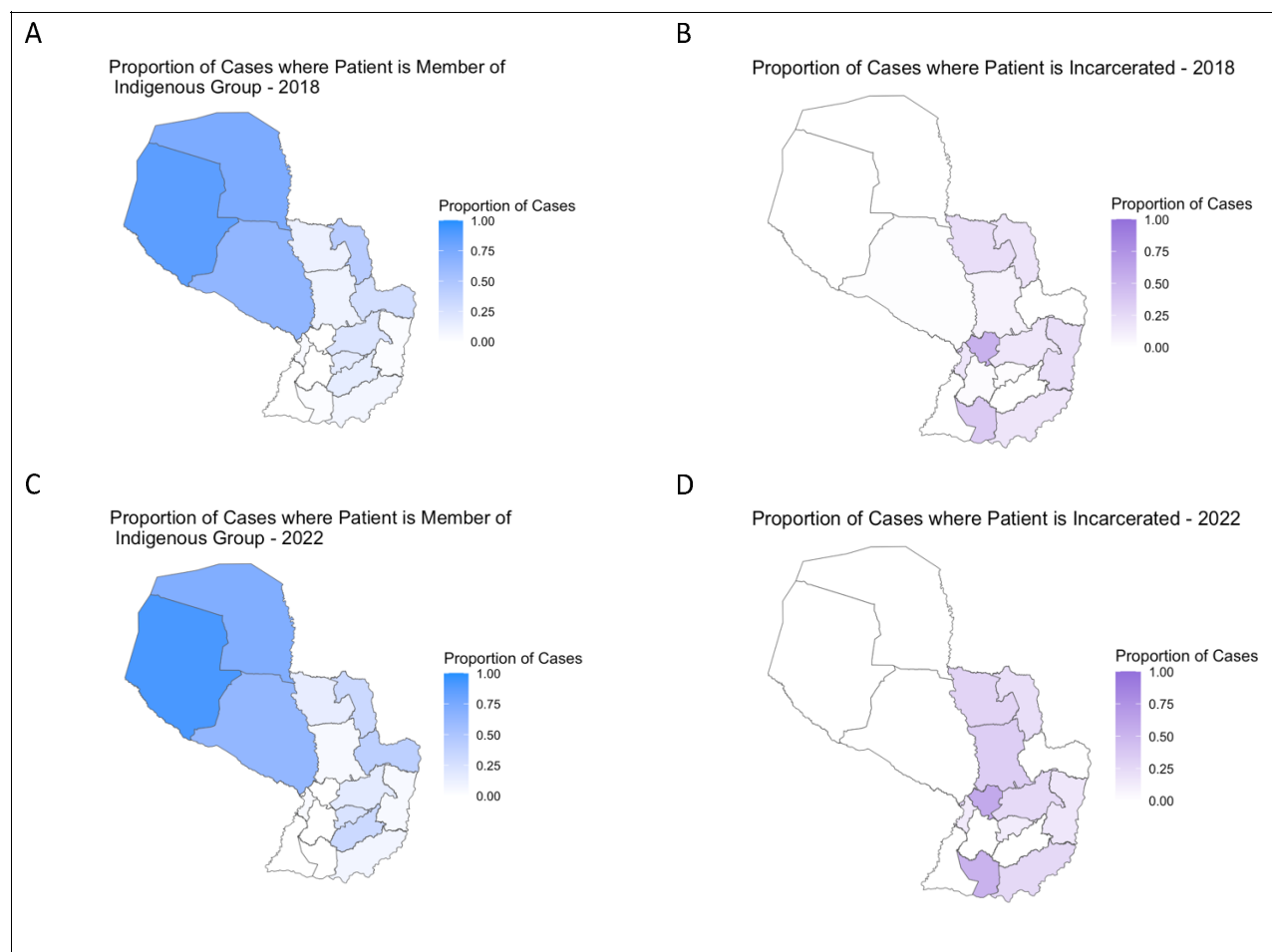
331

332

333

334

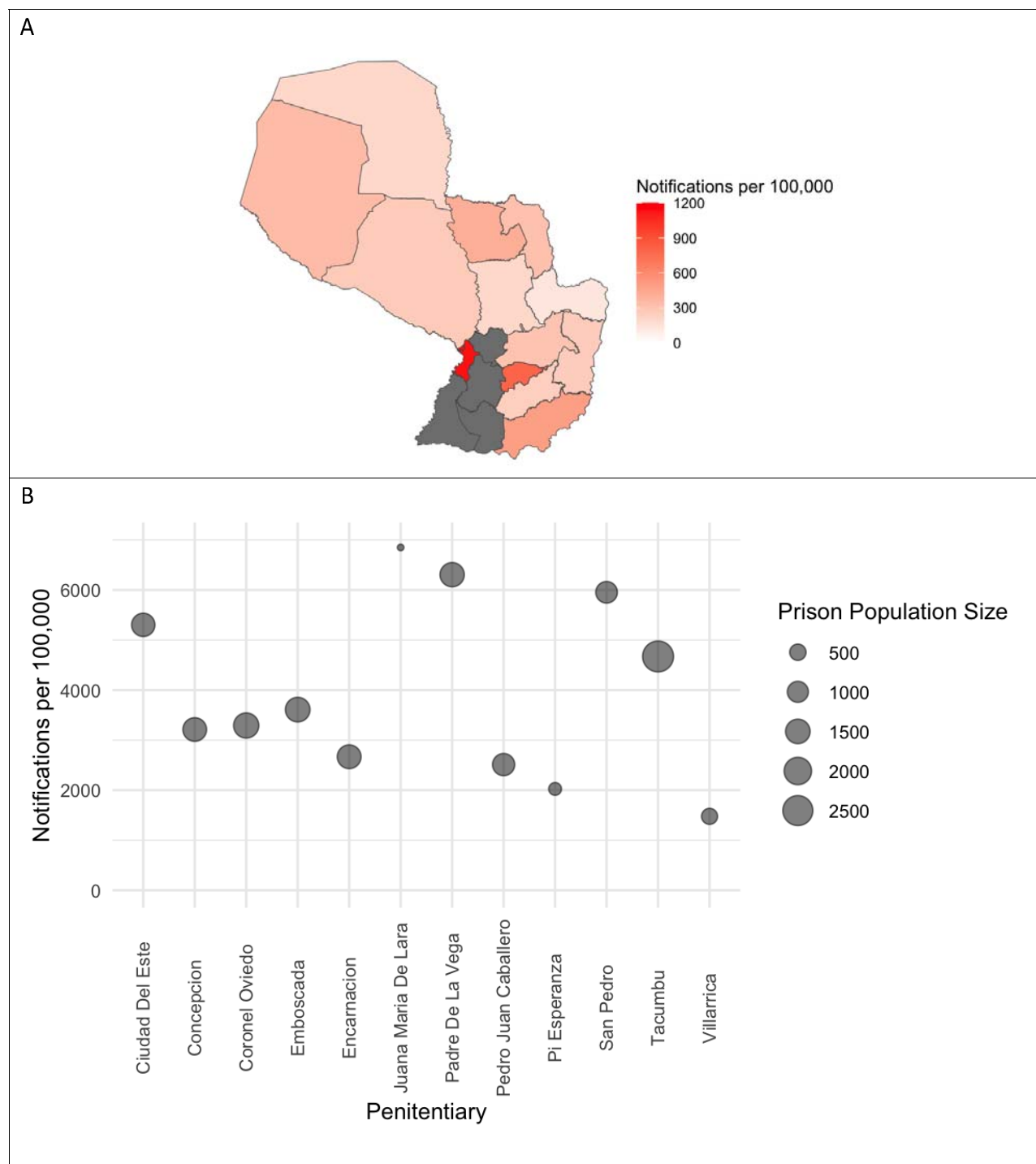
335
336
337
338
339
340



341
342
343
344
345
346
347
348
349
350
351
352
353
354

Figure 2: Proportion of Tuberculosis Cases in Paraguay Among Indigenous and Incarcerated Populations

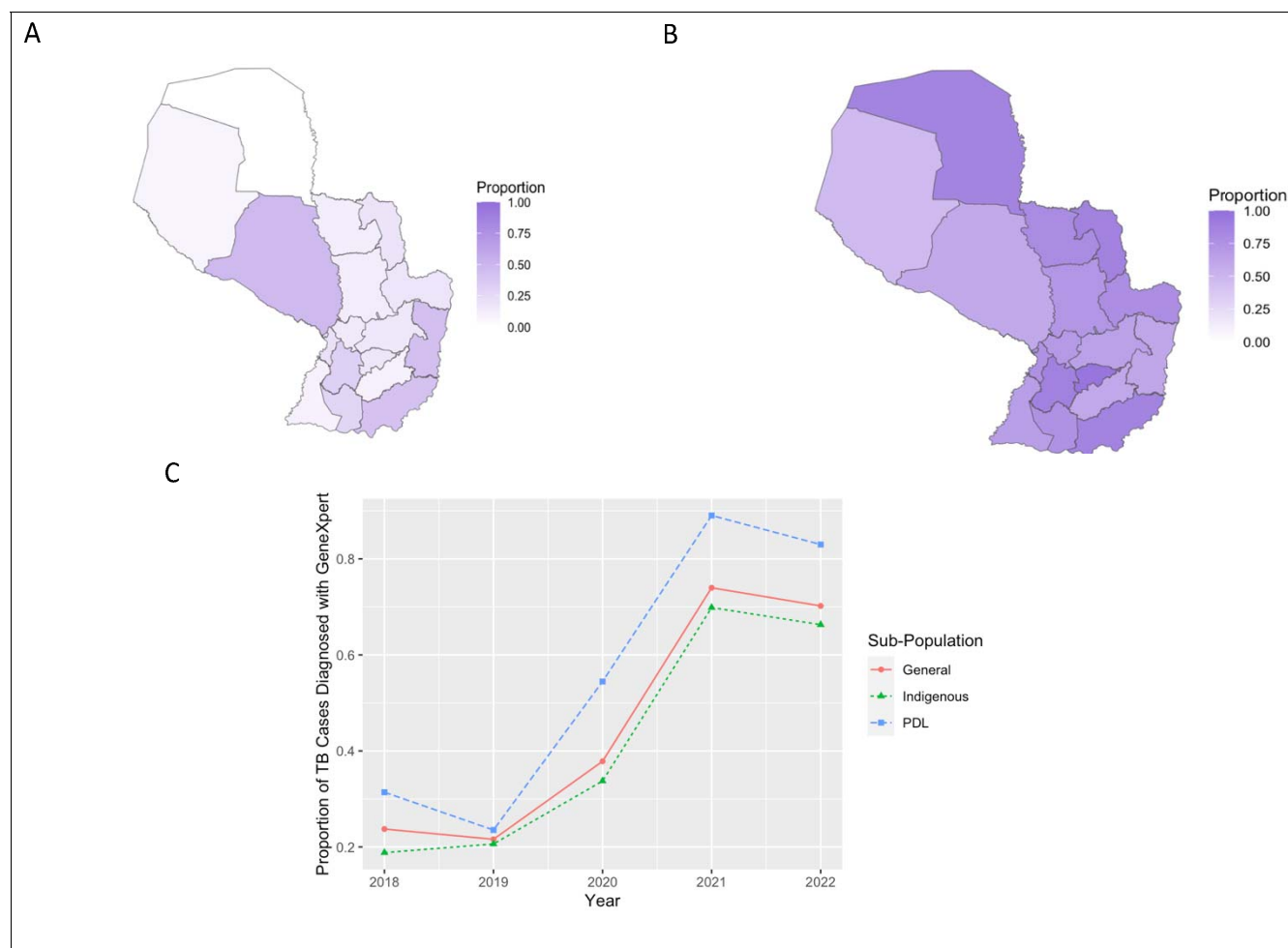
Proportion of reported tuberculosis cases by department that indicated being a member of an Indigenous group in (A) 2018, (C) 2022, and that are incarcerated in (B) 2018, (D) 2022.



355
356 **Figure 3: Tuberculosis Among Paraguay's Vulnerable Populations in 2022**
357 (A) 2022 TB notifications per 100,000 among the Indigenous population (departments in grey
358 had no reported Indigenous residents), and (B) 2022 TB notifications and population size of
359 major prison facilities¹.
360

¹ San Juan Bautista was excluded due to unavailable population data

361



362

363 **Figure 4: GeneXpert Testing Usage in Paraguay, 2018-2022**

364 Proportion of tuberculosis cases in Paraguay with a GeneXpert result by department in 2018 (A),

365 and 2022 (B). (C) Proportion of tuberculosis cases in Paraguay with a GeneXpert result divided

366 by subpopulation from 2018 to 2022.

367

368

369

370

371

372

373

374

375

376
 377 **Table 1.** Sociodemographic characteristics for new TB case notifications 2018-2022, by
 378 incarcerated and Indigenous status

379

Variable	Category	No. (%)*		
		Total n = 13,725	Incarcerated n = 2,331	Indigenous n = 1,743
Age	< 18	1,282 (9.3)	13 (0.6)	349 (20.0)
	18-25	2,525 (18.4)	818 (35.1)	283 (16.2)
	26-45	5,416 (39.5)	1,346 (57.7)	540 (31.0)
	46-65	3,087 (22.5)	145 (6.2)	351 (20.1)
	> 65	1,415 (10.3)	9 (0.4)	220 (12.6)
Gender	Female	3,770 (27.5)	26 (1.1)	795 (45.6)
	Male	9,955 (72.5)	2,305 (98.9)	948 (54.4)
Comorbidity	HIV	945 (6.8)	81 (3.5)	29 (1.7)
	Diabetes	1,132 (8.2)	39 (1.7)	54 (3.1)
	Alcohol use	994 (7.2)	394 (16.9)	55 (3.2)
	Drug resistance	53 (0.4)	8 (0.3)	11 (0.6)
Education	None	1,569 (11.4)	135 (5.8)	726 (41.7)
	Basic	4,659 (33.9)	1,015 (43.5)	351 (20.1)
	Initial	2,140 (15.6)	371 (15.9)	346 (19.9)
	Medium Level	2,175 (15.8)	317 (13.6)	39 (2.2)
	Tertiary/University	708 (5.2)	10 (0.4)	8 (0.5)
	N/A	2,474 (18.0)	483 (20.7)	273 (15.7)
DOT Treatment Success		8,178 (59.6)	2,067 (88.7)	1,101 (63.2)
Year	2018	2,576 (18.8)	408 (17.5)	315 (18.1)
	2019	2,824 (20.6)	417 (17.9)	363 (20.8)
	2020	2,358 (17.2)	374 (16.0)	303 (17.4)
	2021	2,717 (19.8)	515 (22.1)	337 (19.3)
	2022	3,250 (23.7)	617 (26.5)	425 (24.4)

380 *Percentage calculated as number in category listed divided by total notifications in specified
 381 group.

382
 383
 384

385

386
387
388
389
390
391
392
393
394
395
396
397
398
399
400
401
402

Table 2. Adjusted odds ratios for treatment success among all newly diagnosed Tuberculosis cases using multiple linear regression

Variable	Category	Adjusted Odds Ratio (95% CI)
Directly Observed Therapy		1.66 (1.51 – 1.84)
Incarceration		1.15 (0.81 – 1.64)
	Incarceration*DOT ²	2.51 (1.69 – 3.70)
Comorbidities		
	HIV Positive	0.20 (0.17 – 0.23)
	Diabetes	1.39 (1.17 – 1.66)
	Alcohol Use Disorder	0.70 (0.59 – 0.84)
Member of Indigenous population		1.41 (1.21 – 1.66)
Age		
	< 18	Referent
	18-25	0.62 (0.50 – 0.75)
	26-45	0.66 (0.55 – 0.79)
	46-65	0.63 (0.52 – 0.76)
	> 65	0.42 (0.34 – 0.51)
Education		
	None	Referent
	Basic	1.65 (1.42 – 1.92)
	Initial	1.87 (1.58 – 2.21)
	Medium Level	2.05 (1.72 – 2.44)
	Tertiary/University	3.68 (2.85 – 4.78)

² Incarceration*DOT indicates the use of an interaction term

403
404
405
406
407
408
409
410
411
412
413
414
415
416
417
418
419
420
421
422
423
424
425
426
427
428
429
430
431
432
433
434
435
436
437
438
439
440
441
442
443
444
445
446

References

1. Geneva: World Health Organization. Global Tuberculosis Report 2022. [Internet]. Geneva, Switzerland. 2022. <https://www.who.int/teams/global-tuberculosis-programme/tb-reports/global-tuberculosis-report-2022>
2. Situation of Tuberculosis in the Americas. Pan American Health Organization. [Internet]. 2023. <https://www.paho.org/en/topics/tuberculosis/situation-tuberculosis-americas>
3. Tuberculosis in the Americas - Regional Report 2021[in Spanish]. Organización Panamericana de la Salud. Washington, D.C.; 2022. https://iris.paho.org/bitstream/handle/10665.2/57084/9789275326497_spa.pdf?sequence=11&isAllowed=y
4. World Health Organization Global Tuberculosis Programme. Tuberculosis profile: Paraguay. [Internet]. Shiny App. Generated February 2024. Geneva, Switzerland. https://worldhealthorg.shinyapps.io/tb_profiles/?_inputs_&entity_type=%22country%22&iso2=%22PY%22&lan=%22EN%22
5. Sequera VG, Aguirre S, Estigarribia G, Cellamare M, Croda J, Andrews JR, et al. Increased incarceration rates drive growing tuberculosis burden in prisons and jeopardize overall tuberculosis control in Paraguay. *Sci Rep.* 2020;10(1).
6. Martinez L, Warren JL, Harries AD, Croda J, Espinal MA, Olarte RAL, et al. Global, regional, and national estimates of tuberculosis incidence and case detection among incarcerated individuals from 2000 to 2019: a systematic analysis. *Lancet Public Health.* 2023;8(7).
7. Guidelines for the Prevention and Control of Tuberculosis in the Indigenous Peoples of the Region of the Americas [in Spanish]. Organización Panamericana de la Salud. [Internet]. Washington, D.C.; 2020. https://iris.paho.org/bitstream/handle/10665.2/53308/9789275322772_spa.pdf?sequence=1&isAllowed=y
8. Tollefson D, Bloss E, Fanning A, Redd JT, Barker K, McCray E. Burden of tuberculosis in indigenous peoples globally: A systematic review. *International Journal of Tuberculosis and Lung Disease.* 2013;17(9).
9. Land and Territory, Foundations of Life for Indigenous Peoples, 2012 [in Spanish]. La Dirección General de Estadística, Encuestas y Censos. [Internet]. Fernando de la Mora, Paraguay. 2016. https://www.ine.gov.py/Publicaciones/Biblioteca/documento/0b43_Tierra%20y%20territorio.%20Fundamentos%20de%20vida%20de%20los%20pueblos%20indigenas.pdf
10. Sanabria GE, Sequera G, Aguirre S, Méndez J, dos Santos PCP, Gustafson NW, et al. Phylogeography and transmission of Mycobacterium tuberculosis spanning prisons and surrounding communities in Paraguay. *Nat Commun.* 2023;14(1).

- 447 11. Wickham H, Averick M, Bryan J, Chang W, McGowan LD, François R, et al. “Welcome to
448 the tidyverse.” *Journal of Open Source Software*. 2019.
449 <https://doi.org/10.21105/joss.01686>.
- 450 12. Paraguay Programa Nacional de Control de Tuberculosis. National Guide for Tuberculosis
451 Management [in Spanish]. [Internet]. Ministerio de Salud Pública y Bienestar Social.
452 15th Edition. 2018. [https://dgvs.mspbs.gov.py/wp-](https://dgvs.mspbs.gov.py/wp-content/uploads/2022/12/guia_nacional_tb_interior_2018_compressed.pdf)
453 [content/uploads/2022/12/guia_nacional_tb_interior_2018_compressed.pdf](https://dgvs.mspbs.gov.py/wp-content/uploads/2022/12/guia_nacional_tb_interior_2018_compressed.pdf)
- 454 13. Definitions and Framework for Tuberculosis Reporting - 2013 Review [in Spanish].
455 Organización Mundial de la Salud. [Internet]. Geneva, Switzerland. 2013.
456 [https://www3.paho.org/hq/dmdocuments/2013/PAHO-definiciones-marco-TB-2013-Spa-](https://www3.paho.org/hq/dmdocuments/2013/PAHO-definiciones-marco-TB-2013-Spa-1.pdf)
457 [1.pdf](https://www3.paho.org/hq/dmdocuments/2013/PAHO-definiciones-marco-TB-2013-Spa-1.pdf)
- 458 14. Total Population by Calendar Year, by Sex and Department, 2000-2025 [in Spanish].
459 [Internet]. Instituto Nacional de Estadística Paraguay. 2023.
460 <https://www.ine.gov.py/publicacion/2/poblacion>
- 461 15. World Prison Brief data. Paraguay. [Internet]. World Prison Brief, Institute for Crime &
462 Justice Policy Research. 2023. <https://www.prisonstudies.org/country/paraguay>
- 463 16. Pebesma, E., 2018. Simple Features for R: Standardized Support for Spatial Vector Data. *The*
464 *R Journal* 10 (1), 439-446, <https://doi.org/10.32614/RJ-2018-009>.
- 465 17. H. Wickham. *ggplot2: Elegant Graphics for Data Analysis*. Springer-Verlag New York, 2016.
- 466 18. United Nations Office for the Coordination of Humanitarian Affairs. Paraguay - Subnational
467 Administrative Boundaries. [Internet]. Humanitarian Data Exchange. September 2020
468 update. <https://data.humdata.org/dataset/cod-ab-pry?>
- 469 19. Projection of National Population, Urban and Rural Areas by Sex and Age, 2000-2025. 2015
470 Revision [in Spanish]. [Internet]. Instituto Nacional de Estadística Paraguay. 2023.
471 <https://www.ine.gov.py/publicacion/2/poblacion>
- 472 20. R Core Team (2022). *R: A language and environment for statistical computing*. R Foundation
473 for Statistical Computing, Vienna, Austria. URL <https://www.R-project.org/>.
- 474 21. Geneva: World Health Organization. WHO consolidated guidelines on tuberculosis. Module
475 3: diagnosis - rapid diagnostics for tuberculosis detection, 2021 update. [Internet].
476 Geneva, Switzerland. 2021.
477 <https://iris.who.int/bitstream/handle/10665/342331/9789240029415-eng.pdf?sequence=1>
- 478 22. O’Marr JM, Gonçalves C, Arakaki-Sanchez D, Pelissari DM, Costa FD, Croda J, et al. The
479 effect of incarceration on TB treatment outcomes. *International Journal of Tuberculosis and Lung*
480 *Disease*. 2022;26(3).
- 481