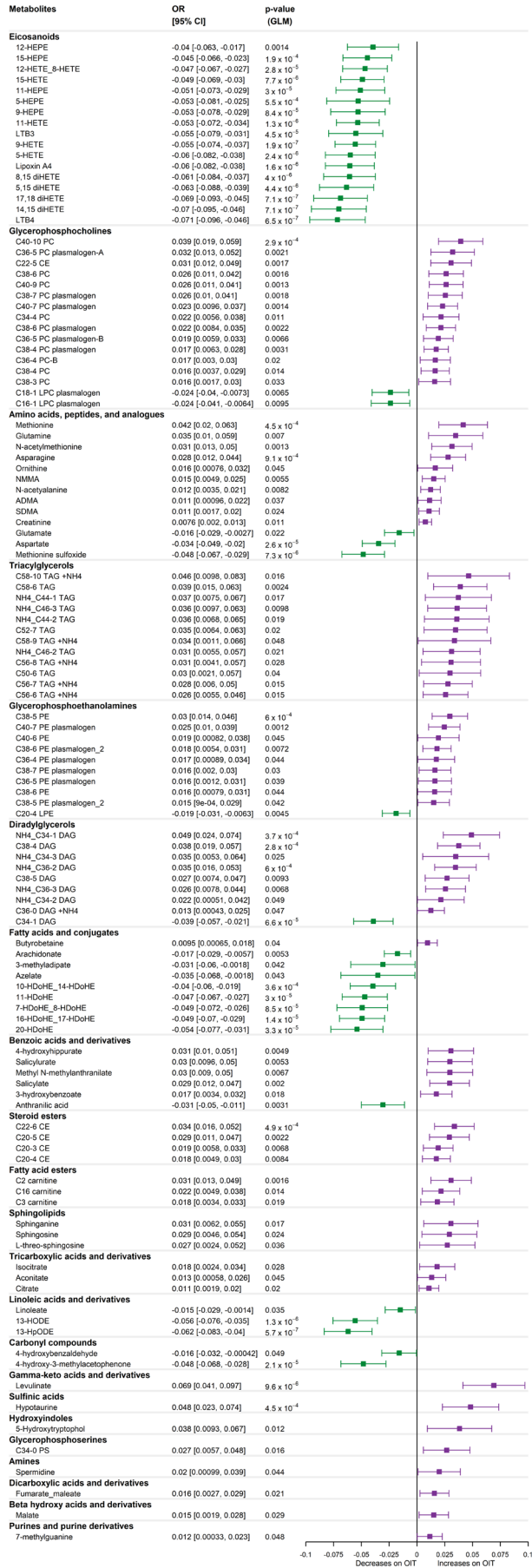
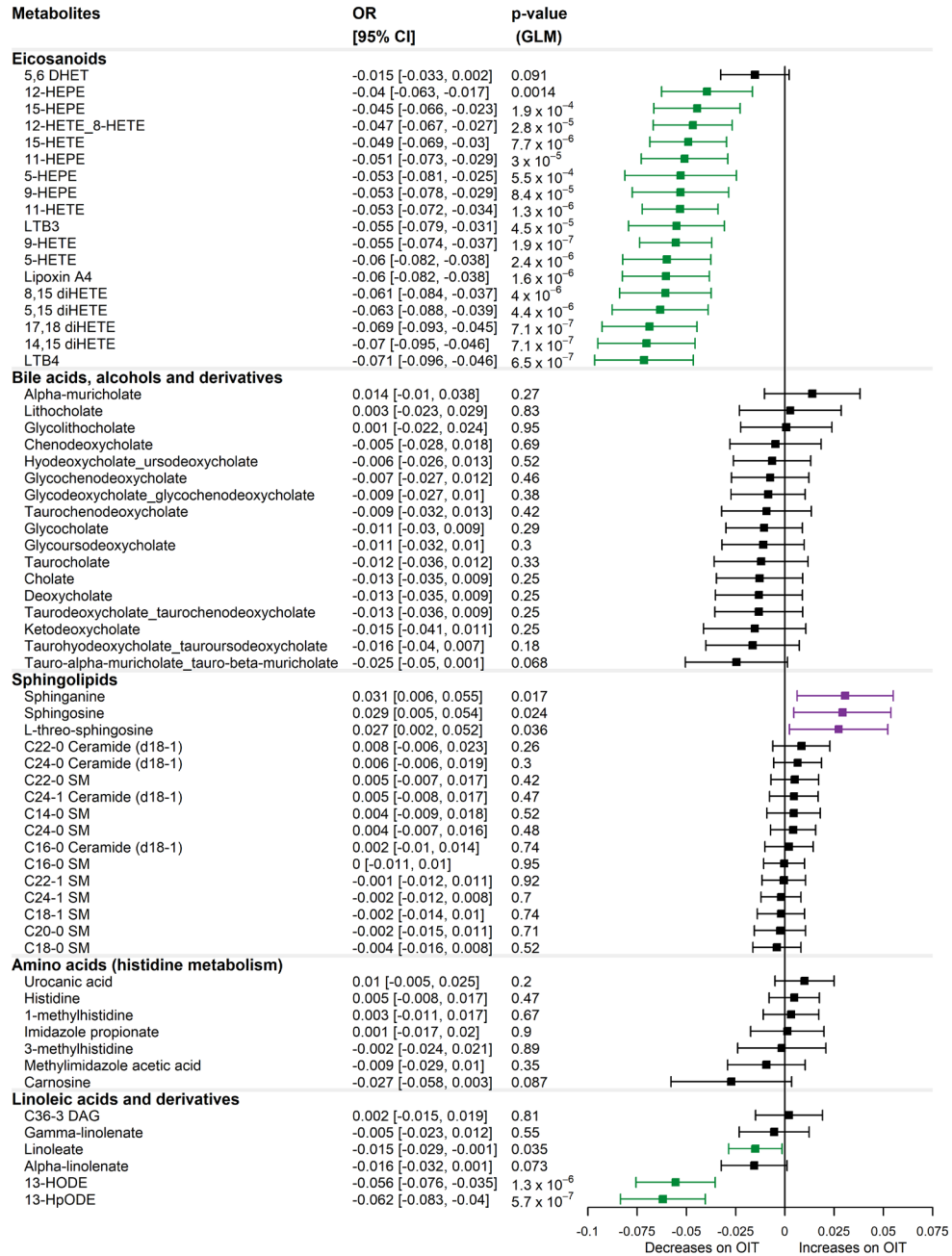


**Figure E1 – PNOIT: Metabolites associated with time on OIT.** Generalized linear model of metabolites significantly changing over time on OIT (increasing in purple and decreasing in green) adjusted for age, with (A) all significant metabolites, and (B) all identified metabolites in the key pathways of interest (bile acids, histidine metabolites, sphingolipids, eicosanoid & linoleic acid metabolites).

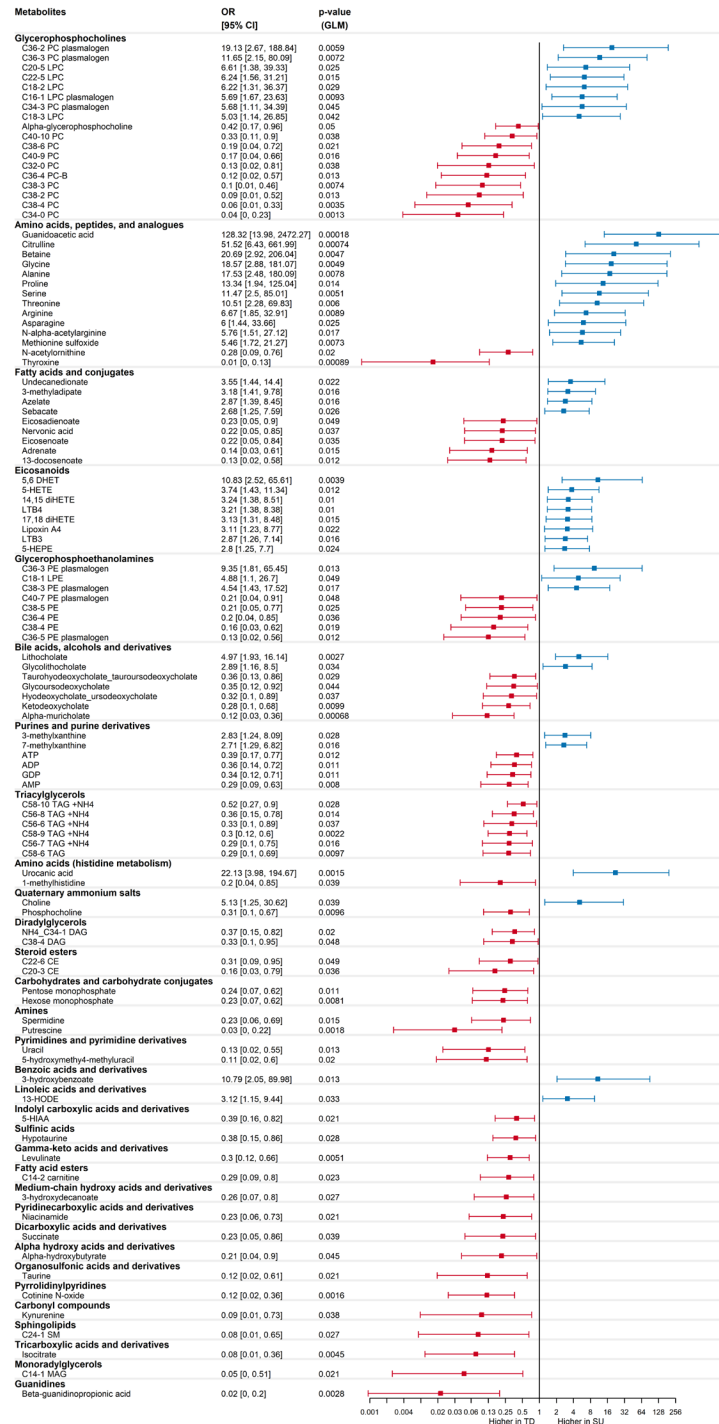


A.

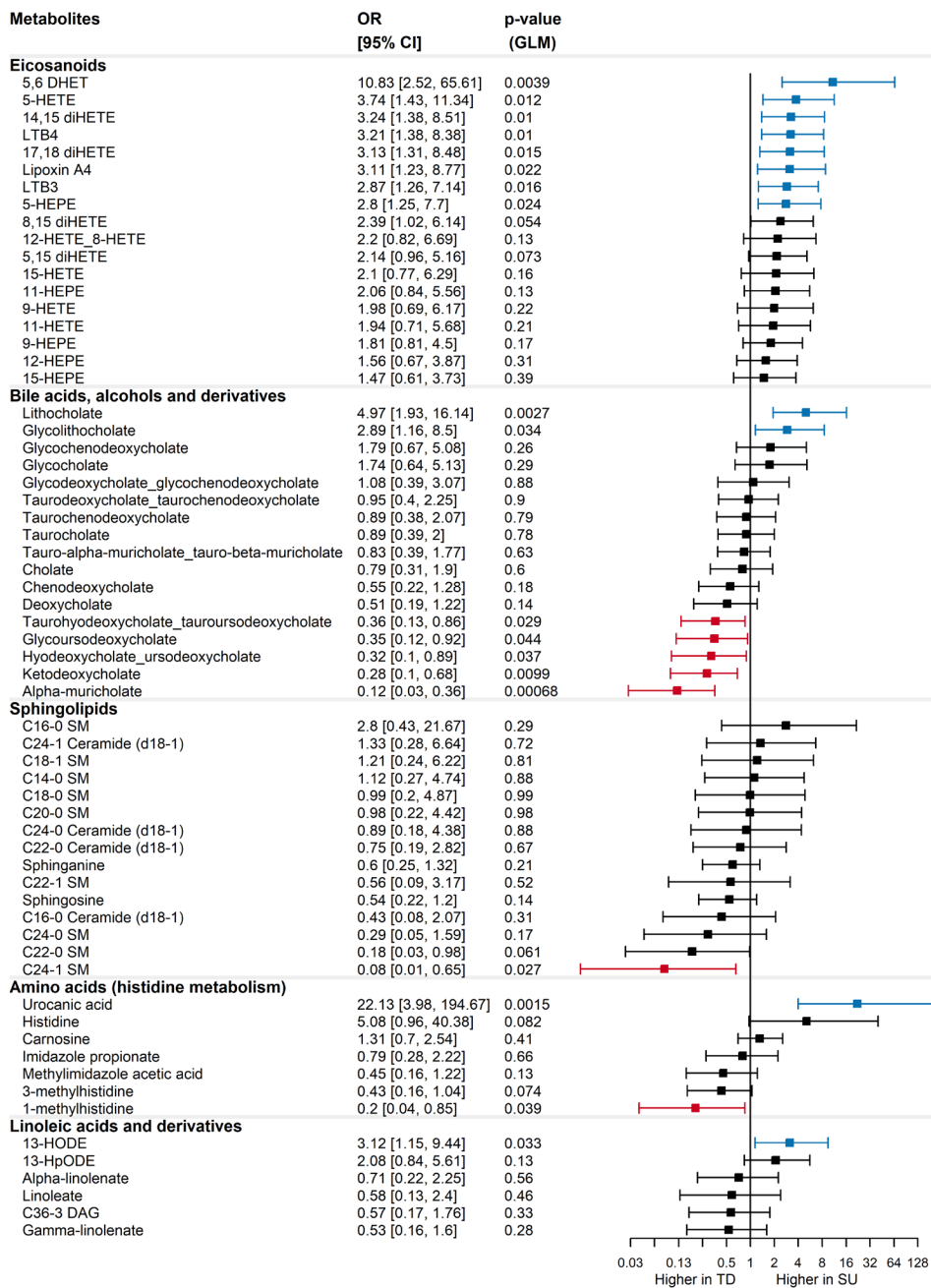


**B.**

**Supplemental Figure E2 – PNOIT: Metabolites associated with OIT outcome.** Generalized linear model of metabolites significantly associated OIT outcome (higher in SU in blue, higher in TD in red) adjusted for age and time on OIT, with (A) all significant metabolites, and (B) all identified metabolites in the key pathways of interest (bile acids, histidine metabolites, sphingolipids, eicosanoid & linoleic acid metabolites).



A.



B.

**Supplemental Table E1: PNOIT: Biological pathways associated with time on OIT matched to metabolites of interest.**

<b>Pathway Name</b>	<b>Pathway Source/Pathway ID</b>	<b>p-value (FDR adj) (% Matched Analytes)</b>	<b>Matched Analytes</b>
Metabolism of alpha-linolenic acid	wiki   WP4586	0.000011 (35%)	Leinolic acid; Linoleic acid; all-cis-5,8,11,14-Eicosatetraenoic acid; Arachidonic acid;15-HETE; FA 20:4;O;5S,6R-LipoxinA4; Lipoxin A4;12-HEPE; FA 20:5;O;15-HEPE; FA 20:5;O;5-HETE
Eicosanoid synthesis	wiki   WP167	0.02 (15%)	all-cis-5,8,11,14-Eicosatetraenoic acid; Arachidonic acid;15-HETE; FA 20:4;O;11(R)-HETE;5-HETE
Transport of inorganic cations/anions and amino acids	wiki   WP1936	0.00016 (15%)	Glutamate; L-Glutamic acid;(S)-malate; Malic acid;L-Asparagine;L-Aspartic acid;ornithine;Glutamine; L-Glutamine;L-Methionine; Methionine;L-Targinine; methylArg
Sphingolipid metabolism in senescence	wiki   WP5121	0.025 (21%)	Sphingosine;D-erythro-2-Amino-1,3-octadecanediol; Sphinganine;DG(16:0_16:0); DG(18:0/20:4(5Z,8Z,11Z,14Z)/0:0)
Alanine and aspartate metabolism	wiki   WP106	0.0001 (29%)	Citric acid;fumarate; Fumaric acid;(S)-malate; Malic acid;L-Asparagine;L-Aspartic acid;L-Acetylcarnitine; O-Acetylcarnitine
Eicosanoid metabolism via lipoxygenases (LOX)	wiki   WP4721	0.00072 (19%)	all-cis-5,8,11,14-Eicosatetraenoic acid; Arachidonic acid;15-HETE; FA 20:4;O;5S,6R-LipoxinA4; Lipoxin A4;8-HETE;12(S)-Leukotriene B4; 6t,12epi-LTB4;5-HETE

Metabolism overview	wiki   WP3602	0.00091 (9%)	Citric acid;fumarate; Fumaric acid;Glutamate; L-Glutamic acid;(S)-malate; Malic acid;L-Aspartic acid;D-threo-Isocitrate; Isocitric acid;Ornithine;L-Palmitoylcarnitine; L-PCARN; Palmitoylcarnitine;Glutamine; L-Glutamine; TG(16:0/20:4(5Z,8Z,11Z,14Z)/20:4(5Z,8Z,11Z,14Z)); TG(18:1(9Z)/18:1(9Z)/20:4(5Z,8Z,11Z,14Z)); TG(18:1(9Z)/20:1(11Z)/20:4(5Z,8Z,11Z,14Z)); TG(18:1(9Z)/18:2(9Z,12Z)/20:4(5Z,8Z,11Z,14Z)); TG(18:1(9Z)/20:4(5Z,8Z,11Z,14Z)/20:4(5Z,8Z,11Z,14Z)); TG(18:2(9Z,12Z)/20:4(5Z,8Z,11Z,14Z)/20:4(5Z,8Z,11Z,14Z))
Urea cycle and related diseases	wiki   WP4571	0.00016 (36%)	fumarate; Fumaric acid;Glutamate; L-Glutamic acid;L-Aspartic acid;ornithine;Glutamine; L-Glutamine
Metabolic reprogramming in colon cancer	wiki   WP4290	0.00016 (18%)	Citric acid;fumarate; Fumaric acid;Glutamate; L-Glutamic acid;(S)-malate; Malic acid;L-Asparagine;D-threo-Isocitrate; Isocitric acid;Glutamine; L-Glutamine
Urea cycle and metabolism of amino groups	wiki   WP497	0.00091 (18%)	fumarate; Fumaric acid;Glutamate; L-Glutamic acid;L-Aspartic acid;ornithine;Creatinine;Spermidine
Arachidonic acid (AA, ARA) oxylipin metabolism	wiki   WP5155	0.000076 (13%)	all-cis-5,8,11,14-Eicosatetraenoic acid; Arachidonic acid;15-HETE; FA 20:4;O;5S,6R-LipoxinA4; Lipoxin A4;8-HETE;11(R)-HETE;12(S)-Leukotriene B4; 6t,12epi-LTB4;5,15-DiHETE; FA 20:4;O2;8,15-DiHETE; FA 20:4;O2;9-HETE;5-HETE
Biomarkers for urea cycle disorders	wiki   WP4583	0.00011 (27%)	fumarate; Fumaric acid;Glutamate; L-Glutamic acid;L-Aspartic acid;ornithine;Glutamine; L-Glutamine;L-Methionine; Methionine

Amino acid metabolism	wiki   WP3925	0.00004 (11%)	cis-aconitate; cis-Aconitic acid;Citric acid;fumarate; Fumaric acid;Glutamate; L-Glutamic acid;(S)-malate; Malic acid;L-Asparagine;L-Aspartic acid;D-threo-Isocitrate; Isocitric acid;Ornithine;Glutamine; L-Glutamine;L-Methionine; Methionine;Spermidine
Hereditary leiomyomatosis and renal cell carcinoma pathway	wiki   WP4206	0.00091 (24%)	Citric acid;fumarate; Fumaric acid;Glutamate; L-Glutamic acid;(S)-malate; Malic acid;D-threo-Isocitrate; Isocitric acid
Amino acid metabolism pathway excerpt: histidine catabolism extension	wiki   WP4661	0.00004 (35%)	cis-aconitate; cis-Aconitic acid;Citric acid;fumarate; Fumaric acid;Glutamate; L-Glutamic acid;(S)-malate; Malic acid;D-threo-Isocitrate; Isocitric acid
Transport of bile salts and organic acids, metal ions and amine compounds	reactome   R-HSA-425366	0.05 (9%)	Citric acid;L-Asparagine;Creatinine;Glutamine; L-Glutamine;L-Methionine; Methionine;Spermidine;SAL; Salicylic acid

**Supplemental Table E2: PNOIT: Biological pathways associated with OIT outcome matched to metabolites of interest.**

Pathway Name	Pathway Source/Pathway ID	p-value (FDR adj) (% Matched Analytes)	Matched Analytes
Primary bile acid biosynthesis	kegg   map00120	0.017 (17%)	Glycine;Taurine;Adenosine triphosphate; ATP;Lithocholic acid glycine conjugate;Glycoursodeoxycholate; Glycoursodeoxycholic acid;Lithocholic acid; ST 24:1;O3;Tauroursodeoxycholic acid;Ursodeoxycholate; Ursodeoxycholic acid;ADP;CE(22:6(4Z,7Z,10Z,13Z,16Z,19Z));CE(20:3(8Z,11Z,14Z))



Transport of bile salts and organic acids, metal ions and amine compounds	reactome   R-HSA-425366	0.000054 (15%)	Betaine;Choline;Glycine;L-Alanine;L-Proline;L-Threonine;L-Asparagine;L-Serine; Serine;Taurine;succinate; Succinic acid; Wormwood acid;Arginine; L-Arginine;Spermidine
Recycling of bile acids and salts	reactome   R-HSA-159418	0.0000002 (45%)	Adenosine monophosphate; AMP;Glycine;Taurine;Adenosine triphosphate; ATP;Glycoursodeoxycholate; Glycoursodeoxycholic acid;Lithocholic acid; ST 24:1;O3;Tauroursodeoxycholic acid;Ursodeoxycholate; Ursodeoxycholic acid;ADP
Synthesis of bile acids and bile salts	reactome   R-HSA-193368	0.00019 (18%)	Adenosine monophosphate; AMP;Glycine;Taurine;Adenosine triphosphate; ATP;Glycoursodeoxycholate; Glycoursodeoxycholic acid;Lithocholic acid; ST 24:1;O3;Tauroursodeoxycholic acid;Ursodeoxycholate; Ursodeoxycholic acid;ADP
Histidine catabolism	wiki   WP4988	0.015 (14%)	Urocanic acid;Adenosine triphosphate; ATP;ADP
Sphingolipid metabolism	wiki   WP2788	0.0037 (9%)	L-Serine; Serine;Adenosine triphosphate; ATP;ADP;Phosphorylcholine;DG(16:0_16:0); DG(18:0/20:4(5Z,8Z,11Z,14Z)/0:0);ceramide phosphocholine (sphingomyelin, SM); N-lauroyl-D-erythro-Sphingosylphosphoryl choline; SM(d18:1/24:1(15Z))
Eicosanoid metabolism via lipoxygenases (LOX)	wiki   WP4721	0.03 (9%)	5S,6R-LipoxinA4; Lipoxin A4;12(S)-Leukotriene B4; 6t,12epi-LTB4;5-HETE

