

Psychopharmacoepidemiological trends in the Portuguese territory during the pandemic and post-pandemic periods (2019–2022)

DAVID BELCHIOR, INESC-ID, Portugal and Instituto Superior Técnico, Portugal

LUÍS MADEIRA*, Instituto de Medicina Preventiva, FMUL, Portugal and Hospital CUF Descobertas, Portugal

RUI HENRIQUES*, INESC-ID, Portugal and Instituto Superior Técnico, Portugal

Abstract. The increasing prevalence of mental health disorders has been matched with growing psychotropic drug consumption rates around the world. Assessing psychopharmacoepidemiological trends and their determinants is essential to guide medical care delivery and public health policies. However, nation-wide studies on up-to-date consumption patterns are scarce and generally disregard important pharmacological, medical, sociodemographic, and economic covariates. Previous studies on the Portuguese case, a case known for critically high consumption rates of benzodiazepines and antidepressants, are limited to the COVID-19 pre-pandemic period. This study uses the full (electronic) dispensation registry of antidepressants, benzodiazepines and zolpidem, antipsychotics and mood stabilisers in Portugal during the years of 2019 to 2022 with the goal of identifying relevant prescription and consumption patterns prior to, during and after the COVID-19 pandemic. Our findings show a consumption growth trend in antidepressants (7.41% yearly DIDs, $P = 0.0215$) accelerated since 2020, confirmed by the growing number of users (over 15% of the population), overtaking benzodiazepines and zolpidem as the class with most active users. The total annual expenditure has increased 14M€ between 2020 and 2022 (nearly 2M€ in public copayment), notwithstanding price drops in diverse antipsychotic drugs.

Keywords: Mental Health, Psychotropic Drugs, Dispensation Trends, Public Health, Psychopharmacology

1 INTRODUCTION

Mental health conditions currently rank among the most serious non-communicable diseases by disability-adjusted life years per year [15], with unprecedented prevalence growth trends [8]. In particular, Portugal is the fourth country in the European Union with highest estimated risk of depression in the adult population (with 61% of the population at risk in 2022), and the second country across OECD members with highest estimated consumption of antidepressants [27]. High prescription rates in the Portuguese case are also observed for other psychopharmacological classes, in particular, benzodiazepines. However, there is no comprehensive assessment of the COVID-19 pandemic trends in consumption and expenditures, as well as their underlying covariates.

This study aims at profiling nation-wide psychopharmacoepidemiological trends in the Portuguese territory as a function of relevant covariates, including the geographic location, patient's demographic profile, pharmacological properties, and prescriber's specialty. To this end, we use the complete nation-wide dispensation registry on antidepressants, benzodiazepines and zolpidem, antipsychotics, mood stabilisers and pregabalin on the Portuguese Ministry of Health's Prescrição Eletrónica de Medicamentos (PEM) system from 2019 to 2022. This offers the opportunity to assess pharmacological, medical, demographic and geographic determinants during and after the pandemic period, as a way to guide the design and implementation of public policy actions.

*Co-last authoring

2 RELATED WORK

In recent years, a variety of cross-generational retrospective studies on the analysis of psychotropic drug consumption trends have been undertaken. In the case of Portugal, a study dedicated to the pre-pandemic 2016–2019 period [24] revealed an increase of 29.6% and 34.7% in the consumption (in DIDs¹) of antipsychotics and antidepressants, respectively, with an increase of 37 M€ in expenditures, over 20 M€ of which coming from state-funded copayment. As for the ratio of prescriptions by medical specialty, 64% of psychotropic drug prescriptions were undertaken by general practitioners (GPs), while only 21% were undertaken by neurological and psychiatric specialties. We aim to directly continue this study by extending the analysed data towards the 2020–2022 period, encompassing the effects of the COVID-19 pandemic on the Portuguese society.

Other countries have reported generalised increased consumption of psychotropic drugs during and after the COVID-19 pandemic, namely Croatia [35], France [3, 19], Spain [10] and Brazil [6].

Amongst the varying approaches to quantify drug consumption incidence, the DID is frequently suggested as a reference proxy for incidence [5, 24], providing a uniform, drug-independent perspective on a population's consumption patterns. Notwithstanding its relevance for precise nation-wide assessments, most studies are constrained by observability limitations such as the restriction to subpopulations [20, 34], the reliance on self-reported data [5], or outpatient prescriptions [24, 34].

3 METHODS

Data collection

This work undertakes a nation-wide retrospective study centred on the complete dispensation registry acquired by the PEM platform between 2019/1/1 and 2022/12/31 on psychotropic drugs with Infarmed's approval for commercial use, containing data related to all dispensations of Portuguese citizens aged 18 or older, excluding those who were never dispensed before the moment of data collection. The full list of considered drugs, divided by class and subclass, including their ATC code (if existent) and DDD (defined by route of administration), as well as their various commercialised packages, can be found in the appendix.

The drug categorisation is aligned with ATC classification, with some exceptions. Benzodiazepines and zolpidem are grouped into a single category, regardless of their additional classification as anxiolytics or sedative/hypnotics; this includes the combination of chlordiazepoxide with clonidine bromide, an antispasmodic, with the considered DDD matching chlordiazepoxide's as a standalone drug. Pirlindole has no ATC code as of yet, and thus has an assigned DDD value based on previous studies with the same active ingredient. As valproic acid and lamotrigine (classified as antiepileptics) are also administered as mood stabilisers, they are included in this class. Pregabalin is also analysed, albeit individually.

In order to standardise demographic deviations across the Portuguese territory, data regarding Portugal's administrative divisions (municipalities, districts and NUTS) and their population is retrieved from INE, Portugal's statistics institute [16].

Data processing

The data warehousing process, necessary for a quick retrieval of dispensation patterns, entails a processing stage, where the raw data is cleaned and harmonised between the different data sources (prescriptions, drugs, packaging, medical specialties, and demographics) before their consolidation. The system developed for the extraction, transformation and loading of the data, as well as its agglomeration into the metrics and the resulting graphs, is divided into three major layers: a

¹ $DID = \frac{DDD \times 1000}{Population \times Days}$, where a DDD (Defined Daily Dose) is defined by WHO as the average maintenance dose per day for a drug used for its main indication in adults [37].

PostgreSQL relational database management system (RDBMS); a Django back-end responsible for processing the raw data, aggregating it and exposing it with dedicated API endpoints by communicating with the database; a Python front-end for creation of data requests and the conversion of their results into dataframes, which are then plotted using Matplotlib.

The dispensation data includes only 8 age groups, spanning 10 years each, with the exception of the first two (0-17 and 18-29) and last (80 or older) groups; this contrasts with the yearly (estimated) population data retrieved from INE, which is divided in 18 age groups, spanning 5 years each up to the final group, which includes people aged 85 or older, thus requiring modifications to align both sources. First, the 15-19 age group is divided into the 15-17 and the 18-19 groups. Considering yearly birth statistics, this division is made assuming a yearly uniform population distribution, meaning the 18-19 group contains 40% of the initial count (rounded up), which is added to the 20-24 and 25-29 groups, creating the 18-29 group. Second, the 80-84 and 85 or older groups are merged in a single 80+ age group. Finally, the remaining age groups are presented in 10-year segments.

Each individual dispensation act includes the dispensed drug's information, the dispensation's full price and governmental copayment, the prescriber's speciality, a timestamp (year and week), and the patient's (anonymous) ID, age group and gender.

Each dispensation act's location is determined by the pharmacy where it happened or, when unavailable, by the corresponding prescription act's location (e.g., a hospital or healthcare centre).

Data from zolpidem, cariprazine and clozapine only features in the supplied data since 2020, despite their previous approval by Infarmed. In this context, to provide a more statistically accurate estimate on dispensed DIDs and overall costs on their respective classes, the dispensation of these specific drugs is linearly extrapolated for the year of 2019.

Region-specific statistics related to dispensed DIDs are standardised by the national distribution of demographic sections using the k coefficient,

$$k = \frac{\text{Population}(\text{Region}) \times \text{Population}(\text{Portugal}, \text{AgeGroup}, \text{Gender})}{\text{Population}(\text{Region}, \text{AgeGroup}, \text{Gender}) \times \text{Population}(\text{Portugal})}$$

4 RESULTS

The most relevant results can be found in Tables 1–4 and Figures 1–4. Trends were tested at a 5% significance threshold under a two-sided hypothesis on the regression coefficient with a null assumption that the mean year-on-year rate of change is zero, using the Wald test with a t -distribution of the test statistic.

Gender	Age group	2019	2020	2021	2022	Mean change per year, fraction of baseline	P	Confidence interval	r^2
F	18-29	0.6370	0.7056	0.7841	0.8145	0.0959	0.0140	[0.0466, 0.1452]	0.9722
	30-39	1.8861	2.0130	1.9954	1.9352	0.0069	0.7118	[-0.0625, 0.0763]	0.0830
	40-49	5.5923	5.9108	5.9941	5.8082	0.0131	0.4563	[-0.0483, 0.0745]	0.2956
	50-59	9.3648	9.7367	9.9477	9.8139	0.0166	0.1942	[-0.0206, 0.0538]	0.6492
	60-69	11.6877	12.1447	12.5675	12.5468	0.0257	0.0656	[-0.0041, 0.0555]	0.8731
	70-79	11.2125	11.4917	11.9762	12.0590	0.0270	0.0294	[0.0067, 0.0473]	0.9422
	80+	9.4550	9.5568	9.7701	9.6668	0.0090	0.1959	[-0.0112, 0.0292]	0.6466
	Total	49.8355	51.5593	53.0351	52.6444	0.0199	0.1072	[-0.0106, 0.0504]	0.7970
M	18-29	0.5263	0.5738	0.6132	0.6442	0.0747	0.0044	[0.0534, 0.0960]	0.9913
	30-39	1.3444	1.4144	1.4260	1.3996	0.0132	0.3663	[-0.0358, 0.0622]	0.4016
	40-49	3.0552	3.1927	3.2644	3.2277	0.0193	0.1673	[-0.0197, 0.0583]	0.6935
	50-59	4.2531	4.4622	4.6425	4.6567	0.0327	0.0499	[0.0000, 0.0654]	0.9027
	60-69	5.0707	5.2153	5.3490	5.3999	0.0221	0.0190	[0.0088, 0.0354]	0.9625
	70-79	4.7381	4.8671	5.0427	5.0771	0.0252	0.0270	[0.0070, 0.0434]	0.9468
	80+	3.0731	3.1077	3.1548	3.1443	0.0085	0.0954	[-0.0037, 0.0207]	0.8183
	Total	22.0608	22.8332	23.4925	23.5496	0.0232	0.0493	[0.0001, 0.0463]	0.9038
Total	71.8963	74.3924	76.5276	76.1940	0.0209	0.0860	[-0.0073, 0.0491]	0.8355	

Table 1. Evolution of dispensed DIDs in benzodiazepines and zolpidem between 2019 and 2022.

Gender	Age group	2019	2020	2021	2022	Mean change per year, fraction of baseline	P	Confidence interval	r ²
F	18-29	2.4246	2.6526	3.4371	4.1304	0.2434	0.0209	[0.0896, 0.3972]	0.9587
	30-39	4.8420	4.9132	5.4363	5.8719	0.0746	0.0347	[0.0132, 0.1360]	0.9318
	40-49	11.7311	11.8981	12.9969	13.7173	0.0602	0.0311	[0.0135, 0.1069]	0.9388
	50-59	16.5712	16.8355	18.2102	19.4443	0.0603	0.0300	[0.0143, 0.1063]	0.9410
	60-69	18.8879	19.4357	21.1572	22.5189	0.0668	0.0173	[0.0285, 0.1051]	0.9656
	70-79	17.4821	17.8966	19.5681	21.1916	0.0732	0.0264	[0.0210, 0.1254]	0.9479
	80+	13.2817	13.8007	14.9794	16.0323	0.0710	0.0113	[0.0383, 0.1037]	0.9775
	Total	85.2206	87.4324	95.7853	102.9067	0.0721	0.0224	[0.0249, 0.1193]	0.9557
	M	18-29	1.3469	1.4517	1.7897	2.0610	0.1841	0.0181	[0.0761, 0.2921]
30-39		2.0540	2.1221	2.3601	2.6047	0.0920	0.0246	[0.0287, 0.1553]	0.9514
40-49		3.8631	4.0468	4.4655	4.7870	0.0826	0.0099	[0.0469, 0.1183]	0.9802
50-59		4.5603	4.7553	5.2963	5.7434	0.0895	0.0153	[0.0414, 0.1376]	0.9697
60-69		5.5651	5.6593	6.0555	6.5010	0.0576	0.0316	[0.0125, 0.1027]	0.9378
70-79		5.7239	5.8869	6.4159	6.9781	0.0750	0.0238	[0.0244, 0.1256]	0.9530
80+		4.1153	4.2334	4.5418	4.9208	0.0662	0.0231	[0.0222, 0.1102]	0.9544
Total		27.2312	28.1555	30.9249	33.5961	0.0803	0.0193	[0.0316, 0.1290]	0.9617
Total		112.4518	115.5879	126.7102	136.5028	0.0741	0.0215	[0.0266, 0.1216]	0.9574

Table 2. Evolution of dispensed DIDs in antidepressants between 2019 and 2022.

Gender	Age group	2019	2020	2021	2022	Mean change per year, fraction of baseline	P	Confidence interval	r ²
F	18-29	0.3225	0.3394	0.3838	0.3958	0.0820	0.0256	[0.0245, 0.1395]	0.9494
	30-39	0.5329	0.5439	0.5494	0.5278	-0.0018	0.8719	[-0.0451, 0.0415]	0.0164
	40-49	1.1481	1.1652	1.1667	1.1221	-0.0066	0.5251	[-0.0440, 0.0308]	0.2255
	50-59	1.5208	1.5618	1.6316	1.6156	0.0233	0.0999	[-0.1110, 0.0576]	0.8101
	60-69	1.3898	1.4403	1.5387	1.5850	0.0492	0.0106	[0.0272, 0.0712]	0.9790
	70-79	1.1307	1.1536	1.2444	1.2900	0.0503	0.0229	[0.0170, 0.0836]	0.9547
	80+	1.3914	1.4137	1.5007	1.5466	0.0397	0.0222	[0.0138, 0.0656]	0.9562
	Total	7.4361	7.6179	8.0154	8.0831	0.0314	0.0316	[0.0068, 0.0560]	0.9378
	M	18-29	0.7985	0.8240	0.8282	0.7884	-0.0033	0.8255	[-0.0597, 0.0531]
30-39		1.1525	1.1534	1.1432	1.0494	-0.0277	0.1812	[-0.0868, 0.0314]	0.6705
40-49		1.7280	1.7364	1.7596	1.6506	-0.0121	0.4295	[-0.0650, 0.0408]	0.3255
50-59		1.6721	1.7176	1.8162	1.7694	0.0234	0.1934	[-0.0287, 0.0755]	0.6506
60-69		1.1389	1.1587	1.2323	1.2687	0.0407	0.0218	[0.0144, 0.0670]	0.9568
70-79		0.7265	0.7219	0.7729	0.8021	0.0382	0.0684	[-0.0072, 0.0836]	0.8679
80+		0.5543	0.5518	0.5674	0.5872	0.0206	0.0892	[-0.0078, 0.0490]	0.8296
Total		7.7708	7.8638	8.1199	7.9158	0.0089	0.3955	[-0.0268, 0.0446]	0.3655
Total		15.2069	15.4817	16.1352	15.9989	0.0199	0.1023	[-0.0098, 0.0496]	0.8059

Table 3. Evolution of dispensed DIDs in antipsychotics between 2019 and 2022.

Gender	Age group	2020	2021	2022	Mean change per year, fraction of baseline	P	Confidence interval	r ²
F	18-29	0.1456	0.1554	0.1667	0.0724	0.0254	[0.0356, 0.1092]	0.9984
	30-39	0.2023	0.2035	0.2102	0.0197	0.2450	[-0.0818, 0.1212]	0.8591
	40-49	0.3778	0.3718	0.3758	-0.0027	0.7864	[-0.0996, 0.0942]	0.1084
	50-59	0.4344	0.4525	0.4624	0.0322	0.1086	[-0.0383, 0.1027]	0.9712
	60-69	0.3577	0.3710	0.3822	0.0342	0.0315	[0.0127, 0.0557]	0.9975
	70-79	0.1860	0.1968	0.2064	0.0551	0.0225	[0.0304, 0.0798]	0.9988
	80+	0.0792	0.0787	0.0787	-0.0030	0.3778	[-0.0290, 0.0230]	0.6872
	Total	1.7829	1.8297	1.8823	0.0279	0.0218	[0.0158, 0.0400]	0.9988
	M	18-29	0.2031	0.2129	0.2103	0.0177	0.4991	[-0.2060, 0.2414]
30-39		0.2361	0.2365	0.2322	-0.0083	0.3824	[-0.0809, 0.0643]	0.6806
40-49		0.3323	0.3370	0.3337	0.0022	0.8090	[-0.0871, 0.0915]	0.0873
50-59		0.3216	0.3348	0.3390	0.0271	0.1859	[-0.0762, 0.1304]	0.9171
60-69		0.2352	0.2409	0.2468	0.0248	0.0056	[0.0220, 0.0276]	0.9999
70-79		0.1373	0.1416	0.1444	0.0258	0.0820	[-0.0167, 0.0683]	0.9835
80+		0.0481	0.0491	0.0500	0.0194	0.0075	[0.0165, 0.0223]	0.9999
Total		1.5136	1.5528	1.5564	0.0141	0.2860	[-0.0723, 0.1005]	0.8114
Total		3.2965	3.3825	3.4387	0.0216	0.0766	[-0.0115, 0.0547]	0.9856

Table 4. Evolution of dispensed DIDs in mood stabilisers between 2020 and 2022.

4.1 Benzodiazepines and zolpidem

Both the number of users and the amount of dispensed DIDs in the benzodiazepine class has remained fairly stable – plateauing around the 1.7M users mark, over 15% of the Portuguese population –, with the exception of some moderate, albeit statistically significant, growth trends, mainly driven by the male demographic.

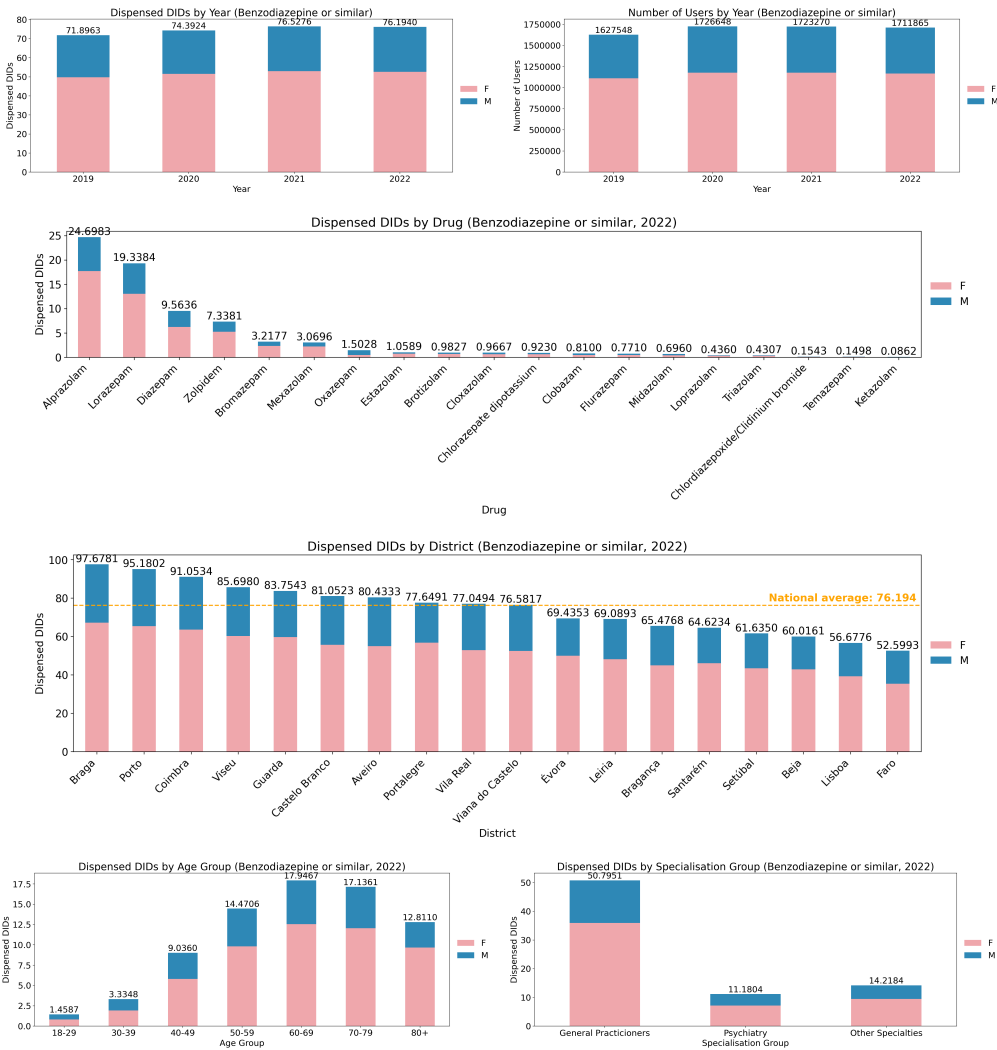


Fig. 1. Benzodiazepine and zolpidem dispensation statistics (DIDs and user count) across districts, demographic sectors and medical specialties (gender is presented using stacked representations).

In particular, the prescription of mexazolam has continued the growth trend shown since 2016, while bromazepam, on the contrary, has faced a relevant decrease. In spite of these facts, the number of dispensed prescriptions of benzodiazepines has rapidly declined in each analysed year.

4.2 Antidepressants

Regarding the antidepressant class, the growth trend exhibited since 2016 significantly accelerated in 2021 and 2022, confirming the previously expected impact of the COVID-19 pandemic on the mental health of the Portuguese population, and, as a consequence, the consumption of drugs belonging to this class; as a result, it has replaced the benzodiazepine class as the most consumed psychiatric drug class by number of users, rapidly surpassing the 1.7 M mark. This trend is also

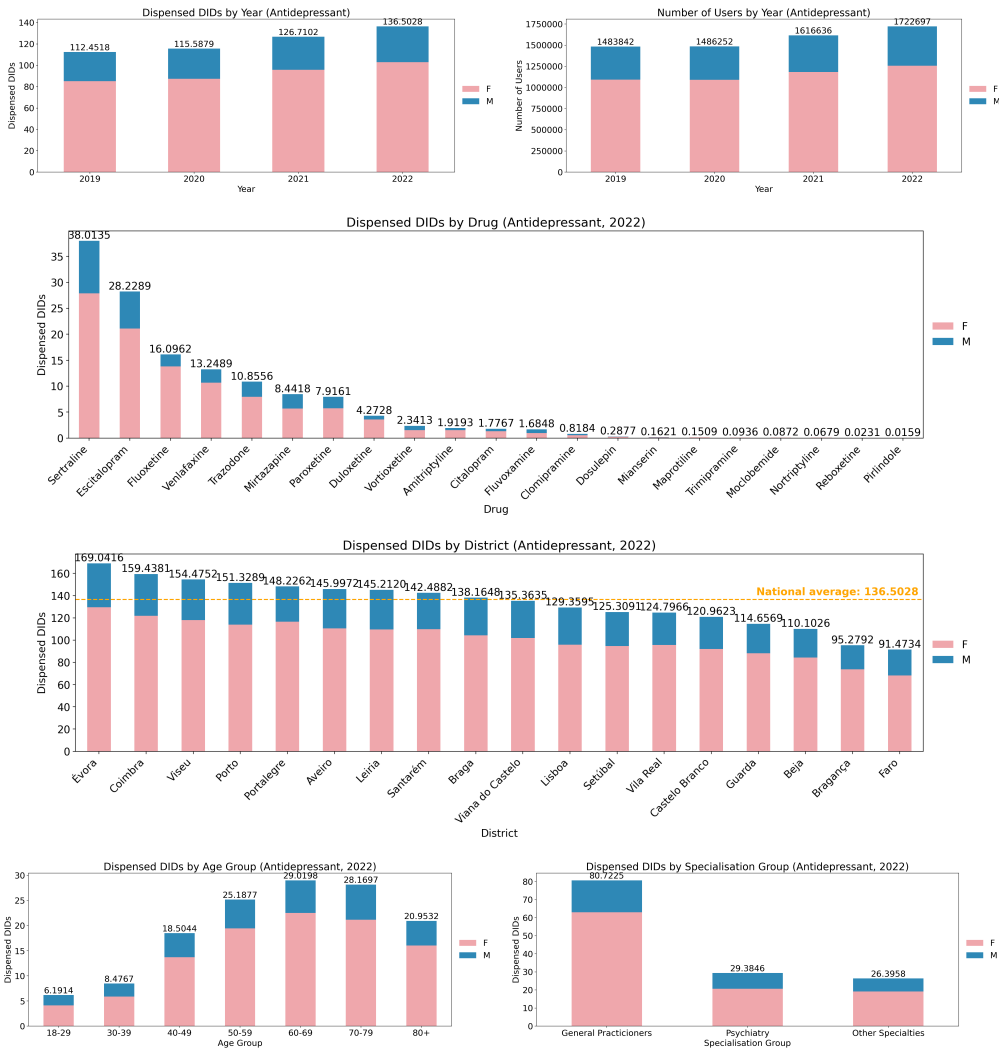


Fig. 2. Antidepressant dispensation statistics (DIDs and user count) across districts, demographic sectors and medical specialties (gender is presented using stacked representations).

reflected in the majority of considered drugs and in all demographic classes, with emphasis on the 18-29 age group, where the average growth relative to the 2019 baseline (calculated from the regression coefficient) is above 15% per year in both males and females.

4.3 Antipsychotics

In spite of the statistically significant growth trend, the prescription and consumption of antipsychotics since 2016, fuelled by the majority of the age groups starting at 60 years old, along with the 18-29 age group in females, shows signs of slowing down.



Fig. 3. Antipsychotic dispensation statistics (DIDs and user count) across districts, demographic sectors and medical specialties (gender is presented using stacked representations).

In particular, the number of users of quetiapine, risperidone, olanzapine, aripiprazole and cariprazine has significantly increased, as opposed to the remaining considered drugs, where the trend has remained stable or even decreased.

4.4 Mood stabilisers

Some demographic sections, mostly female, show statistically significant growth trends; however, the overall total falls below the 0.05 significance level. Both the regular price and the state-funded copayment of this drug class were significantly impacted during this period by lithium, as a result of its global price growth registered between 2021 and 2022; with the drop registered in 2023 to prices similar to those in the beginning of 2021, it is expected to be reflected in the near future.

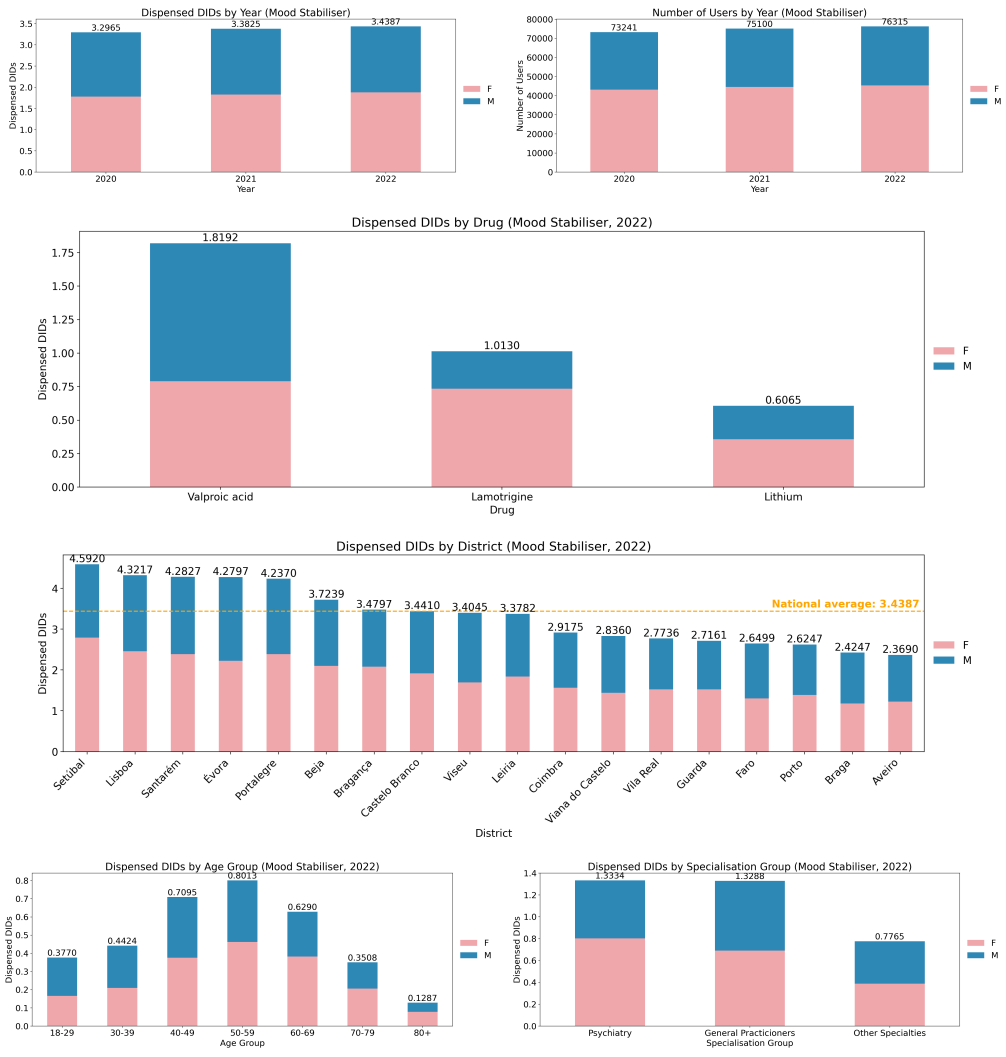


Fig. 4. Mood stabiliser dispensation statistics (DIDs and user count) across districts, demographic sectors and medical specialties (gender is presented using stacked representations).

The consumption metrics of valproic acid and lamotrigine must take in consideration their usage as antiepileptics, which may affect the analysis of this class under a psychiatry-centred lens.

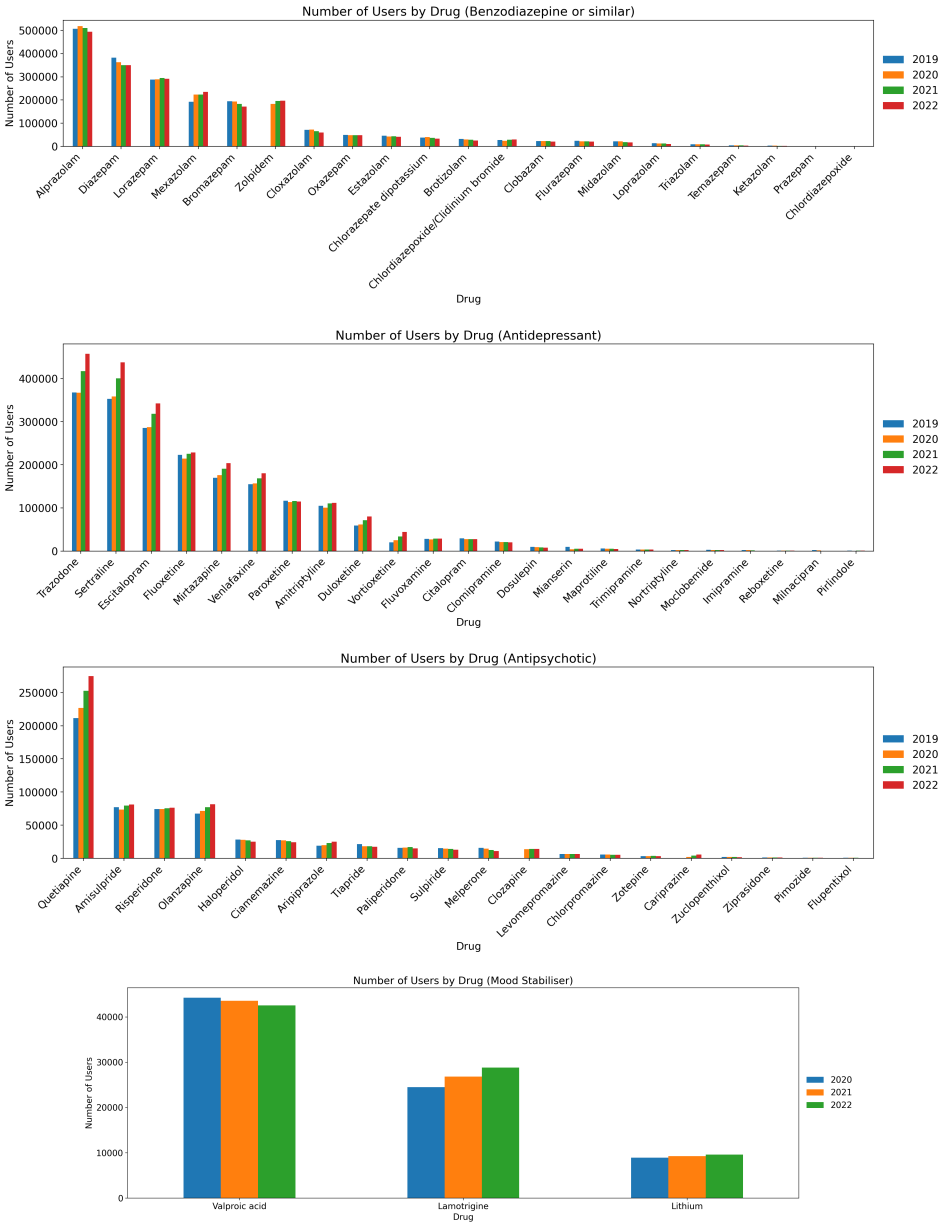


Fig. 5. Number of users with at least one dispensation per psychotropic drug, grouped by their respective class, between 2019 (2020 for mood stabilisers) and 2022.

5 DISCUSSION AND FINAL REMARKS

5.1 Benzodiazepines and zolpidem

Our results suggest a stable demand and prescription rate for this class of drugs in the general population. The high level of benzodiazepine use (over 15% of the population) raises questions about dependence, potential misuse and the need for careful monitoring [28] and possibly the development of guidelines to manage long-term use. Differences in trends in our specific groups may indicate different levels of stress, changes in lifestyle or increased recognition and treatment of anxiety disorders in these specific demographic groups [23].

Table 1 suggests that significant increases appear to be specific to younger (anxiety and various adjustment reactions) [12] and older age groups (insomnia and behavioural disturbances) [1], suggesting a need for targeted public health interventions. Figure 1 supports several points. First, the consistent pattern of higher benzodiazepine use among women across years, districts and age groups, which seems to reflect differences in health care use. Second, some districts have higher DIDs than the national average, including Coimbra, Porto and Viseu, which supports the need for further research into overuse and development of targeted public health interventions. Third, GPs play a major role in benzodiazepine prescription, highlighting the importance of training and education policies at the primary care for managing mental health conditions [30].

While diazepam continues to play a role far beyond psychiatry, justifying its use, alprazolam, lorazepam and mexazolam together gather for their well-known use in panic attacks, insomnia and generalised anxiety disorder [2, 32]. The increase in the consumption of mexazolam since 2016 appears to be due to changing prescribing habits among healthcare professionals, particularly its very long half-life and safety [9]. The decrease in the number of prescriptions may indicate a shift towards prescribing larger quantities/boxes, which may also be driven by changing guidelines affecting how often benzodiazepines can be prescribed.

In the case of zolpidem, despite the slight increase in its use, it wasn't noticeable or consistent across different age and gender categories. The exception is among men aged 30-39 years, which may indicate underlying issues such as increased stress, anxiety or sleep problems in this particular age group.

5.2 Antidepressants

Our results show a marked increase in the use of antidepressants since 2016, further accelerated in 2021 and 2022. This acceleration may be partly driven by to the impact of the COVID-19 pandemic on mental health. They also show that the increased consumption of antidepressants has made them the most prescribed class of psychotropic drugs in Portugal. The fact that they have overtaken benzodiazepines indicates a significant change in mental health treatment patterns in Portugal, possibly reflecting a broader understanding of the role of antidepressants in the treatment of depression and anxiety disorders [7, 17].

While this increase was widespread across all age groups and genders, it particularly affected young adults (18-29 years), who experienced a 15% increase compared to the 2019 baseline, highlighting how young adults may be experiencing stressors that drive adjustment responses, such as isolation, economic insecurity and stress. Table 2 shows that women use more antidepressants than men, which could be due to gender differences in the prevalence of depression [13], health behaviours or prescribing practices. It also shows higher use in older age groups, most likely reflecting the mental health impact of medical comorbidities, isolation or other age-related stressors. Finally, it shows that GPs are at the forefront of prescribing these medications and that there is a need for comprehensive training and advice in primary care.

The present findings may imply an increase in mental health awareness and education (reducing stigma and improving access to care), but also an increase in adjustment reactions or a lack of early access to counselling and therapy alongside pharmacotherapy. Ongoing research is needed to assess the long-term effects of increased use of antidepressants, including studies of their efficacy, safety and outcomes in different demographic groups.

5.3 Antipsychotics

The statistically significant increase in prescription and use of antipsychotics since 2016 may suggest increased recognition and treatment of psychotic disorders and bipolar disorder. However, the groups we found with unusual use growth appear to be related to non-psychotic and off-label uses, such as the control of behavioural symptoms in dementia [36] and delirium [21] (e.g. in patients aged 60 and over), or the control of behavioural and anxiety symptoms in women aged 18 to 29. Figure 4 supports that, similarly to the trends in other psychiatric medications, antipsychotics are more commonly prescribed to females and usage increases with age. Quetiapine and olanzapine are among the most dispensed antipsychotics, which may be due to their broad application (quetiapine in anxiety [25] and off-label use for insomnia [18]; olanzapine for behavioural control in emergency departments and delirium [31]).

However, the slow growth suggests that there may be a saturation point or a more conservative use due to concerns about side effects. The reduction in expenditure appears to be due to price reductions (again due to patent expiry, generic entry and renegotiation) of some active substances, namely aripiprazole, paliperidone, risperidone and quetiapine [14].

5.4 Mood stabilisers

The use of mood stabilisers has increased over the period of analysis in some demographic groups, suggesting an increase in the recognition or diagnosis of conditions requiring mood stabilisation and associated changes in clinical guidelines [22, 26], or possibly the stress of recent global events such as the COVID-19 pandemic. It cannot be excluded that the use of these drugs in neurology (changes in epilepsy management guidelines) may also be responsible for the increase.

A slight but statistically significant increase in lithium use was reported. This trend is particularly evident among older males (60 years and older) and in most female groups. The increase in older men is paradoxical given that most guidelines suggest that lithium should be avoided after the age of 65 because of its renal complications [29]. However, our results show a steep decline in the use of lithium over the age of 70, together with an increase in antipsychotics, supporting the changes in prescribing patterns in this age group. The increase in lithium in women may be due to increased awareness of good practice in mood stabilisation in women, where the alternative (valproic acid) is known to have teratogenic effects [33].

The large variation in lithium prices due to global price fluctuations could affect the access to this drug and disrupt the management of severe psychiatric conditions; therefore, policy makers and health care providers need to consider mechanisms to buffer against such price volatility.

5.5 General trends

Geographically, there is no clear information pointing towards a cross-sectional bias in the consumption of psychiatric drugs at the district level, although districts such as Coimbra and Viseu rank above the national average in consumption-related metrics in the three most consumed classes (antidepressants, antipsychotics and benzodiazepines), while Évora, Beja and Faro consistently rank below it. At a regional level, results indicate a higher consumption in the northern and central districts, in particular in the antidepressant and benzodiazepine classes.

The observed age distributions can be grouped into two main categories: i) antidepressants, benzodiazepines and zolpidem are skewed towards the 60+ groups when compared to the national distribution; in contrast, ii) antipsychotics and mood stabilisers share similar curves that peak in the 50-59 group.

Regarding the prescriber's specialty, the prevalences shown in the 2016–2019 period [24] remain generally true, with antidepressants and benzodiazepines (as well as zolpidem) being majorly prescribed by GPs ($\geq 60\%$), and antipsychotics being prescribed by psychiatrists as the main specialty (44%), closely followed by GPs (40%). Additionally, while lithium is typically prescribed by psychiatrists, other considered mood stabilisers are mostly prescribed by GPs, likely as a result of their alternative use cases.

ACKNOWLEDGMENTS

Ethical approval was given by the Ethics Committee of CAML (*Centro Académico de Medicina de Lisboa*) with the reference number 340/20. The authors thank *Serviços Partilhados do Ministério da Saúde* (SPMS) for the data provision and valuable support, as well as *Guilherme Queiroz* for his precursor inputs. This work is further supported by national funds through *Fundação para a Ciência e Tecnologia* (FCT) under BII grant 2023/433 (PTDC/CCI-CIF/4613/2020) to D.B. and the INESC-ID pluriannual (UIDB/50021/2020).

REFERENCES

- [1] Guillaume Airagnes, Antoine Pelissolo, Mélanie Lavallée, Martine Flament, and Frédéric Limosin. 2016. Benzodiazepine misuse in the elderly: risk factors, consequences, and management. *Current psychiatry reports* 18 (2016), 1–9.
- [2] Nassima Ait-Daoud, Allan Scott Hamby, Sana Sharma, and Derek Blevins. 2018. A review of alprazolam use, misuse, and withdrawal. *Journal of addiction medicine* 12, 1 (2018), 4–10.
- [3] Paul Benistand, Philippe Vorilhon, Catherine Laporte, Jean-Baptiste Bouillon-Minois, Georges Brousse, Reza Bagheri, Ukadike Chris Ugbole, Julien S Baker, Valentin Flaudias, Aurélien Mulliez, et al. 2022. Effect of the COVID-19 pandemic on the psychotropic drug consumption. *Frontiers in Psychiatry* 13 (2022), 1020023.
- [4] Matthew L Blommel and Amy L Blommel. 2007. Pregabalin: an antiepileptic agent useful for neuropathic pain. *American Journal of Health-System Pharmacy* 64, 14 (2007), 1475–1482.
- [5] Pilar Carrasco-Garrido, Valentín Hernández-Barrera, Isabel Jiménez-Trujillo, Jesús Esteban-Hernández, Alejandro Álvaro-Meca, Ana López-de Andrés, José Luis DelBarrio-Fernández, and Rodrigo Jiménez-García. 2016. Time trend in psychotropic medication use in Spain: a nationwide population-based study. *International journal of environmental research and public health* 13, 12 (2016), 1177.
- [6] Fernando de Sá Del Fiol, Cristiane de Cássia Bergamaschi, and Silvio Barberato-Filho. 2023. Sales trends of psychotropic drugs in the COVID-19 pandemic: A national database study in Brazil. *Frontiers in Pharmacology* 14 (2023), 1131357.
- [7] Bernardo Dell'Osso, Massimiliano Buoli, David S Baldwin, and A Carlo Altamura. 2010. Serotonin norepinephrine reuptake inhibitors (SNRIs) in anxiety disorders: a comprehensive review of their clinical efficacy. *Human Psychopharmacology: Clinical and Experimental* 25, 1 (2010), 17–29.
- [8] Eurofound. [n. d.]. *Share of adults at risk of depression in 2020-22, Living, working and COVID-19 e-survey*. <https://stat.link/qvcu7m> Accessed: 2023/12/23.
- [9] Hélder Fernandes and Ricardo Moreira. 2014. Mexazolam: clinical efficacy and tolerability in the treatment of anxiety. *Neurology and Therapy* 3 (2014), 1–14.
- [10] María Luisa Nicieza García, Paula Fernández Martínez, Eva Fernández Bretón, Marta M Martínez Alfonso, and Patricio Suárez Gil. 2023. Psychotropic consumption before and during COVID-19 in Asturias, Spain. *BMC Public Health* 23, 1 (2023), 494.
- [11] Khalid Hamandi and Josemir W Sander. 2006. Pregabalin: a new antiepileptic drug for refractory epilepsy. *Seizure* 15, 2 (2006), 73–78.
- [12] HSBC - Health Behaviour in School-aged Children. [n. d.]. *A Saúde dos Adolescentes Portugueses em Contexto de Pandemia – Dados Nacionais 2022*. <https://hbsc.org/portuguese-adolescents-mental-health-and-well-being-decline-hbsc-study-reveals> Accessed: 2024/05/09.
- [13] Janet S Hyde and Amy H Mezulis. 2020. Gender differences in depression: biological, affective, cognitive, and sociocultural factors. *Harvard review of psychiatry* 28, 1 (2020), 4–13.
- [14] INFARMED - Autoridade Nacional do Medicamento e Produtos de Saúde. [n. d.]. *Sistema de Preços de Referência*. <https://www.infarmed.pt/web/infarmed/entidades/medicamentos-uso-humano/avaliacao-tecnologias-saude/>

- avaliacao-terapeutica-e-economica/sistema-de-precos-de-referencia Accessed: 2024/04/15.
- [15] Institute of Health Metrics and Evaluation (IHME). [n. d.]. *Global Health Data Exchange (GHDx)*. <https://vizhub.healthdata.org/gbd-results/> Accessed: 2023/11/20.
- [16] Instituto Nacional de Estatística (INE). [n. d.]. . <https://www.ine.pt> Accessed: 2023/12/21.
- [17] Ewgeni Jakubovski, Jessica A Johnson, Madeeha Nasir, Kirsten Müller-Vahl, and Michael H Bloch. 2019. Systematic review and meta-analysis: Dose–response curve of SSRIs and SNRIs in anxiety disorders. *Depression and anxiety* 36, 3 (2019), 198–212.
- [18] Julie Karsten, Loes A Hagenauw, Jeanine Kamphuis, and Marike Lancel. 2017. Low doses of mirtazapine or quetiapine for transient insomnia: a randomised, double-blind, cross-over, placebo-controlled trial. *Journal of Psychopharmacology* 31, 3 (2017), 327–337.
- [19] Andrew Laurin, Samuel Bulteau, Pascal Caillet, Pascal Artari, Anne Sauvaget, Fanny Gollier-Briant, Jean-François Huon, and Olivier Bonnot. 2023. Psychotropic drugs consumption during 2020 COVID-19 pandemic and lockdowns: Evidence of a surprising resilience of the drugs delivery system in France. *European Neuropsychopharmacology* 73 (2023), 48–61.
- [20] Christine Leong, Kaarina Kowalec, Sherif Eltonsy, James M Bolton, Murray W Enns, Qier Tan, Marina Yogendran, Dan Chateau, Joseph A Delaney, Jitender Sareen, et al. 2022. Psychotropic medication use before and during COVID-19: a population-wide study. *Frontiers in Pharmacology* 13 (2022), 886652.
- [21] Edmund Loneragan, Annette M Britton, and Jay Luxenberg. 2007. Antipsychotics for delirium. *Cochrane database of systematic reviews* 2 (2007).
- [22] Lorenza Lucidi, Mauro Pettorosso, Federica Vellante, Francesco Di Carlo, Franca Ceci, Maria Chiara Santovito, Ilenia Di Muzio, Michele Fornaro, Antonio Ventriglio, Carmine Tomasetti, et al. 2021. Gut microbiota and bipolar disorder: an overview on a novel biomarker for diagnosis and treatment. *International journal of molecular sciences* 22, 7 (2021), 3723.
- [23] Anna Lukačičinová, Daniela Fialová, Nancye May Peel, Ruth Eleanor Hubbard, Jovana Brkic, Graziano Onder, Eva Topinková, Jacob Gindin, Tamar Shochat, Leonard Gray, et al. 2021. The prevalence and prescribing patterns of benzodiazepines and Z-drugs in older nursing home residents in different European countries and Israel: retrospective results from the EU SHELTER study. *BMC geriatrics* 21 (2021), 1–16.
- [24] Luís Madeira, Guilherme Queiroz, and Rui Henriques. 2023. Prepandemic psychotropic drug status in Portugal: a nationwide pharmacoepidemiological profile. *Scientific Reports* 13, 1 (2023), 6912.
- [25] Narong Maneeton, Benchalak Maneeton, Pakapan Woottiluk, Surinporn Likhitsathian, Sirijit Suttajit, Vudhichai Boonyanaruthee, and Manit Srisuranpon. 2016. Quetiapine monotherapy in acute treatment of generalized anxiety disorder: a systematic review and meta-analysis of randomized controlled trials. *Drug design, development and therapy* (2016), 259–276.
- [26] Claire O'Donovan and Martin Alda. 2020. Depression preceding diagnosis of bipolar disorder. *Frontiers in psychiatry* 11 (2020), 537846.
- [27] OECD. 2023. *Consumption of medicines for selected chronic conditions, 2011, 2019 and 2021 (or nearest years)*. <https://doi.org/https://doi.org/10.1787/f11c6179-en>
- [28] Ashish Sarangi, Terry McMahon, and Jayasudha Gude. 2021. Benzodiazepine misuse: an epidemic within a pandemic. *Cureus* 13, 6 (2021).
- [29] Georgios Schoretsanitis, Renato de Filippis, Brian M Brady, Philipp Homan, Trisha Suppes, and John M Kane. 2022. Prevalence of impaired kidney function in patients with long-term lithium treatment: A systematic review and meta-analysis. *Bipolar disorders* 24, 3 (2022), 264–274.
- [30] Mary V Seeman. 2020. Men and women respond differently to antipsychotic drugs. *Neuropharmacology* 163 (2020), 107631.
- [31] Yoanna K Skrobik, Nicolas Bergeron, Marc Dumont, and Stewart B Gottfried. 2004. Olanzapine vs haloperidol: treating delirium in a critical care setting. *Intensive care medicine* 30 (2004), 444–449.
- [32] Michael Soyka, Imane Wild, Bérangeère Caulet, Chrysoula Leontiou, Fabio Lugoboni, and Göran Hajak. 2023. Long-term use of benzodiazepines in chronic insomnia: a European perspective. *Frontiers in psychiatry* 14 (2023), 1212028.
- [33] David Steinbart, Verena Gaus, Alexander B Kowski, and Martin Holtkamp. 2021. Valproic acid use in fertile women with genetic generalized epilepsies. *Acta Neurologica Scandinavica* 144, 3 (2021), 288–295.
- [34] Chris P Stephenson, Emily Karanges, and Iain S McGregor. 2013. Trends in the utilisation of psychotropic medications in Australia from 2000 to 2011. *Australian & New Zealand Journal of Psychiatry* 47, 1 (2013), 74–87.
- [35] Tea Vukičević, Pero Draganić, Marija Škribulja, Livia Puljak, and Svjetlana Došenović. 2023. Consumption of psychotropic drugs in Croatia before and during the COVID-19 pandemic: a 10-year longitudinal study (2012–2021). *Social Psychiatry and Psychiatric Epidemiology* (2023), 1–13.
- [36] RB Wetzels, Sytse U Zuidema, Jos FM de Jonghe, Frans RJ Verhey, and RTCM Koopmans. 2011. Prescribing pattern of psychotropic drugs in nursing home residents with dementia. *International psychogeriatrics* 23, 8 (2011), 1249–1259.

[37] World Health Organization (WHO). [n. d.]. ATC/DDD Index. https://www.whocc.no/atc_ddd_index Accessed: 2023/12/04.

A PREGABALIN RESULTS AND DISCUSSION

An increase in the consumption of pregabalin (dispensed DIDs) has been registered by the majority of demographic segments (predominantly female), a trend followed by the number of active users, as Table A.5 and Figure A.6 suggest. The sharp increase in its consumption is most likely driven not only for its anxiolytic properties, but by complementary uses in neurology as an antiepileptic [11] and in neuropathic pain as an analgesic [4]. The important role of GPs in prescribing mood stabilisers highlights the need for primary care providers to be well informed and up to date with mental health practices.

Gender	Age group	2020	2021	2022	Mean change per year, fraction of baseline	P	Confidence interval	r ²
F	18-29	0.0311	0.0358	0.0426	0.1860	0.0677	[-0.0662, 0.4382]	0.9887
	30-39	0.0805	0.0910	0.0966	0.1001	0.1128	[-0.1276, 0.3278]	0.9689
	40-49	0.2756	0.3040	0.3317	0.1016	0.0040	[0.0934, 0.1098]	1.0000
	50-59	0.5194	0.5736	0.6225	0.0993	0.0189	[0.0619, 0.1367]	0.9991
	60-69	0.6721	0.7417	0.8190	0.1092	0.0191	[0.0677, 0.1507]	0.9991
	70-79	0.6487	0.7256	0.8103	0.1245	0.0180	[0.0797, 0.1693]	0.9992
	80+	0.4656	0.5079	0.5603	0.1018	0.0390	[0.0224, 0.1812]	0.9962
	Total	2.6931	2.9796	3.2830	0.1095	0.0105	[0.0866, 0.1324]	0.9997
M	18-29	0.0228	0.0239	0.0303	0.1653	0.2438	[-0.6808, 1.0114]	0.8603
	30-39	0.0576	0.0631	0.0695	0.1035	0.0236	[0.0548, 0.1522]	0.9986
	40-49	0.1335	0.1504	0.1593	0.0968	0.1123	[-0.1225, 0.3161]	0.9692
	50-59	0.2140	0.2391	0.2654	0.1200	0.0090	[0.0984, 0.1416]	0.9998
	60-69	0.3031	0.3366	0.3665	0.1046	0.0207	[0.0614, 0.1478]	0.9989
	70-79	0.3088	0.3349	0.3723	0.1027	0.0657	[-0.0325, 0.2379]	0.9894
	80+	0.1879	0.2067	0.2281	0.1070	0.0238	[0.0562, 0.1578]	0.9986
	Total	1.2277	1.3547	1.4914	0.1074	0.0135	[0.0783, 0.1365]	0.9995
Total	3.9208	4.3343	4.7744	0.1089	0.0114	[0.0840, 0.1338]	0.9997	

Table 5. Evolution of the dispensed DID in pregabalin between 2020 and 2022.

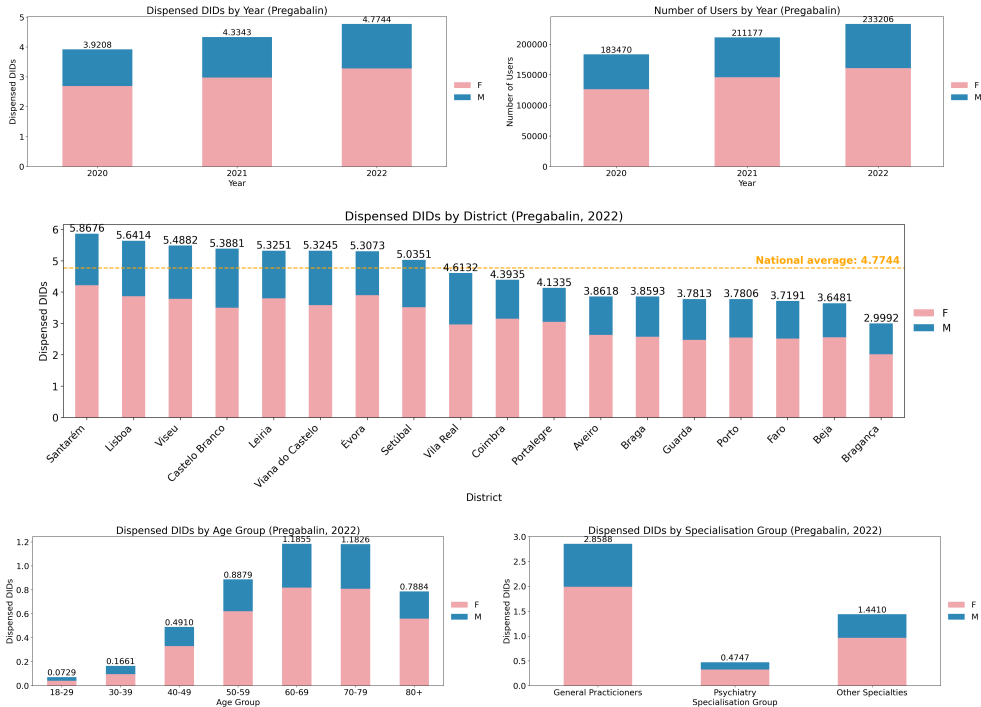


Fig. 6. Pregabalin dispensation statistics (DIDs and user count) across districts, demographic sectors and medical specialties (gender is presented using stacked representations).

B SUPPLEMENTARY RESULTS

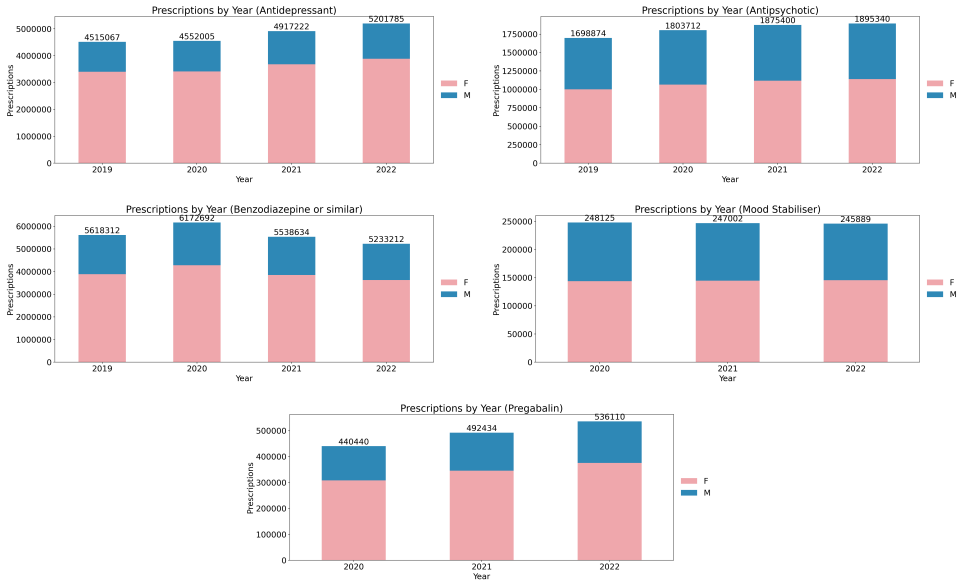


Fig. 7. Evolution of the number of prescriptions with at least one dispensation act of each considered psychotropic drug class between 2019 (or 2020, if unavailable) and 2022.

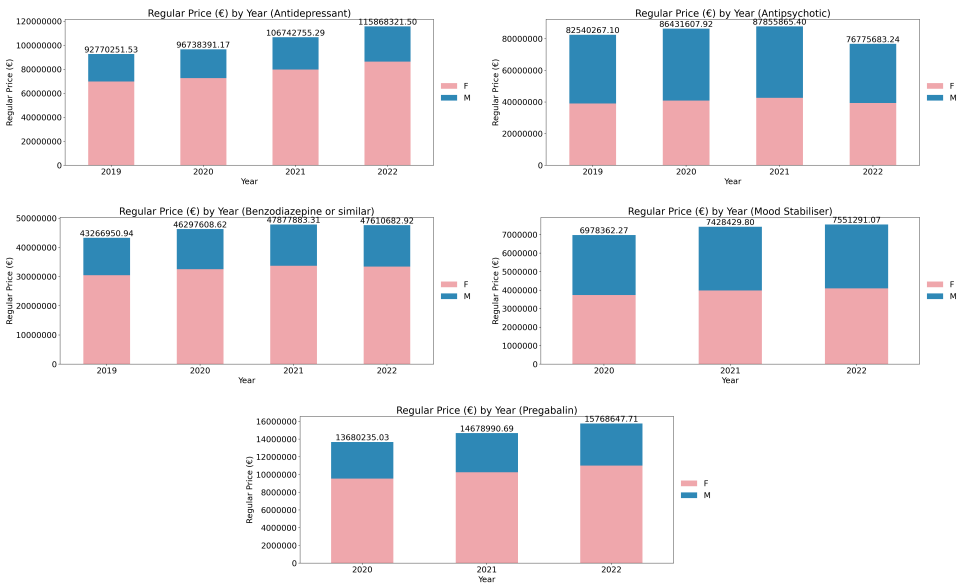


Fig. 8. Evolution of the total expenditure of each considered psychotropic drug class between 2019 (or 2020, if unavailable) and 2022.

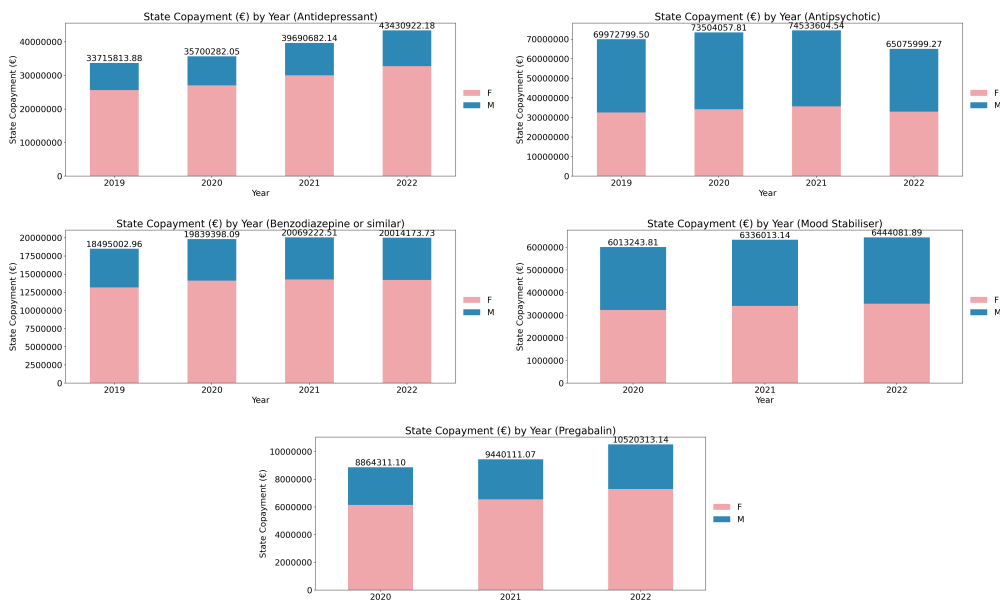


Fig. 9. Evolution of the total state-funded copayment of each considered psychotropic drug class between 2019 (or 2020, if unavailable) and 2022.

C LIST OF AVAILABLE DRUG PACKAGES

Drug class	Drug name	ATC code	DDD	Mode	Package type	Dosage/unit	Total dosage (g)	DDD/package
Antidepressant	Amitriptyline	N06AA09	75 mg	Coated tablet	Blister 10 units	10 mg	0.1000	1.333
	Amitriptyline	N06AA09	75 mg	Coated tablet	Blister 20 units	10 mg	0.2000	2.667
	Amitriptyline	N06AA09	75 mg	Coated tablet	Blister 60 units	10 mg	0.6000	8.000
	Amitriptyline	N06AA09	75 mg	Coated tablet	Blister 60 units	25 mg	1.5000	20.000
	Amitriptyline	N06AA09	75 mg	Coated tablet	Blister 60 units	75 mg	4.5000	60.000
	Citalopram	N06AB04	20 mg	Film-coated tablet	Blister 10 units	10 mg	0.1000	5.000
	Citalopram	N06AB04	20 mg	Film-coated tablet	Blister 14 units	10 mg	0.1400	7.000
	Citalopram	N06AB04	20 mg	Film-coated tablet	Blister 14 units	20 mg	0.2800	14.000
	Citalopram	N06AB04	20 mg	Film-coated tablet	Blister 40 units	40 mg	1.1200	56.000
	Citalopram	N06AB04	20 mg	Film-coated tablet	Blister 30 units	40 mg	1.2000	60.000
	Citalopram	N06AB04	20 mg	Film-coated tablet	Blister 56 units	10 mg	0.5600	28.000
	Citalopram	N06AB04	20 mg	Film-coated tablet	Blister 56 units	20 mg	1.1200	56.000
	Citalopram	N06AB04	20 mg	Film-coated tablet	Blister 60 units	10 mg	0.6000	30.000
	Citalopram	N06AB04	20 mg	Film-coated tablet	Blister 60 units	20 mg	1.2000	60.000
	Citalopram	N06AA04	100 mg	Extended-release tablet	Blister 60 units	75 mg	4.5000	45.000
	Clomipramine	N06AA04	100 mg	Coated tablet	Blister 10 units	10 mg	0.1000	1.000
	Clomipramine	N06AA04	100 mg	Coated tablet	Blister 60 units	10 mg	0.6000	6.000
	Clomipramine	N06AA04	100 mg	Coated tablet	Blister 20 units	25 mg	1.5000	15.000
	Clomipramine	N06AA04	100 mg	Injectable solution	Ampoule 5 units 2 ml	25 mg/2 ml	1.2500	1.250
	Dosulepin	N06AA16	150 mg	Coated tablet	Blister 20 units	75 mg	1.5000	10.000
	Dosulepin	N06AA16	150 mg	Coated tablet	Blister 60 units	75 mg	4.5000	30.000
	Duloxetine	N06AX21	60 mg	Gastro-resistant capsule	Blister 28 units	120 mg	3.3600	56.000
	Duloxetine	N06AX21	60 mg	Gastro-resistant capsule	Blister 28 units	30 mg	0.8400	14.000
	Duloxetine	N06AX21	60 mg	Gastro-resistant capsule	Blister 28 units	60 mg	1.6800	28.000
	Duloxetine	N06AX21	60 mg	Gastro-resistant capsule	Blister 28 units	90 mg	2.5200	42.000
	Duloxetine	N06AX21	60 mg	Gastro-resistant capsule	Blister 7 units	30 mg	0.2100	3.500
	Escitalopram	N06AB10	10 mg	Orodispersible tablet	Blister 56 units	10 mg	0.5600	56.000
	Escitalopram	N06AB10	10 mg	Orodispersible tablet	Blister 56 units	20 mg	1.1200	112.000
	Escitalopram	N06AB10	10 mg	Film-coated tablet	Blister 14 units	10 mg	0.1400	14.000
	Escitalopram	N06AB10	10 mg	Film-coated tablet	Blister 20 units	10 mg	0.2000	20.000
	Escitalopram	N06AB10	10 mg	Film-coated tablet	Blister 56 units	10 mg	0.5600	56.000
	Escitalopram	N06AB10	10 mg	Film-coated tablet	Blister 56 units	20 mg	1.1200	112.000
	Escitalopram	N06AB10	10 mg	Film-coated tablet	Blister 60 units	10 mg	0.6000	60.000
	Escitalopram	N06AB10	10 mg	Film-coated tablet	Blister 60 units	20 mg	1.2000	120.000
	Escitalopram	N06AB10	10 mg	Oral drops	Dropper 1 unit 15 ml	20 mg/ml	0.3000	30.000
	Fluoxetine	N06AB03	20 mg	Capsule	Blister 10 units	20 mg	0.2000	10.000
	Fluoxetine	N06AB03	20 mg	Capsule	Blister 14 units	20 mg	0.2800	14.000
	Fluoxetine	N06AB03	20 mg	Capsule	Blister 20 units	20 mg	0.4000	20.000
	Fluoxetine	N06AB03	20 mg	Capsule	Blister 28 units	20 mg	0.5600	28.000
	Fluoxetine	N06AB03	20 mg	Capsule	Blister 50 units	20 mg	1.0000	50.000
Fluoxetine	N06AB03	20 mg	Capsule	Blister 56 units	20 mg	1.1200	56.000	
Fluoxetine	N06AB03	20 mg	Capsule	Blister 60 units	20 mg	1.2000	60.000	
Fluoxetine	N06AB03	20 mg	Oral solution	Bottle 1 unit 140 ml	4 mg/ml	0.5600	28.000	
Fluvoxamine	N06AB08	100 mg	Film-coated tablet	Blister 10 units	50 mg	0.5000	5.000	
Fluvoxamine	N06AB08	100 mg	Film-coated tablet	Blister 20 units	50 mg	1.0000	10.000	
Fluvoxamine	N06AB08	100 mg	Film-coated tablet	Blister 60 units	100 mg	6.0000	60.000	
Fluvoxamine	N06AB08	100 mg	Film-coated tablet	Blister 60 units	50 mg	3.0000	30.000	
Imipramine	N06AA02	100 mg	Coated tablet	Blister 60 units	10 mg	0.6000	6.000	
Imipramine	N06AA02	100 mg	Coated tablet	Blister 60 units	25 mg	1.5000	15.000	
Maprotiline	N06AA21	100 mg	Coated tablet	Blister 60 units	25 mg	1.5000	15.000	

Drug class	Drug name	ATC code	DDD	Mode	Package type	Dosage/unit	Total dosage (g)	DDD/package
Antidepressant	Maprotiline	N06AA21	100 mg	Coated tablet	Blister 10 units	25 mg	0.2500	2.500
	Maprotiline	N06AA21	100 mg	Coated tablet	Blister 60 units	50 mg	3.0000	30.000
	Maprotiline	N06AA21	100 mg	Coated tablet	Blister 60 units	75 mg	4.5000	45.000
	Maprotiline	N06AA21	100 mg	Film-coated tablet	Blister 60 units	25 mg	1.5000	15.000
	Maprotiline	N06AA21	100 mg	Film-coated tablet	Blister 60 units	50 mg	3.0000	30.000
	Maprotiline	N06AA21	100 mg	Film-coated tablet	Blister 60 units	75 mg	4.5000	45.000
	Mianserin	N06AX03	60 mg	Coated tablet	Blister 10 units	30 mg	0.3000	5.000
	Mianserin	N06AX03	60 mg	Coated tablet	Blister 60 units	30 mg	1.8000	30.000
	Milnacipran	N06AX17	100 mg	Capsule	Blister 56 units	25 mg	1.4000	14.000
	Milnacipran	N06AX17	100 mg	Capsule	Blister 56 units	50 mg	2.8000	28.000
	Mirtazapine	N06AX11	30 mg	Orodispersible tablet	Blister 18 units	15 mg	0.2700	9.000
	Mirtazapine	N06AX11	30 mg	Orodispersible tablet	Blister 20 units	15 mg	0.3000	10.000
	Mirtazapine	N06AX11	30 mg	Orodispersible tablet	Blister 20 units	30 mg	0.6000	20.000
	Mirtazapine	N06AX11	30 mg	Orodispersible tablet	Blister 30 units	15 mg	0.4500	15.000
	Mirtazapine	N06AX11	30 mg	Orodispersible tablet	Blister 30 units	30 mg	0.9000	30.000
	Mirtazapine	N06AX11	30 mg	Orodispersible tablet	Blister 30 units	45 mg	1.3500	45.000
	Mirtazapine	N06AX11	30 mg	Orodispersible tablet	Blister 60 units	15 mg	0.9000	30.000
	Mirtazapine	N06AX11	30 mg	Orodispersible tablet	Blister 60 units	30 mg	1.8000	60.000
	Mirtazapine	N06AX11	30 mg	Orodispersible tablet	Blister 6 units	15 mg	0.0900	3.000
	Mirtazapine	N06AX11	30 mg	Orodispersible tablet	Therm. tape 30 units	15 mg	0.4500	15.000
	Mirtazapine	N06AX11	30 mg	Orodispersible tablet	Therm. tape 30 units	30 mg	0.9000	30.000
	Mirtazapine	N06AX11	30 mg	Orodispersible tablet	Therm. tape 6 units	15 mg	0.0900	3.000
	Mirtazapine	N06AX11	30 mg	Coated tablet	Blister 30 units	30 mg	0.9000	30.000
	Mirtazapine	N06AX11	30 mg	Coated tablet	Blister 14 units	15 mg	0.2100	7.000
	Mirtazapine	N06AX11	30 mg	Coated tablet	Blister 30 units	30 mg	0.9000	30.000
	Mirtazapine	N06AX11	30 mg	Coated tablet	Blister 56 units	15 mg	0.8400	28.000
	Mirtazapine	N06AX11	30 mg	Coated tablet	Blister 56 units	30 mg	1.6800	56.000
	Mirtazapine	N06AX11	30 mg	Film-coated tablet	Blister 10 units	15 mg	0.1500	5.000
	Mirtazapine	N06AX11	30 mg	Film-coated tablet	Blister 30 units	30 mg	0.9000	30.000
	Mirtazapine	N06AX11	30 mg	Film-coated tablet	Blister 14 units	15 mg	0.2100	7.000
	Mirtazapine	N06AX11	30 mg	Film-coated tablet	Blister 14 units	30 mg	0.4200	14.000
	Mirtazapine	N06AX11	30 mg	Film-coated tablet	Blister 15 units	15 mg	0.2250	7.500
	Mirtazapine	N06AX11	30 mg	Film-coated tablet	Blister 15 units	30 mg	0.4500	15.000
	Mirtazapine	N06AX11	30 mg	Film-coated tablet	Blister 20 units	15 mg	0.3000	10.000
	Mirtazapine	N06AX11	30 mg	Film-coated tablet	Blister 30 units	30 mg	0.9000	30.000
	Mirtazapine	N06AX11	30 mg	Film-coated tablet	Blister 28 units	15 mg	0.4200	14.000
	Mirtazapine	N06AX11	30 mg	Film-coated tablet	Blister 28 units	30 mg	0.8400	28.000
	Mirtazapine	N06AX11	30 mg	Film-coated tablet	Blister 30 units	15 mg	0.4500	15.000
	Mirtazapine	N06AX11	30 mg	Film-coated tablet	Blister 30 units	30 mg	0.9000	30.000
	Mirtazapine	N06AX11	30 mg	Film-coated tablet	Blister 56 units	15 mg	0.8400	28.000
	Mirtazapine	N06AX11	30 mg	Film-coated tablet	Blister 56 units	30 mg	1.6800	56.000
	Mirtazapine	N06AX11	30 mg	Film-coated tablet	Blister 60 units	15 mg	0.9000	30.000
	Mirtazapine	N06AX11	30 mg	Film-coated tablet	Blister 60 units	30 mg	1.8000	60.000
	Moclobemide	N06AG02	300 mg	Film-coated tablet	Blister 10 units	150 mg	1.5000	5.000
	Moclobemide	N06AG02	300 mg	Film-coated tablet	Blister 20 units	150 mg	3.0000	10.000
	Moclobemide	N06AG02	300 mg	Film-coated tablet	Blister 60 units	300 mg	9.0000	30.000
	Moclobemide	N06AG02	300 mg	Film-coated tablet	Blister 60 units	600 mg	18.0000	60.000
	Nortriptyline	N06AA10	75 mg	Coated tablet	Blister 20 units	25 mg	0.5000	6.667
	Nortriptyline	N06AA10	75 mg	Coated tablet	Blister 60 units	25 mg	1.5000	20.000
	Paroxetine	N06AB05	20 mg	Tablet	Blister 10 units	20 mg	0.2000	10.000
	Paroxetine	N06AB05	20 mg	Tablet	Blister 20 units	20 mg	0.4000	20.000
	Paroxetine	N06AB05	20 mg	Tablet	Blister 60 units	1.2000	6.0000	60.000
	Paroxetine	N06AB05	20 mg	Film-coated tablet	Blister 10 units	20 mg	0.2000	10.000
	Paroxetine	N06AB05	20 mg	Film-coated tablet	Blister 20 units	20 mg	0.4000	20.000
	Paroxetine	N06AB05	20 mg	Film-coated tablet	Blister 30 units	20 mg	0.6000	30.000
	Paroxetine	N06AB05	20 mg	Film-coated tablet	Blister 60 units	20 mg	1.2000	60.000
	Paroxetine	N06AB05	20 mg	Film-coated tablet	Bottle 10 units	20 mg	0.2000	10.000
	Paroxetine	N06AB05	20 mg	Film-coated tablet	Bottle 30 units	20 mg	0.6000	30.000
Paroxetine	N06AB05	20 mg	Film-coated tablet	Bottle 60 units	20 mg	1.2000	60.000	
Paroxetine	N06AB05	20 mg	Oral drops	Bottle 1 unit 30 ml	10 mg/ml	0.3000	15.000	
Pirlindole		200 mg	Tablet	Blister 60 units	100 mg	6.0000	30.000	
Pirlindole		200 mg	Tablet	Blister 60 units	75 mg	4.5000	22.500	
Pirlindole		200 mg	Tablet	Bottle 20 units	50 mg	1.0000	5.000	
Pirlindole		200 mg	Tablet	Blister 60 units	50 mg	3.0000	15.000	
Reboxetine	N06AX18	8 mg	Tablet	Blister 20 units	4 mg	0.0800	10.000	
Reboxetine	N06AX18	8 mg	Tablet	Blister 60 units	4 mg	0.2400	30.000	
Sertraline	N06AB06	50 mg	Film-coated tablet	Blister 10 units	50 mg	0.5000	10.000	
Sertraline	N06AB06	50 mg	Film-coated tablet	Blister 14 units	50 mg	0.7000	14.000	
Sertraline	N06AB06	50 mg	Film-coated tablet	Blister 20 units	50 mg	1.0000	20.000	
Sertraline	N06AB06	50 mg	Film-coated tablet	Blister 30 units	100 mg	3.0000	60.000	
Sertraline	N06AB06	50 mg	Film-coated tablet	Blister 30 units	50 mg	1.5000	30.000	
Sertraline	N06AB06	50 mg	Film-coated tablet	Blister 56 units	100 mg	5.6000	112.000	
Sertraline	N06AB06	50 mg	Film-coated tablet	Blister 56 units	50 mg	2.8000	56.000	
Sertraline	N06AB06	50 mg	Film-coated tablet	Blister 60 units	100 mg	6.0000	120.000	
Sertraline	N06AB06	50 mg	Film-coated tablet	Blister 60 units	150 mg	9.0000	180.000	
Sertraline	N06AB06	50 mg	Film-coated tablet	Blister 60 units	200 mg	12.0000	240.000	
Sertraline	N06AB06	50 mg	Film-coated tablet	Blister 60 units	50 mg	3.0000	60.000	
Sertraline	N06AB06	50 mg	Oral solution concentrate	Bottle 1 unit 60 ml	20 mg/ml	1.2000	24.000	
Trazodone	N06AX05	300 mg	Tablet	Blister 20 units	100 mg	2.0000	6.667	
Trazodone	N06AX05	300 mg	Tablet	Blister 20 units	150 mg	3.0000	10.000	
Trazodone	N06AX05	300 mg	Tablet	Blister 60 units	100 mg	6.0000	20.000	
Trazodone	N06AX05	300 mg	Tablet	Blister 60 units	150 mg	9.0000	30.000	
Trazodone	N06AX05	300 mg	Modified-release tablet	Blister 20 units	150 mg	3.0000	10.000	
Trazodone	N06AX05	300 mg	Modified-release tablet	Blister 60 units	150 mg	9.0000	30.000	
Trazodone	N06AX05	300 mg	Extended-release tablet	Blister 10 units	150 mg	1.5000	5.000	
Trazodone	N06AX05	300 mg	Extended-release tablet	Blister 30 units	300 mg	9.0000	30.000	
Trazodone	N06AX05	300 mg	Film-coated tablet	Blister 20 units	100 mg	2.0000	6.667	
Trazodone	N06AX05	300 mg	Film-coated tablet	Blister 60 units	100 mg	6.0000	20.000	
Trimipramine	N06AA06	150 mg	Tablet	Blister 10 units	25 mg	0.2500	1.667	
Trimipramine	N06AA06	150 mg	Tablet	Blister 60 units	25 mg	1.5000	10.000	
Trimipramine	N06AA06	150 mg	Coated tablet	Blister 60 units	100 mg	6.0000	40.000	
Venlafaxine	N06AX16	100 mg	Extended-release capsule	Blister 10 units	37.5 mg	0.3750	3.750	
Venlafaxine	N06AX16	100 mg	Extended-release capsule	Blister 10 units	75 mg	0.7500	7.500	
Venlafaxine	N06AX16	100 mg	Extended-release capsule	Blister 20 units	37.5 mg	0.7500	7.500	
Venlafaxine	N06AX16	100 mg	Extended-release capsule	Blister 30 units	150 mg	4.5000	45.000	
Venlafaxine	N06AX16	100 mg	Extended-release capsule	Blister 30 units	225 mg	6.7500	67.500	
Venlafaxine	N06AX16	100 mg	Extended-release capsule	Blister 30 units	37.5 mg	1.1250	11.250	
Venlafaxine	N06AX16	100 mg	Extended-release capsule	Blister 30 units	75 mg	2.2500	22.500	
Venlafaxine	N06AX16	100 mg	Extended-release tablet	Blister 10 units	37.5 mg	0.3750	3.750	
Venlafaxine	N06AX16	100 mg	Extended-release tablet	Blister 10 units	75 mg	0.7500	7.500	
Venlafaxine	N06AX16	100 mg	Extended-release tablet	Blister 30 units	150 mg	4.5000	45.000	
Venlafaxine	N06AX16	100 mg	Extended-release tablet	Blister 30 units	225 mg	6.7500	67.500	
Venlafaxine	N06AX16	100 mg	Extended-release tablet	Blister 30 units	37.5 mg	1.1250	11.250	
Venlafaxine	N06AX16	100 mg	Extended-release tablet	Blister 30 units	75 mg	2.2500	22.500	
Venlafaxine	N06AX16	100 mg	Film-coated tablet	Blister 10 units	37.5 mg	0.3750	3.750	
Venlafaxine	N06AX16	100 mg	Film-coated tablet	Blister 20 units	37.5 mg	0.7500	7.500	
Venlafaxine	N06AX16	100 mg	Film-coated tablet	Blister 60 units	75 mg	4.5000	45.000	
Venlafaxine	N06AX16	100 mg	Film-coated tablet	Bottle 1 unit 60 ml	75 mg/ml	4.5000	45.000	
Vortioxetine	N06AX26	10 mg	Film-coated tablet	Blister 14 units	5 mg	0.0700	7.000	
Vortioxetine	N06AX26	10 mg	Film-coated tablet	Blister 28 units	10 mg	0.2800	28.000	
Vortioxetine	N06AX26	10 mg	Film-coated tablet	Blister 28 units	15 mg	0.4200	42.000	
Vortioxetine	N06AX26	10 mg	Film-coated tablet	Blister 28 units	50 mg	0.5600	56.000	
Vortioxetine	N06AX26	10 mg	Film-coated tablet	Blister 28 units	5 mg	0.1400	14.000	
Vortioxetine	N06AX26	10 mg	Oral drops	Bottle 1 unit 15 ml	20 mg/ml	0.3000	30.000	

Drug class	Drug name	ATC code	DDD	Mode	Package type	Dosage/unit	Total dosage (g)	DDD/package
Antipsychotic	Amisulpride	N05AL05	0.4 g	Tablet	Blister 20 units	50 mg	1.0000	2.500
	Amisulpride	N05AL05	0.4 g	Tablet	Blister 60 units	200 mg	12.0000	30.000
	Amisulpride	N05AL05	0.4 g	Tablet	Blister 60 units	50 mg	3.0000	7.500
	Amisulpride	N05AL05	0.4 g	Oral solution	Ampoule 20units 10ml	50 mg/10 ml	1.0000	2.500
	Aripiprazole	N05AX12	15 mg	Tablet	Blister 14 units	10 mg	0.1400	9.333
	Aripiprazole	N05AX12	15 mg	Tablet	Blister 14 units	15 mg	0.2100	14.000
	Aripiprazole	N05AX12	15 mg	Tablet	Blister 14 units	20 mg	0.2800	18.667
	Aripiprazole	N05AX12	15 mg	Tablet	Blister 14 units	30 mg	0.4200	28.000
	Aripiprazole	N05AX12	15 mg	Tablet	Blister 14 units	5 mg	0.0700	4.667
	Aripiprazole	N05AX12	15 mg	Tablet	Blister 28 units	10 mg	0.2800	18.667
	Aripiprazole	N05AX12	15 mg	Tablet	Blister 28 units	15 mg	0.4200	28.000
	Aripiprazole	N05AX12	15 mg	Tablet	Blister 28 units	20 mg	0.5600	37.333
	Aripiprazole	N05AX12	15 mg	Tablet	Blister 28 units	30 mg	0.8400	56.000
	Aripiprazole	N05AX12	15 mg	Tablet	Blister 28 units	5 mg	0.1400	9.333
	Aripiprazole	N05AX12	15 mg	Orodispersible tablet	Blister 28 units	10 mg	0.2800	18.667
	Aripiprazole	N05AX12	15 mg	Orodispersible tablet	Blister 28 units	15 mg	0.4200	28.000
	Aripiprazole	N05AX12	15 mg	Extended-release suspension	Vial 1 unit 1.9 ml	400 mg	0.0000	30.080
	Aripiprazole	N05AX12	15 mg	Injectable solution	Vial 1 unit 1.3 ml	7.5 mg/ml	0.0000	0.650
	Aripiprazole	N05AX12	15 mg	Oral solution	Bottle 1 unit 150 ml	1 mg/ml	0.1500	10.000
	Cariprazine	N05AX15	3 mg	Capsule	Blister 14 units	1.5 mg	0.0210	7.000
	Cariprazine	N05AX15	3 mg	Capsule	Blister 14 units	3 mg	0.0420	14.000
	Cariprazine	N05AX15	3 mg	Capsule	Blister 28 units	1.5 mg	0.0420	14.000
	Cariprazine	N05AX15	3 mg	Capsule	Blister 28 units	3 mg	0.0840	28.000
	Cariprazine	N05AX15	3 mg	Capsule	Blister 28 units	4.5 mg	0.1260	42.000
	Cariprazine	N05AX15	3 mg	Capsule	Blister 28 units	6 mg	0.1680	56.000
	Chlorpromazine	N05AA01	300 mg	Coated tablet	Blister 20 units	25 mg	0.5000	1.667
	Chlorpromazine	N05AA01	300 mg	Coated tablet	Blister 60 units	100 mg	6.0000	20.000
	Chlorpromazine	N05AA01	300 mg	Coated tablet	Blister 60 units	25 mg	1.5000	5.000
	Chlorpromazine	N05AA01	300 mg	Oral drops	Dropper 1 unit 30 ml	40 mg/ml	12.0000	38.667
	Chlorpromazine	N05AA01	300 mg	Injectable solution	Ampoule 5 units 2 ml	50 mg/2 ml	0.2500	2.500
	Chlorpromazine	N05AA01	300 mg	Injectable solution	Ampoule 6 units 5 ml	25 mg/5 ml	0.1500	1.500
	Ciamemazine	N05AA06	100 mg	Coated tablet	Blister 20 units	100 mg	2.0000	20.000
	Ciamemazine	N05AA06	100 mg	Coated tablet	Blister 60 units	100 mg	6.0000	60.000
	Ciamemazine	N05AA06	100 mg	Oral drops	Bottle 1 unit 30 ml	40 mg/ml	1.2000	12.000
	Clozapine	N05AH02	300 mg	Tablet	Blister 14 units	25 mg	1.5000	1.667
	Clozapine	N05AH02	300 mg	Tablet	Blister 20 units	25 mg	0.5000	1.667
	Clozapine	N05AH02	300 mg	Tablet	Blister 56 units	25 mg	1.4000	4.667
	Clozapine	N05AH02	300 mg	Tablet	Blister 60 units	100 mg	6.0000	20.000
	Clozapine	N05AH02	300 mg	Tablet	Blister 60 units	25 mg	1.5000	5.000
	Flufenazine	N05AB02	4 mg	Injectable solution	Ampoule 1 unit 1 ml	25 mg/ml	0.0250	25.000
	Flupentixol	N05AP01	4 mg	Injectable solution	Ampoule 1 unit 1 ml	100 mg/1 ml	0.0000	1.000
	Flupentixol	N05AP01	4 mg	Injectable solution	Ampoule 5 units 1 ml	20 mg/1 ml	0.1000	25.000
	Haloperidol	N05AD01	8 mg	Tablet	Blister 20 units	1 mg	0.0200	2.500
	Haloperidol	N05AD01	8 mg	Tablet	Blister 60 units	10 mg	0.6000	75.000
	Haloperidol	N05AD01	8 mg	Tablet	Blister 60 units	1 mg	0.0600	7.500
	Haloperidol	N05AD01	8 mg	Tablet	Blister 60 units	2 mg	0.1200	15.000
	Haloperidol	N05AD01	8 mg	Tablet	Blister 60 units	5 mg	0.3000	37.500
	Haloperidol	N05AD01	8 mg	Injectable solution	Ampoule 1 unit 1 ml	100 mg/1 ml	0.1000	30.300
	Haloperidol	N05AD01	8 mg	Injectable solution	Ampoule 1 unit 1 ml	50 mg/1 ml	0.0500	15.150
	Haloperidol	N05AD01	8 mg	Injectable solution	Ampoule 5 units 1 ml	5 mg/1 ml	0.0250	3.125
	Haloperidol	N05AD01	8 mg	Oral solution	Bottle 1 unit 30 ml	2 mg/ml	0.0600	7.500
	Levomepromazine	N05AA02	300 mg	Coated tablet	Blister 20 units	25 mg	0.6000	20.000
	Levomepromazine	N05AA02	300 mg	Coated tablet	Blister 60 units	100 mg	6.0000	20.000
	Levomepromazine	N05AA02	300 mg	Coated tablet	Blister 60 units	25 mg	1.5000	5.000
	Levomepromazine	N05AA02	300 mg	Oral drops	Bottle 1 unit 30 ml	40 mg/ml	1.2000	4.000
	Levomepromazine	N05AA02	300 mg	Injectable solution	Ampoule 6 units 1 ml	25 mg/1 ml	0.1500	1.500
	Melperone	N05AD03	300 mg	Film-coated tablet	Bottle 20 units	25 mg	0.5000	1.667
	Melperone	N05AD03	300 mg	Film-coated tablet	Bottle 60 units	25 mg	1.5000	5.000
	Melperone	N05AD03	300 mg	Film-coated tablet	Bottle 60 units	50 mg	3.0000	10.000
	Olanzapine	N05AH03	10 mg	Tablet	Blister 14 units	2.5 mg	0.0350	5.000
	Olanzapine	N05AH03	10 mg	Tablet	Blister 28 units	10 mg	0.2800	28.000
	Olanzapine	N05AH03	10 mg	Tablet	Blister 28 units	15 mg	0.4200	42.000
	Olanzapine	N05AH03	10 mg	Tablet	Blister 28 units	2.5 mg	0.0700	7.000
	Olanzapine	N05AH03	10 mg	Tablet	Blister 28 units	5 mg	0.1400	14.000
	Olanzapine	N05AH03	10 mg	Tablet	Blister 28 units	7.5 mg	0.2100	21.000
	Olanzapine	N05AH03	10 mg	Orodispersible tablet	Blister 28 units	10 mg	0.2800	28.000
	Olanzapine	N05AH03	10 mg	Orodispersible tablet	Blister 28 units	15 mg	0.4200	42.000
	Olanzapine	N05AH03	10 mg	Orodispersible tablet	Blister 28 units	20 mg	0.5600	56.000
	Olanzapine	N05AH03	10 mg	Orodispersible tablet	Blister 28 units	5 mg	0.1400	14.000
	Olanzapine	N05AH03	10 mg	Coated tablet	Blister 28 units	10 mg	0.2800	28.000
	Olanzapine	N05AH03	10 mg	Coated tablet	Blister 28 units	15 mg	0.4200	42.000
	Olanzapine	N05AH03	10 mg	Coated tablet	Blister 28 units	2.5 mg	0.0700	7.000
	Olanzapine	N05AH03	10 mg	Coated tablet	Blister 28 units	5 mg	0.1400	14.000
	Olanzapine	N05AH03	10 mg	Coated tablet	Blister 28 units	7.5 mg	0.2100	21.000
	Olanzapine	N05AH03	10 mg	Film-coated tablet	Blister 14 units	5 mg	0.0700	7.000
	Olanzapine	N05AH03	10 mg	Film-coated tablet	Blister 28 units	10 mg	0.2800	28.000
	Olanzapine	N05AH03	10 mg	Film-coated tablet	Blister 28 units	15 mg	0.4200	42.000
	Olanzapine	N05AH03	10 mg	Film-coated tablet	Blister 28 units	2.5 mg	0.0700	7.000
	Olanzapine	N05AH03	10 mg	Film-coated tablet	Blister 28 units	5 mg	0.1400	14.000
	Olanzapine	N05AH03	10 mg	Film-coated tablet	Blister 28 units	7.5 mg	0.2100	21.000
	Paliperidone	N05AX13	2.5 mg	Extended-release tablet	Blister 14 units	3 mg	0.0420	7.000
	Paliperidone	N05AX13	2.5 mg	Extended-release tablet	Blister 28 units	3 mg	0.0840	14.000
	Paliperidone	N05AX13	2.5 mg	Extended-release tablet	Blister 28 units	6 mg	0.1680	28.000
	Paliperidone	N05AX13	2.5 mg	Extended-release tablet	Blister 28 units	9 mg	0.2520	42.000
	Paliperidone	N05AX13	2.5 mg	Extended-release suspension	Pre-filled syringe	100 mg	0.1000	40.000
	Paliperidone	N05AX13	2.5 mg	Extended-release suspension	Pre-filled syringe	150 mg	0.1500	60.000
	Paliperidone	N05AX13	2.5 mg	Extended-release suspension	Pre-filled syringe	50 mg	0.0500	20.000
	Paliperidone	N05AX13	2.5 mg	Extended-release suspension	Pre-filled syringe	75 mg	0.0750	30.000
	Paliperidone	N05AX13	2.5 mg	Extended-release suspension	Pre-filled syringe	75 mg	0.0750	30.000
	Paliperidone	N05AX13	2.5 mg	Extended-release suspension	Pre-filled syringe	175 mg	0.0000	70.000
	Paliperidone	N05AX13	2.5 mg	Extended-release suspension	Pre-filled syringe	263 mg	0.0000	105.200
	Paliperidone	N05AX13	2.5 mg	Extended-release suspension	Pre-filled syringe	350 mg	0.0000	140.000
	Paliperidone	N05AX13	2.5 mg	Extended-release suspension	Pre-filled syringe	100 mg	0.1000	40.000
Paliperidone	N05AX13	2.5 mg	Extended-release suspension	Pre-filled syringe	525 mg	0.0000	210.000	
Pimozide	N05AG02	4 mg	Tablet	Blister 20 units	4 mg	0.0800	20.000	
Pimozide	N05AG02	4 mg	Tablet	Blister 60 units	4 mg	0.2400	60.000	
Quetiapine	N05AH04	400 mg	Extended-release tablet	Blister 10 units	200 mg	2.0000	5.000	
Quetiapine	N05AH04	400 mg	Extended-release tablet	Blister 10 units	300 mg	3.0000	7.500	
Quetiapine	N05AH04	400 mg	Extended-release tablet	Blister 10 units	50 mg	0.5000	1.250	
Quetiapine	N05AH04	400 mg	Extended-release tablet	Blister 40 units	150 mg	4.5000	11.250	
Quetiapine	N05AH04	400 mg	Extended-release tablet	Blister 60 units	200 mg	12.0000	30.000	
Quetiapine	N05AH04	400 mg	Extended-release tablet	Blister 60 units	300 mg	18.0000	45.000	
Quetiapine	N05AH04	400 mg	Extended-release tablet	Blister 60 units	400 mg	24.0000	60.000	
Quetiapine	N05AH04	400 mg	Extended-release tablet	Blister 60 units	50 mg	3.0000	7.500	
Quetiapine	N05AH04	400 mg	Extended-release tablet	Bottle 10 units	200 mg	2.0000	5.000	
Quetiapine	N05AH04	400 mg	Film-coated tablet	Blister 10 units	25 mg	0.2500	0.625	
Quetiapine	N05AH04	400 mg	Film-coated tablet	Blister 10 units	25+100+200mg	0.6500	1.625	
Quetiapine	N05AH04	400 mg	Film-coated tablet	Blister 20 units	25 mg	0.5000	1.250	
Quetiapine	N05AH04	400 mg	Film-coated tablet	Blister 60 units	100 mg	6.0000	15.000	
Quetiapine	N05AH04	400 mg	Film-coated tablet	Blister 60 units	150 mg	9.0000	22.500	
Quetiapine	N05AH04	400 mg	Film-coated tablet	Blister 60 units	200 mg	12.0000	30.000	
Quetiapine	N05AH04	400 mg	Film-coated tablet	Blister 60 units	300 mg	18.0000	45.000	
Quetiapine	N05AH04	400 mg	Film-coated tablet	Blister 60 units	400 mg	24.0000	60.000	
Quetiapine	N05AH04	400 mg	Film-coated tablet	Blister 60 units	50 mg	3.0000	7.500	

Drug class	Drug name	ATC code	DDD	Mode	Package type	Dosage/unit	Total dosage (g)	DDD/package	
Antipsychotic	Quetiapine	N05AH04	400 mg	Film-coated tablet	Blister 6 units	25 mg	0.1500	0.375	
	Risperidone	N05AX08	5 mg	Orodispersible tablet	Blister 14 units	0.5 mg	0.0070	1.400	
	Risperidone	N05AX08	5 mg	Orodispersible tablet	Blister 14 units	2 mg	0.0280	5.600	
	Risperidone	N05AX08	5 mg	Orodispersible tablet	Blister 20 units	0.5 mg	0.0100	2.000	
	Risperidone	N05AX08	5 mg	Orodispersible tablet	Blister 20 units	1 mg	0.0200	4.000	
	Risperidone	N05AX08	5 mg	Orodispersible tablet	Blister 28 units	2 mg	0.0560	11.200	
	Risperidone	N05AX08	5 mg	Orodispersible tablet	Blister 56 units	0.5 mg	0.0280	5.600	
	Risperidone	N05AX08	5 mg	Orodispersible tablet	Blister 56 units	1 mg	0.0560	11.200	
	Risperidone	N05AX08	5 mg	Orodispersible tablet	Blister 56 units	2 mg	0.1120	22.400	
	Risperidone	N05AX08	5 mg	Orodispersible tablet	Blister 56 units	3 mg	0.1680	33.600	
	Risperidone	N05AX08	5 mg	Orodispersible tablet	Blister 56 units	4 mg	0.2240	44.800	
	Risperidone	N05AX08	5 mg	Orodispersible tablet	Blister 60 units	0.5 mg	0.0300	6.000	
	Risperidone	N05AX08	5 mg	Orodispersible tablet	Blister 60 units	1 mg	0.0600	12.000	
	Risperidone	N05AX08	5 mg	Orodispersible tablet	Blister 60 units	2 mg	0.1200	24.000	
	Risperidone	N05AX08	5 mg	Film-coated tablet	Blister 20 units	0.5 mg	0.0100	2.000	
	Risperidone	N05AX08	5 mg	Film-coated tablet	Blister 20 units	1 mg	0.0200	4.000	
	Risperidone	N05AX08	5 mg	Film-coated tablet	Blister 20 units	0.5 mg	0.0300	6.000	
	Risperidone	N05AX08	5 mg	Film-coated tablet	Blister 60 units	1 mg	0.0600	12.000	
	Risperidone	N05AX08	5 mg	Film-coated tablet	Blister 60 units	2 mg	0.1200	24.000	
	Risperidone	N05AX08	5 mg	Film-coated tablet	Blister 60 units	3 mg	0.1800	36.000	
	Risperidone	N05AX08	5 mg	Film-coated tablet	Blister 60 units	4 mg	0.2400	48.000	
	Risperidone	N05AX08	5 mg	Suspension for injection	Vial 1 unit 2 ml	25 mg/2 ml	0.0250	9.250	
	Risperidone	N05AX08	5 mg	Suspension for injection	Vial 1 unit 2 ml	37.5 mg/2 ml	0.0375	13.889	
	Risperidone	N05AX08	5 mg	Suspension for injection	Vial 1 unit 2 ml	50 mg/2 ml	0.0500	18.519	
	Risperidone	N05AX08	5 mg	Extended-release suspension	Vial 1 unit 2 ml	25 mg/2 ml	0.0250	9.250	
	Risperidone	N05AX08	5 mg	Extended-release suspension	Vial 1 unit 2 ml	37.5 mg/2 ml	0.0375	13.889	
	Risperidone	N05AX08	5 mg	Extended-release suspension	Vial 1 unit 2 ml	50 mg/2 ml	0.0500	18.519	
	Risperidone	N05AX08	5 mg	Extended-release suspension	Pre-filled syringe	75mg/0.383ml	0.0750	27.777	
	Risperidone	N05AX08	5 mg	Extended-release suspension	Pre-filled syringe	100mg/0.49ml	0.1000	37.037	
	Risperidone	N05AX08	5 mg	Oral solution	Bottle 1 unit 30 ml	1 mg/ml	0.0300	6.000	
	Sulpiride	N05AL01	800 mg	Capsule	Blister 20 units	1.0000	1.250	2.500	
	Sulpiride	N05AL01	800 mg	Capsule	Blister 60 units	50 mg	3.0000	3.750	
	Sulpiride	N05AL01	800 mg	Tablet	Blister 60 units	200 mg	12.0000	15.000	
	Tapiride	N05AL03	400 mg	Tablet	Blister 20 units	100 mg	2.0000	5.000	
	Tapiride	N05AL03	400 mg	Tablet	Blister 20 units	100 mg	6.0000	15.000	
	Tapiride	N05AL03	400 mg	Injectable solution	Ampoule 6 units 2 ml	100 mg/2 ml	0.6000	1.500	
	Ziprasidone	N05AE04	80 mg	Capsule	Blister 14 units	20 mg	0.2800	3.500	
	Ziprasidone	N05AE04	80 mg	Capsule	Blister 14 units	40 mg	0.5600	7.000	
	Ziprasidone	N05AE04	80 mg	Capsule	Blister 56 units	20 mg	1.1200	14.000	
	Ziprasidone	N05AE04	80 mg	Capsule	Blister 56 units	40 mg	2.2400	28.000	
	Ziprasidone	N05AE04	80 mg	Capsule	Blister 56 units	60 mg	3.3600	42.000	
	Ziprasidone	N05AE04	80 mg	Capsule	Blister 56 units	80 mg	4.4800	56.000	
	Zotepine	N05AX11	200 mg	Coated tablet	Blister 20 units	25 mg	0.5000	2.500	
	Zotepine	N05AX11	200 mg	Coated tablet	Blister 60 units	100 mg	6.0000	30.000	
	Zotepine	N05AX11	200 mg	Coated tablet	Blister 60 units	25 mg	1.5000	7.500	
	Zotepine	N05AX11	200 mg	Coated tablet	Blister 60 units	50 mg	3.0000	15.000	
	Zuclophenthixol	N05AF05	30 mg	Injectable solution	Ampoule 1 unit 1 ml	200 mg/1 ml	0.2000	2.000	
	Zuclophenthixol	N05AF05	30 mg	Injectable solution	Ampoule 1 unit 1 ml	50 mg/1 ml	0.0500	1.667	
	Benzodiazepine or similar	Alprazolam	N05BA12	1 mg	Tablet	Blister 20 units	0.25 mg	0.0050	5.000
		Alprazolam	N05BA12	1 mg	Tablet	Blister 20 units	0.5 mg	0.0100	10.000
		Alprazolam	N05BA12	1 mg	Tablet	Blister 20 units	1 mg	0.0200	20.000
		Alprazolam	N05BA12	1 mg	Tablet	Blister 60 units	0.25 mg	0.0150	30.000
		Alprazolam	N05BA12	1 mg	Tablet	Blister 60 units	0.5 mg	0.0300	30.000
Alprazolam		N05BA12	1 mg	Tablet	Blister 60 units	1 mg	0.0600	60.000	
Alprazolam		N05BA12	1 mg	Modified-release tablet	Blister 20 units	0.5 mg	0.0100	10.000	
Alprazolam		N05BA12	1 mg	Modified-release tablet	Blister 20 units	1 mg	0.0200	20.000	
Alprazolam		N05BA12	1 mg	Modified-release tablet	Blister 20 units	2 mg	0.0400	40.000	
Alprazolam		N05BA12	1 mg	Modified-release tablet	Blister 20 units	3 mg	0.0600	60.000	
Alprazolam		N05BA12	1 mg	Modified-release tablet	Blister 40 units	0.5 mg	0.0200	20.000	
Alprazolam		N05BA12	1 mg	Modified-release tablet	Blister 40 units	1 mg	0.0400	40.000	
Alprazolam		N05BA12	1 mg	Modified-release tablet	Blister 60 units	0.5 mg	0.0300	30.000	
Alprazolam		N05BA12	1 mg	Modified-release tablet	Blister 60 units	1 mg	0.0600	60.000	
Alprazolam		N05BA12	1 mg	Modified-release tablet	Blister 60 units	2 mg	0.1200	120.000	
Alprazolam		N05BA12	1 mg	Modified-release tablet	Blister 60 units	3 mg	0.1500	180.000	
Alprazolam		N05BA12	1 mg	Sublingual tablet	Blister 10 units	0.5 mg	0.0050	5.000	
Alprazolam		N05BA12	1 mg	Sublingual tablet	Blister 20 units	0.5 mg	0.0100	10.000	
Alprazolam		N05BA12	1 mg	Sublingual tablet	Blister 60 units	0.5 mg	0.0300	30.000	
Alprazolam		N05BA12	1 mg	Sublingual tablet	Blister 60 units	1 mg	0.0600	60.000	
Bromazepam		N05BA08	10 mg	Capsule	Blister 20 units	1.5 mg	0.0300	3.000	
Bromazepam		N05BA08	10 mg	Capsule	Blister 20 units	3 mg	0.0600	6.000	
Bromazepam		N05BA08	10 mg	Capsule	Blister 60 units	1.5 mg	0.0900	9.000	
Bromazepam		N05BA08	10 mg	Capsule	Blister 60 units	3 mg	0.1800	18.000	
Bromazepam		N05BA08	10 mg	Tablet	Blister 20 units	1.5 mg	0.0300	3.000	
Bromazepam		N05BA08	10 mg	Tablet	Blister 20 units	3 mg	0.0600	6.000	
Bromazepam		N05BA08	10 mg	Tablet	Blister 20 units	6 mg	0.1200	12.000	
Bromazepam		N05BA08	10 mg	Tablet	Blister 40 units	1.5 mg	0.0600	6.000	
Bromazepam		N05BA08	10 mg	Tablet	Blister 40 units	3 mg	0.1200	12.000	
Bromazepam		N05BA08	10 mg	Tablet	Blister 40 units	6 mg	0.2400	24.000	
Bromazepam		N05BA08	10 mg	Tablet	Blister 60 units	1.5 mg	0.0900	9.000	
Bromazepam		N05BA08	10 mg	Tablet	Blister 60 units	3 mg	0.1800	18.000	
Bromazepam		N05BA08	10 mg	Tablet	Blister 60 units	6 mg	0.3600	36.000	
Brotizolam		N05CD09	0.25 mg	Tablet	Blister 14 units	0.25 mg	0.0035	14.000	
Clobazam		N05BA09	20 mg	Tablet	Blister 20 units	10 mg	0.2000	10.000	
Clobazam		N05BA09	20 mg	Tablet	Blister 20 units	20 mg	0.4000	20.000	
Clobazam		N05BA09	20 mg	Tablet	Blister 30 units	10 mg	0.3000	15.000	
Clobazam		N05BA09	20 mg	Tablet	Blister 30 units	20 mg	0.6000	30.000	
Clorazepate dip.		N05BA05	20 mg	Capsule	Blister 20 units	10 mg	0.2000	10.000	
Clorazepate dip.		N05BA05	20 mg	Capsule	Blister 20 units	15 mg	0.3000	15.000	
Clorazepate dip.		N05BA05	20 mg	Capsule	Blister 20 units	5 mg	0.1000	5.000	
Clorazepate dip.		N05BA05	20 mg	Capsule	Blister 60 units	10 mg	0.6000	30.000	
Clorazepate dip.		N05BA05	20 mg	Capsule	Blister 60 units	15 mg	0.9000	45.000	
Clorazepate dip.		N05BA05	20 mg	Capsule	Blister 60 units	5 mg	0.3000	15.000	
Chlordiazepoxide		N05BA02	30 mg	Coated tablet	Blister 20 units	5 mg	0.0200	2.000	
Chlordiazepoxide		N05BA02	30 mg	Coated tablet	Blister 60 units	10 mg	0.6000	20.000	
Chlordiazepoxide		N05BA02	30 mg	Coated tablet	Blister 60 units	5 mg	0.3000	10.000	
Chlordiazepoxide + cld. brom.		A03CA02	30 mg	Coated tablet	Blister 20 units	5mg+2.5mg	0.1000	3.333	
Chlordiazepoxide + cld. brom.		A03CA02	30 mg	Coated tablet	Blister 60 units	5mg+2.5mg	0.3000	10.000	
Cloazolam		N05BA22	6 mg	Tablet	Blister 20 units	1 mg	0.0200	3.333	
Cloazolam		N05BA22	6 mg	Tablet	Blister 20 units	2 mg	0.0400	6.667	
Cloazolam		N05BA22	6 mg	Tablet	Blister 60 units	1 mg	0.0600	10.000	
Cloazolam		N05BA22	6 mg	Tablet	Blister 60 units	2 mg	0.1200	20.000	
Diazepam	N05BA01	10 mg	Capsule	Blister 20 units	3 mg	0.0600	6.000		
Diazepam	N05BA01	10 mg	Capsule	Blister 20 units	6 mg	0.1200	12.000		
Diazepam	N05BA01	10 mg	Capsule	Blister 60 units	3 mg	0.1800	18.000		
Diazepam	N05BA01	10 mg	Capsule	Blister 60 units	6 mg	0.3600	36.000		
Diazepam	N05BA01	10 mg	Extended-release capsule	Blister 20 units	10 mg	0.2000	20.000		
Diazepam	N05BA01	10 mg	Extended-release capsule	Blister 60 units	10 mg	0.6000	60.000		
Diazepam	N05BA01	10 mg	Tablet	Blister 20 units	10 mg	0.2000	20.000		
Diazepam	N05BA01	10 mg	Tablet	Blister 20 units	5 mg	0.1000	10.000		
Diazepam	N05BA01	10 mg	Tablet	Blister 25 units	10 mg	0.2500	25.000		
Diazepam	N05BA01	10 mg	Tablet	Blister 25 units	5 mg	0.1250	12.500		
Diazepam	N05BA01	10 mg	Tablet	Blister 40 units	10 mg	0.4000	40.000		
Diazepam	N05BA01	10 mg	Tablet	Blister 40 units	5 mg	0.2000	20.000		

Drug class	Drug name	ATC code	DDD	Mode	Package type	Dosage/unit	Total dosage (g)	DDD/package
Benzodiazepine or similar	Diazepam	N05BA01	10 mg	Tablet	Blister 60 units	10 mg	0.6000	60.000
	Diazepam	N05BA01	10 mg	Tablet	Blister 60 units	5 mg	0.3000	30.000
	Diazepam	N05BA01	10 mg	Rectal solution	Canula 5 units 2.5 ml	10 mg/2.5 ml	0.0500	5.000
	Diazepam	N05BA01	10 mg	Rectal solution	Canula 5 units 2.5 ml	5 mg/2.5 ml	0.0250	2.500
	Diazepam	N05BA01	10 mg	Rectal solution	Unid dosage 4 units 2.5 ml	5 mg/2.5 ml	0.0200	2.000
	Estazolam	N05CD04	3 mg	Tablet	Blister 14 units	2 mg	0.0280	9.333
	Estazolam	N05CD04	3 mg	Tablet	Blister 28 units	2 mg	0.0560	18.667
	Flurazepam	N05CD01	30 mg	Capsule	Blister 14 units	30 mg	0.4200	14.000
	Flurazepam	N05CD01	30 mg	Capsule	Blister 20 units	15 mg	0.3000	10.000
	Flurazepam	N05CD01	30 mg	Capsule	Blister 20 units	30 mg	0.6000	20.000
	Ketazolam	N05BA10	30 mg	Capsule	Bottle 20 units	15 mg	0.3000	10.000
	Ketazolam	N05BA10	30 mg	Capsule	Bottle 20 units	30 mg	0.6000	20.000
	Ketazolam	N05BA10	30 mg	Capsule	Bottle 60 units	15 mg	0.9000	30.000
	Ketazolam	N05BA10	30 mg	Capsule	Bottle 60 units	30 mg	1.8000	60.000
	Loprazolam	N05CD11	1 mg	Tablet	Blister 15 units	1 mg	0.0150	15.000
	Lorazepam	N05BA06	2.5 mg	Tablet	Blister 20 units	1 mg	0.0200	8.000
	Lorazepam	N05BA06	2.5 mg	Tablet	Blister 20 units	2.5 mg	0.0500	20.000
	Lorazepam	N05BA06	2.5 mg	Tablet	Blister 20 units	5 mg	0.1000	40.000
	Lorazepam	N05BA06	2.5 mg	Tablet	Blister 30 units	1 mg	0.0300	12.000
	Lorazepam	N05BA06	2.5 mg	Tablet	Blister 30 units	2.5 mg	0.0750	30.000
	Lorazepam	N05BA06	2.5 mg	Tablet	Blister 40 units	1 mg	0.0400	16.000
	Lorazepam	N05BA06	2.5 mg	Tablet	Blister 40 units	2.5 mg	0.1000	40.000
	Lorazepam	N05BA06	2.5 mg	Tablet	Blister 60 units	1 mg	0.0600	24.000
	Lorazepam	N05BA06	2.5 mg	Tablet	Blister 60 units	2.5 mg	0.1500	60.000
	Lorazepam	N05BA06	2.5 mg	Tablet	Blister 60 units	5 mg	0.3000	120.000
	Lorazepam	N05BA06	2.5 mg	Tablet	Bottle 20 units	5 mg	0.1000	40.000
	Lorazepam	N05BA06	2.5 mg	Tablet	Bottle 60 units	5 mg	0.3000	120.000
	Mexazolam	N05BA25	3 mg	Tablet	Blister 20 units	1 mg	0.0200	6.667
	Mexazolam	N05BA25	3 mg	Tablet	Blister 60 units	1 mg	0.0600	20.000
	Midazolam	N05CD08	15 mg	Coated tablet	Blister 14 units	15 mg	0.2100	14.000
	Midazolam	N05CD08	15 mg	Coated tablet	Blister 20 units	15 mg	0.3000	20.000
	Midazolam	N05CD08	15 mg	Buccal solution	Pre-filled 4 syringes	2.5mg/0.5ml	0.0100	0.667
	Midazolam	N05CD08	15 mg	Buccal solution	Buccal solution	7.5mg/1.5ml	0.0300	2.000
	Midazolam	N05CD08	15 mg	Buccal solution	Pre-filled 4 syringes	5 mg/1 ml	0.0200	1.333
	Midazolam	N05CD08	15 mg	Buccal solution	Pre-filled 4 syringes	10 mg/2 ml	0.0400	2.667
	Oxazepam	N05BA04	50 mg	Tablet	Blister 30 units	15 mg	0.4500	9.000
	Oxazepam	N05BA04	50 mg	Tablet	Blister 30 units	50 mg	1.5000	30.000
	Prazepam	N05BA11	30 mg	Tablet	Blister 20 units	10 mg	0.2000	6.667
	Prazepam	N05BA11	30 mg	Tablet	Blister 60 units	10 mg	0.6000	20.000
	Prazepam	N05CD07	20 mg	Soft capsule	Blister 14 units	20 mg	0.2800	14.000
	Triazolam	N05CD05	0.25 mg	Tablet	Blister 20 units	0.25 mg	0.0250	20.000
	Zolpidem	N05CF02	10 mg	Film-coated tablet	Blister 14 units	10 mg	0.1400	14.000
	Zolpidem	N05CF02	10 mg	Film-coated tablet	Blister 14 units	10 mg	0.1400	20.000
Mood stabiliser	Lamotrigine	N03AX09	300 mg	Tablet	Blister 14 units	25 mg	0.3500	1.167
	Lamotrigine	N03AX09	300 mg	Tablet	Blister 14 units	50 mg	0.7000	2.333
	Lamotrigine	N03AX09	300 mg	Tablet	Blister 21 units	25 mg	0.5250	1.750
	Lamotrigine	N03AX09	300 mg	Tablet	Blister 42 units	25 mg	1.0500	3.500
	Lamotrigine	N03AX09	300 mg	Tablet	Blister 42 units	50 mg	2.1000	7.000
	Lamotrigine	N03AX09	300 mg	Tablet	Blister 56 units	100 mg	5.6000	18.667
	Lamotrigine	N03AX09	300 mg	Tablet	Blister 56 units	200 mg	11.2000	37.333
	Lamotrigine	N03AX09	300 mg	Tablet	Blister 56 units	25 mg	1.4000	4.667
	Lamotrigine	N03AX09	300 mg	Tablet	Blister 56 units	50 mg	2.8000	9.333
	Lamotrigine	N03AX09	300 mg	Dispersible/chewable tablet	Blister 14 units	5 mg	0.0700	0.233
	Lamotrigine	N03AX09	300 mg	Dispersible/chewable tablet	Blister 56 units	25 mg	1.4000	4.667
	Lamotrigine	N03AX09	300 mg	Dispersible/chewable tablet	Bottle 14 units	5 mg	0.0700	0.233
	Lamotrigine	N03AX09	300 mg	Dispersible/chewable tablet	Bottle 30 units	2 mg	0.0600	0.200
	Lithium	N05AN01	24 mmol	Modified-release tablet	Blister 100 units	400 mg	40.0000	45.133
	Lithium	N05AN01	24 mmol	Modified-release tablet	Bottle 100 units	400 mg	40.0000	45.133
	Valproic acid	N03AG01	1500 mg	Modified-release tablet	Blister 20 units	300 mg	6.0000	4.000
	Valproic acid	N03AG01	1500 mg	Modified-release tablet	Blister 60 units	300 mg	18.0000	12.000
	Valproic acid	N03AG01	1500 mg	Modified-release tablet	Blister 60 units	500 mg	30.0000	20.000
	Valproic acid	N03AG01	1500 mg	Gastro-resistant capsule	Blister 60 units	500 mg	30.0000	20.000
	Valproic acid	N03AG01	1500 mg	Coated tablet	Blister 20 units	200 mg	4.0000	2.667
	Valproic acid	N03AG01	1500 mg	Coated tablet	Blister 60 units	200 mg	12.0000	8.000
	Valproic acid	N03AG01	1500 mg	Extended-release capsule	Tablet 50 units	150 mg	7.5000	5.000
	Valproic acid	N03AG01	1500 mg	Extended-release capsule	Tablet 50 units	300 mg	15.0000	10.000
	Valproic acid	N03AG01	1500 mg	Modified-release granules	Sachet 30 units	100 mg	3.0000	2.000
	Valproic acid	N03AG01	1500 mg	Modified-release granules	Sachet 30 units	1000 mg	30.0000	20.000
	Valproic acid	N03AG01	1500 mg	Modified-release granules	Sachet 30 units	250 mg	7.5000	5.000
	Valproic acid	N03AG01	1500 mg	Modified-release granules	Sachet 30 units	500 mg	15.0000	10.000
	Valproic acid	N03AG01	1500 mg	Modified-release granules	Sachet 30 units	750 mg	22.5000	15.000
	Valproic acid	N03AG01	1500 mg	Extended-release granules	Sachet 50 units	1000 mg	50.0000	33.333
	Valproic acid	N03AG01	1500 mg	Extended-release granules	Sachet 50 units	500 mg	25.0000	16.667
Valproic acid	N03AG01	1500 mg	Oral solution	Bottle 1x 50 ml	200 mg/ml	10.0000	6.667	
Valproic acid	N03AG01	1500 mg	Syrup	Bottle 1x 200 ml	40 mg/ml	8.0000	5.333	
Others	Pregabalin	N02BF02	300 mg	Capsule	Blister 14 units	25 mg	0.3500	1.167
	Pregabalin	N02BF02	300 mg	Capsule	Blister 14 units	75 mg	1.0500	3.500
	Pregabalin	N02BF02	300 mg	Capsule	Blister 56 units	150 mg	8.4000	28.000
	Pregabalin	N02BF02	300 mg	Capsule	Blister 56 units	225 mg	12.6000	42.000
	Pregabalin	N02BF02	300 mg	Capsule	Blister 56 units	25 mg	1.4000	4.667
	Pregabalin	N02BF02	300 mg	Capsule	Blister 56 units	300 mg	16.8000	56.000
	Pregabalin	N02BF02	300 mg	Capsule	Blister 56 units	50 mg	2.8000	9.333
	Pregabalin	N02BF02	300 mg	Capsule	Blister 56 units	75 mg	4.2000	14.000
	Pregabalin	N02BF02	300 mg	Capsule	Blister 84 units	100 mg	5.6000	18.667
	Pregabalin	N02BF02	300 mg	Capsule	Blister 84 units	200 mg	11.2000	37.333