

1
2
3
4
5
6
7
8
9
10
11
12
13
14
15
16
17
18
19
20
21
22
23
24
25
26
27
28
29
30

Laboratory Readiness and genomic surveillance of Covid-19 in the Capital of Brazil

Fabrcio Vieira Cavalcante^{1¶}, Christina Pacheco Santos Martin^{1¶}, Gustavo Saraiva Frio^{2¶}, Rodrigo Guerino Stabeli^{3¶}, Leonor Maria Pacheco Santos^{1¶}

¹Universidade de Braslia, Braslia, Brasil.

²Pontificia Universidade Catolica do Rio Grande do Sul (PUCRS), Rio Grande do Sul, Brasil.

³Fundacao Oswaldo Cruz (FIOCRUZ), Sao Paulo, Brasil

* Corresponding author

E-mail: fabricioocavalcante@gmail.com

¶ These authors contributed equally to this work.

31 **Abstract**

32 **Objective:** Analyze the diagnostic readiness to Covid-19 and the genomic surveillance
33 of SARS-CoV-2 in Brasília, the capital of Brazil.

34 **Method:** Retrospective, cross-sectional study, with data from: cases/deaths - Ministry
35 of Health; RT-PCR analyzes Brasília Central Public Health Laboratory (LACEN);
36 genomics - Global Initiative on Sharing All Influenza Data (GISAID).

37 **Results:** In March 2021, with the Gamma variant being predominant, RT-PCR
38 dosages by LACEN reached their peak, followed by a reduction, possibly due to the
39 start of vaccination. New peaks were observed in September 2021 and January 2022.
40 The average time for releasing RT-PCR results was reduced from eight days (July
41 2020), to around eight hours in 2023. The participation of private laboratories was
42 evident in sequencing the SARS-CoV-2 variants of concern in Brasília (n=1,897).
43 LACEN received 571 samples, sequencing 50%. A decrease in the incidence of cases
44 and deaths due to Covid-19 was noted in the years 2022 to 2023, following the national
45 trend.

46 **Conclusion:** LACEN maintained RT-PCR dosages satisfactorily throughout the
47 period. Regarding the genomic surveillance of SARS-CoV-2, the vast majority of
48 samples were sequenced by private laboratories and the sequencing predicted by
49 LACEN was not covered in its entirety.

50

51 **Key-words:** Covid-19. Public Health Laboratory Services. Epidemiological
52 Surveillance Services. Genomic Surveillance. Brasília. Brazil.

53

54 **Introduction**

55 Covid-19 emerged in China at the end of 2019 and spread quickly to several countries
56 such as the United States of America and countries in South America [1,2], infecting
57 thousands of people around the world. The World Health Organization (WHO) decided
58 to declare a Public Health Emergency of International Concern (PHEIC) on March 11,
59 2020, due to the high rate of contagion of SARS-CoV-2 [3]. Currently, Covid-19 is

60 better controlled and the WHO decreed on May 5, 2023 the end of PHEIC regarding
61 SARS-CoV-2 [4].

62 To achieve control and mitigation of Covid-19, several strategies were necessary, such
63 as the use of a mask, social distancing[5], management of health inputs and financial
64 resources, investment in scientific research[6], treatments, vaccine development[7]
65 and timely diagnosis[8].

66 Among the measures used to mitigate the disease, is population testing, aiming for
67 early diagnosis and enabling syndromic surveillance, providing support for planning
68 quarantine and other interventions appropriately[9]. The Reverse Transcription
69 Polymerase Chain Reaction (RT-PCR) method is a gold standard test for diagnostic
70 confirmation and for use in public health laboratories[10], being disseminated in
71 several countries as a successful strategy for mitigating Covid-19[11]. In Brazil, the
72 first reports of laboratory diagnosis for SARS-CoV-2 occurred in February 2020,
73 restricted to the National Influenza Center (NIC).The expansion of RT-PCR tests
74 occurred in March 2020, when the NIC trained the all the 27 state Central Health
75 Reference Laboratories (LACENs) and they began to receive the necessary inputs to
76 carry out the diagnostic method[12].

77 In view of this context and in line with the principles of the Unified Health System (SUS),
78 the Health Care Network (RAS), has the responsibility of the integrality of health
79 actions and services. The LACEN Laboratories assumes its leading role in this
80 epidemiological scenario, since the organizational and operational structure of the RAS
81 is made up of support systems, including diagnostic and therapeutic support[13]. In the
82 meantime, it is understood that diagnostic support permeates all levels of health care
83 and is of important relevance for strengthening the RAS, in order to support the
84 planning of interventions.

85 Given this, the study aims to analyze the diagnostic response capacity to Covid-19 and
86 the genomic surveillance of SARS-CoV in a timely manner, during the PHEIC period
87 in Brasília, capital city of Brazil.

88

89 **Method**

90

91 This is a retrospective, cross-sectional, exploratory study, based on secondary data in
92 the public domain. It covered the pandemic period, that is, the duration of the Public
93 Health Emergency of International Concern: March 2020 to May 2023.

94 Public, official data on Covid-19 cases and deaths available on the Ministry of Health
95 portal were considered for the study[14]. Data on vaccination coverage in Brasília were
96 obtained from the Covid-19 Vacinometer portal of the Ministry of Health[15],
97 considering vaccination since the month of January 2021 with a vaccination schedule
98 of second dose or single dose, third dose, booster and additional doses until May 2023.

99 Data from the bivalent vaccine were not included, as there was no specification of
100 which dose was being applied.

101 Data on diagnostic analyzes were extracted from the InfoSaúde-DF portal of the city
102 of Brasília Health Department[16], including all samples received and analyzed for
103 Covid-19 detection by the RT-PCR method at the Brasília LACEN. The average time
104 for releasing the lab results, in days, was also analyzed.

105 To identify the dominant variants, throughout the pandemic period, the results of the
106 sequenced genomes of Brasília patients were extracted from the Global Initiative on
107 Sharing All Influenza Data (GISAID) database[17]. The originating laboratories (which
108 provided the samples) and the sending laboratories (which sequenced the genetic

109 material)[18] were also identified. The total number of genomes sequenced was
110 analyzed by originating and sending laboratory, by type of variant and number of cases
111 for Covid-19 for the period from March 2020 to May 2023.

112 Data consolidation was done in the Excel program (Microsoft Office, 2016). The
113 correlation of the variable 'time for release of sample results in days' and the number
114 of samples per month/year, vaccination schedule (primary and first booster) and
115 deaths for the years 2020 to 2023 was analyzed, using the Pearson Correlation
116 Coefficient, in Stata (version 18). Data relating to the SARS-CoV-2 variants of concern
117 (VOC) established by the WHO[19] per sampling period in Brasília were analyzed
118 according to the month of sample collection and their classification: Alpha, Gamma,
119 Delta and Omicron.

120 As it is secondary data in the public domain, this study does not require approval by
121 the Ethics Committee for research with human beings[20].

122

123 **Results**

124 The city of Brasília LACEN Laboratory analyzed a total of 500,789 samples using the
125 RT-PCR method, with 2021 being the year with the highest number of analyzes
126 (n=264,738), followed by 2020 (n=165,500), 2022 (n=58,050) and 2023 (n=12,501).

127 Comparing the number of analyzes using the RT-PCR method with the number of
128 Covid-19 cases in Brasília (Figure 1), in 2020 the number of analyzes for diagnosing
129 Covid-19 increased until July/August and then reduced, returning only when the Alpha
130 variant becomes predominant in Brasília, in December 2020. From January 2021,
131 when the Gamma variant becomes predominant, an oscillation in morbidity due to
132 Covid-19 in Brasília is noted, which is accompanied by a similar oscillation in the

133 number of RT-PCR analyzes in the period. In September 2021, the predominance of
134 the Delta variant was evident, accompanied by an increase in laboratory analyzes and
135 cases for Covid-19, when compared to the previous month (Figure 1).

136 It is noteworthy that with the predominance of the Omicron variant, the number of cases
137 breaks records in January 2022 (86 thousand cases) and, again, in June of the same
138 year (95 thousand cases) causing a “blackout” in laboratory response capacity in
139 Brasília. This is because the increase in RT-PCR analysis carried out for Covid-19 in
140 these months fell far short of the demand for registered cases, especially in June 2022
141 (95 thousand cases versus 6 thousand analyzes carried out). Throughout 2023, there
142 was a decrease in analyzes and the number of cases in Brasília (Figure 1), following
143 the national trend.

144

145 [Insert Figure 1. **Monthly number of RT-PCR analyzes carried out at the**
146 **Central Public Health Laboratory and number of Covid-19 cases, compared with**
147 **the SARS-CoV-2 variant predominant in Brasília, 2020 to 2023.]**

148

149 When observing the number of deaths from Covid-19 in Brasília, it is possible to notice
150 a fluctuation in their number over the three years, with the highest occurrence in April
151 2021, a period in which the Gamma variant was predominant. The peak of deaths in
152 Brasília occurred in April 2021 (1,769 deaths), precisely one month after the peak of
153 samples analyzed by RT-PCR (33,286 samples). After this date, there was a decrease
154 in the number of deaths from the disease over the months and years, reducing to less
155 than 10 deaths per month from August 2022 onwards. It is worth noting that the
156 laboratory “blackout” occurred in June 2022 was not reflected in an increase in deaths,

157 probably due to the characteristics of the Omicron variant: high transmissibility
158 accompanied by lower lethality, compared to other strains of interest (Figure 2).

159

160 [Insert Figure 2. **Monthly quantity of RT-PCR analysis carried out at the**
161 **Central Public Health Laboratory and number of deaths from Covid-19,**
162 **compared with the SARS-CoV-2 variant predominant in Brasília, 2020 to 2023.]**

163

164 Figure 3 shows the comparison between the number of deaths, of people vaccinated
165 – initial and booster schedule – and the emergence of variants of concern. According
166 to data from the Ministry of Health, the population of Brasília in 2023 was 3,015,268
167 people. When Brasília reaches 50% of the vaccinated population (September 2021),
168 the number of analyzes reduced significantly, rising again only in the peaks caused by
169 the Omicron variant. The month of September 2021 is when the booster dose begins
170 to be applied, which also contributes to the reduction in the number of deaths in the
171 subsequent months. The peak of deaths, as previously identified, occurred in April
172 2021, in line with the progress of the vaccination schedule.

173

174 [Insert Figure 3. **Number of registered deaths, vaccination schedule and**
175 **predominant SARS-CoV-2 variants in Brasília, 2020 to 2023.]**

176

177 As far as the average time for releasing results by the LACEN, it was longer in
178 the months of July 2020 (around eight days for release), followed by the months of
179 June (three days), May and August, both around two days for the analysis results to
180 be released. It is noteworthy that for the years 2021, 2022 and 2023 the average
181 number of days to release exam results was less than one day, followed by a decrease

182 in January 2021 from 0.99 to 0.28 to obtain the exam result for Covid-19 (Table 1).
183 The average time for releasing RT-PCR results has reduced from up to 8 days in 2020,
184 to around eight hours in 2023.

185

186 **Table 1.** Month and average release period in days of the results of RT-PCR analysis from the
187 Central Public Health Laboratory, Brasília, 2020 to 2023.

Month/Year	2020	2021	2022	2023
Monthly average, in days, for releasing RT-PCR analysis results				
January	.	0.99	0.77	0.28
February	.	0.52	0.52	0.33
March	0.79	0.94	0.39	0.35
April	0.79	0.69	0.41	0.29
May	2.12	0.79	0.39	0.38
June	3.89	0.95	0.47	.
July	8.33	0.57	0.45	.
August	2.51	0.45	0.35	.
September	1.03	0.92	0.30	.
October	0.69	0.77	0.28	.
November	0.62	0.44	0.23	.
December	1.34	0.43	0.34	.

188 **Source:** elaborated by the authors from InfoSaúde-DF¹⁶

189

190 It is important to highlight the correlation between the variables of interest in this work
191 (number of RT-PCR analyses, confirmed cases, deaths, total number of people with
192 the initial vaccination schedule and with the booster dose). There is no significant
193 correlation between the number of cases and vaccination in Brasília.

194 It should be noted, however, that the number of RT-PCR analyzes for Covid-19 is
195 positively correlated with the number of cases (47.35%) and the number of deaths in
196 the month (80.51%). On the other hand, the advancement of vaccination is negatively
197 correlated with the number of cases: initial scheme (-85.40%) and booster dose (-
198 88.47%). Initial and booster vaccinations are negatively correlated with the number of
199 deaths (-75.99% and -83.71%, respectively). As expected, the Initial Schedule and
200 Booster Dose are highly correlated (90.79%).

201 Evaluating the provenance of the SARS-CoV-2 sequences available in the GISAID
202 database in Brasília (Figure 4), it is observed that a large part of the samples were
203 sequenced by private laboratories, the vast majority by laboratories from the DASA
204 group (1,897) and a small portion of the samples collected by the Hermes Pardini
205 Institute (43).

206 Among public laboratories, LACEN stands out, which received 571 samples and
207 managed to sequence more than 50% (293). In sequencing the samples, there was
208 significant participation by FIOCRUZ in the Respiratory Virus and Measles Laboratory
209 (193), the Adolfo Lutz Institute (65) and research laboratories at Brazilian public
210 universities such as the University of Brasília – UNB (55), Federal University of Minas
211 Gerais - UFMG (6) and Federal University of Goiás - UFG (5). Some American
212 laboratories, from the University of Washington, also worked on sequencing SARS-
213 CoV-2 samples from the Federal District: Virology Lab (7) and Laboratory Medicine
214 and Pathology (6) (Figure 4).

215

216 [Insert Figure 4. **Characterization of the number of Covid-19 samples**
217 **received and sequenced in public and private national and international**
218 **laboratories for demand in Brasília from 2020 to 2023.]**

219

220 **Discussion**

221

222 The data from the present study show an increase in the number of RT-PCR analyzes
223 in Brasília in April 2020, in line with the arrival of the first batch of 10 million tests
224 purchased by the Ministry of Health (MS) to expand coronavirus testing in the
225 country[21], in addition to peaks in analyzes by the Brasília LACEN that coincide with
226 the predominance of the different variants of SARS-CoV-2, with the last identified, and
227 less lethal, Omicron variant. The Omicron variant appears in a scenario of
228 implementation of the vaccination schedule and release of booster doses and in the
229 midst of the third wave of morbidity caused by Covid-19[22].

230 A decrease in RT-PCR analyzes is evident from September 2021 onwards, in Brasília,
231 possibly due to the introduction of rapid tests in Brazil: some of them only allowed the
232 identification of antibodies (negative or positive result, without specifying the type),
233 while other tests track IgM and IgG antibodies distinctly[23]. These findings are in line
234 with the MS initiative to start rapid testing by antigen test in Brasília through the
235 National Testing Plan for Covid -19 in August 2021[24], and which the following year
236 had its second edition called the National Plan for Expansion of Testing for Covid-19
237 (PNE – Test), that aimed to expand diagnosis for Covid-19 through rapid antigen
238 testing in symptomatic and asymptomatic individuals based on the care diagnosis
239 strategy, active search and screening[12].

240 The decrease in RT-PCR analyzes at the Brasília LACEN also comes from Anvisa's
241 authorization through Collegiate Board Resolution (RDC) nº 377 of April 28, 2020[25],
242 which allows pharmacies and drugstores to carry out rapid tests to detect Covid-19,

243 on an exceptional and temporary basis. These hypotheses are in line with the literature
244 review[26], which describes that serological tests are widely used to mitigate SARS-
245 CoV-2 but points the limitations and advantages in their applicability, which are: the
246 possibility of the method not detecting the disease in asymptomatic patients, in
247 addition to not being adopted exclusively as a parameter for ruling out infection.
248 Among its advantages is the low cost of acquiring the tests when compared to the RT-
249 PCR method, which is evident from the economic analysis study[27] that highlight the
250 advantages of serological tests in relation to the reduction in total costs for health
251 services, ease of use, decentralization in places without laboratory support and test
252 response time. However, a disadvantage is that not all results from these tests were
253 incorporated into the information system centralized at the Ministry of Health, which
254 makes it difficult for the health authority to monitor the evolution of the pandemic from
255 then on. The fact is in line with the limitation evidenced by Leite et al., (2021)[28]: the
256 difficulty in implementing information regarding the performance of laboratories trained
257 to face SARS-CoV-2 in the Regions of the Americas.

258 Regarding response time, the longest average number of days to release results by
259 Brasília LACEN was eight days in July 2020 when compared to all other months and
260 years analyzed. This lag time is within the time parameters for releasing results within
261 three days, as explained by the Ministry of Health[29] regarding the estimated time for
262 tests to detect Covid-19: rapid antigen test (TR-Ag) with a time of 20 minutes; antigen
263 self-test (AT-Ag) with a time of 20 minutes and the RT-PCR with a time of 72 hours (3
264 days).

265 Of the 2,528 Covid-19 samples sequenced from Brasília, only 11.6% were carried out
266 by the Brasilia LACEN, thus requiring the collaboration from other public and private
267 laboratories, teaching and research institutions, accompanied by a global shortage of

268 inputs related to assistance and laboratory diagnosis[12]. Furthermore, the virus
269 mutation process explains the appearance of the Alpha, Gamma, Delta and Omicron
270 variants in Brasília, plus the reinfection of the disease, the decrease in the
271 effectiveness of vaccines and the decrease in sensitivity to diagnostic tests, reinforcing
272 the need to maintain non-pharmacological measures and the acceleration of
273 immunization as a strategy for managing and controlling the circulation of the virus
274 and new mutations[22,30].

275 This study presents limitations inherent to studies with secondary data, such as the
276 occurrence of inaccuracy and/or incompleteness of data, the use of absolute data on
277 both cases and deaths, which makes it impossible to verify the incidence of the
278 disease and mortality rate, in addition to be an exploratory study without aiming to
279 search for causal results.

280 It can be seen that Brasilia LACEN response capacity was correlated with the number
281 of cases and deaths due to Covid-19, due to the monitoring of the diagnostic sector in
282 carrying out RT-PCR analyzes that fluctuated during the period analyzed. Despite not
283 having a positive correlation between vaccination and the number of cases and
284 deaths, it is noted that vaccination coverage was associated with a decrease in the
285 transmissibility of the disease and consequently in the number of deaths from Covid-
286 19.

287 The Brasília LACEN had a decrease in the demand for RT-PCR analyzes in the years
288 2022 and 2023, however, throughout the respective year it maintained an average of
289 less than one day to release test results in a satisfactory manner based on the time
290 estimated by the Ministry of Health. Regarding the genomic surveillance of SARS-
291 CoV-2 in Brasília, the vast majority of samples were sequenced by private laboratories

292 and those sequenced by Brasília LACEN were not covered in their entirety for the
293 years 2020 to 2023.

294 This study showed satisfactory results in the diagnostic readiness to SARS-CoV-2 in
295 Brasília. It discusses and provides strategies that will contribute to government and
296 health entities, both nationally and internationally, to increase laboratory readiness,
297 both to face Covid-19 and other viral health crises that may emerge.

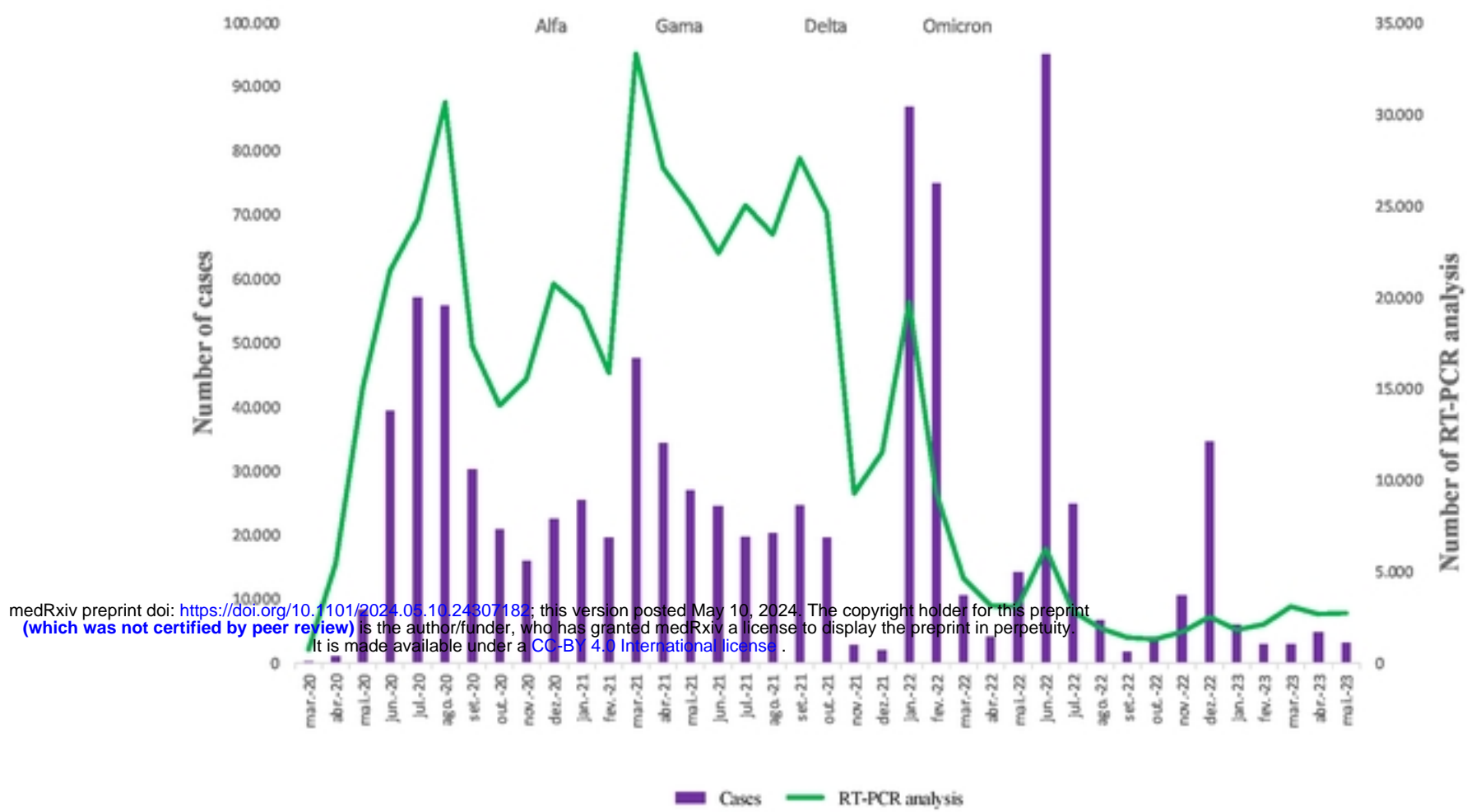
298

299 **References**

- 300 1. Holshue ML, DeBolt C, Lindquist S, Lofy KH, Wiesman J, Bruce H, et al. First
301 Case of 2019 Novel Coronavirus in the United States. *N Engl J Med* [Internet].
302 2020 Mar 5;382(10):929–36. Available from:
303 <http://www.nejm.org/doi/10.1056/NEJMoa2001191>
- 304 2. Álvarez RP, Harris PR. COVID-19 en América Latina: Retos y oportunidades.
305 *Rev Chil pediatría*. 2020;91(2):179–82.
- 306 3. OPAS OPA da S. OMS afirma que COVID-19 é agora caracterizada como
307 pandemia [Internet]. 2020 [cited 2024 Jan 10]. p. 1. Available from:
308 [https://www.paho.org/pt/news/11-3-2020-who-characterizes-covid-19-](https://www.paho.org/pt/news/11-3-2020-who-characterizes-covid-19-pandemic#:~:text=OMS afirma que COVID-19 é agora caracterizada como pandemia,-Copied to clipboard&text=11 de março de 2020,agora caracterizada como uma pandemia)
309 [pandemic#:~:text=OMS afirma que COVID-19 é agora caracterizada como](https://www.paho.org/pt/news/11-3-2020-who-characterizes-covid-19-pandemic#:~:text=OMS afirma que COVID-19 é agora caracterizada como pandemia,-Copied to clipboard&text=11 de março de 2020,agora caracterizada como uma pandemia)
310 [pandemia,-Copied to clipboard&text=11 de março de 2020,agora](https://www.paho.org/pt/news/11-3-2020-who-characterizes-covid-19-pandemic#:~:text=OMS afirma que COVID-19 é agora caracterizada como pandemia,-Copied to clipboard&text=11 de março de 2020,agora caracterizada como uma pandemia)
311 [caracterizada como uma pandemia](https://www.paho.org/pt/news/11-3-2020-who-characterizes-covid-19-pandemic#:~:text=OMS afirma que COVID-19 é agora caracterizada como pandemia,-Copied to clipboard&text=11 de março de 2020,agora caracterizada como uma pandemia)
- 312 4. OPAS OPA da S. OMS declara fim da Emergência de Saúde Pública de
313 Importância Internacional referente à COVID-19 [Internet]. 2022 [cited 2024
314 Jan 10]. p. 1. Available from: [https://www.paho.org/pt/noticias/5-5-2023-oms-](https://www.paho.org/pt/noticias/5-5-2023-oms-declara-fim-da-emergencia-saude-publica-importancia-internacional-referente)
315 [declara-fim-da-emergencia-saude-publica-importancia-internacional-referente](https://www.paho.org/pt/noticias/5-5-2023-oms-declara-fim-da-emergencia-saude-publica-importancia-internacional-referente)
- 316 5. Garcia LP. Uso de máscara facial para limitar a transmissão da COVID-19.
317 *Vol. 29, Epidemiologia e Serviços de Saúde*. scielo ; 2020.
- 318 6. Rosa MFF, da Silva EN, Pacheco C, Diógenes MVP, Millett C, Gadelha CAG,
319 et al. Direct from the COVID-19 crisis: research and innovation sparks in
320 Brazil. *Heal Res Policy Syst* [Internet]. 2021;19(1):10. Available from:
321 <https://doi.org/10.1186/s12961-020-00674-x>
- 322 7. Pinto GS, Hung M, Okoya F, Uzman N. FIP's response to the COVID-19
323 pandemic: Global pharmacy rises to the challenge. *Res Soc Adm Pharm*
324 [Internet]. 2021;17(1):1929–33. Available from:
325 <https://www.sciencedirect.com/science/article/pii/S1551741120307440>
- 326 8. Cavalcante FV, Oliveira A, Araujo SQ de, Pacheco C, Sacco R da CC e S.
327 Testes diagnósticos nacionais: insumos essenciais para a vigilância
328 sindrômica da Covid-19. *Vol. 46, Saúde em Debate*. scielo ; 2022.
- 329 9. Mayr V, Nußbaumer-Streit B, Gartlehner G. Quarantine Alone or in
330 Combination with Other Public Health Measures to Control COVID-19: A Rapid
331 Review. *Gesundheitswesen* [Internet]. 2020;82(6):501–6. Available from:

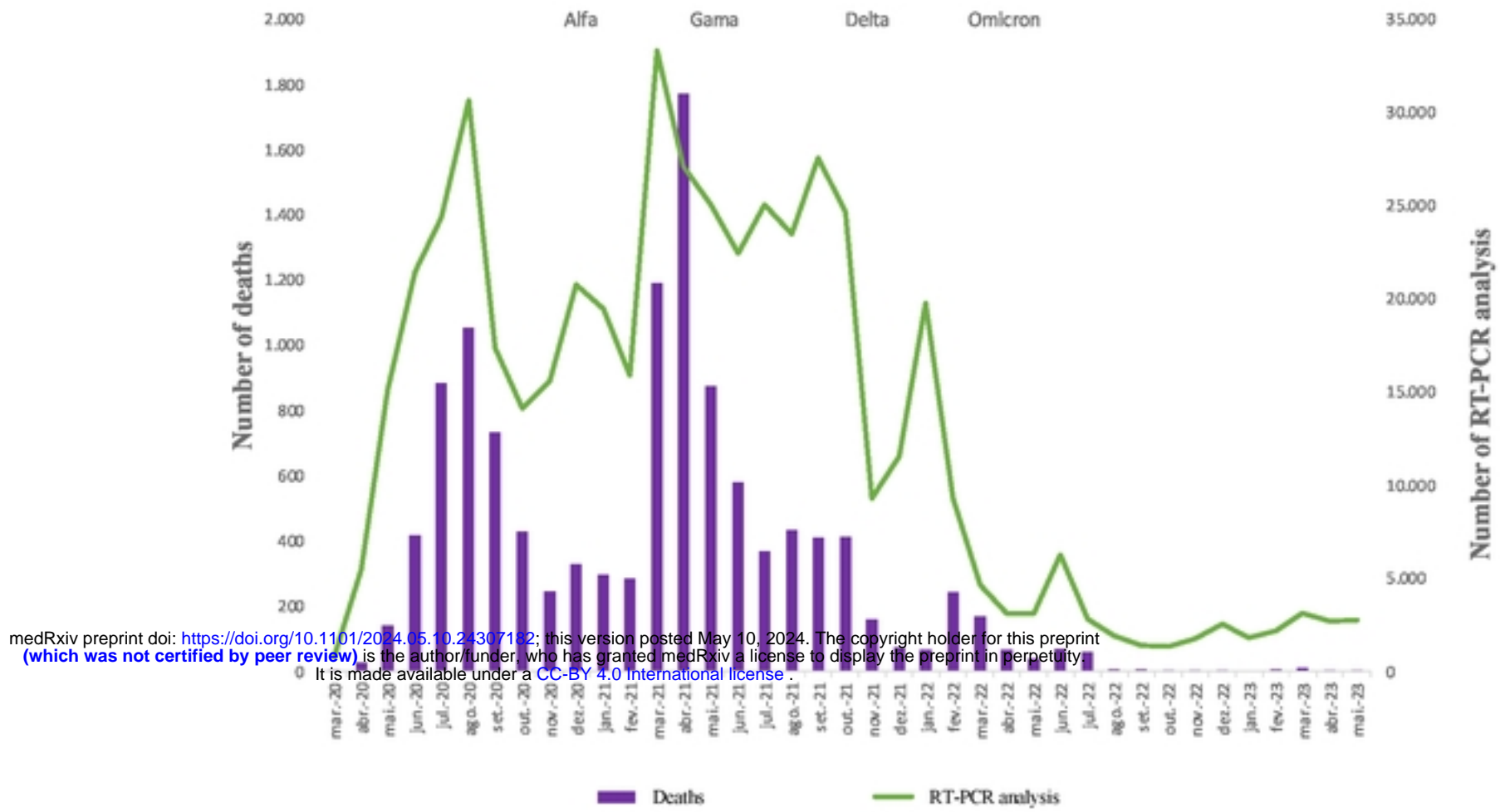
- 332 <http://europepmc.org/abstract/MED/32413914>
- 333 10. Corman VM, Landt O, Kaiser M, Molenkamp R, Meijer A, Chu DKW, et al.
334 Detection of 2019 novel coronavirus (2019-nCoV) by real-time RT-PCR.
335 Eurosurveillance. 2020;25(3):2000045.
- 336 11. Cheng MP, Papenburg J, Desjardins M, Kanjilal S, Quach C, Libman M, et al.
337 Diagnostic Testing for Severe Acute Respiratory Syndrome–Related
338 Coronavirus 2. *Ann Intern Med* [Internet]. 2020 Apr 13;172(11):726–34.
339 Available from: <https://doi.org/10.7326/M20-1301>
- 340 12. Ministério da Saúde B. Diagnosticar para cuidar [Internet]. Brasília: Ministério
341 da Saúde; 2021. p. 71. Available from: [https://www.gov.br/saude/pt-](https://www.gov.br/saude/pt-br/assuntos/coronavirus/publicacoes-tecnicas/guias-e-planos/diagnosticar-para-cuidar-estrategia-nacional-de-vigilancia-epidemiologica-e-laboratorial.pdf)
342 [br/assuntos/coronavirus/publicacoes-tecnicas/guias-e-planos/diagnosticar-](https://www.gov.br/saude/pt-br/assuntos/coronavirus/publicacoes-tecnicas/guias-e-planos/diagnosticar-para-cuidar-estrategia-nacional-de-vigilancia-epidemiologica-e-laboratorial.pdf)
343 [para-cuidar-estrategia-nacional-de-vigilancia-epidemiologica-e-laboratorial.pdf](https://www.gov.br/saude/pt-br/assuntos/coronavirus/publicacoes-tecnicas/guias-e-planos/diagnosticar-para-cuidar-estrategia-nacional-de-vigilancia-epidemiologica-e-laboratorial.pdf)
- 344 13. Landim ELAS, Guimarães M do CL, Pereira APC de M. Rede de Atenção à
345 Saúde: integração sistêmica sob a perspectiva da macrogestão. *Saúde em*
346 *Debate* [Internet]. 2019;43(spe5):161–73. Available from:
347 [http://www.scielo.br/scielo.php?script=sci_arttext&pid=S0103-](http://www.scielo.br/scielo.php?script=sci_arttext&pid=S0103-11042019001000161&tlng=pt)
348 [11042019001000161&tlng=pt](http://www.scielo.br/scielo.php?script=sci_arttext&pid=S0103-11042019001000161&tlng=pt)
- 349 14. Ministério da Saúde B. Painel Coronavírus [Internet]. 2020 [cited 2021 Apr 11].
350 Available from: <https://covid.saude.gov.br>
- 351 15. Ministério da Saúde B. Vacinômetro [Internet]. Brasília: Ministério da Saúde;
352 2021. Available from:
353 [https://infoms.saude.gov.br/extensions/SEIDIGI_DEMAS_Vacina_C19/SEIDIGI](https://infoms.saude.gov.br/extensions/SEIDIGI_DEMAS_Vacina_C19/SEIDIGI_DEMAS_Vacina_C19.html)
354 [I_DEMAS_Vacina_C19.html](https://infoms.saude.gov.br/extensions/SEIDIGI_DEMAS_Vacina_C19/SEIDIGI_DEMAS_Vacina_C19.html)
- 355 16. Secretaria de Vigilância em Saúde DF. Relatório de Exames RT-PCR – Covid-
356 19 do LACEN-DF [Internet]. Brasília: Secretaria de Saúde do Distrito Federal;
357 2024. Available from: <https://info.saude.df.gov.br/relatoriodeexamesrtPCR/>
- 358 17. Shu Y, McCauley J. GISAID: Global initiative on sharing all influenza data–
359 from vision to reality. *Eurosurveillance*. 2017;22(13):30494.
- 360 18. EpiFLU. Global Initiative on Sharing All Influenza Data [Internet]. GISAID;
361 2008. Available from: <https://gisaid.org/wiv04/>
- 362 19. OPAS OPA da S. NEWS. 2021. p. 1 OMS anuncia nomenclaturas simples e
363 fáceis de pronunciar para variantes de interesse e de preocupação do SARS-
364 CoV-2. Available from: [https://www.paho.org/pt/noticias/1-6-2021-oms-](https://www.paho.org/pt/noticias/1-6-2021-oms-anuncia-nomenclaturas-simples-e-faceis-pronunciar-para-variantes-interesse-e)
365 [anuncia-nomenclaturas-simples-e-faceis-pronunciar-para-variantes-interesse-](https://www.paho.org/pt/noticias/1-6-2021-oms-anuncia-nomenclaturas-simples-e-faceis-pronunciar-para-variantes-interesse-e)
366 [e](https://www.paho.org/pt/noticias/1-6-2021-oms-anuncia-nomenclaturas-simples-e-faceis-pronunciar-para-variantes-interesse-e)
- 367 20. Brasil. Normas aplicáveis a pesquisas em Ciências Humanas e Sociais.
368 [Internet]. Brasília: Conselho Nacional de Saúde; 2016. p. 44–6. Available
369 from:
370 [https://conselho.saude.gov.br/images/comissoes/conep/documentos/NORMA](https://conselho.saude.gov.br/images/comissoes/conep/documentos/NORMA_S-RESOLUCOES/Resoluo_n_510_-_2016_-_Cincias_Humanas_e_Sociais.pdf)
371 [S-RESOLUCOES/Resoluo_n_510_-_2016_-](https://conselho.saude.gov.br/images/comissoes/conep/documentos/NORMA_S-RESOLUCOES/Resoluo_n_510_-_2016_-_Cincias_Humanas_e_Sociais.pdf)
372 [_Cincias_Humanas_e_Sociais.pdf](https://conselho.saude.gov.br/images/comissoes/conep/documentos/NORMA_S-RESOLUCOES/Resoluo_n_510_-_2016_-_Cincias_Humanas_e_Sociais.pdf)
- 373 21. OPAS OPA da S. Chega ao Brasil o primeiro lote dos 10 milhões de testes
374 comprados pelo Ministério da Saúde via OPAS [Internet]. 2020. p. 1. Available
375 from: [https://www.paho.org/pt/noticias/22-4-2020-chega-ao-brasil-primeiro-](https://www.paho.org/pt/noticias/22-4-2020-chega-ao-brasil-primeiro-lote-dos-10-milhoes-testes-comprados-pelo-ministerio-da)
376 [lote-dos-10-milhoes-testes-comprados-pelo-ministerio-da](https://www.paho.org/pt/noticias/22-4-2020-chega-ao-brasil-primeiro-lote-dos-10-milhoes-testes-comprados-pelo-ministerio-da)
- 377 22. Moura EC, Cortez-Escalante J, Cavalcante FV, Barreto IC de HC, Sanchez
378 MN, Santos LMP. Covid-19: temporal evolution and immunization in the three
379 epidemiological waves, Brazil, 2020–2022. Vol. 56, *Revista de Saúde Pública*.
380 scielo ; 2022.
- 381 23. Lima FET, Albuquerque NLS de, Florencio S de SG, Fontenele MGM, Queiroz

- 382 APO, Lima GA, et al. Intervalo de tempo decorrido entre o início dos sintomas
383 e a realização do exame para COVID-19 nas capitais brasileiras, agosto de
384 2020*. Vol. 30, Epidemiologia e Serviços de Saúde. scielo ; 2021.
- 385 24. Agência Brasil S. News. 2021 [cited 2024 Jan 10]. p. 1 Ministério da Saúde
386 promove testagem rápida com voluntários no DF. Available from:
387 [https://agenciabrasil.ebc.com.br/saude/noticia/2021-08/ministerio-da-saude-](https://agenciabrasil.ebc.com.br/saude/noticia/2021-08/ministerio-da-saude-faz-promove-testagem-rapida-com-voluntarios-no-df)
388 [faz-promove-testagem-rapida-com-voluntarios-no-df](https://agenciabrasil.ebc.com.br/saude/noticia/2021-08/ministerio-da-saude-faz-promove-testagem-rapida-com-voluntarios-no-df)
- 389 25. ANVISA AN de VS. Resolução. 2020 [cited 2024 Feb 28]. p. 2 RDC ANVISA
390 N° 377. Available from: [https://www.as.saude.ms.gov.br/wp-](https://www.as.saude.ms.gov.br/wp-content/uploads/2020/05/Anexo-3-do-BI-nº14-RDC-ANVISA-Nº-377-Autoriza-uso-de-testes-rápidos-nas-farmácias.pdf)
391 [content/uploads/2020/05/Anexo-3-do-BI-nº14-RDC-ANVISA-Nº-377-Autoriza-](https://www.as.saude.ms.gov.br/wp-content/uploads/2020/05/Anexo-3-do-BI-nº14-RDC-ANVISA-Nº-377-Autoriza-uso-de-testes-rápidos-nas-farmácias.pdf)
392 [uso-de-testes-rápidos-nas-farmácias.pdf](https://www.as.saude.ms.gov.br/wp-content/uploads/2020/05/Anexo-3-do-BI-nº14-RDC-ANVISA-Nº-377-Autoriza-uso-de-testes-rápidos-nas-farmácias.pdf)
- 393 26. Dias V, Carneiro M, Michelin L, Vidal CF de L, Costa L, Ferreira CE dos S, et
394 al. Testes sorológicos para COVID-19: Interpretação e aplicações práticas. J
395 Infect Control. 2020;9(2):90–101.
- 396 27. de Araújo ESA, Condursi JR, Garmatter LPL. Análise Econômica da
397 Incorporação do Teste rápido de antígeno para Covid-19 versus RT-PCR
398 como estratégia de diagnóstico de pacientes sintomáticos no pronto
399 atendimento de uma operadora de saúde do Brasil. Brazilian J Infect Dis
400 [Internet]. 2022;26:101781. Available from:
401 <https://www.sciencedirect.com/science/article/pii/S1413867021002506>
- 402 28. Leite JA, Gresh L, Vicari A, Gabastou JM, Perez E, Aldighieri S, et al. COVID-
403 19 laboratory preparedness and response in the Americas Region: Lessons
404 learned. Simuunza MC, editor. PLoS One [Internet]. 2021 Jun
405 29;16(6):e0253334. Available from:
406 <https://dx.plos.org/10.1371/journal.pone.0253334>
- 407 29. Ministério da Saúde B. Entenda as diferenças entre RT-PCR, antígeno e
408 autoteste [Internet]. 2022. p. 1. Available from: [https://www.gov.br/saude/pt-](https://www.gov.br/saude/pt-br/assuntos/noticias/2022/fevereiro/entenda-as-diferencas-entre-rt-pcr-antigeno-e-autoteste)
409 [br/assuntos/noticias/2022/fevereiro/entenda-as-diferencas-entre-rt-pcr-](https://www.gov.br/saude/pt-br/assuntos/noticias/2022/fevereiro/entenda-as-diferencas-entre-rt-pcr-antigeno-e-autoteste)
410 [antigeno-e-autoteste](https://www.gov.br/saude/pt-br/assuntos/noticias/2022/fevereiro/entenda-as-diferencas-entre-rt-pcr-antigeno-e-autoteste)
- 411 30. Naveca F, da Costa C, Nascimento V, Souza V, Corado A, Nascimento F, et
412 al. SARS-CoV-2 reinfection by the new Variant of Concern (VOC) P. 1 in
413 Amazonas, Brazil. Virol org. 2021;
- 414
- 415



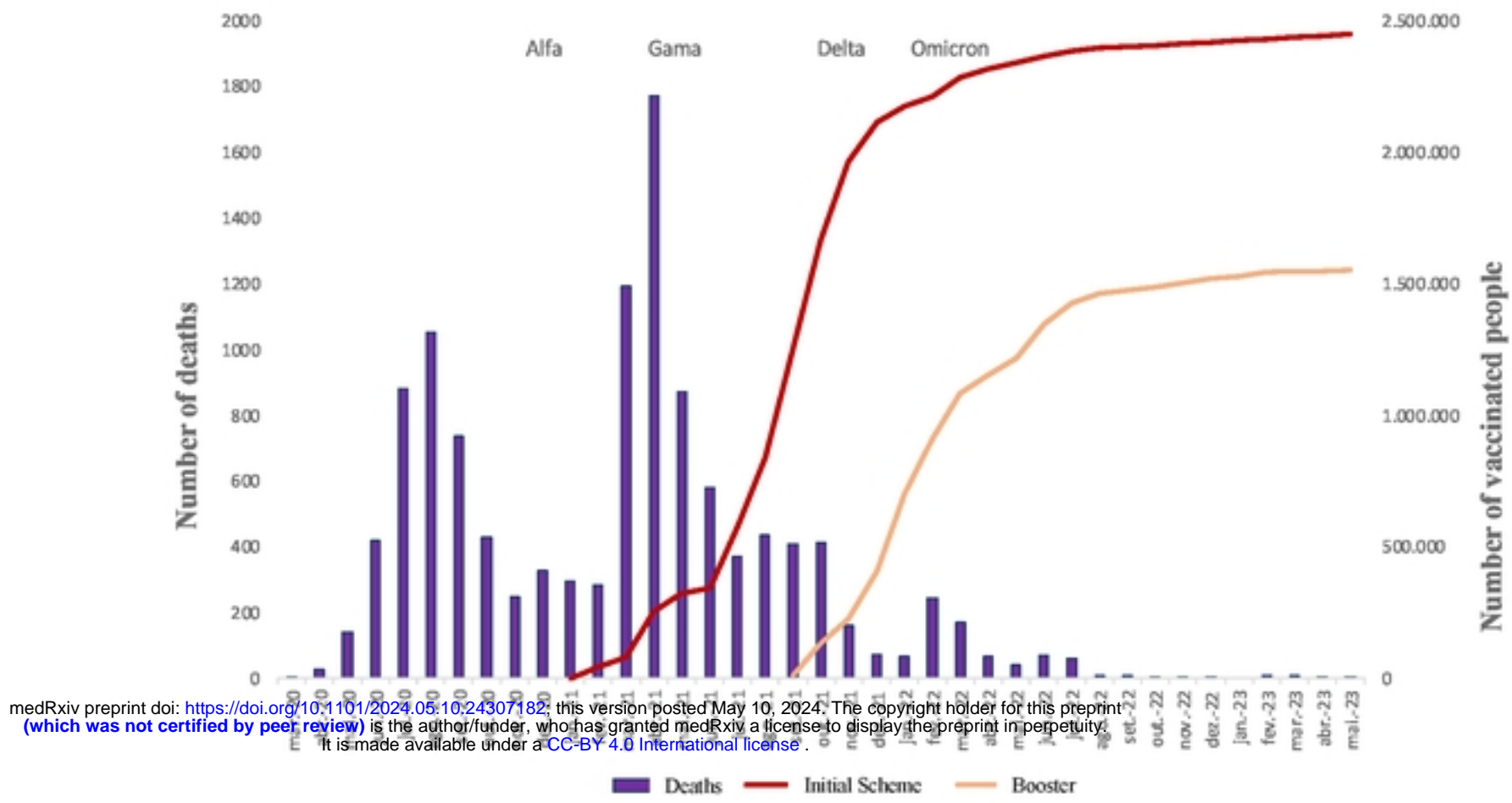
Source: elaborated by the authors

Figure 1. Monthly number of RT-PCR analyzes carried out at the Central Public Health Laboratory and number of Covid-19 cases, compared with the SARS-CoV-2 variant predominant in Brasília, 2020 to 2023.



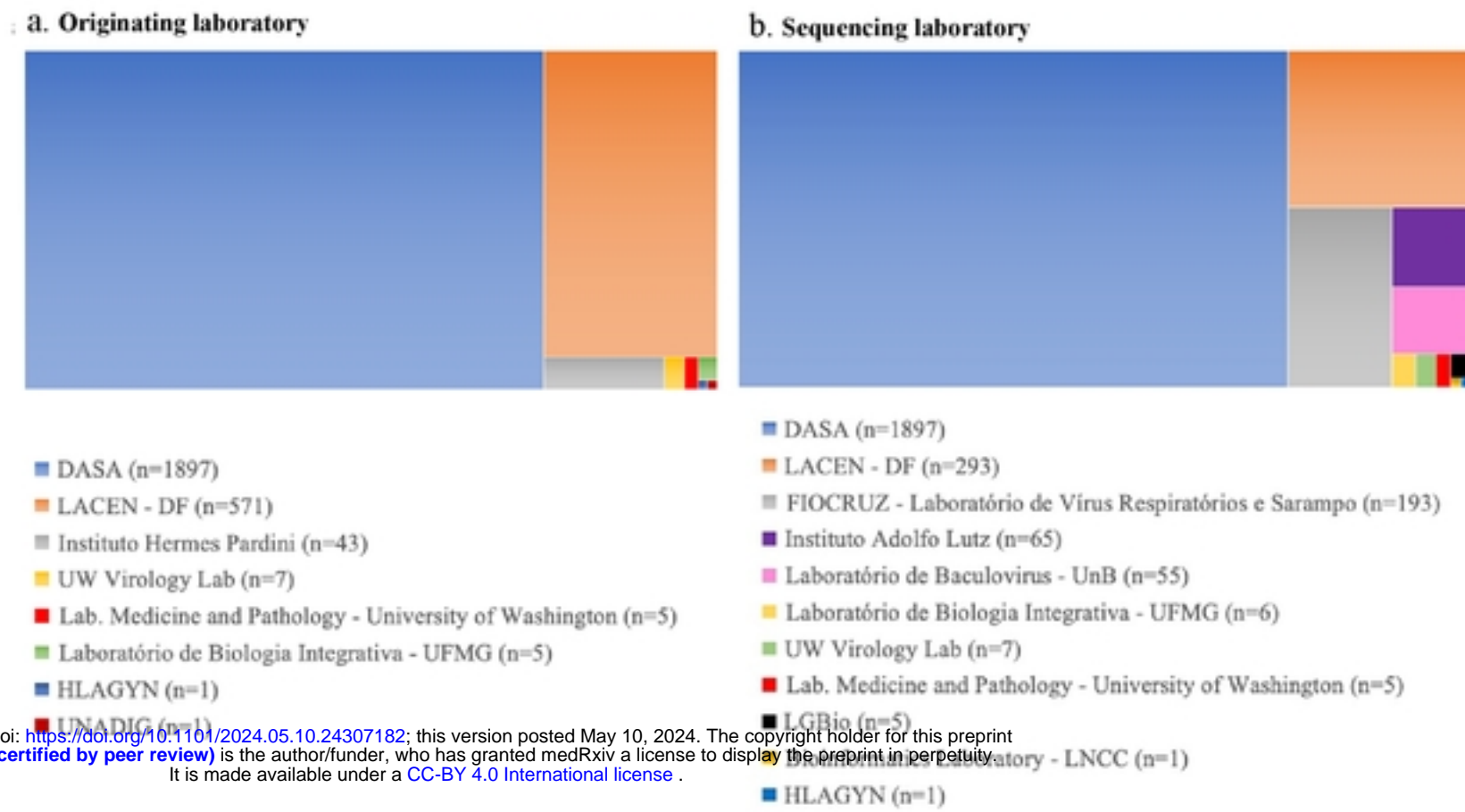
Source: elaborated by the authors.

Figure 2. Monthly quantity of RT-PCR analysis carried out at the Central Public Health Laboratory and number of deaths from Covid-19, compared with the SARS-CoV-2 variant predominant in Brasília, 2020 to 2023.



Source: elaborated by the authors.

Figure 3. Number of registered deaths, vaccination schedule and predominant SARS-CoV-2 variants in Brasília, 2020 to 2023.



medRxiv preprint doi: <https://doi.org/10.1101/2024.05.10.24307182>; this version posted May 10, 2024. The copyright holder for this preprint (which was not certified by peer review) is the author/funder, who has granted medRxiv a license to display the preprint in perpetuity. It is made available under a [CC-BY 4.0 International license](https://creativecommons.org/licenses/by/4.0/).

Source: el by the authors, 2024.

Figure 4. Characterization of the number of Covid-19 samples received and sequenced in public and private national and international laboratories for demand in Brasília from 2020 to 2023.