

1 Manuscript word count: 3604
2 Tables and figures: 5 (2 Tables and 3 Figures)
3 References: 35
4 Abstract: 289

5
6 **Risk of common psychiatric disorders, suicidal behaviours and premature mortality**
7 **following violent victimisation: A matched cohort and sibling-comparison study of**
8 **127,628 people who experienced violence in Finland and Sweden**
9

10
11 Amir Sariaslan¹, PhD; Joonas Pitkänen^{2,3}, PhD; Jonas Forsman^{4,5}, MD, PhD;
12 Ralf Kuja-Halkola⁶, PhD; Isabell Brikell^{6,7,8}, PhD; Brian M. D’Onofrio^{6,9}, PhD; Mikko
13 Aaltonen^{10,11}, PhD; Henrik Larsson^{6,12}, PhD; Pekka Martikainen^{2,3}, PhD; Paul Lichtenstein⁶,
14 PhD; Seena Fazel^{1,13}, MD
15

16
17 ¹ Department of Psychiatry, University of Oxford, Warneford Hospital, Oxford, United
18 Kingdom

19 ² Helsinki Institute for Demography and Population Health, Faculty of Social Sciences, University
20 of Helsinki, Finland

21 ³ Max Planck – University of Helsinki Center for Social Inequalities in Population Health,
22 Helsinki, Finland

23 ⁴ Department of Clinical Neuroscience, Karolinska Institutet, Stockholm, Sweden

24 ⁵ Swedish National Board of Forensic Medicine, Stockholm, Sweden

25 ⁶ Department of Medical Epidemiology and Biostatistics, Karolinska Institutet, Stockholm,
26 Sweden

27 ⁷ Department of Global Public Health and Primary Care, University of Bergen, Bergen, Norway

28 ⁸ Department of Biomedicine, Aarhus University, Aarhus, Denmark

29 ⁹ Department of Psychological and Brain Sciences, Indiana University, Bloomington, USA.

30 ¹⁰ Law School, University of Eastern Finland, Joensuu, Finland

31 ¹¹ Institute of Criminology and Legal Policy, Faculty of Social Sciences, University of Helsinki,
32 Helsinki, Finland.

33 ¹² School of Medical Sciences, Örebro University, Örebro, Sweden

34 ¹³ Oxford Health NHS Foundation Trust, Oxford, United Kingdom
35
36
37
38
39
40

41 **All correspondence should be sent to:** Dr Amir Sariaslan, Department of Psychiatry,
42 University of Oxford, Warneford Hospital, Oxford OX3 7JX, United Kingdom. E-mail:
43 amir.sariaslan@psych.ox.ac.uk.
44
45
46
47

48 **Background**

49 Associations between violent victimisation and psychiatric disorders are hypothesised to be
50 bidirectional, but the role of violent victimisation in the aetiologies of psychiatric disorders and
51 other adverse outcomes remains unclear. We aimed to estimate associations between violent
52 victimisation and subsequent common psychiatric disorders, suicidal behaviours, and premature
53 mortality whilst accounting for unmeasured familial confounders.

54

55 **Methods and Findings**

56 Using nationwide registers, we identified a total of 127,628 individuals born in Finland (1987-
57 2004) and Sweden (1973-2004) who had experienced violent victimisation, defined as either
58 hospital admissions or secondary care outpatient visits for assault-related injuries. These were
59 age- and sex-matched with up to 10 individuals in the general population (n=1,276,215) and their
60 unaffected siblings (n=132,408). Outcomes included depression, anxiety, personality disorders,
61 substance use disorders, suicidal behaviours, and premature mortality. Participants were followed
62 from the victimisation date until the date of the outcome, emigration, death, or December 31,
63 2020, whichever occurred first. Country-specific associations were estimated using stratified Cox
64 regression models, which also accounted for unmeasured familial confounders via sibling
65 comparisons. The country-specific associations were then pooled using meta-analytic models.

66

67 Among 127,628 patients (69.0% men) who had experienced violent victimisation, the median age
68 at first violent victimisation was 21 (interquartile range: 18-26) years. Absolute risks of all
69 outcomes were larger in those who were exposed to violent victimisation compared to
70 population controls (2.3-22.5 vs. 0.6-7.3 per 1000 person-years). In adjusted models, people who
71 had experienced violent victimisation were between two to three times as likely as their siblings to
72 develop any of the outcomes (adjusted hazard ratios [aHRs]: 1.7-3.0). Risks remained elevated
73 two years post-victimisation (aHRs: 1.4-2.3).

74

75 **Conclusions**

76 Improving clinical assessment, management and aftercare psychosocial support could potentially

77 reduce rates of common psychiatric disorders, suicidality and premature in individuals

78 experiencing violent victimisation.

79

80 People diagnosed with psychiatric disorders are at least twice as likely as the general population to
81 be violently victimised (1–3). This finding has been consistently replicated across several
82 victimisation outcomes, including self-reports (1), police reported events (4,5), assaults requiring
83 medical care (6,7), and homicidal deaths (8). Although it is commonly hypothesised that
84 associations between common psychiatric disorders and violent victimisation are bidirectional in
85 nature, few studies have rigorously examined whether exposure to violent victimisation
86 contributes to the development of common psychiatric disorders and suicidal behaviours.

87

88 Two key methodological limitations are present in previous work that has considered violent
89 victimisation as a risk factor for psychiatric disorders. First, violent victimisation has been
90 combined with several broader indices of adverse childhood experiences, bullying or
91 negative/stressful life events (2,9,10). While this has the benefit of simultaneously considering
92 multiple types of adversities, they do not permit the evaluation of the specific contributions of
93 severe violent victimisation to aetiologies of psychiatric disorders, suicidal behaviours, and
94 premature mortality.

95

96 Second, twin studies have consistently demonstrated that victimisation is moderately heritable,
97 with genetic factors accounting for around 20-40% of the variance (11,12). These findings are
98 expected, as victimisation is also associated with a vast array of risk factors that are at least
99 moderately heritable, including low cognitive abilities (13), personality traits (14), and violent
100 perpetration (15). As these risk factors are implicated in the aetiologies of common psychiatric
101 disorders, suicidal behaviours, and premature mortality, unmeasured genetic confounding could
102 account for at least a portion of the associations. The few genetically informative studies that
103 have examined the long-term associations between violent victimisation and subsequent common
104 psychiatric disorders have reported conflicting findings, in part due to limited statistical power.

105

106 A recent study (16) that considered unmeasured familial confounding in Sweden reported that
107 people who had experienced an assault were three times as likely as their unaffected siblings to
108 develop any psychiatric disorders within the year following the assault, and twice as likely
109 thereafter. However, follow-up of the study ended in 2013, many relevant victimisation
110 exposures (i.e., assaults by strangulation and poisoning) were not included, sex-specific
111 associations were not investigated for specific outcomes, and findings have not been externally
112 replicated.

113
114 To address these evidence gaps, we examined the extent to which exposure to severe forms of
115 violent victimisation was associated with subsequent risks of common psychiatric disorders,
116 suicidal behaviours, and premature mortality by pooling nationwide register data from Finland
117 and Sweden. In complementary analyses, we also tested for effect moderation by pre-existing
118 psychiatric disorders. We were further able to account for unmeasured familial confounders, such
119 as shared genetic and early environmental risk factors, by comparing risks of the outcomes
120 between siblings who were differentially exposed to violent victimisation. We complemented the
121 sibling-comparison design by additionally accounting for measured confounders that varied
122 between the siblings over time, such as being exposed to single motherhood and low family
123 income at birth.

124

125 **Methods**

126 *National Registers*

127 A unique personal identification number is assigned either at birth or upon immigration to all
128 Finnish and Swedish residents, thus enabling accurate linkage across various national social and
129 health registers (17,18). We were granted access to pseudonymised administrative population data
130 by the Ethics Board of Statistics Finland (TK-53-1490-18), the Finnish Institute of Health and
131 Welfare (THL/2180/14.02.00/2020), and the Swedish Ethical Review Authority (Dnr 2020-

132 06540; Dnr 2022-06204-02). Informed consent is neither mandated by Finnish nor Swedish law
133 for research involving national registers with pseudonymised identifiers. The study followed the
134 STROBE reporting guidelines (**eTable 1**), but did not have a prospective analysis plan.

135
136 The Care Register for Health Care, maintained by the Finnish Institute for Health and Welfare
137 (THL), and the National Patient Register, maintained by the Swedish National Board for Health
138 and Welfare, contain information on inpatient hospitalisation episodes (Finland: 1969-2020,
139 Sweden: 1973-2020) and specialist outpatient care (Finland: 1998-2020; Sweden: 2001-2020).
140 Diagnoses were classified according to the Finnish and Swedish versions of the International
141 Classification of Diseases (ICD) from the eighth to tenth revisions. Data on mortality dates,
142 including the primary and contributing causes of death, were extracted from the Causes of Death
143 Registers of each country, which utilised the same ICD classifications as the hospital data. Data
144 on sociodemographic factors, including emigration dates, were retrieved from a series of
145 population administrative registers maintained by Statistics Finland and Statistics Sweden.

146
147 Using these registers, we identified 1,090,641 individuals born in Finland between 1987 and 2004,
148 and 3,269,545 individuals born in Sweden between 1973 and 2004. Individuals who could not be
149 linked to their biological parents ($n_{\text{Finland}}=15,406$; $n_{\text{Sweden}}=42,340$) or who lacked data on parental
150 socio-demographic factors ($n_{\text{Finland}}=1900$; $n_{\text{Sweden}}=31,103$) were excluded. The resulting analytical
151 samples comprised 98.4% ($n=1,073,335$) of the targeted Finnish sample and 95.9% ($n=$
152 $3,196,102$) of the Swedish sample, yielding a pooled sample of 4,269,437 individuals.

153
154 *Violent victimisation*

155 Violent victimisation was defined as an inpatient care episode or secondary care outpatient visit
156 associated with a diagnosis of an injury purposefully inflicted by another person (ICD-codes are
157 provided in **eTable 2**; diagnostic validity of the examined measures is discussed in **eText 1**).

158

159 *Common psychiatric disorder, suicidal behaviours, and premature mortality*

160 The following common psychiatric disorders were investigated as outcomes: depression, anxiety,
161 personality disorders, alcohol use disorders, and substance use disorders. The measures of
162 alcohol and substance use disorders also included deaths attributable to these conditions. We
163 additionally investigated suicidal behaviours, encompassing both non-fatal self-harm and
164 completed suicide, as well as premature mortality, defined consistent with the literature as any
165 death prior to the age of 65 years (19). We further included pre-existing measures of the
166 psychiatric disorders and self-harm.

167

168 *Control groups*

169 We matched each index person experiencing violent victimisation with up to ten individuals from
170 the general population without such experiences throughout the follow-up by sex and birth year.
171 These control individuals were required to be alive and residing in Finland or Sweden at the time
172 of the first violent victimisation event of the index person. We also matched each index person
173 with their biological full-siblings who had not experienced violent victimisation to account for
174 unmeasured shared familial confounding. In these analyses, we included all siblings and adjusted
175 for sex and birth year differences using statistical covariates. If multiple siblings in a given family
176 had experienced violent victimisation, we matched them with all their unaffected co-siblings in
177 separate strata (19). To account for the fact that the same individuals could serve as controls
178 across multiple strata, we specified all sibling models to estimate individual-level cluster-robust
179 standard errors.

180

181 By comparing outcome rates between differentially exposed siblings, we accounted for time
182 invariant and unmeasured familial confounders shared between the siblings, including an average
183 of half of their co-segregating genes and their shared childhood environments (20). The extent to

184 which the sibling comparisons were attenuated from the population estimates indicated the
185 influence of these unmeasured familial confounders on the studied associations, assuming no
186 misclassification of the exposure and outcome variables.

187

188 The starting points for both index persons and control groups were defined as the date of the
189 first violent victimisation event. Participants were censored if they migrated, died, experienced
190 the outcome of interest, or reached the endpoint of the study on December 31, 2020.

191

192 *Analytical strategy*

193 In each country, we fitted separate stratified Cox proportional hazards analyses to estimate
194 adjusted hazard ratios (aHRs) for the risk of common psychiatric disorders, suicidal behaviours,
195 and premature mortality among individuals who had experienced violent victimisation compared
196 with matched individuals without such an experience, with time in years since the first
197 victimisation event (or equivalent date for the matched individuals) as the underlying time scale.
198 As each index person who experienced violent victimisation and their corresponding control
199 individuals were assigned to a separate stratum, the models estimated varying baseline hazards
200 across these strata, indicating that comparisons were made within each stratum.

201 We fitted three models that gradually accounted for a larger set of potential confounders. The
202 ‘Crude’ model only accounted for the matched characteristics (e.g., sex and birth year). The
203 ‘Adjusted’ model, additionally accounted for the following measured confounders (definitions in
204 **eTable 3**): birth order, immigrant background, parental characteristics measured at birth (low
205 family income, single mother, parental psychiatric disorders, and violent criminality) in addition
206 to any psychiatric disorders and self-harm that had occurred prior to the victimisation event (or
207 the equivalent period for the controls). The ‘Sibling-comparison’ model further accounted for
208 unmeasured familial confounders by re-running the adjusted model on a sample that included

209 index persons who had experienced violent victimisation and their biological full-siblings who did
210 not.

211 To assess the moderating role of pre-existing psychiatric disorders and self-harm behaviours on
212 the associations under study, we added an interaction term to the sibling-comparison models. We
213 used an aggregated binary measure of all pre-existing conditions to reduce the number of
214 hypothesis tests. To aid interpretation, we estimated linear combinations of the model parameters
215 to assess the differential associations of pre-existing conditions in the presence and absence of
216 violent victimisation. Interaction terms that did not reach statistical significance ($P>0.05$) were
217 omitted from the models.

218 Consistent with prior studies (21,22), we fitted inverse variance-weighted fixed-effects meta-
219 analysis models to the resulting regression coefficients and standard errors from the country-
220 specific models (23), which allowed us to pool the associations across both countries by
221 weighting the magnitude of the associations by their sample sizes.

222 In complementary sensitivity analyses, we examined an alternative exposure measure, which
223 included individuals who were registered as victims of violent offences (e.g., attempted homicide,
224 assault, robbery, unlawful threats, or sexual offences) in Finnish police reports between 2008 and
225 2020 and who did not have corresponding hospital episode. Additional sensitivity analyses are
226 described in **eText 2**.

227 **Results**

228 A total of 127,628 individuals had experienced violent victimisation in Finland and Sweden at a
229 median age of 21 years, with men accounting for 69% of the group (**Table 1; eTables 4-5**).

230 When compared to age and sex-matched controls ($n=1,276,215$), those who experienced violent
231 victimisation were more likely to come from backgrounds characterised by low family income, a

232 single mother household, and parents with a history of psychiatric disorders and violent crime
233 convictions at offspring birth (**Table 1**).

234
235 The median follow-up time was 9.5 years across all outcomes (**Table 2; eTable 6**). Individuals
236 who had experienced violent victimisation had considerably elevated rates of all outcomes
237 compared to the population controls (range: 2.3-22.5 vs. 0.6-7.3 per 1000 person-years; Table 2).
238 Individuals who had experienced violent victimisation were at least three times as likely as the
239 population controls, matched for sex and birth year, to have experienced any of the outcomes
240 (**Figure 1**), ranging from a three-fold elevated risk for being diagnosed with depression (adjusted
241 hazard ratio [aHR]=2.9; 95% CI: 2.8-2.9) to over an eight-fold risk increase of being diagnosed
242 with a drug use disorder (aHR=8.3; 95% CI: 8.2-8.5). These estimates were attenuated as we
243 gradually accounted for measured confounders (aHRs: 2.0-4.8) and unmeasured familial
244 confounders (aHRs: 1.7-3.0).

245
246 There was little evidence the presented associations varied systematically across the included
247 countries, birth cohorts or age at victimisation categories (**eFigures 1-3**). However, the
248 association between violent victimisation and suicidal behaviours was more pronounced in
249 Finland than in Sweden (aHRs: 3.5 vs 2.6; **eFigure 1**). Furthermore, the associations tended to be
250 stronger among sisters than brothers (aHRs: 1.8-3.8 vs. 1.6-2.5; **eFigure 4**) across all outcomes
251 except for premature mortality (aHRs: 1.7-1.7; **eFigure 4**).

252
253 We found some evidence in support of a moderating effect of pre-existing psychiatric disorders
254 and self-harm (**eTable 7**). For depression, however, this effect modification appeared to be
255 negative, which suggests that the combined contributions of pre-existing conditions and violent
256 victimisation were slightly weaker than the sum of their individual contributions (aHR_{interaction term}:
257 0.9). Conversely, for alcohol and drug use disorders as well as suicidal behaviours, the effect

258 modification was positive (aHRs_{interaction terms}: 1.2-1.3), indicating that the joint contributions of
259 pre-existing conditions and violent victimisation appeared to be greater than the sum of their
260 individual contributions. By examining the four exposure groups (i.e., siblings with and without
261 pre-existing psychiatric disorders, self-harm, and violent victimisation experiences), we found
262 negligible differences from the primary findings when restricting the analyses to those without
263 pre-existing psychiatric disorders and self-harm episodes (aHRs: 1.8-2.9 vs. 1.7-3.0; **Figures 1-2**).
264 Among those with pre-existing conditions, however, we found that violent victimisation was
265 associated with considerably higher rates of all outcomes (aHRs: 4.9-12.5 vs. 2.4-3.6; **Figure 2**).
266
267 In Finland, where we additionally investigated a different method to ascertain victimisation,
268 associations between hospital or police recorded victimisation, and outcomes were similar in
269 magnitude (**Figure 3**). The only exception involved suicidal behaviours; assaults requiring
270 medical attention were associated with elevated risks than assaults that had only been reported to
271 the police (aHR=3.5 vs. 2.6). Starting the follow-up period up to two years after the first
272 victimisation date had a marginal impact on the sibling-comparison estimates across both
273 countries, thus suggesting that the associations remained over a longer time period (aHRs: 1.4-
274 2.3; **eFigure 5**). We found commensurate results when adjusting for additional indicators of low
275 parental socioeconomic status (**eFigure 6**), requiring a minimum of two diagnoses of the
276 psychiatric disorders on separate occasions (**eFigure 7**), and considering victimisation events that
277 occurred after 2005 (**eFigure 8**).

278

279 **Discussion**

280 In this cross-national cohort study of 127,628 individuals who were exposed to violent
281 victimisation, each matched with up to 10 general population controls of the same age and sex,
282 we investigated associations between violent victimisation and subsequent risks of common
283 psychiatric disorders, suicidal behaviours, and premature death. We report four key findings.

284

285 First, we found that people who experienced violent victimisation had considerably elevated rates
286 of common psychiatric disorders, suicidal behaviours and premature mortality compared to age
287 and sex matched individuals in the general population (median rates: 17.3 vs 6.1 events per 1000
288 person-years). Expressed as relative risks, those who had experienced violent victimisation had at
289 least a three-fold increased risk of the examined outcomes compared to the general population
290 controls. Following more rigorous adjustments for an extensive set of measured confounders
291 that captured sociodemographic background factors and pre-existing diagnoses of psychiatric
292 disorders and self-harm, the associations were attenuated but remained strong. These findings are
293 consistent with studies that have reported elevated rates of psychiatric disorders and related
294 behavioural outcomes in people who have been exposed to various measures of victimisation,
295 including peer victimisation (24,25,10) and intimate partner violence (26–28).

296

297 Second, our estimates were further attenuated once we had accounted for unmeasured familial
298 confounders, but they still indicated that violent victimisation was associated with least a two-fold
299 elevated risk of all outcomes. We tested for unmeasured familial confounding by comparing
300 outcome rates in people who had experienced violent victimisation with their siblings without
301 such experiences. This approach was especially informative for the associations with alcohol use
302 disorders, drug use disorders and suicidal behaviours, which were attenuated from a four to five-
303 fold risk increase in the adjusted population-wide models to a three-fold risk increase in the
304 sibling-comparison models. These findings add to previous work that has shown the importance
305 of accounting for unmeasured familial confounders when assessing mental health outcomes
306 following violent victimisation (16,29,30). In addition, it suggests that previously reported
307 associations (31) without such adjustments are likely overestimated.

308

309 Third, individuals with a history of psychiatric disorders and self-harm, but no experience of
310 violent victimisation, had a three to four-fold increased risk of experiencing the examined
311 outcomes compared to their siblings lacking such experiences. However, those who had
312 experienced violent victimisation, in addition to having pre-existing conditions, were around 5-10
313 times as likely as their siblings without any psychiatric or victimisation history to experience the
314 outcomes. These findings suggest that the bidirectional relationship (6,5,16) between violent
315 victimisation and psychiatric disorders and related behaviours may potentially follow an
316 amplification model in which the exposures and outcomes mutually reinforce each other over
317 time.

318
319 Fourth, we were able to replicate our findings by using a different objective method for
320 measuring violent victimisation, which was police-reported violent victimisation. This approach
321 allowed us to identify over twice as many people experiencing violent victimisation, and this
322 replication suggests that our main findings may be generalisable to violent victimisation that does
323 not lead to medical attention.

324
325 Family-based studies that have examined associations between violent victimisation and
326 subsequent risks for psychiatric disorders and related behavioural outcomes have reported
327 conflicting findings to date (29,30). Our findings are nevertheless consistent with a Swedish
328 sibling-comparison study (16) with follow-up that ended in 2013. In addition to updated data and
329 external replication, the present study examined several important violent victimisation exposures
330 that were not investigated in the prior study, including assaults by strangulation and poisoning, as
331 well as sex-specific associations between violent victimisation and a range of psychiatric disorders
332 and suicidal behaviours. Moreover, our findings are also consistent with a recent within-
333 individual study (22) conducted using nationwide registers that reported a 2-3-fold increased odds
334 of self-harm occurring in the week following violent victimisation compared to earlier periods

335 within the same person. The present study uses a more comprehensive measure of violent
336 victimisation and investigates longer-term impact on multiple psychiatric outcomes. We also
337 investigated premature mortality, a novel outcome of increasing importance to public mental
338 health.

339
340 Strengths include the use of high-quality nationwide register data with over 127,000 people who
341 had been assaulted to the extent that they required specialist medical care, and around 43,500
342 individuals who had been identified by the police as victims of a violent offence. The registers
343 allowed us to match each of these individuals with general population controls of the same age
344 and sex, and also with their siblings without violent victimisation experiences to rigorously
345 account for their shared and time-invariant unmeasured familial confounders.

346 There are some limitations. First, our approach to measuring violent victimisation, common
347 psychiatric disorders, and suicidal behaviours was based on diagnosis with these conditions and
348 injuries in secondary care settings, reflecting the more severe presentation of these. Moreover,
349 outpatient care data was unavailable before 1998 in Finland and 2001 in Sweden. While
350 alternative methods, such as self-reporting and proxy-reporting, can be employed to assess less
351 severe forms of violent victimisation and psychiatric disorders, they have important
352 methodological limitations, including non-response, reporting biases of sensitive information and
353 longitudinal attrition. Moreover, as exemplified by the prior inconsistent findings, collecting self-
354 reported data from a sufficiently large cohort of relatives to accurately determine associations
355 between rare exposures and outcomes remains a significant challenge.

356
357 Second, while healthcare registers in Finland and Sweden provide accurate admission and
358 discharge dates, these dates do not reflect the actual onset of psychiatric disorders but rather
359 diagnosis dates. Consequently, determining the temporal sequence of events is not entirely

360 straightforward. Furthermore, patients with assault-related injuries may have a higher likelihood
361 of referral to psychiatric services compared to the general population, which could lead to
362 inflated rates of diagnosed psychiatric disorders in this group. To mitigate the risks for such
363 biases, we initiated the follow-up period up to two years after the initial victimisation event in
364 complementary sensitivity tests and found that the results were commensurate with the main
365 findings. This time lag strengthens the argument that the associations are unlikely due to reverse
366 causation bias or solely attributable to earlier referrals to psychiatric services. In addition, we
367 examined premature mortality as outcome, as it is to a lesser extent affected by referral practices
368 and found that it was similarly associated with earlier victimisation experience.

369
370 Third, while the sibling-comparison design is effective in controlling for shared unmeasured
371 familial confounders, it does not address the impact of non-shared confounders (20). For this
372 reason, some findings could be explained by residual genetic confounders that are not shared
373 between siblings. However, we note that the observed within-family associations remain
374 substantial. We also measure a number a previously suggested non-genetic confounders not
375 shared between siblings, but observed in our data. Adjustments for such factors, such as low
376 family income and having a single mother at birth, also increase the credibility of our findings. It
377 is nevertheless important to note that sibling-comparison estimates may underestimate causal
378 effects in the presence of misclassification bias, shared mediators, and sibling carryover effects
379 (32,20). Future studies may benefit from triangulating our findings with alternative genetically
380 informative research designs (33).

381
382 The generalisability of our findings is supported by two findings. First, rates of psychiatric
383 disorders are similar across Western European countries (34), and self-reported violent
384 victimisation rates in Finland and Sweden were closely aligned with the global average during the
385 period 2003-2004 (2.2%-3.5% vs. 3.1%) when the last international comparison was conducted

386 (35). Second, the country-specific associations in the present study were not systematically
387 different from one another.

388
389 Our findings underline the importance of routinely considering how to prevent and manage
390 victimisation risk in mental health services, and also the role of general hospital and emergency
391 medicine to address mental health and re-victimisation. This will entail assessing risks in a
392 structured and consistent way, which will enable stratification, allocation of additional resources
393 to individuals at elevated risks, and potentially collaborative risk management with patients.
394 Furthermore, research exploring the optimisation of trauma-based interventions could potentially
395 reduce risks of post-victimisation risks of common psychiatric disorders and premature mortality.
396 This includes investigations into tailoring therapies to specific populations and settings and
397 evaluating the long-term effectiveness of existing approaches. Public health strategies can further
398 broaden the scope beyond individual interventions, fostering closer collaboration with social
399 services and criminal justice, and advocating for public policies targeting systemic factors like
400 alcohol and substance use, which contribute to wider societal victimisation risks.

401
402 In summary, in this large cohort study, we found that individuals who experienced violent
403 victimisation were at least twice as likely as their unaffected siblings to be diagnosed with
404 common psychiatric disorders, to engage in suicidal behaviours, and to die prematurely. These
405 risks remained elevated over two years post-victimisation, suggesting that mental health services
406 should review how they assess and manage subsequent risks of adverse outcomes.

407
408

409 References

- 410 1. Maniglio R. Severe mental illness and criminal victimization: a systematic review. *Acta*
411 *Psychiatr Scand.* 2009;119(3):180–91.
- 412 2. Hughes K, Bellis MA, Hardcastle KA, Sethi D, Butchart A, Mikton C, et al. The effect of
413 multiple adverse childhood experiences on health: a systematic review and meta-analysis.
414 *Lancet Public Health.* 2017;2(8):e356–66.
- 415 3. de Vries B, van Busschbach JT, van der Stouwe ECD, Aleman A, van Dijk JJM, Lysaker PH,
416 et al. Prevalence rate and risk factors of victimization in adult patients with a psychotic
417 disorder: A systematic review and meta-analysis. *Schizophr Bull.* 2019;45(1):114–26.
- 418 4. Dean K, Laursen TM, Pedersen CB, Webb RT, Mortensen PB, Agerbo E. Risk of being
419 subjected to crime, including violent crime, after onset of mental illness: a Danish national
420 registry study using police data. *JAMA Psychiatry.* 2018;75(7):689–96.
- 421 5. Dean K, Laursen TM, Marr C, Pedersen CB, Webb RT, Agerbo E. Absolute and relative risk
422 of violent victimisation and perpetration following onset of mental illness: a Danish register-
423 based study. *Lancet Reg Health Eur.* 2024;36:100781.
- 424 6. Sariaslan A, Arseneault L, Larsson H, Lichtenstein P, Fazel S. Risk of Subjection to Violence
425 and Perpetration of Violence in Persons With Psychiatric Disorders in Sweden. *JAMA*
426 *Psychiatry.* 2020;77(4):359–67.
- 427 7. Ghirardi L, Kuja-Halkola R, Pettersson E, Sariaslan A, Arseneault L, Fazel S, et al.
428 Neurodevelopmental disorders and subsequent risk of violent victimization: exploring sex
429 differences and mechanisms. *Psychol Med.* 2023;53(4):1510–7.
- 430 8. Crump C, Sundquist K, Winkleby MA, Sundquist J. Mental disorders and vulnerability to
431 homicidal death: Swedish nationwide cohort study. *BMJ.* 2013;346:f557.
- 432 9. Hatch SL, Dohrenwend BP. Distribution of Traumatic and Other Stressful Life Events by
433 Race/Ethnicity, Gender, SES and Age: A Review of the Research. *Am J Community*
434 *Psychol.* 2007;40(3–4):313–32.
- 435 10. Houtepen LC, Heron J, Suderman MJ, Fraser A, Chittleborough CR, Howe LD. Associations
436 of adverse childhood experiences with educational attainment and adolescent health and the
437 role of family and socioeconomic factors: A prospective cohort study in the UK. *PLoS Med.*
438 2020;17(3):e1003031.
- 439 11. Stein MB, Jang KL, Taylor S, Vernon PA, Livesley WJ. Genetic and environmental
440 influences on trauma exposure and posttraumatic stress disorder symptoms: a twin study.
441 *Am J Psychiatry.* 2002;159(10):1675–81.
- 442 12. Beaver KM, Boutwell BB, Barnes JC, Cooper JA. The Biosocial Underpinnings to
443 Adolescent Victimization: Results From a Longitudinal Sample of Twins. *Youth Violence*
444 *Juv Justice.* 2009;7(3):223–38.
- 445 13. Boutwell BB, Connolly EJ, Barbaro N, Shackelford TK, Petkovsek M, Beaver KM. On the
446 genetic and environmental reasons why intelligence correlates with criminal victimization.
447 *Intelligence.* 2017;62:155–66.

- 448 14. Higgins GE, Jennings WG, Tewksbury R, Gibson CL. Exploring the Link Between Low
449 Self-Control and Violent Victimization Trajectories in Adolescents. *Crim Justice Behav.*
450 2009;36(10):1070–84.
- 451 15. Jennings WG, Higgins GE, Tewksbury R, Gover AR, Piquero AR. A Longitudinal
452 Assessment of the Victim-Offender Overlap. *J Interpers Violence.* 2010;25(12):2147–74.
- 453 16. Chen Y, Shen Q, Lichtenstein P, Gradus JL, Arnberg FK, Larsson H, et al. Incidence
454 Trajectories of Psychiatric Disorders After Assault, Injury, and Bereavement. *JAMA*
455 *Psychiatry.* 2024;e235156.
- 456 17. Gissler M, Haukka J. Finnish health and social welfare registers in epidemiological research.
457 *Nor Epidemiol.* 2004;14(1):113–20.
- 458 18. Ludvigsson JF, Otterblad-Olausson P, Pettersson BU, Ekblom A. The Swedish personal
459 identity number: possibilities and pitfalls in healthcare and medical research. *Eur J Epidemiol.*
460 2009;24(11):659–67.
- 461 19. Sariaslan A, Sharpe M, Larsson H, Wolf A, Lichtenstein P, Fazel S. Psychiatric comorbidity
462 and risk of premature mortality and suicide among those with chronic respiratory diseases,
463 cardiovascular diseases, and diabetes in Sweden: A nationwide matched cohort study of over
464 1 million patients and their unaffected siblings. *PLoS Med.* 2022;19(1):e1003864.
- 465 20. D’Onofrio BM, Sjölander A, Lahey BB, Lichtenstein P, Öberg AS. Accounting for
466 Confounding in Observational Studies. *Annu Rev Clin Psychol.* 2020;16:25–48.
- 467 21. Hegvik TA, Klungsøyr K, Kuja-Halkola R, Remes H, Haavik J, D’Onofrio BM, et al. Labor
468 epidural analgesia and subsequent risk of offspring autism spectrum disorder and attention-
469 deficit/hyperactivity disorder: a cross-national cohort study of 4.5 million individuals and
470 their siblings. *Am J Obstet Gynecol.* 2023;228(2):233.e1-233.e12.
- 471 22. Sariaslan A, Larsson H, Hawton K, Pitkänen J, Lichtenstein P, Martikainen P, et al. Physical
472 injuries as triggers for self-harm: a within-individual study of nearly 250 000 injured people
473 with a major psychiatric disorder. *BMJ Ment Health.* 2023;26(1):e300758.
- 474 23. Viechtbauer W. Conducting Meta-Analyses in R with the metafor Package. *J Stat Softw.*
475 2010;36:1–48.
- 476 24. Copeland WE, Wolke D, Angold A, Costello EJ. Adult Psychiatric Outcomes of Bullying and
477 Being Bullied by Peers in Childhood and Adolescence. *JAMA Psychiatry.* 2013;70(4):419–26.
- 478 25. Moore SE, Norman RE, Suetani S, Thomas HJ, Sly PD, Scott JG. Consequences of bullying
479 victimization in childhood and adolescence: A systematic review and meta-analysis. *World J*
480 *Psychiatry.* 2017 Mar 22;7(1):60–76.
- 481 26. Dillon G, Hussain R, Loxton D, Rahman S. Mental and Physical Health and Intimate Partner
482 Violence against Women: A Review of the Literature. *Int J Fam Med.* 2013;313909.
- 483 27. Devries KM, Mak JY, Bacchus LJ, Child JC, Falder G, Petzold M, et al. Intimate partner
484 violence and incident depressive symptoms and suicide attempts: A systematic review of
485 longitudinal studies. *PLOS Med.* 2013 May 7;10(5):e1001439.

- 486 28. Oram S, Fisher HL, Minnis H, Seedat S, Walby S, Hegarty K, et al. The Lancet Psychiatry
487 Commission on intimate partner violence and mental health: advancing mental health
488 services, research, and policy. *Lancet Psychiatry*. 2022;9(6):487–524.
- 489 29. Schaefer JD, Moffitt TE, Arseneault L, Danese A, Fisher HL, Houts R, et al. Adolescent
490 Victimization and Early-Adult Psychopathology: Approaching Causal Inference Using a
491 Longitudinal Twin Study to Rule Out Noncausal Explanations. *Clin Psychol Sci*.
492 2018;6(3):352–71.
- 493 30. Gonggrijp BMA, van de Weijer SGA, van Dongen J, Slob EMA, Bijleveld CCJH, Boomsma
494 DI. Exploring the Relationships of Crime Victimization with Depression, Anxiety, and
495 Loneliness in Twin Families. *J Dev Life-Course Criminol*. 2023;9(3):455–82.
- 496 31. Bindler A, Ketel N, Hjalmarsson R. Costs of Victimization. In: Zimmermann KF, editor.
497 Handbook of Labor, Human Resources and Population Economics. Cham: Springer
498 International Publishing; 2020.
- 499 32. Sjölander A, Frisell T, Kuja-Halkola R, Öberg S, Zetterqvist J. Carryover Effects in Sibling
500 Comparison Designs. *Epidemiology*. 2016;27(6):852–8.
- 501 33. D’Onofrio BM, Class QA, Rickert ME, Sujan AC, Larsson H, Kuja-Halkola R, et al.
502 Translational Epidemiologic Approaches to Understanding the Consequences of Early-Life
503 Exposures. *Behav Genet*. 2016;46(3):315–28.
- 504 34. Wittchen HU, Jacobi F, Rehm J, Gustavsson A, Svensson M, Jönsson B, et al. The size and
505 burden of mental disorders and other disorders of the brain in Europe 2010. *Eur*
506 *Neuropsychopharmacol*. 2011;21(9):655–79.
- 507 35. van Dijk J, van Kesteren J, Smit P. Criminal victimisation in international perspective: Key
508 findings from the 2004-2005 ICVS and EU ICS. The Hague: United Nations Office on
509 Drugs and Crime and United Nations Interregional Crime; 2008.

510

511

512 **Supporting information**

513 **eTable 1.** STROBE statement

514

515 **eTable 2.** ICD diagnostic codes

516

517 **eText 1.** Diagnostic validity

518

519 **eTable 3.** Measured confounders

520

521 **eText 2.** Additional sensitivity tests

522

523 **eTable 4.** Baseline demographic characteristics in Finland

524

525 **eTable 5.** Baseline demographic characteristics in Sweden

526

527 **eTable 6.** Person-time at risk, number of individuals with the outcomes, and incident rates per
528 1000 person-years for common psychiatric disorders and suicidal behaviours, stratified across
529 individuals exposed to violent victimisation in Finland and Sweden

530

531 **eTable 7.** Interaction terms between violent victimisation and pre-existing psychiatric disorders
532 and self-harm on subsequent risk for common psychiatric disorders and suicidal behaviours in
533 Finland and Sweden

534

535 **eFigure 1.** Country-specific within-family associations between violent victimisation and
536 subsequent common psychiatric disorders and suicidal behaviours in Finland and Sweden

537

538 **eFigure 2.** Cohort-specific within-family associations between violent victimisation and
539 subsequent common psychiatric disorders and suicidal behaviours in Finland and Sweden

540

541 **eFigure 3.** Age-specific within-family associations between violent victimisation and subsequent
542 common psychiatric disorders and suicidal behaviours in Finland and Sweden

543

544 **eFigure 4.** Sex-specific within-family associations between violent victimisation and subsequent
545 common psychiatric disorders and suicidal behaviours in Finland and Sweden

546

547 **eFigure 5.** Within-family associations between violent victimisation and subsequent common
548 psychiatric disorders and suicidal behaviours in Finland and Sweden with varying washout
549 periods (e.g., 1 month, 6 months, 12 months, and 24 months)

550

551 **eFigure 6.** Within-family associations between violent victimisation and subsequent common
552 psychiatric disorders and suicidal behaviours in Finland and Sweden and adjusted for additional
553 indicators for parental socioeconomic status (SES)

554

555 **eFigure 7.** Within-family associations between violent victimisation and subsequent common
556 psychiatric disorders and suicidal behaviours (at least two diagnoses on separate occasions) in
557 Finland and Sweden

558

559 **eFigure 8.** Within-family associations between violent victimisation and subsequent common
560 psychiatric disorders and suicidal behaviours in Finland and Sweden stratified across the entire
561 period and the most recent period (2006-2020)

562 **Table and figure titles and legends**

563
564
565
566
567
568
569
570
571
572
573
574
575
576
577
578
579
580
581
582
583
584
585
586
587
588
589
590
591
592
593
594
595
596
597
598
599
600
601
602
603
604
605
606
607
608
609
610
611

- **Table 1.** Baseline demographic characteristics
- **Table 2.** Person-time at risk, number of individuals with the outcomes, and incident rates per 1000 person-years for common psychiatric disorders, suicidal behaviours, and premature mortality stratified across individuals exposed to violent victimization
- **Figure 1.** Population-wide and within-family associations between violent victimisation and subsequent common psychiatric disorders, suicidal behaviours, and premature mortality in Finland and Sweden

Notes: The ‘Crude’ model adjusted for sex and birth year. The ‘Adjusted’ model additionally accounted for birth order, parental immigrant background, low family income at offspring birth, single mother at offspring birth, parental psychiatric and violent crime histories at offspring birth, as well as pre-victimisation psychiatric disorders, substance use disorders and self-harm. The ‘Sibling-comparison’ model refers to within-family estimates comparing biological full-siblings differentially exposed to violent victimisation and is adjusted for all time-invariant unmeasured familial confounders shared between the siblings as well as the following measured confounders that vary within families: sex, birth year, birth order, and parental characteristics at birth (low family income, single mother, psychiatric history, and violent crime history) as well as any pre-existing psychiatric disorders and self-harm events.

- **Figure 2.** Within-family associations between violent victimisation and subsequent common psychiatric disorders, suicidal behaviours, and premature mortality among Finnish and Swedish siblings with and without previous psychiatric disorders or self-harm

Notes: The reference group included co-siblings who were unexposed to violence and had no pre-existing psychiatric disorders or self-harm events. The estimates refer to within-family associations comparing biological full-siblings differentially exposed to violent victimisation and is adjusted for all time-invariant unmeasured familial confounders shared between the siblings as well as the following measured confounders that vary within families: sex, birth year, birth order, and parental characteristics at birth (low family income, single mother, psychiatric history, and violent crime history) as well as any pre-existing psychiatric disorders and self-harm events.

- **Figure 3.** Within-family associations between specific types of violent victimisation (e.g., hospital or police records) and subsequent common psychiatric disorders, suicidal behaviours, and premature mortality among Finnish siblings

Notes: The analyses of police recorded violent victimisation were based on 43,487 Finnish individuals born between 1987 and 2004 who were registered by law enforcement as being victims of violent crimes but had not received specialised medical care for their injuries. They were matched with their unexposed siblings born during the same period (n=68,107). For improved comparability, the reference estimates for hospital records were solely based on Finnish siblings. The estimates refer to within-family associations comparing biological full-siblings differentially exposed to violent victimisation and is adjusted for all time-invariant unmeasured familial confounders shared between the siblings as well as the following measured confounders that vary within families: sex, birth year, birth order, and parental characteristics at birth (low family income, single mother, psychiatric history, and violent crime history) as well as any pre-existing psychiatric disorders and self-harm events.

612 **Table 1. Baseline demographic characteristics**
613

	General population controls	Individuals exposed to violent victimisation	Unaffected sibling controls	Individuals exposed to violent victimisation with unaffected siblings
Total	1,276,215	127,628	132,408	85,825
Median age at victimisation (IQR) years	-	21 (18-26)	-	21 (18-25)
Sex				
Female	395,990 (31.0%)	39,599 (31.0%)	66,048 (49.9%)	25,714 (30.0%)
Male	880,225 (69.0%)	88,029 (69.0%)	66,360 (50.1%)	60,111 (70.0%)
Birth cohorts				
1973-1974	51,940 (4.1%)	5194 (4.1%)	3446 (2.6%)	1990 (2.3%)
1975-1979	134,290 (10.5%)	13,429 (10.5%)	13,021 (9.8%)	7820 (9.1%)
1980-1984	179,270 (14.0%)	17,927 (14.0%)	19,316 (14.6%)	12,495 (14.6%)
1985-1989	307,062 (24.1%)	30,712 (24.1%)	29,948 (22.6%)	21,530 (25.1%)
1990-1994	327,253 (25.6%)	32,726 (25.6%)	34,519 (26.1%)	23,700 (27.6%)
1995-1999	184,320 (14.4%)	18,432 (14.4%)	20,740 (15.7%)	13,070 (15.2%)
2000-2004	92,080 (7.2%)	9208 (7.2%)	11,418 (8.6%)	5220 (6.1%)
Birth order				
1st	773,997 (60.6%)	75,172 (58.9%)	65,569 (49.5%)	47,213 (55.0%)
2nd	365,732 (28.7%)	36,619 (28.7%)	40,939 (30.9%)	26,881 (31.3%)
3rd	101,845 (8.0%)	11,537 (9.0%)	16,676 (12.6%)	8456 (9.9%)
4th or higher	34,641 (2.7%)	4300 (3.4%)	9224 (7.0%)	3275 (3.8%)
Immigration background	197,632 (15.5%)	26,495 (20.8%)	26,658 (20.1%)	16,571 (19.3%)
Mother single at offspring birth	520,460 (40.8%)	63,189 (49.5%)	53,410 (40.3%)	37,770 (44.0%)
Family income in the bottom decile at offspring birth	119,059 (9.3%)	17,018 (13.3%)	13,165 (9.9%)	9332 (10.9%)
Parental history of psychiatric disorders	54,400 (4.3%)	11,381 (8.9%)	9594 (7.2%)	6048 (7.0%)
Parental history of violent criminality	67,502 (5.3%)	16,476 (12.9%)	14,644 (11.1%)	9439 (11.0%)
Pre-victimisation psychiatric disorders and self-harm				
Depression	42,081 (3.3%)	13,327 (10.4%)	6833 (5.2%)	8300 (9.7%)
Anxiety	45,993 (3.6%)	14,679 (11.5%)	7113 (5.4%)	9009 (10.5%)
Personality disorder	7799 (0.6%)	4419 (3.5%)	1482 (1.1%)	2582 (3.0%)
Alcohol use disorder	23,728 (1.9%)	12,125 (9.5%)	4346 (3.3%)	7458 (8.7%)
Drug use disorder	10,550 (0.8%)	9497 (7.4%)	2268 (1.7%)	5502 (6.4%)
Other psychiatric disorders	68,705 (5.4%)	11,928 (9.3%)	8730 (6.6%)	7494 (8.7%)
Self-harm	23,304 (1.8%)	10,483 (8.2%)	4095 (3.1%)	6382 (7.4%)

614
615
616
617
618

619 **Table 2. Person-time at risk, number of individuals with the outcomes, and incident rates**
 620 **per 1000 person-years for common psychiatric disorders, suicidal behaviours, and**
 621 **premature mortality stratified across individuals exposed to violent victimisation**
 622
 623

	Exposure to violent victimisation	Population size	Person-years at risk (mean)	Number of patients	Incidence rate per 1000 person-years [95% CI]
Depression					
	Unexposed	1,276,215	11,911,650 (9.3)	72,508	6.1 [6.0; 6.1]
	Exposed	127,628	1,102,703 (8.6)	19,125	17.3 [17.1; 17.6]
Anxiety					
	Unexposed	1,276,215	11,847,178 (9.3)	86,834	7.3 [7.3; 7.4]
	Exposed	127,628	1,078,814 (8.5)	24,327	22.5 [22.3; 22.8]
Personality disorder					
	Unexposed	1,276,215	12,241,101 (9.6)	16,613	1.4 [1.3; 1.4]
	Exposed	127,628	1,172,997 (9.2)	7836	6.7 [6.5; 6.8]
Alcohol use disorder					
	Unexposed	1,276,215	12,158,282 (9.5)	28,019	2.3 [2.3; 2.3]
	Exposed	127,628	1,113,927 (8.7)	15,985	14.4 [14.1; 14.6]
Drug use disorder					
	Unexposed	1,276,215	12,213,796 (9.6)	21,900	1.8 [1.8; 1.8]
	Exposed	127,628	1,122,966 (8.8)	16,758	14.9 [14.7; 15.2]
Suicidal behaviours					
	Unexposed	1,276,215	12,179,883 (9.5)	24,435	2.0 [2.0; 2.0]
	Exposed	127,628	1,138,494 (8.9)	12,961	11.4 [11.2; 11.6]
Premature mortality					
	Unexposed	1,276,215	12,340,561 (9.7)	7113	0.6 [0.6; 0.6]
	Exposed	127,628	1,223,737 (9.6)	2806	2.3 [2.2; 2.4]

624

medRxiv preprint doi: <https://doi.org/10.1101/2024.05.08.24307040>; this version posted May 8, 2024. The copyright holder for this preprint (which was not certified by peer review) is the author/funder, who has granted medRxiv a license to display the preprint in perpetuity. It is made available under a [CC-BY 4.0 International license](https://creativecommons.org/licenses/by/4.0/).

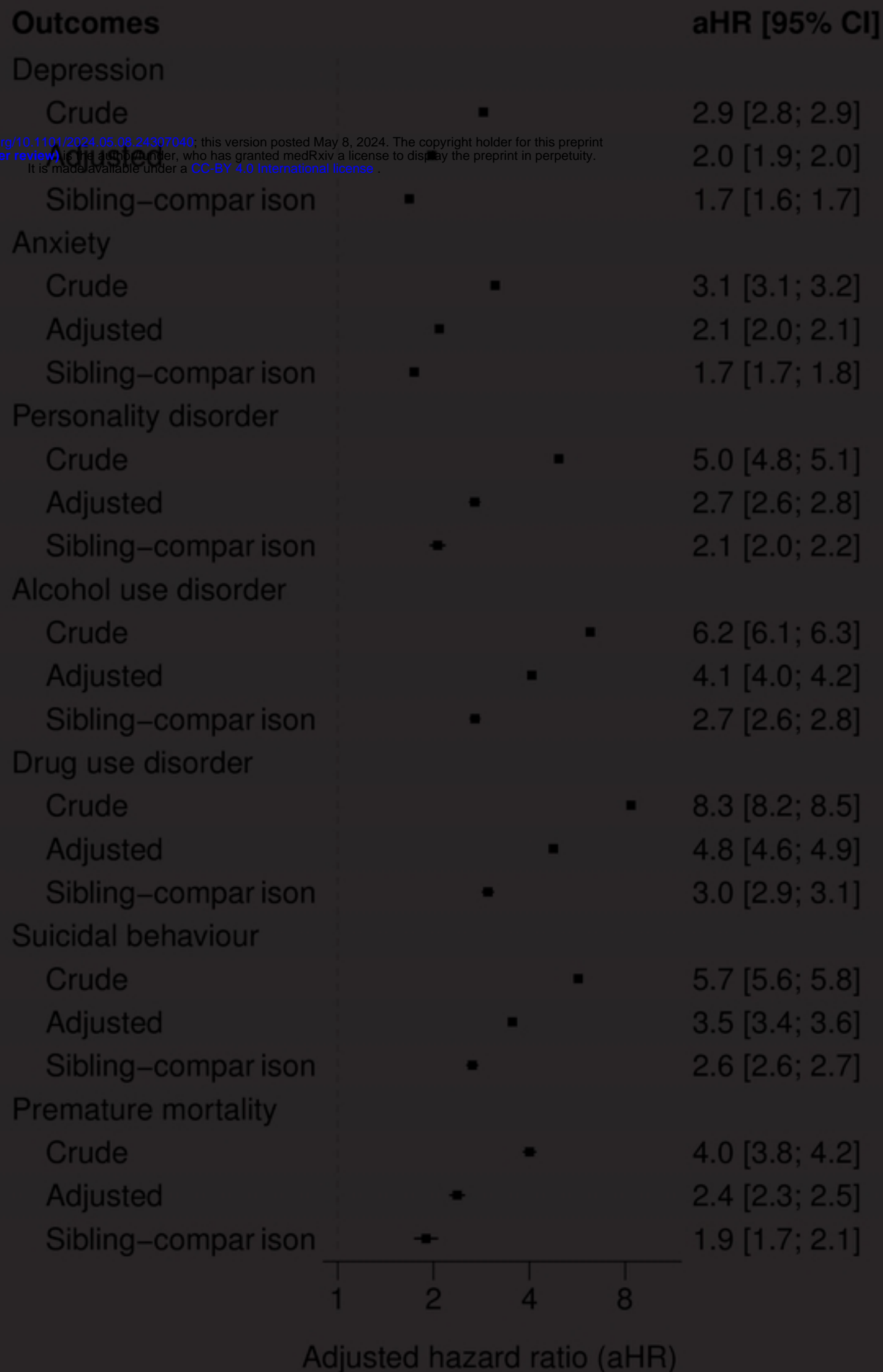


Figure 1

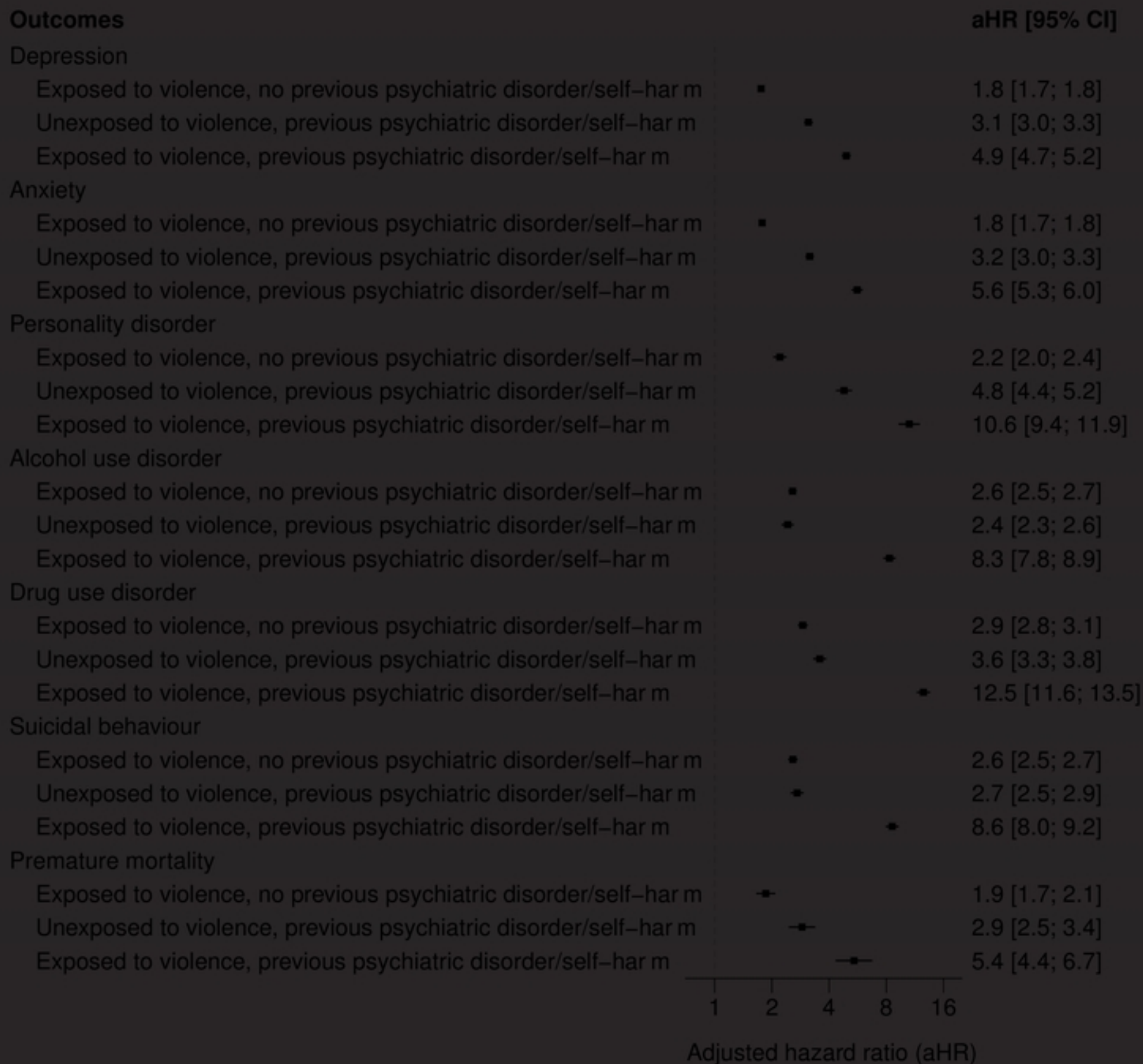


Figure 2




Figure 3