

**Title:** Benchmarking Large Language Models for Extraction of International Classification of Diseases Codes from Clinical Documentation

**Authors:** Ashley Simmons<sup>1#</sup>; Kullaya Takkavatakarn<sup>2,3#</sup>; Megan McDougal<sup>1#</sup>; Brian Dilcher<sup>4</sup>; Jami Pincavitch<sup>5</sup>; Lukas Meadows<sup>6</sup>; Justin Kauffman<sup>7,8</sup>; Eyal Klang<sup>7,8</sup>; Rebecca Wig<sup>9</sup>; Gordon Smith<sup>10</sup>; Ali Soroush<sup>7,8,11</sup>; Robert Freeman<sup>8</sup>; Donald J Apakama<sup>12</sup>; Alexander W Charney<sup>13,14,15,16</sup>; Roopa Kohli-Seth<sup>17</sup>; Girish N Nadkarni<sup>\*2,7,8</sup>; Ankit Sakhuja<sup>\*7, 8, 17</sup>

**Affiliations:**

<sup>1</sup>Department of Human Performance – Health Informatics and Information Management, West Virginia University, Morgantown, WV, USA

<sup>2</sup>Division of Nephrology, Department of Medicine, Icahn School of Medicine at Mount Sinai, New York, NY, USA

<sup>3</sup>Division of Nephrology, Department of Medicine, King Chulalongkorn Memorial Hospital, Chulalongkorn University, Bangkok, Thailand

<sup>4</sup>Department of Emergency Medicine, West Virginia University, Morgantown, WV, USA

<sup>5</sup>Department of Orthopedics, West Virginia University, Morgantown, WV, USA

<sup>6</sup>Department of Radiology and Imaging Sciences, Emory University, Atlanta, GA, USA

<sup>7</sup>Division of Data Driven and Digital Medicine, Department of Medicine, Icahn School of Medicine at Mount Sinai, New York, NY, USA

<sup>8</sup>The Charles Bronfman Institute for Personalized Medicine, Icahn School of Medicine at Mount Sinai, New York, NY, USA

<sup>9</sup>Department of Medicine, The University of Arizona, Tucson, AZ

<sup>10</sup>Department of Epidemiology and Biostatistics, West Virginia University, Morgantown, WV, USA

<sup>11</sup>Division of Gastroenterology, Department of Medicine, Icahn School of Medicine at Mount Sinai, New York, NY, USA

<sup>12</sup>Department of Emergency Medicine, Icahn School of Medicine at Mount Sinai, New York, NY, USA

<sup>13</sup>Department of Psychiatry, Icahn School of Medicine at Mount Sinai, New York, NY, USA

<sup>14</sup>Department of Genetics and Genomic Sciences, Icahn School of Medicine at Mount Sinai, New York, NY, USA

<sup>15</sup>Department of Neuroscience, Icahn School of Medicine at Mount Sinai, New York, NY, USA

<sup>16</sup>Department of Neurosurgery, Icahn School of Medicine at Mount Sinai, New York, NY, USA

<sup>17</sup>Institute for Critical Care Medicine, Icahn School of Medicine at Mount Sinai, New York, NY, USA

**Corresponding Author:**

Ankit Sakhuja, MBBS MS

Division of Data Driven and Digital Medicine,

Department of Medicine

Icahn School of Medicine at Mount Sinai,

New York, NY

Phone: 212-241-6500, Fax: 212-849-2643

Email: [ankit.sakhuja@mssm.edu](mailto:ankit.sakhuja@mssm.edu)

#Equal contribution as first author

\*Equal contribution as senior author

**Keywords:** GPT, Claude, Gemini, Llama, Coding, ICD-10, Large Language Model,  
Human coder

**Word Count:** 2668

## **Abstract:**

**Background:** Healthcare reimbursement and coding is dependent on accurate extraction of International Classification of Diseases- tenth revision – clinical modification (ICD-10-CM) codes from clinical documentation. Attempts to automate this task have had limited success. This study aimed to evaluate the performance of large language models (LLMs) in extracting ICD-10-CM codes from unstructured inpatient notes and benchmark them against human coder.

**Methods:** This study compared performance of GPT-3.5, GPT4, Claude 2.1, Claude 3, Gemini Advanced, and Llama 2-70b in extracting ICD-10-CM codes from unstructured inpatient notes against a human coder. We presented deidentified inpatient notes from American Health Information Management Association Vlab authentic patient cases to LLMs and human coder for extraction of ICD-10-CM codes. We used a standard prompt for extracting ICD-10-CM codes. The human coder analyzed the same notes using 3M Encoder, adhering to the 2022- ICD-10-CM Coding Guidelines.

**Results:** In this study, we analyzed 50 inpatient notes, comprising of 23 history and physicals and 27 progress notes. The human coder identified 165 unique codes with a median of 4 codes per note. The LLMs extracted varying numbers of median codes per note: GPT 3.5: 7, GPT4: 6, Claude 2.1: 6, Claude 3: 8, Gemini Advanced: 5, and Llama 2-70b:11. GPT 4 had the best performance though the agreement with human coder was poor at 15.2% for overall extraction of ICD-10-CM codes and 26.4% for extraction of category ICD-10-CM codes.

**Conclusion:** Current LLMs have poor performance in extraction of ICD-10-CM codes from inpatient notes when compared against a human coder.

## INTRODUCTION

Medical coding is an important part of the United States Healthcare System in the 21<sup>st</sup> century. Healthcare organizations hire and train a substantial workforce proficient in abstracting medical codes from clinical records.<sup>1</sup> This workforce then supports and submits claims for reimbursement adherent to regulatory requirements, handle insurance denials, support research endeavors, aid public health surveillance, and ensure a faithful representation of a patient's medical history in the electronic health records (EHR).<sup>2,3</sup> International Classification of Diseases (ICD) codes developed by the World Health Organization (WHO), are used to document specific diagnostic and procedural information such as medical history, surgical history and problem lists. The ICD codes are currently in their tenth revision (ICD-10).<sup>3</sup> ICD-10-Clinical Modification (ICD-10-CM) is a variant of ICD-10 adopted by the United States Government to add additional detail to the ICD-10 codes developed by WHO with around 68,000 diagnosis codes.<sup>3</sup>

Computerized assistive coding (CAC) technologies are currently used to improve the workflow of medical coding professionals. The American Health Information Management Association (AHIMA) defines CACs as “computer software that automatically generates a set of medical codes for review, validation, and use based upon provider clinical documentation.”<sup>4</sup> Their performance, however, is still far below that of medical coding professionals.<sup>5,6</sup> These CACs are thus used as semi-automated processes that augment human workflows.<sup>4</sup>

Recent studies have also explored the use of CACs powered with natural language processing but have been found wanting in handling of heterogenous,

complex, and ambiguous medical terminology. For example, they struggle with common syntax such as references to instructions for patients to return if certain symptoms occur. The system does not recognize this as a hypothetical situation and will code those mentioned symptoms as if the patient is currently experiencing them.<sup>7</sup>

With the advent of large language models (LLM), there are new opportunities for further refinement of CACs. Our recent work has shown that current LLMs underperform in generating ICD codes when provided with a code description.<sup>8</sup> With potential for applications of LLMs for billing in healthcare, in this study, we sought to benchmark current LLMs for extraction of ICD-CM codes from patient charts against a human coder.

## METHODS

For this study we evaluated multiple commercially available LLMs, including GPT 3.5, GPT 4, Claude 2.1, Claude 3, Gemini Advanced, and Llama 2-70b. With permission from American Health Information Management Association (AHIMA), we used deidentified patient notes from the AHIMA Vlab<sup>9</sup> authentic patient cases for this study. AHIMA VLab is a virtual practice environment for health information education. It includes deidentified authentic patient charts that are used by students for coding exercises, chart analysis, general orientation to medical record forms and indexing.<sup>9</sup> The AHIMA inpatient authentic patient cases are comprised of deidentified patient encounters; however, for our study we used inpatient notes that include a combination of both history-physical and progress notes. The AHIMA authentic patient cases can be accessed through My AHIMA Learning Center, an online portal<sup>9</sup> at <https://myahima.brightspace.com/d2l/home/6681>.

These notes were presented to both the LLM's and the human coder (AS) for extraction of ICD-10-CM codes. The human coder extracted ICD-10-CM codes in for billing purposes as current standard of practice. In addition to mastery level certification, the coder has 11 years of practical experience in medical coding and serves as an Assistant Professor for undergraduate students in a Health Informatics and Information Management Program, specializing in medical coding. We assigned each patient note a random number using 'random' module from Python 3.8.3. This was done to ensure



blinding of the notes from the human coder. We used a standardized prompt for this study - "Please code the following note using the ICD-10 CM inpatient guidelines from 2022". A human coder separately analyzed the same notes and extracted ICD-10-CM code(s) using 3M Encoder<sup>10</sup>, as is standard practice. Applicable 2022 ICD-10-CM Official Coding Guidelines for each note were applied by referring to the 2022 ICD-10-CM coding guidelines<sup>3</sup> specific to inpatient settings. Each note was evaluated individually to ensure that the assigned codes adhere to the official coding guidelines.

## **Statistical Analysis**

We used the proportion of agreement to estimate the agreement between ICD-10-CM codes generated by LLMs and a human coder. This proportion is calculated by dividing the number of identical ICD-10-CM codes by the total number of ICD-10-CM codes identified by LLMs or the human coder for each case. We also calculated Cohen's kappa to evaluate the agreement between LLMs and human coder. The Cohen's kappa indicates a numeric rating of the degree of agreement between two raters, considering the degree of agreement that would be expected by chance.<sup>11</sup> We then evaluated the diagnostic performance of LLMs, compared to a human coder using precision and recall. In addition to comparison to LLMs and human coder in extraction of ICD-10-CM codes, we also assessed the performance of LLMs in extraction of Category ICD-10-CM codes. These are the 3-digit ICD-10-CM codes that identify the general categories of diagnoses. For example, N17 is the category ICD-10-CM code for

Acute Kidney Injury which has further specific ICD-10-CM codes under it. We conducted all analyses using R version 4.2.2.<sup>12</sup>

## RESULTS

We included 50 patient notes in this study. This included 23 history and physicals, and 27 progress notes. The human coder extracted a total of 165 unique ICD-10-CM codes. As shown in **Figure 1A** the number of unique ICD-10-CM codes extracted by LLMs varied from 221 for Gemini Advanced to 658 for Llama 2-70b. The median [IQR] number of ICD-10-CM codes extracted by the human coder was 4 [2-6]. Among the LLMs, the number of ICD-10-CM codes extracted were as follows: GPT3.5: 7 [4-10], GPT4: 6 [4-8], Claude2.1: 6 [4-8], Claude3: 8 [6-10], Gemini Advanced: 5 [5-7], and Llama 2-70b: 11 [7-21]

### Performance

GPT4 achieved the highest percent agreement for ICD-10 code extraction among the LLMs and the human coder at 15.2%, followed by Claude3 (12.7%), GPT3.5 (12.4%), Gemini Advanced (12.2%), Claude2.1 (9.9%), and Llama 2-70b (1.4%) (**Figure 1B**). The Cohen's kappa values were poor, ranging between -0.02 to 0.01, suggesting minimal to no agreement among LLMs when compared to human coder. Subgroup analysis of history and physical notes, as well as progress notes, revealed consistent results in percent agreement between LLMs and the human coder, aligning with the overall analysis (**Figure 1B**). **Table1** shows the ability of LLMs to extract codes

from unstructured clinical notes compared with that of a human certified coding specialist as the gold standard. When focusing solely on the primary diagnosis, Claude3 yielded the best performance with a percent agreement of 26% and a kappa value of 0.25, followed by Claude2.1 (percent agreement 20% and kappa 0.20) and GPT4 (percent agreement 18% and kappa 0.17), respectively (**Table 2**).

### **Category ICD-10-CM codes**

There were 146 unique category ICD-10-CM codes extracted by the human certified coder (**Figure 2A**). **Table 3** demonstrates the performance of category ICD-10 code extraction by LLMs. GPT4 achieved the highest percent agreement at 26.4%, followed by GPT3.5 (23.6%), Claude3 (21.3%), Claude2.1 (20.8%), Gemini Advanced (20.6%), and Llama 2-70b (10%), respectively (**Figure 2B**). The Cohen's kappa values were again poor, ranging between -0.01 to 0.03, suggesting minimal to no agreement among LLMs when compared to human coder. When focusing on the primary diagnosis, Claude2.1 and Claude3 achieved the best performance with a percent agreement of 36% and a kappa value of 0.35, followed by GPT4 (percent agreement 34%, kappa 0.33), and Gemini Advanced (percent agreement 30%, kappa 0.31) (**Table 2**).

## DISCUSSION

In this study we have benchmarked the performance of LLMs in extracting ICD-10-CM codes from narrative documentation in patient charts. We conducted this evaluation using a comparative analysis on the performance of these models against that of a human coder. The LLMs evaluated in this study included GPT-3.5, GPT 4, Claude 2.1, Claude 3, Gemini Advanced, and Llama 2-70b. We found that all evaluated LLMs had poor concordance in extraction of ICD-10-CM codes when compared to a human coder. GPT 4, however, achieved the best performance in both, overall extraction of ICD-10-CM codes and category ICD-10-CM codes. When focusing only on primary diagnosis, Claude 3 showed the best performance across extraction of both overall ICD-10-CM codes and category ICD-10-CM codes. We found similar results with extraction of both, entire ICD-10-CM code and just category ICD-10-CM codes.

Since the introduction of GPT 3.5, there has been a steady interest in exploring the capabilities of LLMs in various areas. Recent studies have shown that GPT 3.5, one of the first LLM models available, achieved a passing score in the United States Medical Licensure Exam (USMLE)<sup>13</sup> and passed two portions of the Bar Exam – evidence and

torts.<sup>14</sup> These are complex examinations that are specific to their professional fields – USMLE for medicine and bar exam for law. USMLE questions span a diverse range of topics in medicine that include clinical medicine, basic science and bioethics. Similarly, passing a Bar Exam requires an in depth understanding of the law and the legal language. The fact that an LLM that has not been trained specifically for this purpose, can perform so well in such specific professional examinations has led to a lot of excitement about the potential of such models.

The LLMs, however, fail to replicate similar performance for more specific tasks. For example, in a study that evaluated the ability of GPT 3.5 to answer questions related to the field of nephrology, the results were much less impressive with only 51% accuracy rate.<sup>15</sup> The authors used questions from Nephrology Self-Assessment Program and Kidney Self-Assessment Program.<sup>16,17</sup> Both of these resources are used to enhance and refresh clinical knowledge in the field of nephrology and for preparation of the American Board of Internal Medicine Nephrology Board Examination. This was way below the passing threshold of 75% for Nephrology Self-Assessment Program and 76% for Kidney Self-Assessment Program. Another recent study that evaluated the performance of LLMs on Nephrology Self-Assessment Program and Kidney Self-Assessment Program found that GPT 4 achieved a much better performance with 73.3% correct answers<sup>18</sup>, still however, below the passing threshold. Performance of Claude 2 and Llama was much worse with only 54.4% and 30.6% correct responses, respectively. Another study that evaluated GPT 3.5's performance on questions from similar resources but with a focus on glomerular diseases, a group of highly specific kidney diseases, found that GPT 3.5's accuracy further dropped down to 45%.<sup>15</sup> LLMs

have shown similar suboptimal performance in self-assessment tests designed for other specialties such as gastroenterology<sup>19</sup>, ophthalmology<sup>20</sup> and urology.<sup>21</sup> Thus, it seems that even though LLMs may perform well with general professional examinations, they do not perform well when more specific knowledge of the field is required.

It is therefore not surprising that LLMs in our study were unable to perform well in the highly specialized task of extracting ICD-10-CM codes from inpatient notes. The training required to become a certified medical coder is complex and includes a comprehensive education in medical terminology, pathophysiology, anatomy and pharmacology, in addition to the coding terminology itself. The coders must learn to parse through the medical records and tease out the right diagnostic codes, while separating out the verbiage that discusses symptomatology or warning signs. It therefore requires an in-depth understanding of ICD-10-CM system, clinical documentation, and a great command of English language.

Our study highlights the limitation of LLMs while extracting ICD-10 CM codes from inpatient notes. While the human coder extracted total 165 unique ICD-10-CM codes, the total of unique ICD-10-CM codes extracted by the LLMs were much higher. Gemini Advanced extracted 221 ICD-10-CM codes - the least amount among the LLMs studied. Claude 2.1 was next and extracted 238 ICD-10-CM codes. This was followed by 268 ICD-10-CM codes with GPT4, 305 with GPT-3.5, 332 with Claude3 and finally 658 ICD-10-CM codes with Llama 2-70b – the highest number of them all. The increased code count assigned by these models was a result of the LLMs' inability to distinguish symptom codes from diagnosis codes as established in the ICD-10 CM Official Coding Guidelines. The guidelines state that conditions and signs or symptoms

included in categories R00-R94 consist of cases for which no more specific diagnosis can be made even after all the facts bearing on the case have been investigated, and in cases in which a more precise diagnosis was not available for any other reason.<sup>3</sup> For example, the sign and symptom codes for chest pain, cough, fatigue, nausea and vomiting within ICD-10 code categories R00-R94 were generated for one specific case, in addition to a precise diagnosis code for upper respiratory infection. Because there was a precise diagnosis code for the upper respiratory infection, the sign and symptom codes were not necessary, therefore leading to an inflated code count.

Additionally, the LLMs often failed to accurately identify all the secondary diagnoses for those cases or assigned additional diagnoses without available supporting clinical documentation. In one notable instance, the LLM identified elevated sodium levels listed within the lab results and assigned the diagnosis code E87.0 (hyperosmolality and hypernatremia) without any corresponding physician documentation to validate the diagnosis. This is an example of the LLM disregarding the coding guidelines outlined in Section I. A. 19, which emphasizes that diagnosis codes should be assigned solely based on the diagnostic statements provided by the healthcare provider within the notes, rather than relying on the clinical criteria used by the provider to establish the diagnosis (i.e. lab values).<sup>3</sup>

The identified trend in the LLM code assignments sequencing further suggests that the systems arranged the codes based on numerical order as abstracted directly from the clinical notes provided, rather than prioritizing the codes based on hierarchical

coding guidance. This also emphasizes the limitations in LLMs understanding of the hierarchy involved in coding sequencing.

Our results are consistent with prior literature showing mediocre performance of LLMs when working with ICD codes. Spark NLP, a much smaller NLP model, has shown much better performance in extraction of ICD-10-CM codes in comparison to GPT 3.5 and GPT 4.<sup>22</sup> In comparison to a success rate of 76% achieved by Spark NLP, the overall accuracies of GPT 3.5 and GPT 4 were only 26% and 36%, respectively. Recent literature has shown that LLMs struggle to generate diagnosis when provided with ICD codes.<sup>23</sup> Our recent work has further shown that LLMs have difficulty in generating billing codes when providing code descriptions.<sup>8</sup> Among GPT 3.5, GPT 4, Gemini Advanced and Llama 2-70b, we found that GPT 4 had the best performance to generate ICD-10-CM codes when provided with code descriptions. The performance will still be poor at only 33.9% match rate. We found similar results in this study where GPT 4 had the best, albeit still poor performance in extraction of ICD-10-CM codes when compared against a human coder. Our current work builds systematically on the evolving LLM literature and benchmarks their performance against that of a human coder. As human coders are used by hospitals for extraction of ICD codes as current standard of practice, this study provides an effective benchmark for future LLM research in this highly specialized area.

Though our study provides important insights into the performance of LLMs for extraction of ICD-10-CM codes, it is important to interpret these results while understanding the limitations of the study. We only investigated extraction of ICD-10-



CM codes based on inpatient notes and the results are therefore not generalizable to extraction of ICD-10-CM codes based on outpatient notes or to extraction of ICD-10 procedure codes. As our goal was to benchmark the performance of LLMs to that of a human coder, we used a standardized prompt to generate responses. It is important to acknowledge that utilization of different prompts can elicit differing responses. Our study also does not utilize retrieval augmented generation, which could potentially further enhance the performance of LLMs.

In summary, our study benchmarks the performance of LLMs in the highly specialized task of extraction of ICD-10-CM codes from inpatient notes, against a human coder. Although GPT 4 exhibited the highest overall performance in ICD-10-CM code extraction, it still fell short. Future investigations should focus on advanced prompt engineering, incorporating retrieval augmented generation and fine-tuning models to enhance the performance of LLMs ICD-10-CM extraction.

**Acknowledgements:** AHIMA VLab for permission to use the deidentified inpatient notes for the study.

**Funding:** This study was supported by NIH/NIDDK grant 7K08DK131286 (AS)

**Competing Interests:** GNN is a founder of Renalytix, Pensieve, Verici and provides consultancy services to AstraZeneca, Reata, Renalytix, Siemens Healthineer and Variant Bio, serves a scientific advisory board member for Renalytix and Pensieve. He also has equity in Renalytix, Pensieve and Verici. All remaining authors have declared no conflicts of interest.

## References

1. MEDICAL BILLER CODER DEMOGRAPHICS AND STATISTICS IN THE US. Zippia. Accessed 9/22, 2023. <https://www.zippia.com/medical-biller-coder-jobs/demographics/>
2. AHIMA. Certified Coding Specialist. AHIMA. 2023. <https://www.ahima.org/certification-careers/certification-exams/ccs/>
3. Services CfMM. ICD-10-CM Official Guidelines for Coding and Reporting. Updated 2022. Accessed 10/09/2023, 2023. <https://www.cms.gov/files/document/fy-2022-icd-10-cm-coding-guidelines-updated-02012022.pdf>
4. Campbell S, Giadresco K. Computer-assisted clinical coding: A narrative review of the literature on its benefits, limitations, implementation and impact on clinical coding professionals. *Health Information Management Journal*. 2020;49(1):5-18. doi:10.1177/1833358319851305
5. AN N, D T, M K, et al. Computer-Assisted Diagnostic Coding: Effectiveness of an NLP-based approach using SNOMED CT to ICD-10 mappings. *AMIA Annu Symp Proc*. 2018 Dec 5 2018;2018:807-816.
6. Stanfill HM, Marc TD. Health Information Management: Implications of Artificial Intelligence on Healthcare Data and Information Management. *Yearbook of Medical Informatics*. 2019;28(01):056-064. doi:10.1055/s-0039-1677913

7. Perera S, Sheth A, Thirunarayan K, Nair S, Shah N. Challenges in understanding clinical notes. Proceedings of the 2013 international workshop on Data management & analytics for healthcare - DARE '132013.
8. Soroush A, Glicksberg Benjamin S, Zimlichman E, et al. Large Language Models Are Poor Medical Coders — Benchmarking of Medical Code Querying. *NEJM AI*. 0(0):Aldbp2300040. doi:10.1056/Aldbp2300040
9. *AHIMA VLAB*. 2023. Accessed 6/26/23. <https://myahima.brightspace.com/>
10. *3M*. AHIMA; 2023. Accessed 6/26/23. <https://myahima.brightspace.com>
11. McHugh M. Interrater reliability: the kappa statistic. *Biochem Med (Zagreb)*; 2012.
12. *RStudio*. Version R version 4.2.2 <http://www.rstudio.com/>
13. United State Medical Licensing Examination Accessed 12/8/23, USMLE.org
14. Bommarito MJ, Katz DM. GPT Takes the Bar Exam. SSRN2022.
15. J M, C T, W. C. Assessing the Accuracy of ChatGPT on Core Questions in Glomerular Disease. *Kidney Int Rep*; 2023.
16. Nephrology ASo. Kidney Self-Assessment Program. <https://www.asn-online.org/education/ksap/>
17. nephSAP. Nephrology Self-Assessment Program. <https://nephsap.org/>
18. Wu S, Koo M, Blum L, et al. Benchmarking Open-Source Large Language Models, GPT-4 and Claude 2 on Multiple-Choice Questions in Nephrology. *NEJM AI*. 2024/01/25 2024;1(2):Aldbp2300092. doi:10.1056/Aldbp2300092
19. K S, S G, AJ. T. Chat Generative Pretrained Transformer Fails the Multiple-Choice American College of Gastroenterology Self-Assessment Test. *Am J Gastroenterol*; 2023.
20. A M, MM P, RH M. Performance of an Artificial Intelligence Chatbot in Ophthalmic Knowledge Assessment. *JAMA Ophthalmol*; 2023.

21. NA D, R T. ChatGPT Performance on the American Urological Association Self-assessment Study Program and the Potential Influence of Artificial Intelligence in Urologic Training. 2023.
22. Kocaman V. Comparing Spark NLP for Healthcare and ChatGPT in Extracting ICD10-CM Codes from Clinical Notes. Accessed 4/20/2024, 2024.  
<https://www.johnsnowlabs.com/comparing-spark-nlp-for-healthcare-and-chatgpt-in-extracting-icd10-cm-codes-from-clinical-notes/>
23. A. SL, Timothy L. Do Large Language Models understand Medical Codes?

**Table 1. Performance of LLMs for the ICD-10-CM code extraction compared to certified coding specialist**

	All notes	History and Physical notes	Progress notes
<b>GPT3.5</b>			
Kappa	0.01	0.02	-0.01
Precision	0.17	0.18	0.16
Recall	0.31	0.30	0.31
<b>GPT4</b>			
Kappa	0.01	0.02	-0.01
Precision	0.21	0.23	0.19
Recall	0.35	0.37	0.33
<b>Claude2.1</b>			
Kappa	-0.02	-0.02	-0.01
Precision	0.15	0.16	0.14
Recall	0.22	0.21	0.24
<b>Claude3</b>			
Kappa	-0.01	0.01	-0.02
Precision	0.16	0.19	0.14
Recall	0.36	0.40	0.32
<b>Gemini Advanced</b>			
Kappa	-0.02	-0.02	0.01
Precision	0.19	0.21	0.18

<b>Recall</b>	0.25	0.27	0.24
<b>Llama 2-70b</b>			
<b>Kappa</b>	-0.02	0.01	-0.02
<b>Precision</b>	0.02	0.03	0.01
<b>Recall</b>	0.07	0.08	0.06

**Table 2. Agreement between LLMs and certified coding specialist for the primary diagnosis ICD-10-CM and category ICD-10-CM code extraction**

LLMs	All ICD-10-CM codes		Category ICD-10-CM codes	
	Percent Agreement	Kappa	Percent Agreement	Kappa
<b>GPT3.5</b>	14 %	0.10	28 %	0.28
<b>GPT4</b>	18 %	0.17	34 %	0.33
<b>Claude2.1</b>	20 %	0.20	36 %	0.35
<b>Claude3</b>	26 %	0.25	36 %	0.35
<b>Gemini Advanced</b>	14 %	0.14	30 %	0.31
<b>Llama 2-70b</b>	8 %	0.04	20 %	0.20

**Table 3 Performance of LLMs for the category ICD-10-CM code extraction compared to certified coding specialist**

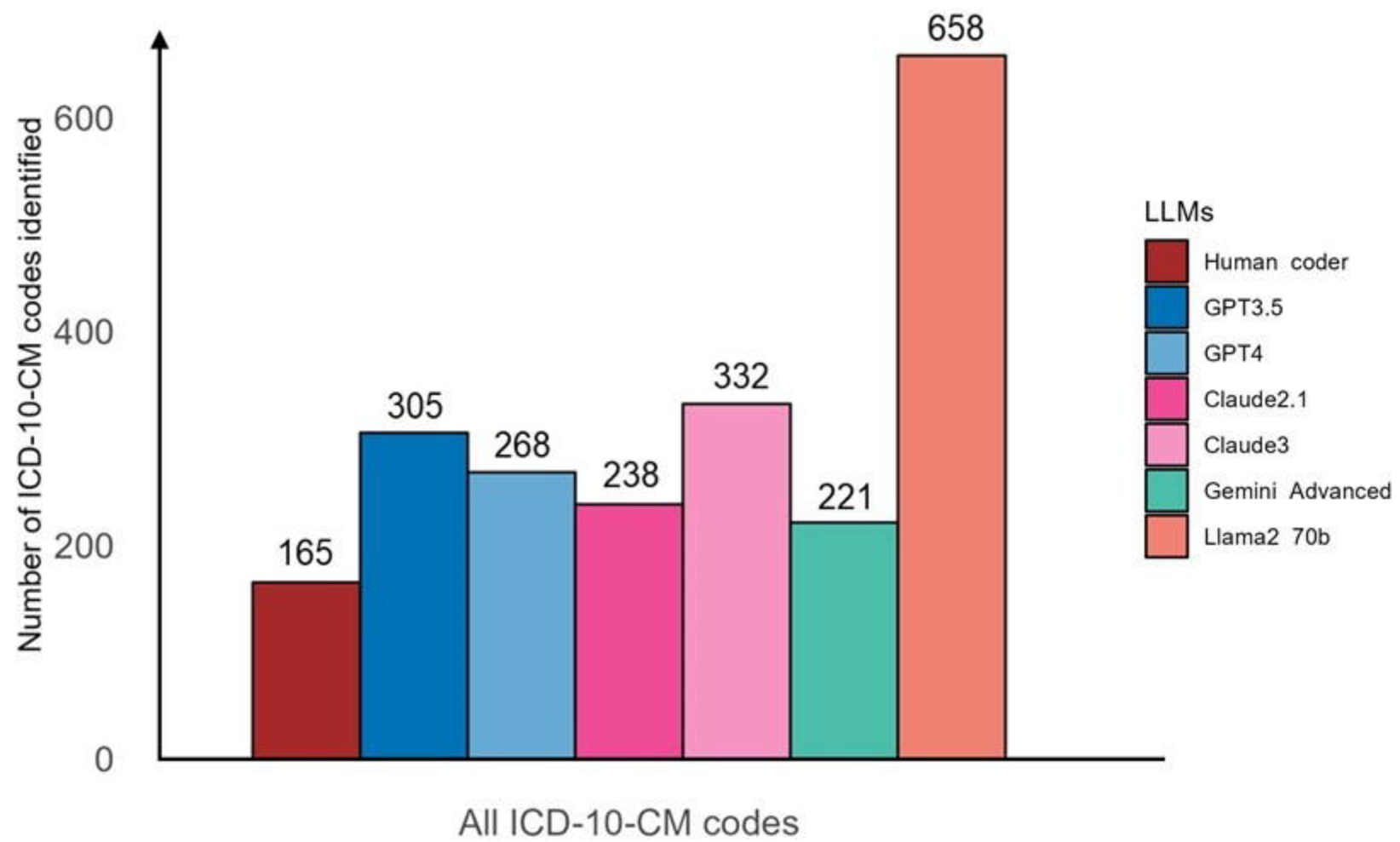
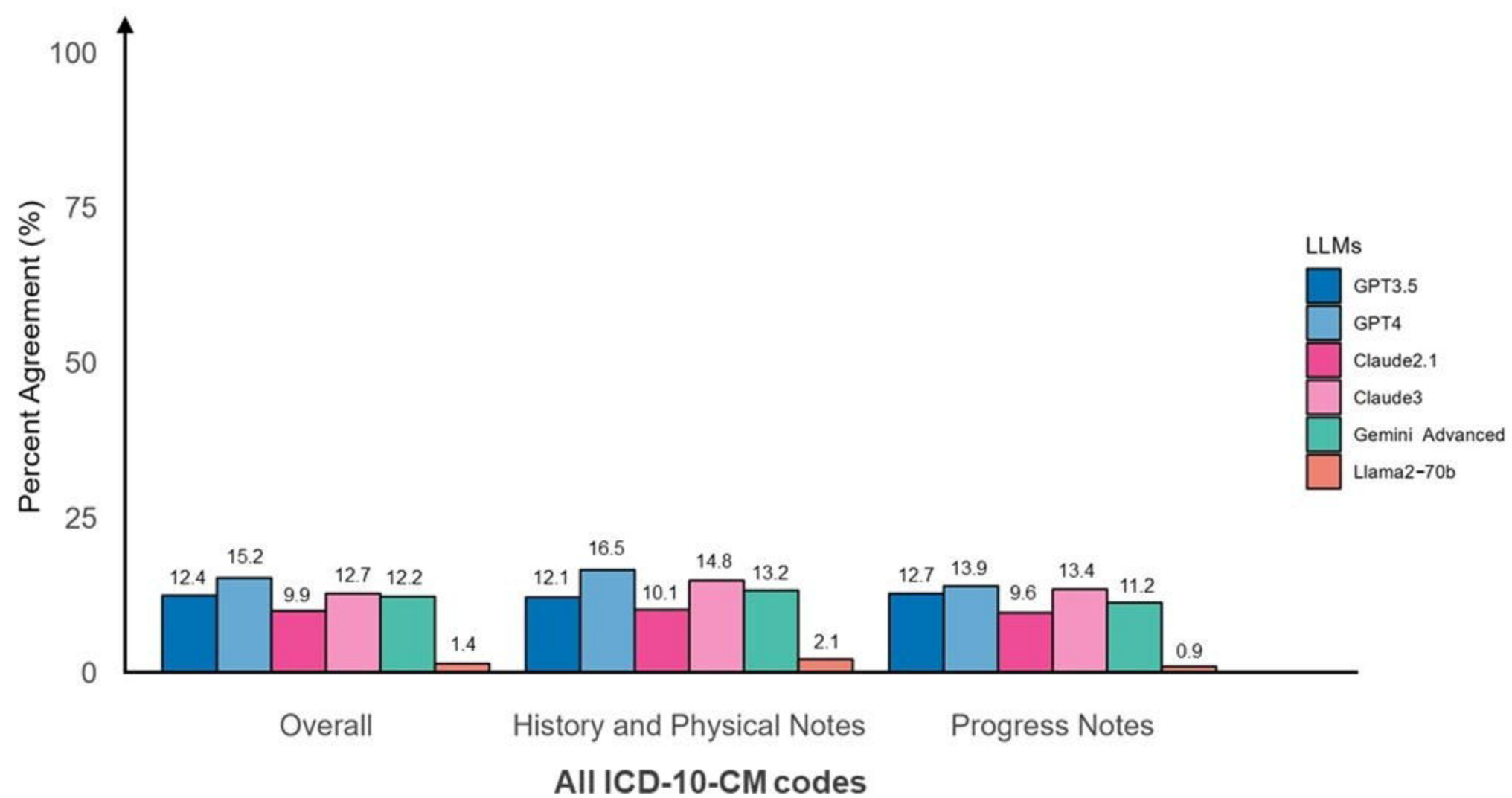
	All notes	History and Physical notes	Progress notes
<b>GPT3.5</b>			
Kappa	0.02	0.01	-0.01
Precision	0.31	0.29	0.32
Recall	0.51	0.52	0.5
<b>GPT4</b>			
Kappa	0.03	0.01	0.02
Precision	0.34	0.35	0.33
Recall	0.55	0.56	0.55
<b>Claude2.1</b>			
Kappa	-0.01	0.01	-0.02
Precision	0.29	0.32	0.26
Recall	0.43	0.41	0.44
<b>Claude3</b>			
Kappa	-0.01	-0.01	0.01
Precision	0.26	0.30	0.22
Recall	0.53	0.58	0.49
<b>Gemini Advanced</b>			
Kappa	-0.01	-0.01	0.02
Precision	0.31	0.35	0.26
Recall	0.39	0.44	0.34
<b>Llama 2-70b</b>			
Kappa	-0.01	0.01	-0.01
Precision	0.13	0.15	0.12
Recall	0.29	0.30	0.28



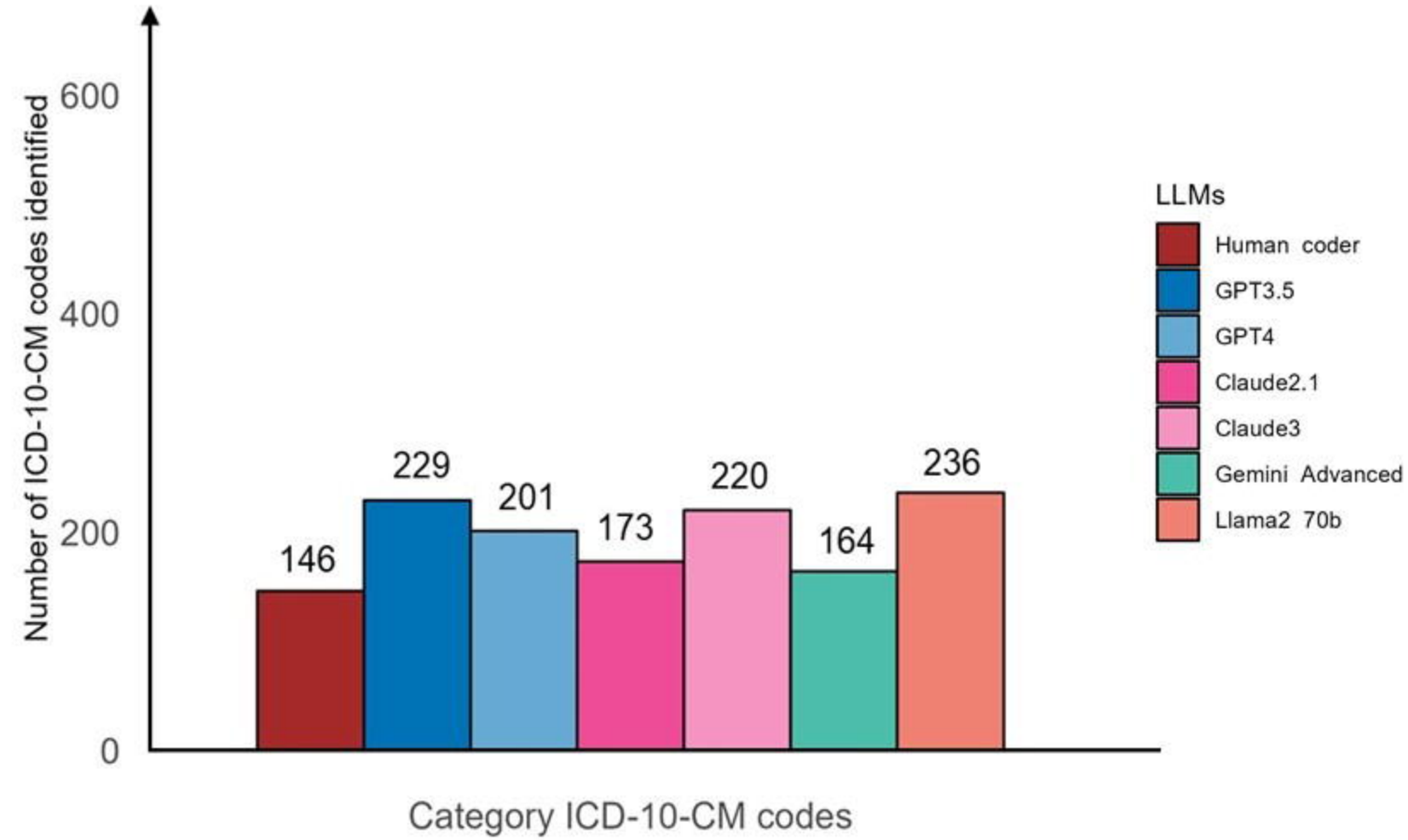
## **Figure Legends:**

**Figure 1.** Number of ICD-10-CM codes identified (1A). Percentage agreement between individual LLMs and human coder in extraction of ICD-10-CM codes (1B)

**Figure 2.** Number of category ICD-10-CM codes identified (2A). Percentage agreement between individual LLMs and human coder in extraction of category ICD-10-CM codes (2B)

**1A****1B**

2A



2B

