

1 **Assessing the value and knowledge gains from an online tick identification and tick-borne**
2 **disease management course for the Southeastern United States.**

3

4 Catherine A. Lippi^{1,2}, Holly D. Gaff³, Alexis L. White⁴, and Sadie J. Ryan^{*1,2}

5

6 ¹ Quantitative Disease Ecology and Conservation (QDEC) Lab Group, Department of
7 Geography, University of Florida, Gainesville, FL, USA

8 ² Emerging Pathogens Institute, University of Florida, Gainesville, FL, USA

9 ³ Department of Biological Sciences, Old Dominion University, Norfolk, VA, USA

10 ⁴ Vector-borne Disease Eco-epidemiology and Control Lab, Department of Biological Sciences,
11 University of Rhode Island, Kingston, RI, USA

12 *Correspondence to: sjryan@ufl.edu

13

14 **Abstract**

15 **Background:** Tick-borne diseases are a growing public health threat in the United States.
16 Despite the prevalence and rising burden of tick-borne diseases, there are major gaps in baseline
17 knowledge and surveillance efforts for tick vectors, even among vector control districts and
18 public health agencies. To address this issue, an online tick training course (OTTC) was
19 developed through the Southeastern Center of Excellence in Vector-Borne Diseases
20 (SECOEVBD) to provide a comprehensive knowledge base on ticks, tick-borne diseases, and
21 their management.

22 **Methods:** The OTTC consisted of training modules covering topics including tick biology, tick
23 identification, tick-borne diseases, and public health, personal tick safety, and tick surveillance.
24 The course was largely promoted to vector control specialists and public health employees
25 throughout the Southeastern US. We collected assessment and survey data on participants to
26 gauge learning outcomes, perceptions of the utility of knowledge gained, and barriers and
27 facilitators to applying the knowledge in the field.

28 **Results:** The OTTC was successful in increasing participants' baseline knowledge across all
29 course subject areas, with the average score on assessment increasing from 62.6% (pre-course) to
30 86.7% (post-course). More than half of participants (63.6%) indicated that they would definitely
31 use information from the course in their work. Barriers to using information identified in the
32 delayed assessment included lack of opportunities to apply skills (18.5%) and the need for
33 additional specialized training beyond what the OTTC currently offers (18.5%), while the main
34 facilitator (70.4%) for applying knowledge was having opportunities at work, such as an existing
35 tick surveillance program.

36 **Conclusions:** Overall, this OTTC demonstrated capacity to improve knowledge in a necessary
37 and underserved public health field, and more than half of participants use or plan to use the
38 information in their work. The geographic reach of this online resource was much larger than
39 simply for the Southeastern region for which it was designed, suggesting a much broader need
40 for this resource. Understanding the utility and penetrance of training programs such as these is
41 important for refining materials and assessing optimal targets for training.

42

43 **Keywords:** tick-borne diseases; public health knowledge; tick identification; knowledge
44 assessment

45

46 **Background**

47 Tick-borne diseases (TBDs) are increasingly recognized as a growing public health threat in the
48 United States, where reported cases of TBDs like Lyme disease and spotted fever group
49 rickettsiosis (SFGR) have sharply increased in recent decades [1–3]. Further, recent range
50 expansions and introductions of medically important tick vectors, along with the emergence and
51 discovery of novel tick-borne pathogens, underscore the increasing public health burden of
52 TBDs [4, 5]. Despite the increased attention from public health agencies in recent years, TBDs in
53 the United States likely remain substantially underreported [6, 7]. Underreporting can arise due
54 to a variety of factors, often in combination. Constraints such as limitations in diagnostic tools or
55 surveillance capabilities, non-specific clinical presentations, or asymptomatic cases, can stymie
56 case reporting and diagnostics at the point of care. Despite the serious health implications of
57 TBDs, cases may go undiagnosed by clinicians unfamiliar with TBD risk factors and case
58 pathologies. Knowledge gaps among public health professionals can also pose a major obstacle
59 for both tick and TBD surveillance and prevention efforts. Establishing baseline TBD knowledge
60 in frontline workers is all the more crucial now, given the increasing burden and geographic
61 range of many notable TBDs [8].

62

63 In the Southeastern United States, TBDs pose substantial risk to public health; diseases like
64 SFGR, ehrlichiosis, and increasingly Lyme disease [9] are reported. Medically important ticks in
65 this region include the lone star tick (*Amblyomma americanum*), Gulf Coast tick (*Amblyomma*
66 *maculatum*), American dog tick (*Dermacentor variabilis*), brown dog tick (*Rhipicephalus*
67 *sanguineus*), and the blacklegged tick (*Ixodes scapularis*) [10]. Ticks are also implicated in the
68 spread of diseases with unknown etiology, like southern tick-associated rash illness (STARI) [11,

69 12], or trigger alpha-gal syndrome (AGS), an allergic response that can develop from exposure to
70 tick bites [13]. Thus, the regional needs of the Southeastern US, in terms of both TBD and tick
71 identification knowledge may differ from e.g. the Northeastern US, which has a necessary focus
72 on diseases caused by *I. scapularis* associated pathogens (e.g., Lyme disease).

73

74 Although there have been major advances in efforts to estimate risk and control tick populations,
75 preventing tick bites remains the primary means of reducing exposure to tick-borne pathogens.

76 Identification of risky activities and the adoption of appropriate personal protection behaviors
77 can effectively reduce individual exposures to tick bites [14]. Unfortunately, basic knowledge of
78 ticks and preventive behaviors are often limited, even among public health professionals, and

79 locally targeted surveillance programs to inform risk may be lacking [15–19]. To address these

80 gaps, efforts to improve general knowledge of ticks and TBDs in the United States have been

81 spearheaded by the Centers for Disease Control and Prevention (CDC). These include

82 educational workshops, online and printed guides to TBDs written for healthcare professionals,

83 supporting the expansion of state-level tick surveillance efforts, and promoting research

84 innovations through several regional Centers of Excellence (COEs) in Vector-Borne Diseases

85 [18, 20]. In 2020, the Southeastern Center of Excellence in Vector-Borne Diseases

86 (SECOEVBD) began developing an Online Tick Training Course (OTTC), comprising a series

87 of educational modules on ticks, tick management, and TBD risk and prevention. While openly

88 accessible, these materials were expressly developed to provide foundational knowledge on ticks

89 and TBDs for public health and vector control professionals. In order to ensure that the course

90 was both useful in increasing knowledge, and to assess the utility of that knowledge gain for

91 participants, evaluation and assessment components were explicitly included in its development.

92 Here, we summarize the outcomes from the first round of assessment (May 2021-December
93 2022) of the OTTC.

94

95 **Methods**

96 ***Online training course*** – The Online Tick Training Course (OTTC) was developed
97 cooperatively by the SECOEVBD, University of Florida, and Old Dominion University. The
98 course consists of seven online modules, delivered through the UF Institute of Food and
99 Agricultural Sciences (UF IFAS) Extension Canvas interface. The modules cover a variety of
100 topics, including tick biology and identification, tick surveillance and control, tick-borne
101 diseases, public health, and tick personal protective behaviors and bite prevention.

102

103 While the OTTC is freely available to the public, the course was promoted through vector
104 control and public health agencies throughout the Southeastern United States. To incentivize the
105 participation of active public health and vector control employees, participants who completed
106 the OTTC were eligible to receive Continuing Education Units (CEUs), which are needed to
107 maintain professional certifications with the Florida Department of Agriculture and Consumer
108 Services (FDACS) and the California Department of Public Health or other state organizations
109 with prior approval.

110

111 ***Course evaluations*** – The study protocol and survey tools were reviewed and approved by the
112 Institutional Review Board (IRB) at the University of Florida (IRB 202100687). Participants
113 who enrolled in the OTTC were recruited for this study and were given informed consent
114 materials and the option to opt-in the course assessment study prior to starting online training

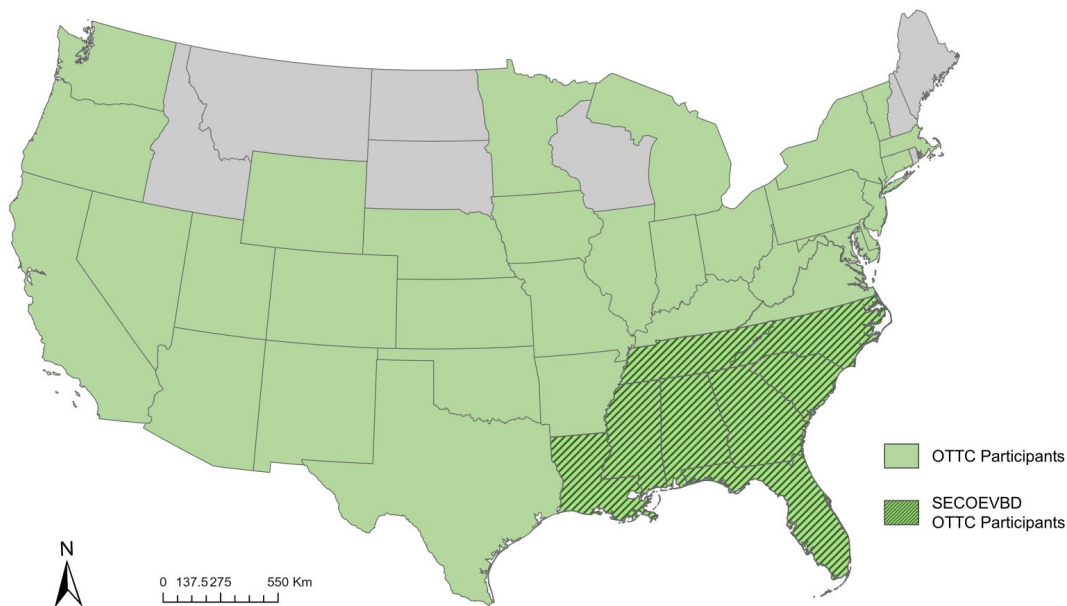
115 modules. Four survey tools were used to collect data on participant outcomes to evaluate the
116 impact of the OTTC. These included a pre-course assessment, a post-course assessment, an
117 immediate post-course student evaluation survey, and a delayed course evaluation survey. The
118 pre-course and post-course assessment tools consisted of nine questions, related to topics
119 covered in the OTTC (tick biology and identification, n=4; tick-borne diseases, n=2; safe tick
120 removal, n=1; and public health and surveillance, n=2). The pre-course assessment was
121 administered after informed consent was obtained, and before participants started any training
122 materials, and the post-course assessment was delivered to participants immediately after
123 successful completion of the OTTC. The post-course student survey was also delivered to
124 participants at the end of the OTTC, and featured questions on perceived knowledge gained,
125 intent to use knowledge, and facilitators and barriers to use (S2 Table). Delayed course
126 assessments were administered approximately six months after successful completion of the
127 OTTC and consisted of questions on how participants applied course content in their occupation,
128 elements of the course participants found useful, barriers to applying course content, and open
129 text fields for users to expand on answers. Participants who opted-in were contacted via email
130 and provided a link to the assessment tool via the Qualtrics platform (<https://www.qualtrics.com>,
131 Provo, UT, USA).

132

133 Survey responses for respondents were recorded and summarized to show trends in baseline
134 knowledge, the immediate impact of the OTTC, and long-term utility and retention of knowledge
135 from the course. We used a paired sample sign test to assess statistical differences in pre-course
136 and post-course testing outcomes [21]. All statistical analyses were performed in R (ver. 4.1.2),
137 and data visualizations were conducted in R and ArcGIS Pro (ver. 3.1.0).

138 **Results**

139 Participation in the OTTC – A total of 457 participants signed up to take the OTTC in the
140 program’s initial launch (May 2021 through December 2022). There were 319 of these
141 participants who opted into the OTTC assessment study and of these, 317 (99.4%) completed the
142 pre-course assessment. A total of 255 (79.9%) participants who opted into the study also
143 completed the post-course assessment and successfully finished the OTTC. Participants were
144 primarily located throughout the Southeastern United States. While OTTC training was
145 developed and promoted for stakeholders in the Southeastern US, we also found high user
146 engagement throughout the continental US, particularly in California (Fig. 1).



147
148 Fig. 1. States in the continental US where OTTC participants were located. Dark green hash
149 indicates states represented by the Southeastern Center of Excellence in Vector-Borne Diseases
150 (SECOEVBD) at the time of the OTTC launch.
151

152 There was also a small number of international OTTC participants who accessed the course from
153 countries including Australia, Brazil, Canada, Ecuador, India, Japan, Mexico, Nigeria, Pakistan,
154 and the United Kingdom.

155 Participants in the OTTC represented a variety of professional roles within pest management and
156 vector control. The majority (66.4%) of enrollees indicated that the OTTC was either “very” or
157 “extremely” relevant to their current line of work. Many participants in the OTTC (37.2%)
158 indicated that they worked in vector control. Under one quarter (20.2%) of all vector control
159 professionals indicated that they were certified operators and 7.5% were supervisors of
160 technicians. Over one quarter (27.7%) of participants self-identified as working in the public
161 health field, which included state health department employees, epidemiologists, environmental
162 scientists, and public health entomologists. Over one third (38.3%) of participants indicated that
163 they were directly involved in tick surveillance or control in some capacity, and 13.8% focused
164 on human surveillance of TBDs. Many respondents (28.5%) answered that their working unit or
165 agency was not directly involved or connected with tick control or surveillance, where some
166 noted that while ticks were of interest, resources were predominantly dedicated to mosquito
167 control. Many participants were also connected with academic institutions, either through
168 involvement in research activities (8.7%), or as students (14.6%). Fields with relatively lower
169 representation included military (2.8%), veterinary surveillance and agricultural agencies (0.8%),
170 and medical providers and clinicians (0.4%). A small percentage (1.2%) of participants were not
171 professionally associated with public health, vector control, or research, but rather, were
172 members of the general public who wanted to learn more about ticks, or who were concerned
173 about tick activity in their communities or on their property.

174

175 ***Pre-Course and Post-Course Assessment*** – The pre-course assessment survey was used to
176 establish baseline knowledge of participants on tick biology and control before accessing OTTC
177 materials. The majority of participants who opted into the study completed the pre-course

178 assessment (n=317). The mean pre-course test score for participants who completed the course
179 (n=255) was 62.6%, with most participants (> 50%) incorrectly answering questions on larval
180 and nymphal tick characteristics, and how to determine the sex of ticks. The majority of
181 participants (94.5%) were able to correctly identify the best method for tick removal (i.e., using
182 fine-tipped tweezers or a tick removal tool) before taking the OTTC. Participants also had fair
183 knowledge of early TBD symptoms (75.6%), efficacy of control methods across tick species and
184 life stages (85.9%), and the general lack of tick surveillance data for public health (82.0%). The
185 majority of participants (79.9%) completed the OTTC and post-course assessment (n=255).
186 Testing outcomes improved significantly upon completion of the OTTC, where the average post-
187 course assessment score was 86.7%, and paired scores for each question were significantly
188 higher (Table 1, Fig. 2).

189

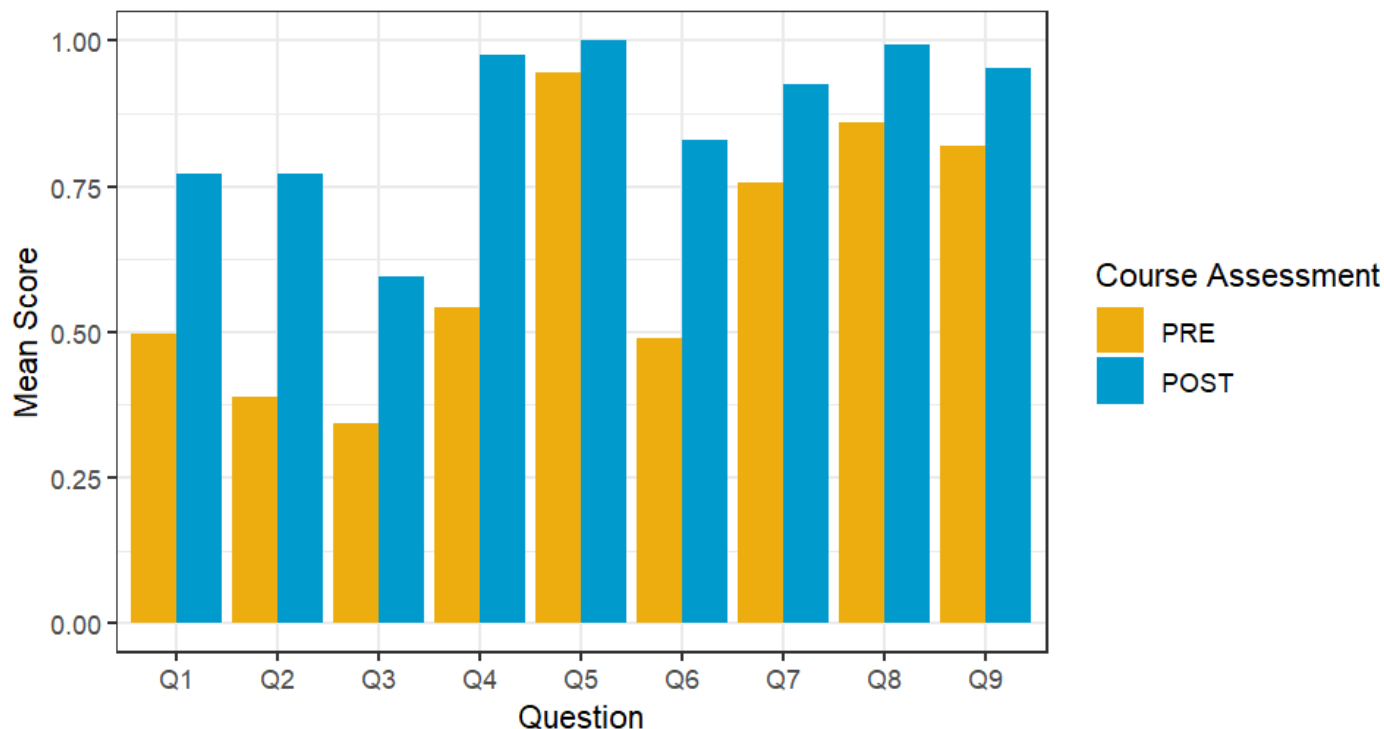
190 **Table 1.** Questions (Q) and paired outcomes for the OTTC pre-course (PRE, n=255) and post-
191 course (POST, n=255) assessment.

Q	PRE	POST	p-value
1 Larvae have (select all that apply)	49.8%	77.30%	< 0.0001
2 You can tell the difference between male and female nymphs with a microscope (T/F)	38.8%	77.30%	< 0.0001
3 To determine the sex and life stage of the tick (select all that apply)	34.2%	59.60%	< 0.0001
4 Which is true regarding Lyme disease?	54.1%	97.60%	< 0.0001
5 That best way to remove a tick from yourself is	94.5%	100%	< 0.0001
6 Ticks find hosts through which of the following (select all that apply)	48.8%	82.90%	< 0.0001
7 Common symptoms of the early stages of nearly all tick-borne diseases include (select all that apply)	75.6%	92.40%	< 0.0001
8 All tick control methods have the same efficacy on all tick species and life stages (T/F)	85.9%	99.20%	< 0.0001
9 There is a lack of tick data because fewer than half of public health entities fund any work related to tick surveillance (T/F)	82.0%	95.30%	< 0.0001

192 While there was no single question that the majority of participants answered incorrectly in the
193 post-course survey, the lowest scoring question (59.6%) was a multiple answer format
194 knowledge question (i.e., “select all that apply”) on ways to determine the sex and life stage of
195 ticks. Participants scored very high (>92%) on five questions in the survey, including questions
196 on Lyme disease risk, tick removal, TBD symptoms, tick control methods, and lack of tick
197 surveillance data. The largest gains in knowledge (i.e., pre-course versus post-course scoring)
198 were seen on questions related to tick biology and identification (Q1-Q3, Q6), and one question
199 on Lyme disease (Q4) (Fig. 2).

200

201 ***Student Survey of Course Materials*** – At the conclusion of the course, most participants
202 (63.6%) felt that they would definitely use what they learned in the OTTC in their work.
203 Overwhelmingly (97.6%), participants felt that the course had an appropriate balance of lectures
204 and interactive training materials, and most participants (62.8%) had no suggestions for further
205 improvement to the OTTC. In open text responses, the use of images, videos, and interactive
206 quizzes were consistently identified as successful elements that facilitated learning and
207 comprehension of content. Some suggestions for course improvement repeatedly mentioned in
208 open text responses included the addition of printable materials to summarize and review course
209 content and printable booklets on tick identification for use in the field. Inclusion of a module on
210 molecular techniques and diagnostic tools for TBDs was also suggested as a potential addition to
211 future iterations of the training.



212

213 **Fig. 2.** Comparison of average paired scores on questions from participants (n=255) who
214 completed both the pre-course (orange) and post-course (blue) OTTC assessments.
215

216 **Delayed Course Assessment** – Fifty-four (16.9%) participants who completed the OTTC also
217 completed the delayed course assessment. Eighteen (33.3%) participants indicated that the
218 information learned in the OTTC was used frequently in their work, while the majority (59.3%,
219 n=32) of participants responded that the training was used in their work to some extent. Few
220 participants (7.4%) did not use information from the OTTC in their work at all. Participants were
221 asked to identify which information from the OTTC was most used in their jobs. While
222 responses varied, tick biology and ecology (40.7%), tick identification (33.3%), public health
223 surveillance (22.2%), and TBD transmission (7.4%) were commonly identified as the most
224 useful applied information. A small number of individuals (2.1%) additionally noted that they
225 were leveraging information learned in the OTTC to help develop and improve content for
226 university courses or agency outreach programs. The majority also stated that having

227 opportunities to apply what was learned (70.4%), having time to apply course concepts (53.7%),
228 and having reminders of key concepts and skills (50%) were major factors that facilitated the use
229 of course information and concepts in their work. Having necessary resources (42.6%) and the
230 support of colleagues (33.3%) or supervisors (29.6%) were also identified as important factors
231 that helped participants apply course knowledge on the job.

232
233 Participants were also asked to identify major barriers to using OTTC content in real-world
234 settings. Chief among these were lack of opportunities to apply skills and concepts at work
235 (18.5%) and the need for specialized training in the subject matter beyond what was covered in
236 the course (18.5%). Several respondents answered that course content was not relevant to their
237 work at all (14.8%), or that they did not remember concepts well enough to apply them at work
238 (9.3%). Other barriers to applying content provided in open text responses included lack of an
239 existing agency tick control program, the end of the vector control season, and modules that were
240 too broad for specialized needs. Two participants suggested that access to copies or summaries
241 of course information would provide a useful reference to use in their job. One participant
242 requested more content that could be applied by physicians and healthcare providers in clinical
243 settings, such as symptoms and available diagnostic tests for different TBDs.

244

245 **Discussion**

246 Surveillance and control efforts are cornerstones of vector-borne disease management programs
247 in the United States. Yet, despite the prevalence and rising burden of TBDs, many public health
248 vector control programs predominantly focus surveillance efforts and resources on medically
249 important mosquitoes [18, 19]. Resources are increasingly dedicated for research and

250 surveillance efforts for TBDs, which include pipelines for agency support, the development of
251 open access data platforms (e.g., the VectorByte data hub) to promote increased sharing and
252 accessibility of tick surveillance data [22], and indeed, the very creation of the SECOEVBD
253 (17). Nevertheless, gaps in baseline knowledge and training regarding ticks and TBD risk,
254 particularly among public health and vector control practitioners, may contribute to inconsistent
255 tick surveillance and control efforts, exacerbating issues such as underreporting of cases, lags in
256 detection of expanding vector populations, or insufficient public outreach and promotion of
257 established preventive behaviors. The SECOEVBD designed the OTTC to address these gaps,
258 providing a freely accessible online course to provide baseline knowledge on ticks, TBDs, and
259 their management. Although the OTTC is currently available to anyone with an interest in ticks,
260 the course was primarily advertised to public health and vector control professionals prior to its
261 initial launch in 2021 (platform migration is underway at the time of this writing, 2024). This
262 effort was reflected in our initial survey results, where the majority of participants self-identified
263 as either vector control professionals or public health department employees. The OTTC was
264 effective in increasing participants' knowledge across all subject areas, including tick biology,
265 identification, diseases and safety, and public health and surveillance.

266
267 The OTTC was well received, with the majority of participants deeming the training important to
268 their work. Participants largely felt that the format of the course struck a good balance between
269 lectures and interactive materials, and most felt there was no room for further improvement.
270 However, several changes were suggested that may improve the utility of the course for users,
271 while being potentially easy to implement. These included production of summarizations (i.e.,
272 “fact sheets”) for material review and reference after conclusion of the course, and the addition

273 of training subjects that could be useful to epidemiologists and clinicians, namely, a review of
274 molecular surveillance methods and diagnostic tools for TBDs in humans. Despite the overall
275 positive reception of the OTTC, participants identified several barriers that prevented them from
276 using knowledge gained in an applied capacity, specifically citing either a need for more
277 specialized information (e.g., clinicians and veterinary pathologists interested in clinical
278 symptoms and diagnostic tools), or a lack of opportunities to apply what they learned (e.g.,
279 vector control operators working in districts with no established tick surveillance or control
280 programs).

281 The use of CEUs may have incentivized participation in the OTTC, particularly for public health
282 vector controllers who need to maintain professional certifications for their jobs, for example,
283 certified pesticide applicators. Although CEUs were developed to meet the requirements for
284 FDACS certification, anyone could take the course online and request approval for CEUs to
285 apply to certifications through other states and agencies. The CEU incentive likely underlies the
286 geographic diversity in participation observed, where many people enrolled in the course were
287 not located in the southeastern US. Offering CEUs may have helped to bolster the number of
288 participants, but may have also unintentionally skewed some of our post-course and delayed
289 assessment responses, in particular, questions relating to applied use of OTTC knowledge. For
290 example, some noted that the tick species covered in the course did not include some medically
291 important vectors in their area. One participant reported via an open text response that they were
292 not able to apply course knowledge, because they worked in urban vector control in a
293 metropolitan area beyond the SECOEVBD purview, and had only encountered a single tick in
294 over 15 years on the job.

295

296 There was considerable attrition in the delayed evaluation, compared to the post-course
297 assessment taken at the end of the OTTC. Only a small fraction of participants responded to the
298 delayed evaluation prompt, which was sent via email approximately six months after course
299 completion. While the delayed assessment provided useful insights on how participants were
300 applying the OTTC training at their jobs, in practice, the timeline for follow-up may be too long.
301 In future iterations of the OTTC, shortening the time between course completion and delayed
302 assessment may help increase the number of responses. The delayed assessment was also
303 administered via the Qualtrics platform, while the immediate post-course assessment surveys
304 were administered through Canvas, the same interface as the OTTC. Adoption of a single,
305 consistent survey platform may also help improve participation in the delayed assessment.

306
307 The results of the OTTC assessment and surveys provided critical insights into the efficacy of
308 training materials, as well as participants' occupation and perceptions surrounding the course's
309 value, and barriers to applying knowledge in their fields. While the course was successful in its
310 primary goal of increasing participant knowledge, through the surveys we have also identified
311 areas for improvement that can be incorporated into future iterations of the OTTC. Questions in
312 survey tools could be expanded to capture additional, or more nuanced information, such as
313 motivations for taking the course (e.g. CEUs), geographic locations where knowledge will be
314 applied, existence of tick surveillance programs at their job, and more. Further, categories of
315 answers could be improved based on commonalities observed in open text survey responses. For
316 example, in the question on occupation, many respondents indicated that they were academic
317 researchers or students, but these categories were not among selectable options (i.e., users would
318 have to respond with 'Other' and manually record their occupation in an open text field).

319 Although the course was primarily designed for, and promoted to, vector control and health
320 department employees, we saw some diversity in the occupations of participants. Identifying
321 cross-disciplinary channels of dissemination to promote the OTTC may help reach other
322 professional communities that would benefit from comprehensive tick training. These include
323 vector-borne disease researchers in academia, medical entomology and public health students,
324 practicing clinicians, and employees with agricultural agencies tasked with disease research and
325 veterinary surveillance. While some respondents indicated a need for more specialized training
326 in tick-borne diseases and surveillance, or development of modules for other geographic areas,
327 this is currently beyond the scope of the OTTC, which was intentionally designed to establish
328 baseline knowledge for professionals in the southeastern US. Nevertheless, with sufficient
329 interest, the OTTC could serve as a model for the development of future online trainings to meet
330 the needs of specific professional groups.

331

332 **Conclusions**

333 Tick-borne diseases have been garnering increased attention over the past decade in the United
334 States due to increasing burden and expanding geographic distributions. Vector control districts
335 and public health agencies are often tasked with surveillance and control activities for ticks and
336 the diseases caused by the pathogens they transmit, yet, baseline knowledge on ticks, disease
337 risk, and management may be lacking. In this study, we demonstrated that the OTTC developed
338 by the SECOEVBD has successfully addressed this gap, significantly improving knowledge of
339 ticks and tick-borne disease risk in key professional groups. Information on tick biology,
340 ecology, and identification showed some of the biggest improvements in knowledge, and these
341 subjects were identified as most used on the job in the delayed assessment.

342 **List of Abbreviations**

343 CDC: Centers for Disease Control

344 CEU: Continuing Education Units

345 FDACS: Florida Department of Agriculture and Consumer Services

346 OTTC: Online Tick Training Course

347 SECOEVBD: Southeastern Center of Excellence in Vector-Borne Diseases

348 TBD: tick-borne disease

349 UF IFAS: University of Florida Institute of Food and Agricultural Sciences

350

351 **Declarations**

352 *Ethics approval and consent to participate*

353 The study protocol and survey tools were reviewed and approved by the Institutional Review

354 Board (IRB) at the University of Florida (IRB 202100687). Participants were recruited through

355 the OTTC, and were given informed consent and the option to opt-in the course assessment study

356 prior to starting online training modules.

357 *Consent for publication*

358 Not applicable

359 *Availability of data and materials*

360 De-identified data can be requested directly from the authors, subject to the terms of the IRB as

361 approved

362 *Competing interests*

363 The authors declare that they have no competing interests

364

365 *Funding*

366 This work was supported by the Centers for Disease Control (CDC) Cooperative Agreement
367 Numbers 1U01CK000510 and 1U01CK000662: Southeastern Regional Center of Excellence in
368 Vector-Borne Diseases: The Gateway Program. Its contents are solely the responsibility of the
369 authors and do not necessarily represent the official views of the Centers for Disease Control and
370 Prevention or the Department of Health and Human Services.

371 CAL and SJR were supported by VectorByte: A Global Informatics Platform for studying the
372 Ecology of Vector-Borne Diseases (NSF DBI 2016265 and SSCR NSF-DBI-2016282).

373

374 *Authors' contributions*

375 SJR and HDG conceptualized the study. SJR, HDG, and ALW developed online training course
376 materials and survey tools. CAL collected and prepared data for analysis. CAL and SJR
377 performed statistical analyses and interpreted data. CAL, SJR, HDG, and ALW drafted the
378 manuscript. All authors read and approved the final manuscript.

379

380 *Acknowledgements*

381 The authors would like to thank Kaci McCoy and UF IFAS for assistance in the production of
382 this course, and Dr. Heather Coatsworth for assistance with surveys and data collection.
383 Additionally, we would like to thank the partners of SECOEVBD who provided critical feedback
384 before launching the OTTC.

385

386 **References**

387 1. Stone BL, Tourand Y, Brissette CA. Brave New Worlds: The Expanding Universe of Lyme
388 Disease. *Vector Borne Zoonotic Dis.* 2017;17:619–29.

- 389 2. CDC. Tickborne Diseases of the United States. Centers for Disease Control and Prevention.
390 2022. <https://www.cdc.gov/ticks/tickbornediseases/>. Accessed 21 Nov 2023.
- 391 3. Biggs HM, Behravesh CB, Bradley KK, Dahlgren FS, Drexler NA, Dumler JS, et al.
392 Diagnosis and Management of Tickborne Rickettsial Diseases: Rocky Mountain Spotted Fever
393 and Other Spotted Fever Group Rickettsioses, Ehrlichioses, and Anaplasmosis - United States.
394 MMWR Recomm Rep. 2016;65:1–44.
- 395 4. Molaei G, Eisen LM, Price KJ, Eisen RJ. Range Expansion of Native and Invasive Ticks: A
396 Looming Public Health Threat. *J Infect Dis*. 2022;226:370–3.
- 397 5. Sonenshine DE. Range Expansion of Tick Disease Vectors in North America: Implications for
398 Spread of Tick-Borne Disease. *Int J Environ Res Public Health*. 2018;15.
- 399 6. Schiffman EK, McLaughlin C, Ray JAE, Kemperman MM, Hinckley AF, Friedlander HG, et
400 al. Underreporting of Lyme and Other Tick-Borne Diseases in Residents of a High-Incidence
401 County, Minnesota, 2009. *Zoonoses Public Health*. 2018;65:230–7.
- 402 7. Rosenberg R, Lindsey NP, Fischer M, Gregory CJ, Hinckley AF, Mead PS, et al. Vital signs:
403 Trends in reported vectorborne disease cases - United States and territories, 2004-2016. *MMWR*
404 *Morb Mortal Wkly Rep*. 2018;67:496–501.
- 405 8. Rochlin I, Toledo A. Emerging tick-borne pathogens of public health importance: a mini-
406 review. *J Med Microbiol*. 2020;69:781–91.
- 407 9. Marusiak AB, Hollingsworth BD, Abernathy H, Alejo A, Aahirwa V, Mansour O, et al.
408 Patterns of Testing for Tick-Borne Diseases and Implications for Surveillance in the
409 Southeastern US. *JAMA Netw Open*. 2022;5:e2212334–e2212334.
- 410 10. Stromdahl EY, Hickling GJ. Beyond Lyme: aetiology of tick-borne human diseases with
411 emphasis on the south-eastern United States. *Zoonoses Public Health*. 2012;59 Suppl 2:48–64.
- 412 11. Abdelmaseih R, Ashraf B, Abdelmasih R, Dunn S, Nasser H. Southern Tick-Associated Rash
413 Illness: Florida's Lyme Disease Variant. *Cureus*. 2021;13:e15306.
- 414 12. CDC. Southern Tick–Associated Rash Illness. Centers for Disease Control and Prevention.
415 2020. <https://www.cdc.gov/stari/index.html>. Accessed 21 Nov 2023.
- 416 13. Young I, Prematunge C, Pussegoda K, Corrin T, Waddell L. Tick exposures and alpha-gal
417 syndrome: A systematic review of the evidence. *Ticks Tick Borne Dis*. 2021;12:101674.
- 418 14. Eisen L. Personal protection measures to prevent tick bites in the United States: Knowledge
419 gaps, challenges, and opportunities. *Ticks Tick Borne Dis*. 2022;13:101944.
- 420 15. Lyons LA, Mateus-Pinilla N, Smith RL. Effects of tick surveillance education on knowledge,
421 attitudes, and practices of local health department employees. *BMC Public Health*. 2022;22:215.
- 422 16. Gupta S, Eggers P, Arana A, Kresse B, Rios K, Brown L, et al. Knowledge and preventive

- 423 behaviors towards tick-borne diseases in Delaware. *Ticks Tick Borne Dis.* 2018;9:615–22.
- 424 17. Valente SL, Wemple D, Ramos S, Cashman SB, Savageau JA. Preventive behaviors and
425 knowledge of tick-borne illnesses: results of a survey from an endemic area. *J Public Health*
426 *Manag Pract.* 2015;21:E16-23.
- 427 18. Eisen RJ, Paddock CD. Tick and Tickborne Pathogen Surveillance as a Public Health Tool in
428 the United States. *J Med Entomol.* 2021;58:1490–502.
- 429 19. Dye-Braumuller KC, Gordon JR, Johnson D, Morrissey J, McCoy K, Dinglasan RR, et al.
430 Needs Assessment of Southeastern United States Vector Control Agencies: Capacity
431 Improvement Is Greatly Needed to Prevent the Next Vector-Borne Disease Outbreak. *Trop Med*
432 *Infect Dis.* 2022;7.
- 433 20. Research and evaluation: Prevent and control vector-Borne Diseases. 2023.
434 <https://www.cdc.gov/ncezid/dvbd/about/prepare-nation/coe.html>. Accessed 21 Nov 2023.
- 435 21. Sheskin DJ. *Handbook of Parametric and Nonparametric Statistical Procedures*, Fifth
436 Edition. CRC Press; 2020.
- 437 22. Lippi CA, Rund SSC, Ryan SJ. Characterizing the Vector Data Ecosystem. *J Med Entomol.*
438 2023;60:247–54.
- 439

440 **Supplemental Materials**

441 **S1 Table.** Questions and outcomes for the OTTC pre-course and post-course assessment,
442 applying an unpaired two-sample Wilcoxon test on mean testing outcomes from the pre-course
443 and post-course assessments.

Question	PRE (n=317)	POST (n=255)	p-value
Q1 Larvae have (select all that apply)	50.10%	77.30%	< 0.0001
Q2 You can tell the difference between male and female nymphs with a microscope (T/F)	42.00%	77.30%	< 0.0001
Q3 To determine the sex and life stage of the tick (select all that apply)	34%	59.60%	< 0.0001
Q4 Which is true regarding Lyme disease?	52.70%	97.60%	< 0.0001
Q5 That best way to remove a tick from yourself is	95.00%	100%	0.0003
Q6 Ticks find hosts through which of the following (select all that apply)	50.60%	82.90%	< 0.0001
Q7 Common symptoms of the early stages of nearly all tick-borne diseases include (select all that apply)	77.00%	92.40%	< 0.0001
Q8 All tick control methods have the same efficacy on all tick species and life stages (T/F)	87.70%	99.20%	< 0.0001
Q9 There is a lack of tick data because fewer than half of public health entities fund any work related to tick surveillance (T/F)	83.60%	95.30%	< 0.0001

444
445

446 **S2 Table.** Questions and multiple-choice answer choices included in the post-course student
447 assessment. In addition to these questions, the full assessment also included several sections for
448 students to provide feedback via open text responses.
449

Q: Please select the response below that best describes your role within your pest management services organization
<i>Certified operator</i> <i>Supervisor of technicians</i> <i>Public health specialist (e.g., environmental scientist, state entomologist, entomologist)</i> <i>Military entomologist</i> <i>Other (specified in open text)</i>
Q: Please describe your current engagement in tick surveillance and control activities (select all that apply)
<i>I supervise others who are directly involved in tick surveillance and/or control activities</i> <i>I am directly involved in tick surveillance and/or control activities</i> <i>My working unit is responsible for tick surveillance and/or control, but I am not directly involved in these activities</i> <i>My work is on human disease surveillance for tick-borne diseases</i> <i>My working unit is not directly involved in or connected to tick surveillance and/or control activities</i> <i>Other (specified in open text)</i>
Q: Rate your knowledge of (or your skill in) the following (Tick Biology, Tick Identification, Tick Surveillance, Tick Control, Tick-borne Diseases, Tick Safety, Ticks and Public Health) <u>BEFORE</u> the course:
<i>Not at all knowledgeable</i> <i>Slightly knowledgeable</i> <i>Moderately knowledgeable</i> <i>Very knowledgeable</i> <i>Extremely knowledgeable</i>
Q: Rate your knowledge of (or your skill in) the following (Tick Biology, Tick Identification, Tick Surveillance, Tick Control, Tick-borne Diseases, Tick Safety, Ticks and Public Health) <u>AFTER</u> the course:
<i>Not at all knowledgeable</i> <i>Slightly knowledgeable</i> <i>Moderately knowledgeable</i> <i>Very knowledgeable</i> <i>Extremely knowledgeable</i>
Q: How relevant is this course to your current work?
<i>Not at all relevant</i> <i>Slightly relevant</i> <i>Moderately relevant</i> <i>Very relevant</i> <i>Extremely relevant</i>
Q: What is your opinion of the balance of lecture and interactivity in this course?
<i>Too much lecture and not enough interactive learning</i> <i>Right amount of both lecture and interactive training</i> <i>Too much interactive and not enough lecture</i>
Q: Will you use what you learned in this course in your work?
<i>Definitely will</i> <i>Probably will</i> <i>Possibly</i> <i>Probably will not</i>

Definitely will not

Not applicable, I did not learn anything new in this course

Q: What factors will keep you from using the content of this course in your work? Select all that apply.

I will not have the resources I need

I will not be provided opportunities to use what I learned

I will not have the time to use what I learned

My supervisor will not support me in using what I learned

My colleagues will not support me in using what I learned

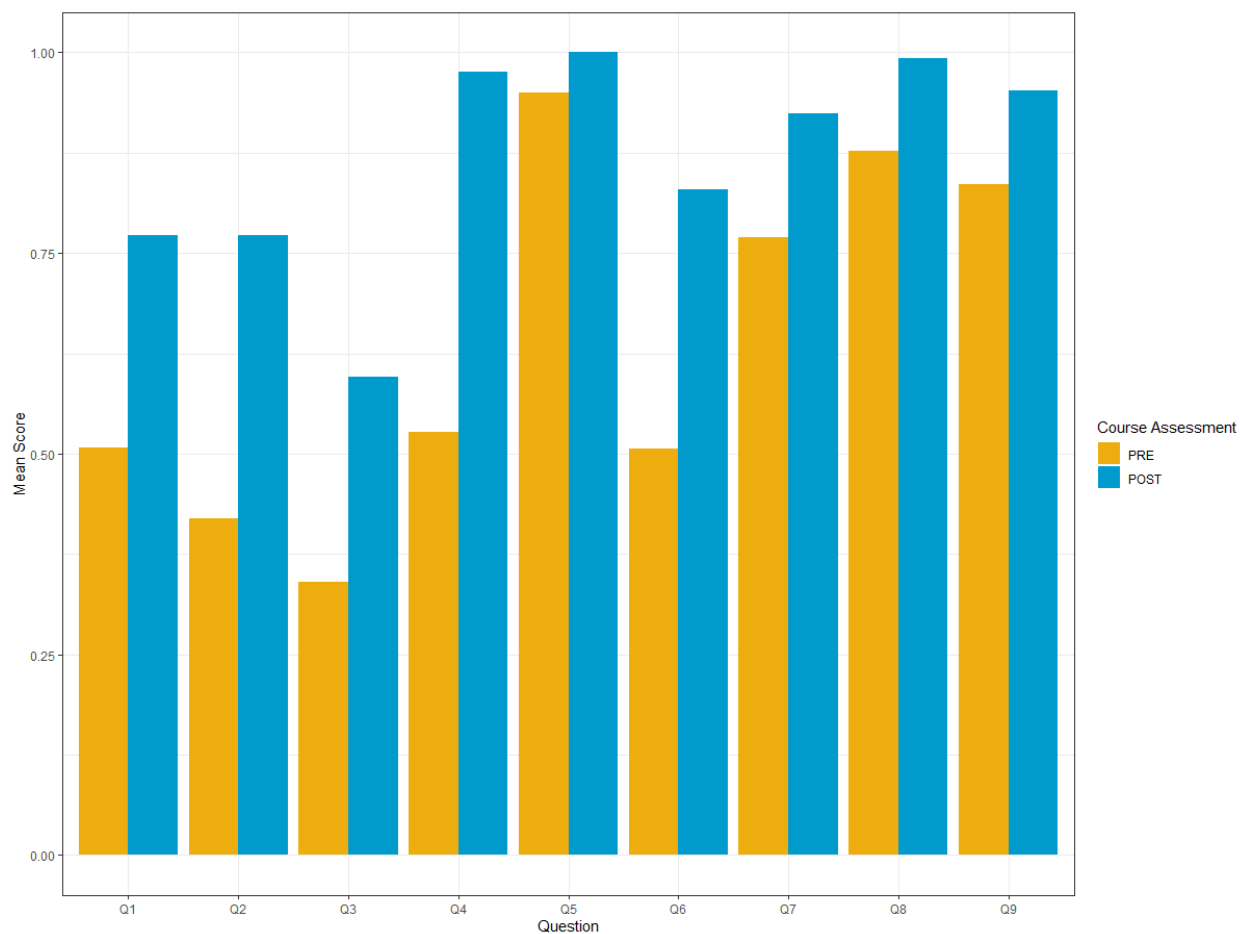
The course content is not relevant to my current work

Other (please specify in next question)

450

451

452



453

454 **S2 Fig.** Comparison of average scores on questions from all participants who completed the pre-
455 course (n=317, orange) and post-course (n=255, blue) OTTC assessments.