

SUPPLEMENTARY MATERIALS- Public Support for Tobacco Endgame Policies: A Systematic Review and Meta-analysis

Content

1. Search terms for each database	2
2. Scope of tobacco endgame policies.....	10
3. PRISMA diagram	13
4. Geographical distribution of included studies in the review	14
5. Tobacco endgame policies addressed in the studies	15
6. Descriptions of the included articles by endgame policy	24
7. Quality assessment results	52
8. Number of studies, estimates, and descriptive statistics for each policy/population group	55
9. Sensitivity analyses	57
10. Funnel plots	59
11. Survey questions and response options	64
REFERENCES.....	82

1. Search terms for each database

Table S1.1. Search terms for Embase

#	Category		Search terms
1	Public support		('public support':ti,ab OR 'public opinion':ti,ab OR 'public view*':ti,ab OR 'public backing':ti,ab OR 'public accept*':ti,ab OR 'public attitude*':ti,ab OR 'public response*':ti,ab OR 'public perspective*':ti,ab OR 'public opposition*':ti,ab OR 'public perception*':ti,ab OR 'public emotion*':ti,ab OR 'public tolerance*':ti,ab OR support:ti,ab OR opinion:ti,ab OR view*':ti,ab OR backing:ti,ab OR accept*':ti,ab OR attitude*':ti,ab OR response*':ti,ab OR perspective*':ti,ab OR opposition* OR emotion*':ti,ab OR tolerance*':ti,ab)
2	Endgame policies	Endgame goal/ concept	(endgame*':ti,ab OR eliminat*':ti,ab OR 'phasing out':ti,ab OR 'phase out':ti,ab OR abolish:ti,ab OR abolition:ti,ab OR prohibit*':ti,ab OR ban:ti,ab) AND (smoking:ti OR smoke*':ti OR tobacco:ti OR cigarette*':ti OR nicotine:ti)
3		Mandate very low nicotine levels in smoked tobacco products	('nicotine content':ti,ab OR 'very low nicotine':ti,ab OR 'vlnc' OR 'nicotine reduc*':ti,ab OR 'reduced nicotine':ti,ab OR 'nicotine level':ti,ab OR 'maximum nicotine':ti,ab) AND (smoking:ti OR smoke*':ti OR tobacco:ti OR cigarette*':ti OR nicotine:ti)
4		Set product standards for smoked tobacco products to reduce appeal and addictiveness	('product standard*':ti,ab OR content:ti,ab OR ingredient*':ti,ab OR constituent*':ti,ab OR flavour*':ti,ab OR flavor*':ti,ab OR additive*':ti,ab OR menthol:ti,ab OR toxicant*':ti,ab OR emission*':ti,ab OR 'ph':ti,ab OR filter:ti,ab) AND (endgame*':ti,ab OR eliminat*':ti,ab OR 'phasing out':ti,ab OR 'phase out':ti,ab OR abolish:ti,ab OR abolition:ti,ab OR prohibit*':ti,ab OR ban:ti,ab) AND (smoking:ti OR smoke*':ti OR tobacco:ti OR cigarette*':ti OR nicotine:ti)
5		Move consumers from combustible tobacco products to reduced risk nicotine products	('alternative nicotine product*':ti,ab OR 'less harmful nicotine product*':ti,ab OR 'e-cigarette':ti,ab OR 'electronic cigarette':ti,ab OR vaping:ti,ab OR vape:ti,ab OR 'electronic nicotine delivery system*':ti,ab OR 'vaporiser*':ti,ab OR 'vaporizer':ti,ab OR snus:ti,ab OR 'vaping device':ti,ab OR 'oral snuff':ti,ab OR 'non-smoked':ti,ab OR 'non-smoked tobacco':ti,ab OR 'low nitrosamine smokeless':ti,ab OR 'reduced exposure product':ti,ab OR 'nicotine substitute':ti,ab OR 'tobacco substitute':ti,ab) AND (endgame*':ti,ab OR eliminat*':ti,ab OR 'phasing out':ti,ab OR 'phase out':ti,ab OR abolish:ti,ab OR abolition:ti,ab OR prohibit*':ti,ab OR ban:ti,ab) AND (smoking:ti OR smoke*':ti OR tobacco:ti OR cigarette*':ti OR nicotine:ti)
6		Require consumers to obtain a license or prescription to purchase tobacco	('smoker/s license':ti,ab OR licens*':ti,ab OR licenc*':ti,ab) NOT retail AND (smoking:ti OR smoke*':ti OR tobacco:ti OR cigarette*':ti OR nicotine:ti)
7		Restrict tobacco sales and supplies by birth year	('tobacco free generation*':ti,ab OR 'tobacco-free generation*':ti,ab OR 'age-of-sale':ti,ab OR 'age of sale':ti,ab OR 'smoke-free generation*':ti,ab OR 'smoke free generation*':ti,ab) AND (smoking:ti OR smoke*':ti OR tobacco:ti OR cigarette*':ti OR nicotine:ti)
8		Ban commercial sales of combustible tobacco	(sale*':ti,ab) AND (endgame*':ti,ab OR eliminat*':ti,ab OR 'phasing out':ti,ab OR 'phase out':ti,ab OR abolish:ti,ab OR abolition:ti,ab OR prohibit*':ti,ab OR ban:ti,ab) AND (smoking:ti OR smoke*':ti OR tobacco:ti OR cigarette*':ti OR nicotine:ti)

#	Category	Search terms
9	Set a regularly reducing quota on the volume of tobacco products manufactured or imported	('sinking lid':ti,ab OR 'sinking-lid':ti,ab OR quota*:ti,ab) AND (smoking:ti OR smoke*:ti OR tobacco:ti OR cigarette*:ti OR nicotine:ti) AND (smoking:ti OR smoke*:ti OR tobacco:ti OR cigarette*:ti OR nicotine:ti)
10	Reduce commercial viability of tobacco companies	('corporate manslaughter':ti,ab OR compensation:ti,ab OR litigation:ti,ab OR profitability:ti,ab) AND (smoking:ti OR smoke*:ti OR tobacco:ti OR cigarette*:ti OR nicotine:ti)
11	Increase tobacco taxes to an extent where tobacco products are unaffordable	(tax*:ti,ab OR taxa*:ti,ab) AND (endgame*:ti,ab OR eliminat*:ti,ab OR 'phasing out':ti,ab OR 'phase out':ti,ab OR abolish:ti,ab OR abolition:ti,ab OR prohibit*:ti,ab OR ban:ti,ab) AND (smoking:ti OR smoke*:ti OR tobacco:ti OR cigarette*:ti OR nicotine:ti)
12	Restrict tobacco retailer density/location/type/licensing to substantially limit availability	(retail*:ti,ab) AND (endgame*:ti,ab OR eliminat*:ti,ab OR 'phasing out':ti,ab OR 'phase out':ti,ab OR abolish:ti,ab OR abolition:ti,ab OR prohibit*:ti,ab OR ban:ti,ab) AND (smoking:ti OR smoke*:ti OR tobacco:ti OR cigarette*:ti OR nicotine:ti)
13	Transfer management of tobacco supply to an agency with a mandate to phase out tobacco sales	('regulated market model':ti,ab OR monopson*:ti,ab OR 'non-profit agency':ti,ab OR 'tobacco control agency':ti,ab OR 'tobacco use management system':ti,ab) AND (smoking:ti OR smoke*:ti OR tobacco:ti OR cigarette*:ti OR nicotine:ti)
14	Performance-based regulation on tobacco industries	('polluter pays':ti,ab OR 'performance-based regulation':ti,ab OR 'performance based regulation':ti,ab OR 'performance-based agency':ti,ab OR 'performance based agency':ti,ab) AND (smoking:ti OR smoke*:ti OR tobacco:ti OR cigarette*:ti OR nicotine:ti)

Table S1.2. Search terms for PubMed

#	Category		Search terms
1	Public support		"support"[Title/Abstract] OR "opinion"[Title/Abstract] OR "view*"[Title/Abstract] OR "backing"[Title/Abstract] OR "accept*"[Title/Abstract] OR "attitude*"[Title/Abstract] OR "response*"[Title/Abstract] OR "perspective*"[Title/Abstract] OR "opposition*"[Title/Abstract] OR "emotion*"[Title/Abstract] OR "tolerance*"[Title/Abstract] OR "public support"[Title/Abstract] OR "public opinion"[Title/Abstract] OR "public view*"[Title/Abstract] OR "public backing"[Title/Abstract] OR "public accept*"[Title/Abstract] OR "public attitude*"[Title/Abstract] OR "public response*"[Title/Abstract] OR "public perspective*"[Title/Abstract] OR "public opposition*"[Title/Abstract] OR "public perception*"[Title/Abstract] OR "public emotion*"[Title/Abstract] OR "public tolerance*"[Title/Abstract]
2	Endgame policies	Endgame goal/concept	("endgame*"[Title/Abstract] OR "eliminat*"[Title/Abstract] OR "phasing out"[Title/Abstract] OR "phase out"[Title/Abstract] OR "abolish"[Title/Abstract] OR "abolition"[Title/Abstract] OR "prohibit*"[Title/Abstract] OR "ban"[Title/Abstract]) AND ("smoking"[Title] OR "smoke*"[Title] OR "tobacco"[Title] OR "cigarette*"[Title] OR "nicotine"[Title])
3		Mandate very low nicotine levels in smoked tobacco products	("nicotine content"[Title/Abstract] OR "very low nicotine"[Title/Abstract] OR "VLNC"[Title/Abstract] OR "nicotine reduc*"[Title/Abstract] OR "reduced nicotine"[Title/Abstract] OR "nicotine level"[Title/Abstract] OR "maximum nicotine"[Title/Abstract]) AND ("smoking"[Title] OR "smoke*"[Title] OR "tobacco"[Title] OR "cigarette*"[Title] OR "nicotine"[Title])
4		Set product standards for smoked tobacco products to reduce appeal and addictiveness	("product standard*"[Title/Abstract] OR "content"[Title/Abstract] OR "ingredient*"[Title/Abstract] OR "constituent*"[Title/Abstract] OR "flavour*"[Title/Abstract] OR "flavor*"[Title/Abstract] OR "additive*"[Title/Abstract] OR "menthol"[Title/Abstract] OR "toxicant*"[Title/Abstract] OR "emission*"[Title/Abstract] OR "pH"[Title/Abstract] OR "filter"[Title/Abstract]) AND ("endgame*"[Title/Abstract] OR "eliminat*"[Title/Abstract] OR "phasing out"[Title/Abstract] OR "phase out"[Title/Abstract] OR "abolish"[Title/Abstract] OR "abolition"[Title/Abstract] OR "prohibit*"[Title/Abstract] OR "ban"[Title/Abstract]) AND ("smoking"[Title] OR "smoke*"[Title] OR "tobacco"[Title] OR "cigarette*"[Title] OR "nicotine"[Title])
5		Move consumers from combustible tobacco products to reduced risk nicotine products	("alternative nicotine product*"[Title/Abstract] OR "less harmful nicotine product*"[Title/Abstract] OR "e-cigarette"[Title/Abstract] OR "electronic cigarette"[Title/Abstract] OR "vaping"[Title/Abstract] OR "vape"[Title/Abstract] OR "electronic nicotine delivery system*"[Title/Abstract] OR "vaporiser*"[Title/Abstract] OR "vaporizer"[Title/Abstract] OR "snus"[Title/Abstract] OR "vaping device"[Title/Abstract] OR "oral snuff"[Title/Abstract] OR "non-smoked"[Title/Abstract] OR "non-smoked tobacco"[Title/Abstract] OR "low nitrosamine smokeless"[Title/Abstract] OR "reduced exposure product"[Title/Abstract] OR "nicotine substitute"[Title/Abstract] OR "tobacco substitute"[Title/Abstract]) AND ("endgame*"[Title/Abstract] OR "eliminat*"[Title/Abstract] OR "phasing out"[Title/Abstract] OR "phase out"[Title/Abstract] OR "abolish"[Title/Abstract] OR "abolition"[Title/Abstract] OR "prohibit*"[Title/Abstract] OR "ban"[Title/Abstract]) AND ("smoking"[Title] OR "smoke*"[Title] OR "tobacco"[Title] OR "cigarette*"[Title] OR "nicotine"[Title])
6		Require a smoker's license or prescription to purchase tobacco	("smoker's license"[Title/Abstract] OR "licens*"[Title/Abstract] OR "licenc*"[Title/Abstract]) NOT ("retail"[All Fields] OR "retailed"[All Fields] OR "retailer"[All Fields] OR "retailer's"[All Fields] OR "retailers"[All Fields] OR "retailing"[All Fields] OR "retails"[All Fields]) AND ("smoking"[Title] OR "smoke*"[Title] OR "tobacco"[Title] OR "cigarette*"[Title] OR "nicotine"[Title])
7		Restrict tobacco sales and supplies by birth year	("tobacco free generation*"[Title/Abstract] OR "tobacco free generation*"[Title/Abstract] OR "age-of-sale"[Title/Abstract] OR "age-of-sale"[Title/Abstract] OR "smoke free generation*"[Title/Abstract] OR "smoke free generation*"[Title/Abstract]) AND ("smoking"[Title] OR "smoke*"[Title] OR "tobacco"[Title] OR "cigarette*"[Title] OR "nicotine"[Title])

#	Category	Search terms
8	Ban commercial sales of cigarettes	("sale*" [Title/Abstract]) AND ("endgame*" [Title/Abstract] OR "eliminat*" [Title/Abstract] OR "phasing out" [Title/Abstract] OR "phase out" [Title/Abstract] OR "abolish" [Title/Abstract] OR "abolition" [Title/Abstract] OR "prohibit*" [Title/Abstract] OR "ban" [Title/Abstract]) AND ("smoking" [Title] OR "smoke*" [Title] OR "tobacco" [Title] OR "cigarette*" [Title] OR "nicotine" [Title])
9	Set a regularly reducing quota on the volume of tobacco products manufactured or imported	("sinking-lid" [Title/Abstract] OR "sinking-lid" [Title/Abstract] OR "quota*" [Title/Abstract]) AND ("smoking" [Title] OR "smoke*" [Title] OR "tobacco" [Title] OR "cigarette*" [Title] OR "nicotine" [Title])
10	Reduce commercial viability of tobacco companies	("corporate manslaughter" [Title/Abstract] OR "compensation" [Title/Abstract] OR "litigation" [Title/Abstract] OR "profitability" [Title/Abstract]) AND ("smoking" [Title] OR "smoke*" [Title] OR "tobacco" [Title] OR "cigarette*" [Title] OR "nicotine" [Title])
11	Increase tobacco taxes to an extent where tobacco products are unaffordable	("tax" [Title/Abstract] OR "taxa*" [Title/Abstract]) AND ("endgame*" [Title/Abstract] OR "eliminat*" [Title/Abstract] OR "phasing out" [Title/Abstract] OR "phase out" [Title/Abstract] OR "abolish" [Title/Abstract] OR "abolition" [Title/Abstract] OR "prohibit*" [Title/Abstract] OR "ban" [Title/Abstract]) AND ("smoking" [Title] OR "smoke*" [Title] OR "tobacco" [Title] OR "cigarette*" [Title] OR "nicotine" [Title])
12	Restrict tobacco retailer density/location/Type/licensing to substantially limit availability	("retail*" [Title/Abstract]) AND ("endgame*" [Title/Abstract] OR "eliminat*" [Title/Abstract] OR "phasing out" [Title/Abstract] OR "phase out" [Title/Abstract] OR "abolish" [Title/Abstract] OR "abolition" [Title/Abstract] OR "prohibit*" [Title/Abstract] OR "ban" [Title/Abstract]) AND ("smoking" [Title] OR "smoke*" [Title] OR "tobacco" [Title] OR "cigarette*" [Title] OR "nicotine" [Title])
13	Transfer management of tobacco supply	("regulated market model" [Title/Abstract] OR "monopson*" [Title/Abstract] OR "non-profit agency" [Title/Abstract]) AND ("smoking" [Title] OR "smoke*" [Title] OR "tobacco" [Title] OR "cigarette*" [Title] OR "nicotine" [Title])
14	Performance-based regulation on tobacco industries	("polluter pays" [Title/Abstract] OR "performance-based regulation" [Title/Abstract] OR "performance-based regulation" [Title/Abstract]) AND ("smoking" [Title] OR "smoke*" [Title] OR "tobacco" [Title] OR "cigarette*" [Title] OR "nicotine" [Title])

Table S1.3. Search terms for Scopus

#	Category		Search terms
1	Public support		TITLE-ABS ("public support" OR "public opinion" OR "public view*" OR "public backing" OR "public accept*" OR "public attitude*" OR "public response*" OR "public perspective*" OR "public opposition*" OR "public perception*" OR "public emotion*" OR "public tolerance*" OR support OR opinion OR view* OR backing OR accept* OR attitude* OR response* OR perspective* OR opposition* OR emotion* OR tolerance)
2	Endgame policies	Endgame goal/ concept	TITLE-ABS (endgame* OR eliminat* OR "phasing out" OR "phase out" OR abolish OR abolition OR prohibit* OR ban) AND TITLE (smoking OR smoke* OR tobacco OR cigarette* OR nicotine)
3		Mandate very low nicotine levels in smoked tobacco products	TITLE-ABS ("nicotine content" OR "very low nicotine" OR "vlnlc" OR "nicotine reduc*" OR "reduced nicotine" OR "nicotine level" OR "maximum nicotine") AND TITLE (smoking OR smoke* OR tobacco OR cigarette* OR nicotine)
4		Set product standards for smoked tobacco products to reduce appeal and addictiveness	TITLE-ABS ("product standard*" OR content OR ingredient* OR constituent* OR flavour* OR flavor* OR additive* OR menthol OR toxicant* OR emission* OR "ph" OR filter) AND TITLE-ABS (endgame* OR eliminat* OR "phasing out" OR "phase out" OR abolish OR abolition OR prohibit* OR ban) AND TITLE (smoking OR smoke* OR tobacco OR cigarette* OR nicotine)
5		Move consumers from combustible tobacco products to reduced risk nicotine products	TITLE-ABS ("alternative nicotine product*" OR "less harmful nicotine product*" OR "e-cigarette" OR "electronic cigarette" OR vaping OR vape OR "electronic nicotine delivery system*" OR "vaporiser*" OR "vaporizer" OR snus OR "vaping device" OR "oral snuff" OR "non-smoked" OR "non-smoked tobacco" OR "low nitrosamine smokeless" OR "reduced exposure product" OR "nicotine substitute" OR "tobacco substitute") AND TITLE-ABS (endgame* OR eliminat* OR "phasing out" OR "phase out" OR abolish OR abolition OR prohibit* OR ban) AND TITLE (smoking OR smoke* OR tobacco OR cigarette* OR nicotine)
6		Require a smoker's license or prescription to purchase tobacco	TITLE-ABS ("smoke's license" OR licens* OR licenc*) AND NOT TITLE-ABS (retail) AND TITLE (smoking OR smoke* OR tobacco OR cigarette* OR nicotine)
7		Restrict tobacco sales and supplies by birth year	TITLE-ABS ("tobacco free generation*" OR "tobacco-free generation*" OR "age-of-sale" OR "age of sale" OR "smoke-free generation*" OR "smoke free generation*") AND TITLE (smoking OR smoke* OR tobacco OR cigarette* OR nicotine)
8		Ban commercial sales of cigarettes	TITLE-ABS (sale*) AND TITLE-ABS (endgame* OR eliminat* OR "phasing out" OR "phase out" OR abolish OR abolition OR prohibit* OR ban) AND TITLE (smoking OR smoke* OR tobacco OR cigarette* OR nicotine)
9		Set a regularly reducing quota on the volume of	TITLE-ABS ("sinking lid" OR "sinking-lid" OR quota*) AND TITLE (smoking OR smoke* OR tobacco OR cigarette* OR nicotine)

#	Category	Search terms
	tobacco products manufactured or imported	
10	Reduce commercial viability of tobacco companies	TITLE-ABS ("corporate manslaughter" OR compensation OR litigation OR profitability) AND TITLE (smoking OR smoke* OR tobacco OR cigarette* OR nicotine)
11	Increase tobacco taxes to an extent where tobacco products are unaffordable	TITLE-ABS (tax* OR taxa*) AND TITLE-ABS (endgame* OR eliminat* OR "phasing out" OR "phase out" OR abolish OR abolition OR prohibit* OR ban) AND TITLE (smoking OR smoke* OR tobacco OR cigarette* OR nicotine)
12	Restrict tobacco retailer density/location/ Type/licensing to substantially limit availability	TITLE-ABS (retail*) AND TITLE-ABS (endgame* OR eliminat* OR "phasing out" OR "phase out" OR abolish OR abolition OR prohibit* OR ban) AND TITLE (smoking OR smoke* OR tobacco OR cigarette* OR nicotine)
13	Transfer management of tobacco supply	TITLE-ABS ("regulated market model" OR monopson* OR "non-profit agency" OR "tobacco control agency" OR "tobacco use management system") AND TITLE (smoking OR smoke* OR tobacco OR cigarette* OR nicotine)
14	Performance-based regulation on tobacco industries	TITLE-ABS ("polluter pays" OR "performance-based regulation" OR "performance based regulation" OR "performance-based agency" OR "performance based agency") AND TITLE (smoking OR smoke* OR tobacco OR cigarette* OR nicotine)

Table S1.4. Search terms for Web of Science

#	Category	Search terms
1	Public support	TS=("public support" OR "public opinion" OR "public view*" OR "public backing" OR "public accept*" OR "public attitude*" OR "public response*" OR "public perspective*" OR "public opposition*" OR "public perception*" OR "public emotion*" OR "public tolerance*" OR support OR opinion OR view* OR backing OR accept* OR attitude* OR response* OR perspective* OR opposition* OR emotion* OR tolerance*)
2	Endgame policies	Endgame goal/concept TS=(endgame* OR eliminat* OR "phasing out" OR "phase out" OR abolish OR abolition OR prohibit* OR ban)
3	Mandate very low nicotine levels in smoked tobacco products	TS=("nicotine content" OR "very low nicotine" OR "VLNC" OR "nicotine reduc*" OR "reduced nicotine" OR "nicotine level" OR "maximum nicotine") AND TI=(smoking OR smoke* OR tobacco OR cigarette* OR nicotine)
4	Set product standards for smoked tobacco products to reduce appeal and addictiveness	TS=("product standard*" OR content OR ingredient* OR constituent* OR flavour* OR flavor* OR additive* OR menthol OR toxicant* OR emission* OR "pH" OR filter) AND TS=(endgame* OR eliminat* OR "phasing out" OR "phase out" OR abolish OR abolition OR prohibit* OR ban) AND TI=(smoking OR smoke* OR tobacco OR cigarette* OR nicotine)
5	Move consumers from combustible tobacco products to reduced risk nicotine products	TS=("alternative nicotine product*" OR "less harmful nicotine product*" OR "e-cigarette" OR "electronic cigarette" OR vaping OR vape OR "electronic nicotine delivery system*" OR "vaporiser*" OR "vaporizer" OR snus OR "vaping device" OR "oral snuff" OR "non-smoked" OR "non-smoked tobacco" OR "low nitrosamine smokeless" OR "reduced exposure product" OR "nicotine substitute" OR "tobacco substitute") AND TS=(endgame* OR eliminat* OR "phasing out" OR "phase out" OR abolish OR abolition OR prohibit* OR ban) AND TI=(smoking OR smoke* OR tobacco OR cigarette* OR nicotine)
6	Require a smoker's license or prescription to purchase tobacco	TS=("smoker's license" OR licens* OR licenc* NOT retail) AND TI=(smoking OR smoke* OR tobacco OR cigarette* OR nicotine)
7	Restrict tobacco sales and supplies by birth year	TS=("tobacco free generation*" OR "tobacco-free generation*" OR "age-of-sale" OR "age of sale" OR "smoke-free generation*" OR "smoke free generation*") AND TI=(smoking OR smoke* OR tobacco OR cigarette* OR nicotine)
8	Ban commercial sales of cigarettes	TS=(Sale*) AND TS=(endgame* OR eliminat* OR "phasing out" OR "phase out" OR abolish OR abolition OR prohibit* OR ban) AND TI=(smoking OR smoke* OR tobacco OR cigarette* OR nicotine)
9	Set a regularly reducing quota on the volume of tobacco products manufactured or imported	TS=("Sinking lid" OR "sinking-lid" OR quota*) AND TI=(smoking OR smoke* OR tobacco OR cigarette* OR nicotine)
10	Reduce commercial viability of tobacco	TS=("corporate manslaughter" OR compensation OR litigation OR profitability) AND

#	Category	Search terms
11	companies Increase tobacco taxes to an extent where tobacco products are unaffordable	TI=(smoking OR smoke* OR tobacco OR cigarette* OR nicotine) TS=(Tax* OR Taxa*) AND TS=(endgame* OR eliminat* OR “phasing out” OR “phase out” OR abolish OR abolition OR prohibit* OR ban) AND TI=(smoking OR smoke* OR tobacco OR cigarette* OR nicotine)
12	Restrict tobacco retailer density/location/Type/licensing to substantially limit availability	TS=(Retail*) AND TS=(endgame* OR eliminat* OR “phasing out” OR “phase out” OR abolish OR abolition OR prohibit* OR ban) AND TI=(smoking OR smoke* OR tobacco OR cigarette* OR nicotine)
13	Transfer management of tobacco supply	TS=(“regulated market model” OR monopson* OR “non-profit agency” OR “tobacco control agency” OR “tobacco use management system”) AND TI=(smoking OR smoke* OR tobacco OR cigarette* OR nicotine)
14	Performance-based regulation on tobacco industries	TS=(“polluter pays” OR “performance-based regulation” OR “performance based regulation” OR “performance-based agency” OR “performance based agency”) AND TI=(smoking OR smoke* OR tobacco OR cigarette* OR nicotine)

2. Scope of tobacco endgame policies

Table S2. Tobacco endgame policies and examples of included/excluded policies

Policy category	Policy	Considered an endgame policy?	Examples of included policies (as worded in the survey)	Examples of excluded policies (as worded in the survey)
Product focused	Mandate very low nicotine content for smoked tobacco products	Yes	<ul style="list-style-type: none"> Requiring cigarette makers to lower the nicotine levels in cigarettes so that they are less addictive[1] A law that reduced the amount of nicotine in cigarettes and tobacco, to make them less addictive[2 3] The amount of nicotine in tobacco products should be reduced through new laws to make tobacco products less addictive[4] Reducing the amount of nicotine in cigarettes to help smokers quit[5] 	-
	Set product standards for smoked tobacco products to reduce appeal and addictiveness	If framed at sufficient intensity	<ul style="list-style-type: none"> A law that bans all additives, including flavourings, in cigarettes/tobacco[2 3 6 7] Added chemicals that make cigarettes seem less harsh should be banned to make cigarettes more difficult to tolerate[4] Filters on cigarettes and other combustible tobacco products should be banned to make the products more difficult to tolerate[4] 	<ul style="list-style-type: none"> A law that bans the use of menthol in cigarettes/tobacco[2] Prohibiting flavors such as menthol (mint), spicy, sweet, or fruity flavor, in all tobacco products[8] Banning flavors that make tobacco products more attractive[9]
	Move consumers from combustible tobacco products to reduced risk nicotine products (e.g., e-cigarettes)	If framed at sufficient intensity	<ul style="list-style-type: none"> All smokers should be encouraged to switch to less harmful clean nicotine products as long-term substitutes for cigarettes[10] 	<ul style="list-style-type: none"> It should be assessed whether e-cigarettes are safe and effective in assisting smokers to quit[11]
User focused	Require consumers to obtain a license or prescription to purchase tobacco	Yes	<ul style="list-style-type: none"> People should be required to hold an official licence to buy tobacco products[4] 	-
	Restrict tobacco supplies and sales by birth year	Yes	<ul style="list-style-type: none"> The Government should prevent everyone who is currently under 18 from ever buying tobacco products for the rest of their lives[4] Ban the sale of cigarettes and tobacco products to everyone born after a certain year from 2030 onward[12] 	-
Market/ supply focused	Ban commercial sale of combustible tobacco	Yes	<ul style="list-style-type: none"> A law that totally bans cigarettes and other smoked tobacco within 10 years[3 13] Making smoking or cigarette sales illegal[14] 	-

Policy category	Policy	Considered an endgame policy?	Examples of included policies (as worded in the survey)	Examples of excluded policies (as worded in the survey)
	Set a regularly reducing quota on the volume of tobacco products manufactured or imported	Yes	<ul style="list-style-type: none"> Set a quota for combustible cigarette retail and reduce it on a yearly basis[15] 	-
	Reduce commercial viability of tobacco companies	Yes	<ul style="list-style-type: none"> Tobacco industry sales should be taxed in order to use the money to address problems caused by tobacco (e.g., health issues, environmental problems, etc.)[11] Requiring tobacco manufacturers to pay a levy to government for measures to help smokers quit and prevent young people from taking up smoking[16] Tobacco companies should pay for the health-related costs associated with tobacco use[17] 	-
	Increase tobacco taxes to an extent where tobacco products are unaffordable	If framed at sufficient intensity	<ul style="list-style-type: none"> Increase the tax on tobacco by 20% a year until less than five percent of the population smoke[3 4] Tax should be used to increase the price of tobacco products 5% above the rate of inflation each year[16] 	<ul style="list-style-type: none"> Taxes on tobacco products should be increased[18] Tax on cigarettes should be increased every year[19]
	Restrict tobacco retailer density/location/type/licensing to substantially limit availability	If framed at sufficient intensity	<ul style="list-style-type: none"> Tobacco product sales should only be allowed in a limited number of specially licenced shops and banned from smaller local shops, newsagents, off-licences and petrol stations[4] The number of places that can sell tobacco products should be reduced by 95%[4] Number of places that can sell tobacco products should be greatly reduced, that is by 95%, and sales allowed only in a limited number and type of stores[3] Only people qualified to give quitting advice should be allowed to sell tobacco products[20] Shop owners should seriously be thinking about transitioning out of selling cigarettes[21] 	<ul style="list-style-type: none"> Restrict the number of places where cigarettes/tobacco could be purchased[13] There should be fewer places where cigarettes and tobacco can be sold[22] Requiring anyone selling tobacco to have a license which can be removed if they sell to those under-age[12] Reducing the number of retailers selling cigarettes and tobacco in neighbourhoods with a high density of tobacco retailers[12] The number of places allowed to sell cigarettes and tobacco should be reduced to make them less easily available[23 24] Ban the sale of tobacco products in stores that are located near schools[25] Ban on the sale of products in drugstores[26] Requiring that tobacco be sold only in stores that sell only tobacco products and nothing else[25]
Institutional structure focused*	Transfer management of tobacco supply with a mandate to phase out tobacco sales	Yes	-	-

Policy category	Policy	Considered an endgame policy?	Examples of included policies (as worded in the survey)	Examples of excluded policies (as worded in the survey)
	Performance-based regulation on tobacco industries	Yes	-	-

*Publication measuring support for institutional structure focused measures was not identified

3. PRISMA diagram

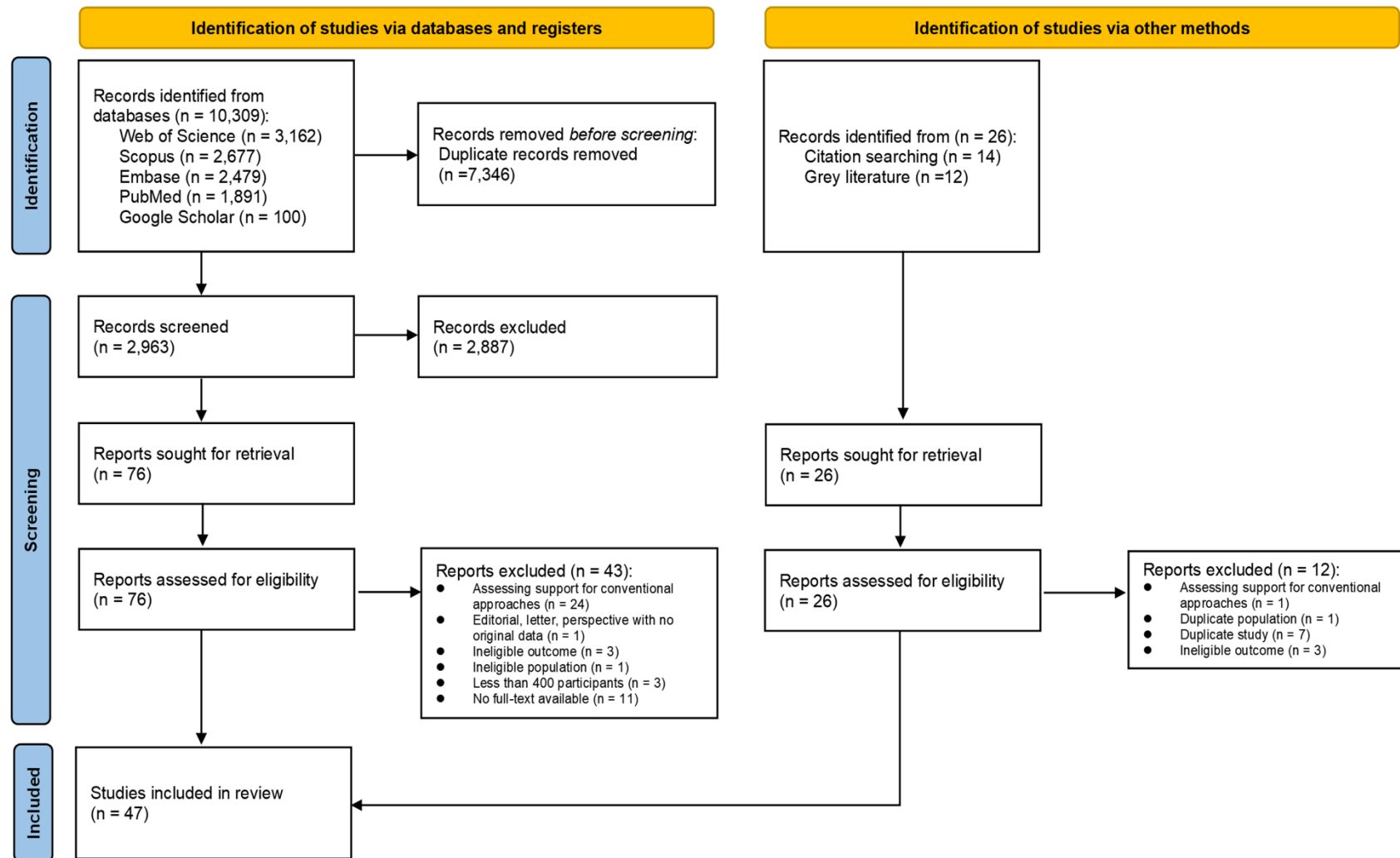


Figure S3. PRISMA diagram

4. Geographical distribution of included studies in the review

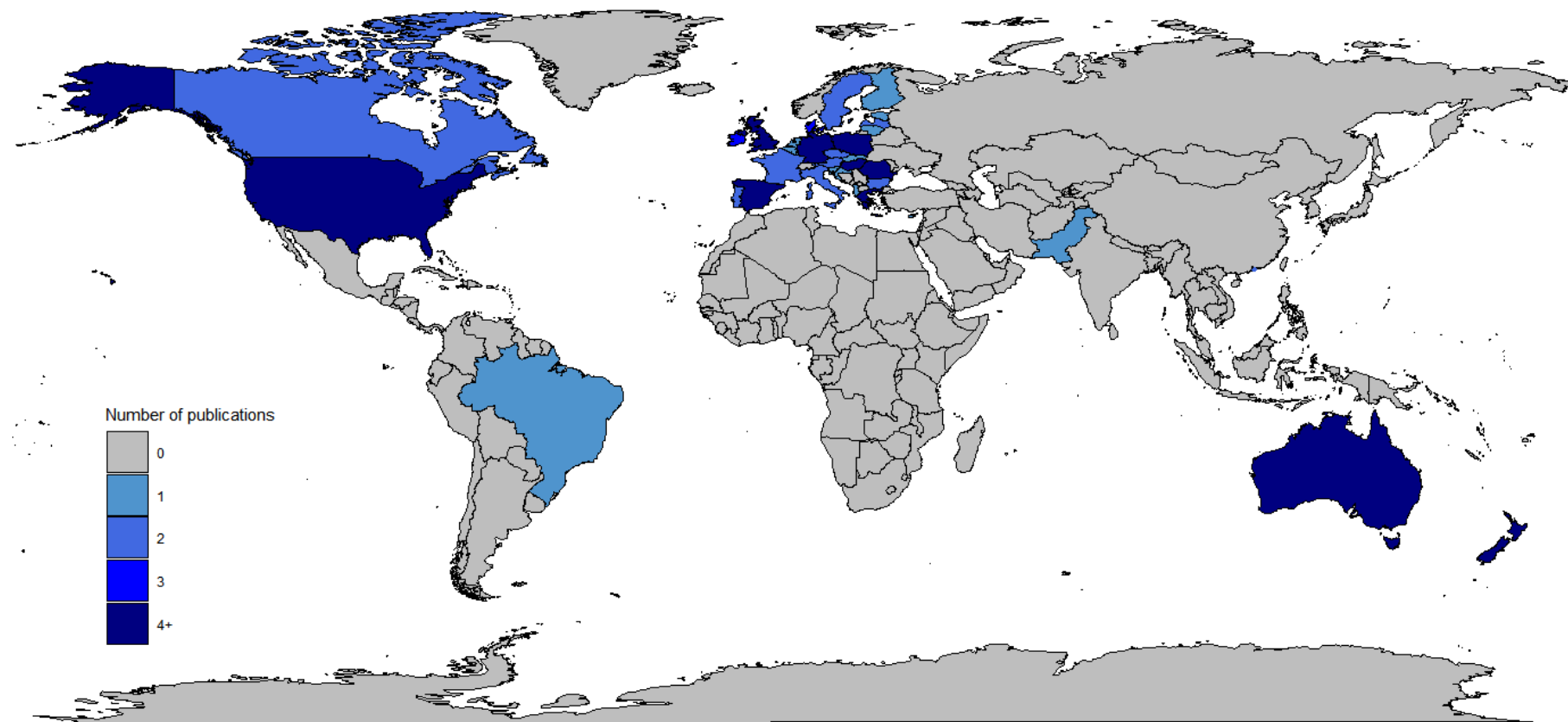


Figure S4. Countries represented in the review

5. Tobacco endgame policies addressed in the studies

Table S5. Policies addressed in each study

#	Author (year)	Tobacco endgame goal	Product focused			User focused		Market/supply focused					# of goal/endgame policies considered
			Mandate very low Limit nicotine in smoked tobacco products	Set product standards to make products unappealing or intolerable	Move consumers from smoked tobacco products to lower-risk products	Require consumers to obtain a licence or prescription	Restrict tobacco supplies and sales by birth year (tobacco-free generation)	Ban commercial sale of combustible tobacco	Set regularly reducing quota on the volume manufactured or imported ('sinking lid')	Reduce commercial viability of tobacco companies	Increases in tobacco tax to make tobacco products unaffordable	Restrictions retailers to substantially reduce tobacco availability	
Total		7	14	6	1	2	4	24	1	8	3	4	-
1	Action on Smoking and Health (2017)[27]									X			1
2	Action on Smoking and Health (2021)[28]									X			1
3	Action on Smoking and Health (2022)[16]	X								X	X		3
4	Ali, Al-Shawaf, Wang, & King (2019)[1]		X										1
5	Al-Shawaf, Grooms, Mahoney, Lunsford & Kittner (2023)[29]							X					1
6	Avishai, Ribisl & Sheeran (2023)[30]							X					1

#	Author (year)	Tobacco endgame goal	Product focused			User focused		Market/supply focused					# of goal/endgame policies considered
			Mandate very low Limit nicotine in smoked tobacco products	Set product standards to make products unappealing or intolerable	Move consumers from smoked tobacco products to lower-risk products	Require consumers to obtain a licence or prescription	Restrict tobacco supplies and sales by birth year (tobacco-free generation)	Ban commercial sale of combustible tobacco	Set regularly reducing quota on the volume manufactured or imported ('sinking lid')	Reduce commercial viability of tobacco companies	Increases in tobacco tax to make tobacco products unaffordable	Restrictions retailers to substantially reduce tobacco availability	
7	Boeckmann, Kotz, Shahab, Brown & Kastaun (2018)[11]							X		X			2
8	Bolcic-Jankovic & Biener (2015)[31]		X										1
9	Brennan, Durkin, Scollo, Swanson & Wakefield (2021)[32]							X					1
10	Brennan, Ilchenko, Scollo, Durkin & Wakefield (2022)[21]							X				X	2
11	Chung-Hall, Fong, Driezen & Craig (2018)[2]		X	X									2
12	Cosgrave, Blake, Murphy, Sheridan, Doyle & Kavanagh (2023)[4]	X	X	X		X	X	X		X	X	X	9

#	Author (year)	Tobacco endgame goal	Product focused			User focused		Market/supply focused					# of goal/endgame policies considered
			Mandate very low Limit nicotine in smoked tobacco products	Set product standards to make products unappealing or intolerable	Move consumers from smoked tobacco products to lower-risk products	Require consumers to obtain a licence or prescription	Restrict tobacco supplies and sales by birth year (tobacco-free generation)	Ban commercial sale of combustible tobacco	Set regularly reducing quota on the volume manufactured or imported ('sinking lid')	Reduce commercial viability of tobacco companies	Increases in tobacco tax to make tobacco products unaffordable	Restrictions retailers to substantially reduce tobacco availability	
13	Edwards, Johnson, Stanley, Waa, Ouimet & Fong (2021)[3]	X	X	X				X			X	X	6
14	Edwards, Wilson, Peace, Weerasekera, Thomson & Gifford (2013)[33]							X					1
15	Gallup (2022)[34]		X										1
16	Gallus, Lugo, Fernandez, Gilmore, Leon, Clancy & La Vecchia (2014)[14]							X					1
17	Gendall, Hoek & Edwards (2014)[35]	X											1
18	Gendall, Hoek, Maubach & Edwards (2013)[20]	X						X				X	3
19	Hayes, Wakefield &							X					1

#	Author (year)	Tobacco endgame goal	Product focused			User focused		Market/supply focused					# of goal/endgame policies considered
			Mandate very low Limit nicotine in smoked tobacco products	Set product standards to make products unappealing or intolerable	Move consumers from smoked tobacco products to lower-risk products	Require consumers to obtain a licence or prescription	Restrict tobacco supplies and sales by birth year (tobacco-free generation)	Ban commercial sale of combustible tobacco	Set regularly reducing quota on the volume manufactured or imported ('sinking lid')	Reduce commercial viability of tobacco companies	Increases in tobacco tax to make tobacco products unaffordable	Restrictions retailers to substantially reduce tobacco availability	
	Scollo (2014)[36]												
20	Jaine, Healey, Edwards & Hoek (2015)[22]	X						X					2
21	Kock, Shahab, Moore, Shortt, Pearce & Brown (2022)[12]						X						1
22	Kulak, Kamper-DeMarco & Kozlowski (2020)[37]		X										1
23	Kyriakos, Fong, de Abreu Perez, Szklo, Driezen, Quah, Figueiredo & Filippidis (2022)[6]			X									1
24	Li & Newcombe (2013)[23]		X										1
25	Li, Newcombe & Walton		X										1

#	Author (year)	Tobacco endgame goal	Product focused			User focused		Market/supply focused					# of goal/endgame policies considered
			Mandate very low Limit nicotine in smoked tobacco products	Set product standards to make products unappealing or intolerable	Move consumers from smoked tobacco products to lower-risk products	Require consumers to obtain a licence or prescription	Restrict tobacco supplies and sales by birth year (tobacco-free generation)	Ban commercial sale of combustible tobacco	Set regularly reducing quota on the volume manufactured or imported ('sinking lid')	Reduce commercial viability of tobacco companies	Increases in tobacco tax to make tobacco products unaffordable	Restrictions retailers to substantially reduce tobacco availability	
	(2016)[38]												
26	Lykke, Pisinger & Glümer (2016)[18]							X					1
27	Moodie, Sinclair, Mackintosh, Power & Bauld (2016)[17]									X			1
28	Morphett, Puljević, Borland, Carter, Hall & Gartner (2021)[10]				X								1
29	Newcombe & Li (2013)[24]							X					1
30	Nogueira, Driezen, Fu, Hitchman, Tigova, Castellano, Kyriakos, Zatonski, Mons, Quah, Demjén, Trofor, Przewozniak, Katsaounou, Fong,							X		X			2

#	Author (year)	Tobacco endgame goal	Product focused			User focused		Market/supply focused					# of goal/endgame policies considered
			Mandate very low Limit nicotine in smoked tobacco products	Set product standards to make products unappealing or intolerable	Move consumers from smoked tobacco products to lower-risk products	Require consumers to obtain a licence or prescription	Restrict tobacco supplies and sales by birth year (tobacco-free generation)	Ban commercial sale of combustible tobacco	Set regularly reducing quota on the volume manufactured or imported ('sinking lid')	Reduce commercial viability of tobacco companies	Increases in tobacco tax to make tobacco products unaffordable	Restrictions retailers to substantially reduce tobacco availability	
	Cardavas, Fernández & EUREST-PLUS Consortium (2022)[13]												
31	Palladino, Hone & Filippidis (2018)[39]							X					1
32	Patel, Cuccia, Zhou, Czaplicki, Pitzer, Hair, Schillo & Vallone (2019)[40]		X										1
33	Pearson, Abrams, Niaura, Richardson, & Vallone (2013)[5]		X										1
34	Pepper, Squiers, Bann, Coglaiti & McCormack (2020)[41]		X										1
35	Robertson, Gendall, Hoek,	X											1

#	Author (year)	Tobacco endgame goal	Product focused			User focused		Market/supply focused					# of goal/endgame policies considered
			Mandate very low Limit nicotine in smoked tobacco products	Set product standards to make products unappealing or intolerable	Move consumers from smoked tobacco products to lower-risk products	Require consumers to obtain a licence or prescription	Restrict tobacco supplies and sales by birth year (tobacco-free generation)	Ban commercial sale of combustible tobacco	Set regularly reducing quota on the volume manufactured or imported ('sinking lid')	Reduce commercial viability of tobacco companies	Increases in tobacco tax to make tobacco products unaffordable	Restrictions retailers to substantially reduce tobacco availability	
	Cameron, Marsh & McGee (2016)[42]												
36	Schmidt, Kowitt, Myers & Goldstein (2018)[43]		X										1
37	Siddiqi, Siddiqi, Boeckmann, Islam, Khan, Dobbie, Khan & Kannan (2022)[44]							X		X			2
38	Smith, Nahhas, Borland, Cho, Chung-Hall, Fairman, Fong, McNeill, Popova, Thrasher & Cummings (2021)[7]		X	X									2
39	Sonnenberg, Bostic & Halpern-Felsher (2020)[26]							X					1

#	Author (year)	Tobacco endgame goal	Product focused			User focused		Market/supply focused					# of goal/endgame policies considered	
			Mandate very low Limit nicotine in smoked tobacco products	Set product standards to make products unappealing or intolerable	Move consumers from smoked tobacco products to lower-risk products	Require consumers to obtain a licence or prescription	Restrict tobacco supplies and sales by birth year (tobacco-free generation)	Ban commercial sale of combustible tobacco	Set regularly reducing quota on the volume manufactured or imported ('sinking lid')	Reduce commercial viability of tobacco companies	Increases in tobacco tax to make tobacco products unaffordable	Restrictions retailers to substantially reduce tobacco availability		
40	Toxværd, Pisinger, Lykke & Lau (2023)[45]							X						1
41	Trainer, Gall, Smith & Terry (2017)[46]								X					1
42	Wamamili, Gartner & Lawler (2022)[47]							X						1
43	Wang, Wang, Lam, Viswanath & Chan (2015)[48]							X						1
44	White (2015)[19]							X						1
45	White (2013)[49]							X						1
46	Wu, Wang, Ho, Cheung, Kwong, Lai & Lam (2019)[15]					X	X	X	X					4
47	Zatoński, Herbec, Zatoński, Przewoźniak, Janik-Koncewicz,			X										1

#	Author (year)	Tobacco endgame goal	Product focused			User focused		Market/supply focused					# of goal/endgame policies considered
			Mandate very low Limit nicotine in smoked tobacco products	Set product standards to make products unappealing or intolerable	Move consumers from smoked tobacco products to lower-risk products	Require consumers to obtain a licence or prescription	Restrict tobacco supplies and sales by birth year (tobacco-free generation)	Ban commercial sale of combustible tobacco	Set regularly reducing quota on the volume manufactured or imported ('sinking lid')	Reduce commercial viability of tobacco companies	Increases in tobacco tax to make tobacco products unaffordable	Restrictions retailers to substantially reduce tobacco availability	
	Mons, Fong, Demjén, Tountas, Trofor, Fernández, McNeil, Willemsen, Hummel, Quah, Kyriakos & Vardavas (2018)[50]												

6. Descriptions of the included articles by endgame policy

Table S6.1. Study characteristics and percentage support by group: tobacco endgame goal (n = 7)

#*	Authors (Published year)	Study design	Geographic location; Setting (relevant to policy)**	Name of data source (name of panel, if applicable)	Data collection modality (year)	Study participants (%/n of females, AYA and people who smoke); Overall sample size in analysis	Representative-ness of data	Funding, COI	Group (subgroup/type of question asked)	% Support (95% CI, if available)
3	Action on Smoking and Health (2022)	Cross-sectional	England, UK; Endgame goal established ($\leq 5\%$ by 2030)	2022 ASH Smokefree survey	Web (2022)	Adults aged 18+ (1770 AYA aged 18-24, 1415 people who smoke) $n = 10883$	Representative	Survey funded by cancer Research UK	General population	74.0%
									People who smoke	43.0%
									AYA	71.0%
12	Cosgrave, Blake, Murphy, Sheridan, Doyle & Kavanagh (2023)	Cross-sectional	Ireland; Endgame goal established ($\leq 5\%$ by 2025)	NR	Telephone (2022)	People aged 15+ (50.9% females, 15.9% AYA aged 15-24, 13.6% people who smoke tobacco products) $n = 1000$	Representative	Survey funded by Health Service Executive Tobacco-Free Ireland Programme	General population	74.6% (71.9-77.3%)
13	Edwards, Johnson, Stanley, Waa, Ouimet & Fong (2021)	Cross-sectional analysis of a longitudinal cohort	NZ; Endgame goal established ($\leq 5\%$ by 2025)	ITC NZ	Telephone (W1: 2016-2017, W2: 2018)	Adults aged 18+ who currently smoke and who have quit recently (58.1% and 61.0% females, 8.1% and 8.5% AYA aged 18-24, 78.8% and 71.2% people who smoke for W1 and W2) $n = 1155$ (W1) 1020 (W2)	Representative	One author served as an expert witness in litigation against tobacco industry	People who smoke (goal unprompted)	42.1% (37.1-47.4%)
									People who smoke (goal prompted)	50.6% (45.4-55.7%)
17	Gendall, Hoek & Edwards (2014)	Cross-sectional	NZ; Endgame goal established ($\leq 5\%$ by 2025)	NR (ResearchNow internet panel)	Web (NR)	People who smoke and who do not smoke (335 people who smoke daily) $n = 833$	Representative	NR	General population (goal unexplained)	56.0%
									General population (goal explained)	74.0%
									People who smoke (goal unexplained)	19.0%
									People who smoke (goal explained)	28.0%

#*	Authors (Published year)	Study design	Geographic location; Setting (relevant to policy)**	Name of data source (name of panel, if applicable)	Data collection modality (year)	Study participants (%/n of females, AYA and people who smoke); Overall sample size in analysis	Representative-ness of data	Funding, COI	Group (subgroup/type of question asked)	% Support (95% CI, if available)
18	Gendall, Hoek, Maubach & Edwards (2013)	Cross-sectional	NZ; Endgame goal established ($\leq 5\%$ by 2025)	NR (ResearchNow internet panel)	Web (2012)	People aged 15+ who smoke and who do not smoke (427 females, 151 AYA aged 15-24, 158 people who smoke) $n = 828$	Representative	None declared	General population	79.0%
									People who smoke	50.0%
20	Jaine, Healey, Edwards & Hoek (2015)	Repeated cross-sectional	NZ; Endgame goal established in 2011 ($\leq 5\%$ by 2025)	2009-2012 ASH Year 10 Snapshot Survey	Face-to-face Interview (2009, 2010, 2011, 2012)	Year 10 students aged 14-15 years (47% females, 6% adolescents who smoke daily) $n = 25762$ ('09) 32605 ('10) 26645 ('11) 28447 ('12)	Representative	Survey funded by NZ Ministry of Health	AYA ('11)	51.0% (49.7-52.3%)
									AYA ('12)	59.0% (57.8-60.2%)
									AYA who smoke daily ('11)	9.0%
									AYA who smoke daily ('12)	10.0% (8-12%)
35	Robertson, Gendall, Hoek, Cameron, Marsh & McGee (2016)	Cross-sectional	NZ; Endgame goal established ($\leq 5\%$ by 2025)	NR (ResearchNow internet panel)	Web (NR)	Adults aged 18+ who smoke (54.4% females) $n = 623$	NR	Funded by NZ Asthma Foundation and NZ Lottery Health	People who smoke	40.0%

ASH, Action for Smoking and Health; AYA, adolescents and young adults; COI, conflict of interest; ITC, International Tobacco Control; FDA, Food and Drug Administration; NR, Not reported; NZ, New Zealand; UK, United Kingdom; USA, United States of America

*Numbers correspond to the numbers used in Table S3

**At the time of data collection

Table S6.2. Study characteristics and percentage support by group: limiting nicotine in smoked tobacco products (n = 14)

#*	Authors (Published year)	Study design	Geographic location; Setting (relevant to policy)**	Name of data source (Panel, if applicable)	Data collection modality (year)	Study participants (%/n of females, AYA and people who smoke); Overall sample size in analysis	Representativeness of sample	Funding, COI	Group (subgroup)	% Support (95% CI, if available)
4	Ali, Al-Shawaf, Wang, & King (2019)	Cross-sectional	USA; FDA released potential product standard lowering nicotine in cigarettes	2018 SummerStyles (Knowledge Panel)	Web (2018)	Adults aged 18+ (50.5% females, 4.2% AYA, 10.9% people who smoke) <i>n</i> = 4037	Representative	None declared	General population	81.0% (79.6-82.4%)
									People who smoke	80.6% (76.5-84.7%)
									AYA	79.3% (73.1-85.6%)
8	Bolcic-Jankovic & Biener (2015)	Cross-sectional	Indianapolis and Dallas/Fort Worth, USA	NR	Mail (2012)	Adults aged 18-65 (494 females, 189 people who smoke) <i>n</i> = 934	Representative	Survey funded by the Ministry for Innovation, Science, and Research of the German Federal State of North Rhine-Westphalia. One author received grants from Cancer Research UK	General population (reduce immediately + gradually)	79.1%
									People who smoke (reduce immediately + gradually)	76.2% (52.9-99.5%)
11	Chung-Hall, Fong, Driezen & Craig (2018)	Cross-sectional analysis of a longitudinal cohort	Canada; Endgame goal established (5% by 2035)	2016 ITC Four Country Smoking and Vaping Survey	Telephone or web (2016)	Adults aged 18+ who smoke (52.8% females, 23.6% AYA) <i>n</i> = 3215	Representative (Canadian people who smoke and use e-cigarettes)	Survey funded by US National Cancer Institute and by Foundation Grant	People who smoke	70.2%
									AYA who smoke	71.9%

12	Cosgrave, Blake, Murphy, Sheridan, Doyle & Kavanagh (2023)	Cross-sectional	Ireland; Endgame goal established ($\leq 5\%$ by 2025)	NR	Telephone (2022)	People aged 15+ (50.9% females, 15.9% AYA aged 15-24, 13.6% people who smoke tobacco products) $n = 1000$	Representative	Survey funded by Health Service Executive Tobacco-Free Ireland Programme	General population	86.1% (84.0-88.2%)
									People who smoke	75.5%
13	Edwards, Johnson, Stanley, Waa, Ouimet & Fong (2021)	Cross-sectional analysis of a longitudinal cohort	NZ; Endgame goal established ($\leq 5\%$ by 2025)	ITC NZ	Telephone (W1: 2016-2017, W2: 2018)	Adults aged 18+ who currently smoke and who have quit recently (58.1% and 61.0% females, 8.1% and 8.5% AYA aged 18-24, 78.8% and 71.2% people who smoke for W1 and W2) $n = 1155$ (W1) 1020 (W2)	Representative	One author served as an expert witness in litigation against tobacco industry	People who smoke	71.5% (66.5-76.0%)
15	Gallup (2022)	Cross-sectional	USA and District of Columbia; FDA released potential product standard lowering nicotine in cigarettes	Gallup Poll Social Survey	Telephone (2022)	Adults aged 18+ (516 females, 103 people who smoke) $n = 1013$	Representative	NR	General population	74%
22	Kulak, Kamper-DeMarco & Kozlowski (2020)	Cross-sectional	USA; FDA released potential product standard lowering nicotine in cigarettes	NR (Prime Panel)	Web (2019)	US citizens aged 18+ (61.3% females, 18.7% AYA aged 18-24, 30.7% people who smoke) $n = 540$	Not representative	None declared	General population (Likert-type response)	66.1%
									General population (forced-choice response)	46.5%
									People who smoke (Likert-type response)	51.8%
									People who smoke (forced-choice response)	30.1%
24	Li & Newcombe (2013)	Cross-sectional	NZ; Endgame goal established ($\leq 5\%$ by	2012 Health and Lifestyles Survey	Face-to-face interview (2012)	People who smoke aged 15+ $n = 659$	Representative	Survey funded by NZ Ministry of Health	People who smoke (quit-attempters)	78.1% (69.8-86.4%)
									People who smoke (non-attempters)	56.3% (46.2-66.4%)

			2025)							
25	Li, Newcombe & Walton (2016)	Cross-sectional	NZ; Endgame goal established (≤5% by 2025)	2014 Health and Lifestyles Survey	Face-to-face interview (2014)	Adults age 15+ (52.1% females, 17.2% AYA aged 15-24, 16.2% people who smoke) <i>n</i> = 2594	Representative	Survey funded by NZ Ministry of Health	General population	80.7%
									AYA	47.4%
									People who smoke	62.9%
32	Patel, Cuccia, Zhou, Czaplicki, Pitzer, Hair, Schillo & Vallone (2019)	Cross-sectional	USA; FDA released potential product standard lowering nicotine in cigarettes	NR (AmeriSpeak panel)	Telephone or web (2018)	Adults aged 18-54 who smoke (40% females, 16% AYA aged 18-24) <i>n</i> = 854	Representative	Funded by Truth Initiative	General population	72.0%
33	Pearson, Abrams, Niaura, Richardson, & Vallone (2013)	Cross-sectional	USA; FDA issued notice on potential regulation to explore low nicotine standards in cigarettes	NR (Knowledge Panel)	Web (2010)	Adults, mean age 46.4 (51.6% females, 22.2% people who smoke) <i>n</i> = 2649	Representative	One author supported by a National Research Service Award from the National Institute on Drug Abuse	General population	46.7% (43.6-49.7%)
									People who smoke	45.5% (41.8-49.3%)
34	Pepper, Squiers, Bann, Coglaiti & McCormack (2020)	Cross-sectional	USA; FDA released potential product standard lowering nicotine in cigarettes	NR (ResearchNow)	Web (2017)	Adults aged 18+ (56.3% females, 46.9% people who smoke) <i>n</i> = 1285	Not representative	Funded by institutional funds provided by Research Triangle Institute International	General population	77.8%
									People who smoke	46.3%

36	Schmidt, Kowitz, Myers & Goldstein (2018)	Cross-sectional	USA; FDA issued notice on potential regulation to explore low nicotine standards in cigarettes	Center for Regulatory Research on Tobacco Communication Survey	Telephone (2014-2015)	Adults aged 18+ (51.1% females, 17.6% people who smoke) <i>n</i> = 4337	Representative	Funded by National Cancer Institute and FDA CTP	General population	71.0%
38	Smith, Nahhas, Borland, Cho, Chung-Hall, Fairman, Fong, McNeill, Popova, Thrasher & Cummings (2021)	Cross-sectional	Canada, USA, UK, Australia; Endgame goal established in Canada, UK, Australia	2016 ITC Four Country Smoking and Vaping Survey	Web (2016)	Adults age 18+ who smoke daily (44.5% females, 11.6% AYA aged 18-24) <i>n</i> = 2220 (Canada) 1850 (USA) 2880 (England) 1215 (Australia)	Representative	Funded by National Cancer Institute and FDA CTP	People who smoke (Canada)	68.0%
									People who smoke (USA)	53.8%
									People who smoke (England)	56.9%
									People who smoke (Australia)	56.7%

AYA: adolescents and young adults; COI, conflict of interest; CTP, Center for Tobacco Products; ITC, International Tobacco Control; FDA, Food and Drug Administration; NR, Not reported; NZ, New Zealand; UK, United Kingdom; USA, United States of America

*Numbers correspond to the numbers used in Table S3

**At the time of data collection

Table S6.3. Study characteristics and percentage support by group: standards to make smoked tobacco products unappealing or intolerable (n = 6)

#*	Authors (Published year)	Study design	Geographic location; Setting (relevant to policy)**	Name of data source (Panel, if applicable)	Data collection modality (year)	Study participants (%/n of females, AYA and people who smoke); Overall sample size in analysis	Representative -ness of sample	Funding, COI	Group (subgroup)	% Support (95% CI, if available)
Banning all additives, including flavourings (n = 6)										
11	Chung-Hall, Fong, Driezen & Craig (2018)	Cross-sectional analysis of a longitudinal cohort	Canada; Endgame goal established (5% by 2035)	2016 ITC Four Country Smoking and Vaping Survey	Telephone or web (2016)	Adults aged 18+ who smoke (52.8% females, 23.6% AYA aged 18-24) n = 3215	Representative (Canadian people who smoke and use e-cigarettes)	Survey funded by US National Cancer Institute and by Foundation Grant	People who smoke	42.5%
									AYA who smoke	36.7%
12	Cosgrave, Blake, Murphy, Sheridan, Doyle & Kavanagh (2023)	Cross-sectional	Ireland; Endgame goal established (≤5% by 2025)	NR	Telephone (2022)	People aged 15+ (50.9% females, 15.9% AYA aged 15-24, 13.6% people who smoke tobacco products) n = 1000	Representative	Survey funded by Health Service Executive Tobacco-Free Ireland Programme	General population	69.2% (66.3-72.1%)
									People who smoke	58.2%
13	Edwards, Johnson, Stanley, Waa, Ouimet & Fong (2021)	Cross-sectional analysis of a longitudinal cohort	NZ; Endgame goal established (≤5% by 2025)	ITC NZ	Telephone (W1: 2016-2017, W2: 2018)	Adults aged 18+ who currently smoke and who have quit recently (58.1% and 61.0% females, 8.1% and 8.5% AYA aged 18-24, 78.8% and 71.2% people who smoke for W1 and W2) n = 1155 (W1) 1020 (W2)	Representative	One author served as an expert witness in litigation against tobacco industry	People who smoke	49.1% (44.0-54.3%)
23	Kyriakos, Fong, de Abreu Perez, Szklo, Driezen, Quah, Figueiredo & Filippidis (2022)	Cross-sectional analysis of a longitudinal cohort	Rio de Janeiro, São Paulo, and Porto Alegre city of Brazil; Additive ban approved as a national policy but yet to be implemented	ITC Brazil	Telephone (2016-2017)	Adults aged 18+ who smoke (52.1% females, 4.4% AYA aged 18-24) n = 1216	Representative	Authors funded by Imperial College London, Canadian Institute of Health Research, Ontario	People who smoke	61.7% (57.5-65.8%)
									AYA who smoke	52.8%

								Institute for Cancer Research, and Canadian Cancer Society		
38	Smith, Nahhas, Borland, Cho, Chung-Hall, Fairman, Fong, McNeill, Popova, Thrasher & Cummings (2021)	Cross-sectional analysis of a longitudinal cohort	Canada, USA, UK, Australia; Endgame goal established in Canada, UK, Australia	2016 ITC Four Country Smoking and Vaping Survey	Web (2016)	Adults age 18+ who smoke daily (44.5% females, 11.6% AYA aged 18-24) <i>n</i> = 2220 (Canada) 1850 (USA) 2880 (England) 1215 (Australia)	Representative	Funded by National Cancer Institute and FDA CTP	People who smoke (Canada)	40.3%
									People who smoke (USA)	34.5%
									People who smoke (England)	29.7%
									People who smoke (Australia)	34.3%
47	Zatoński, Herbec, Zatoński, Przewoźniak, Janik-Koniecz, Mons, Fong, Demjén, Tountas, Trofor, Fernández, McNeil, Willemsen, Hummel, Quah, Kyriakos & Vardavas (2018)	Cross-sectional	Germany, Greece, Hungary, Poland, Romania, Spain, NL and England	2016 ITC 6E Survey, 2016 ITC Netherlands Survey and 2016 ITC Four Country Smoking and Vaping Survey (England only)	Face-to-face interview (6E) or web (NL, England) (2016)	Adults aged 18+ who smoke (6E, England) and people aged 15+ who smoke (NL) (44.6% females, 12.4% AYA aged 18-24) <i>n</i> = 10760	Representative	Funded by European Union's Horizon 2020	People who smoke	46.3% (44.8-47.8%)
Banning filters (n = 1)										
12	Cosgrave, Blake, Murphy, Sheridan, Doyle & Kavanagh (2023)	Cross-sectional	Ireland; Endgame goal established (≤5% by 2025)	NR	Telephone (2022)	People aged 15+ (50.9% females, 15.9% AYA aged 15-24, 13.6% people who smoke tobacco products) <i>n</i> = 1000	Representative	Survey funded by Health Service Executive Tobacco-Free Ireland Programme	General population	51.3% (48.2-54.4%)
									People who smoke	35.8%

AYA, adolescents and young adults; ITC, International Tobacco Control; FDA, Food and Drug Administration; NL, Netherlands; NR, Not reported; NZ, New Zealand; UK, United Kingdom; USA, United States of America; 6E: 6 European Country

*Numbers correspond to the numbers used in Table S3

**At the time of data collection

Table S6.4. Study characteristics and percentage support by group: transition from smoked tobacco products to lower-risk products (n = 1)

#*	Authors (Published year)	Study design	Geographic location; Setting (relevant to policy)**	Name of data source (Panel, if applicable)	Data collection modality (year)	Study participants (%/n of females, AYA and people who smoke); Overall sample size in analysis	Representativeness of sample	Funding, COI	Group (subgroup)	% Support (95% CI, if available)
28	Morphett, Puljević, Borland, Carter, Hall & Gartner (2021)	Cross-sectional	Australia	NR	Web (2015)	Adults aged 18+ who smoke daily (46% females) n = 1538	Representative	Funded by Australia Research Council	People who smoke	66.2%

COI, conflict of interests; NR, Not reported

*Numbers correspond to the numbers used in Table S3

**At the time of data collection

Table S6.5. Study characteristics and percentage support by group: require consumers to obtain a license or prescription (n = 2)

#*	Authors (Published year)	Study design	Geographic location; Setting (relevant to policy)*	Name of data source (Panel, if applicable)	Data collection modality (year)	Study participants (%/n of females, AYA and people who smoke); Overall sample size in analysis	Representativeness of sample	Funding, COI	Group (subgroup)	% Support (95% CI, if available)
12	Cosgrave, Blake, Murphy, Sheridan, Doyle & Kavanagh (2023)	Cross-sectional	Ireland; Endgame goal established ($\leq 5\%$ by 2025)	NR	Telephone (2022)	People aged 15+ (50.9% females, 15.9% AYA aged 15-24, 13.6% people who smoke tobacco products) $n = 1000$	Representative	Survey funded by Health Service Executive Tobacco-Free Ireland Programme	General population	40.3% (37.3-43.4%)
									People who smoke	30.0%
46	Wu, Wang, Ho, Cheung, Kwong, Lai & Lam (2019)	Cross-sectional	Hong Kong;	Tobacco Control Policy-related Survey 2015	Telephone (2015)	Adults aged 15+ (52.2% females, 11.5% people who smoke) $n = 2004$	Representative	Funded by Hong Kong Council on Smoking and Health	General population	54.1%

COI, conflict of interests; NR, Not reported

*Numbers correspond to the numbers used in Table S3

**At the time of data collection

Table S6.6. Study characteristics and percentage support by group: restrict tobacco supplies and sales by birth year (tobacco-free generation)

(n = 4)

#*	Authors (Published year)	Study design	Geographic location; Setting (relevant to policy)*	Name of data source (Panel, if applicable)	Data collection modality (year)	Study participants (%/n of females, AYA and people who smoke); Overall sample size in analysis	Representativeness of sample	Funding, COI	Group (subgroup)	% Support (95% CI, if available)
12	Cosgrave, Blake, Murphy, Sheridan, Doyle & Kavanagh (2023)	Cross-sectional	Ireland; Endgame goal established (≤5% by 2025)	NR	Telephone (2022)	People aged 15+ (50.9% females, 15.9% AYA aged 15-24, 13.6% people who smoke tobacco products) n = 1000	Representative	Survey funded by Health Service Executive Tobacco-Free Ireland Programme	General population	56.0% (52.9-59.1%)
									People who smoke	39.1%
21	Kock, Shahab, Moore, Shortt, Pearce & Brown (2022)	Cross-sectional	Great Britain (Scotland, Wales and England), UK; Government outlined an endgame goal	Smoking Toolkit Study	Telephone (2021)	Adults aged 18+ (50% females, 11% AYA aged 18-24, 15% people who smoke) n = 2197	Representative	Authors supported by UK Prevention Research Partnership	General population	34.5%
									People who smoke	21.0%
41	Trainer, Gall, Smith & Terry (2017)	Cross-sectional	Tasmania, Australia	Tasmanian Smoking and Health Survey (TSHS) and Australian Secondary Students' Alcohol and Drug Survey (ASSAD)	TSHS: telephone (2014) ASSAD: paper (2014)	TSHS: Tasmanians aged 18+ (292 females, 18% people who smoke) n = 581 ASSAD: Tasmanian secondary school students aged 12-17 (865 females, 8% people who smoke) n = 1743	Representative	Survey funded by Primary Health Tasmania and Cancer Council Tasmania. Author supported by National Heart Foundation	General population	73% (69-77%)
									People who smoke	71% (63-79%)
									AYA	68% (66-70%)

#*	Authors (Published year)	Study design	Geographic location; Setting (relevant to policy)*	Name of data source (Panel, if applicable)	Data collection modality (year)	Study participants (%/n of females, AYA and people who smoke); Overall sample size in analysis	Representativeness of sample	Funding, COI	Group (subgroup)	% Support (95% CI, if available)
									AYA who smoke	46% (38-54%)
46	Wu, Wang, Ho, Cheung, Kwong, Lai & Lam (2019)	Cross-sectional	Hong Kong;	Tobacco Control Policy-related Survey 2015	Telephone (2015)	Adults aged 15+ (52.2% females, 11.5% people who smoke) <i>n</i> = 2004	Representative	Funded by Hong Kong Council on Smoking and Health	General population	51.8%

AYA, adolescents and young adults; COI, conflict of interests; NR, Not reported; UK, United Kingdom

*Numbers correspond to the numbers used in Table S3

**At the time of data collection

Table S6.7. Study characteristics and percentage support by group: ban commercial sales of combustible tobacco (n = 24)

#*	Authors (Published year)	Study design	Geographic location; Setting (relevant to policy)*	Name of data source (Panel, if applicable)	Data collection modality (year)	Study participants (%/n of females, AYA and people who smoke); Overall sample size in analysis	Representativeness of sample	Funding, COI	Group (subgroup)	% Support (95% CI, if available)
5	Al-Shawaf, Grooms, Mahoney, Lunsford & Kittner (2023)	Cross-sectional	USA;	2021 SpringStyles	Web (2021)	Adults aged 18+ (51.6% females, 11.0% people who smoke) n = 6455	Representative	Authors affiliated with the US Office on Smoking and Health at the Centers for Disease Control and Prevention	General population	57.3% (55.9-58.8%)
									People who smoke	25.2 (21.1-29.3%)
6	Avishai, Ribisl & Sheeran (2023)	Cross-sectional	USA;	NR	Web (NR)	People who smoke, previously smoked and never smoked (57% females, 35.1% people who smoke) n = 479	Not representative	NR	General population	52.4%
									People who smoke	36.3%
7	Boeckmann, Kotz, Shahab, Brown & Kastaun (2018)	Cross-sectional	Germany;	DEutsche Befragung zum RAuchverhalten (DEBRA)	Face-to-face interviews (2016)	People aged 14+ (51.9% females, 28.4% people who smoke) n = 2062	Representative	One author received funding from Cancer Research UK	General population	22.9% (21.1-24.8%)
									People who smoke	9.9% (7.4-12.5%)
9	Brennan, Durkin, Scollo, Swanson & Wakefield (2021)	Cross-sectional	Victoria, Australia;	Victorian Smoking and Health Survey	Telephone (2019)	Adults aged 18+ (31.7% people who smoke) n = 2774	Representative	Authors received funding from VicHealth, the Victorian Department of Health and Human Services, Cancer	General population (Likert)	52.8%
									General population (Timeframe)	79.5%
									People who smoke (Likert)	31.7%

#*	Authors (Published year)	Study design	Geographic location; Setting (relevant to policy)*	Name of data source (Panel, if applicable)	Data collection modality (year)	Study participants (%/n of females, AYA and people who smoke); Overall sample size in analysis	Representativeness of sample	Funding, COI	Group (subgroup)	% Support (95% CI, if available)
								Council Victoria	People who smoke (Timeframe)	63.1%
10	Brennan, Ilchenko, Scollo, Durkin & Wakefield (2022)	Cross-sectional	Australia	NR (Life in Australia)	Web or telephone (2019)	Adults aged 18+ (950 females, 282 people who smoke) <i>n</i> = 1874	Representative	Funded by Cancer Council Victoria	General population	61.6%
									People who smoke	39.2%
12	Cosgrave, Blake, Murphy, Sheridan, Doyle & Kavanagh (2023)	Cross-sectional	Ireland; Endgame goal established ($\leq 5\%$ by 2025)	NR	Telephone (2022)	People aged 15+ (50.9% females, 15.9% AYA aged 15-24, 13.6% people who smoke tobacco products) <i>n</i> = 1000	Representative	Survey funded by Health Service Executive Tobacco-Free Ireland Programme	General population	82.8% (80.5-85.1%)
									People who smoke	66.4%
13	Edwards, Johnson, Stanley, Waa, Ouimet & Fong (2021)	Cross-sectional analysis of a longitudinal cohort	NZ; Endgame goal established ($\leq 5\%$ by 2025)	ITC NZ	Telephone (W1: 2016-2017, W2: 2018)	Adults aged 18+ who currently smoke and who have quit recently (58.1% and 61.0% females, 8.1% and 8.5% AYA aged 18-24, 78.8% and 71.2% people who smoke for W1 and W2) <i>n</i> = 1155 (W1) 1020 (W2)	Representative	One author served as an expert witness in litigation against tobacco industry	People who smoke	44.9% (40.5-59.4%)
14	Edwards, Wilson, Peace, Weerasekera,	Cross-sectional analysis of a	NZ	ITC NZ	Telephone (2007-2009)	Adults aged 18+ who currently smoke (61.6% females)	Representative	Survey funded by NZ Health Research	People who smoke (W2)	46.0% (41.6-50.4%)

#*	Authors (Published year)	Study design	Geographic location; Setting (relevant to policy)*	Name of data source (Panel, if applicable)	Data collection modality (year)	Study participants (%/n of females, AYA and people who smoke); Overall sample size in analysis	Representativeness of sample	Funding, COI	Group (subgroup)	% Support (95% CI, if available)
	Thomson & Gifford (2013)	longitudinal cohort				n = 1376 (W1) 923 (W2)		Council		
16	Gallus, Lugo, Fernandez, Gilmore, Leon, Clancy & La Vecchia (2014)	Cross-sectional	18 European countries (Albania, Austria, Bulgaria, the Czech Republic, Croatia, England, Finland, France, Greece, Hungary, Ireland, Italy, Latvia, Poland, Portugal, Romania, Spain and Sweden);	Pricing policies and Control of Tobacco in Europe (PPACTE)	Face-to-face interviews (2010)	Adults aged 15+ (8765 females, 2651 AYA aged 15-24, 5019 people who smoke) n = 16947	Representative	Funded by the European Commission Seventh Framework Programme Grant. Some authors are supported by National Cancer Institute	General population	34.9%
									People who smoke	25.6%
									AYA	37.8%
18	Gendall, Hoek, Maubach & Edwards (2013)	Cross-sectional	NZ; Endgame goal established (≤5% by 2025)	NR (ResearchNow internet panel)	Web (2012)	People aged 15+ who smoke and who do not smoke (427 females, 151 AYA aged 15-24, 158 people who smoke) n = 828	Representative	None declared	General population	50.0%
									People who smoke	18.0%
19	Hayes, Wakefield & Scollo (2014)	Cross-sectional	Victoria, Australia	Victorian Smoking and Health Survey	Telephone (2009, 2010)	Adults aged 18+ n = 4502 ('09) 4499 ('10)	Representative	Funded by Quit Victoria	General population ('09)	71.6%
									General population ('10, with time frame)	70.9%

#*	Authors (Published year)	Study design	Geographic location; Setting (relevant to policy)*	Name of data source (Panel, if applicable)	Data collection modality (year)	Study participants (%/n of females, AYA and people who smoke); Overall sample size in analysis	Representativeness of sample	Funding, COI	Group (subgroup)	% Support (95% CI, if available)
									People who smoke ('09)	57.0%
									People who smoke ('10, with time frame)	42.2%
20	Jaine, Healey, Edwards & Hoek (2015)	Repeated cross-sectional	NZ; Endgame goal established in 2011 ($\leq 5\%$ by 2025)	2009-2012 ASH Year 10 Snapshot Survey	Face-to-face Interview (2009, 2010, 2011, 2012)	Year 10 students aged 14-15 years (49% females, 5.5% adolescents who smoke daily) $n = 25762$ ('09) 32605 ('10) 26645 ('11) 28447 ('12)	Representative	Survey funded by NZ Ministry of Health	AYA ('10)	48% (47.0-49.0%)
									AYA ('11)	52%
									AYA ('12)	57% (55.8-58.2%)
									AYA who smoke ('10)	11%
									AYA who smoke ('11)	13%
									AYA who smoke ('12)	13% (10.6-15.4%)
26	Lykke, Pisinger & Glümer (2016)	Cross-sectional	København, Denmark;	How Are You? Survey 2013	Mail (2013)	Adults aged 16+ (51.6% females, 14.3% AYA aged 16-24, 15.5% people who smoke daily) $n = 41356$	Representative	Funded by Capital Region of Denmark	General population	30.6%
									People who smoke	18.2% (16.9-19.5%)
									AYA	34.0% (32.3-35.7%)
29	Newcombe & Li (2013)	Cross-sectional	NZ;	2012 Health and Lifestyles Survey	Face-to-face interview (2012)	Adults aged 15+ $n = 2672$	Representative	Survey funded by NZ Ministry of Health	General population	54% (50-57%)
									People who smoke	34.0%
30	Nogueira, Driezen, Fu, Hitchman, Tigova, Castellano, Kyriakos, Zatonski, Mons, Quah,	Cross-sectional analyses of a longitudinal sample	Germany, Greece, Hungary, Poland, Romania, Spain	ITC 6E Survey	Face-to-face interview (2016, 2018)	Adults aged 18+ who smoke (in W1) $n = 6011$ (W1) 6027 (W2)	Representative	Funded by European Union's Horizon 2020 research and innovation programme	People who smoke (W2)	37.8% (35.3-40.4%)

#*	Authors (Published year)	Study design	Geographic location; Setting (relevant to policy)*	Name of data source (Panel, if applicable)	Data collection modality (year)	Study participants (%/n of females, AYA and people who smoke); Overall sample size in analysis	Representativeness of sample	Funding, COI	Group (subgroup)	% Support (95% CI, if available)
	Demjen, Trofor, Przewozniak, Katsaounou, Fong, Cardavas, Fernandez & EUREST-PLUS Consortium (2022)								AYA who smoke (W2)	36.7%
31	Palladino, Hone, Filippidis (2018)	Repeated cross-sectional	27 EU member states (Austria, Belgium, Bulgaria, Croatia, Republic of Cyprus, Czech Republic, Denmark, Estonia, Finland, France, Germany, Greece, Hungary, Ireland, Italy, Latvia, Lithuania, Luxembourg, Malta, Netherlands,	Flash Eurobarometer Survey	Telephone (2008, 2011, 2014)	Adolescents and young adults aged 15-24 <i>n</i> = 12312 ('08) 12313 ('11) 12628 ('14)	Representative	Funded by National Institute for Health Research	AYA ('08)* *Study provided estimates for each 27 EU member states. But only the overall is provided here	17.9% (16.8-19.0%)
									AYA ('11)* *Study provided estimates for each 27 EU member states. But only the overall is provided here	16.5% (15.4-17.5%)

#*	Authors (Published year)	Study design	Geographic location; Setting (relevant to policy)*	Name of data source (Panel, if applicable)	Data collection modality (year)	Study participants (%/n of females, AYA and people who smoke); Overall sample size in analysis	Representativeness of sample	Funding, COI	Group (subgroup)	% Support (95% CI, if available)
			Poland, Portugal, Romania, Slovakia, Slovenia, Spain, Sweden)						AYA ('14)* *Study provided estimates for each 27 EU member states. But only the overall is provided here	16.0% (15.0-17.1%)
37	Siddiqi, Siddiqi, Boeckmann, Islam, Khan, Dobbie, Khan & Kannan (2022)	Cross-sectional	Pakistan	Studying Tobacco Users of Pakistan (STOP)	Face-to-face interview (2019-2020)	People who smoke aged 15+ (1.3% females) n = 6014	Representative	Funded by European Union Horizon 2020 Grant	People who smoke	93.9%
39	Sonnenberg, Bostic & Halpern-Felsher (2020)	Cross-sectional	California, USA	Tobacco Perceptions Study	Web (2018)	AYA aged 16-23 (284 females) n = 450	Not representative	Funded by National Cancer Institute and FDA CTP	AYA (ban sale immediately)	57.0%
									AYA (ban sale gradually)	73.4%
40	Toxværd, Pisinger, Lykke & Lau (2023)	Repeated cross-sectional	Denmark; Endgame goal established (first smoke-free generation by 2030), but lacked clear definition	Denmark Capital Region Health Survey	Web or paper (2013, 2017)	Adults aged 16+ (51.6% females, 14.3% AYA aged 16-24, 15.5% people who smoke daily) n = 55185 ('17)	Representative	Funded by Capital Region of Copenhagen	General population	50.3% (49.2-51.5%)
									AYA	51.0% (49.5-52.6%)
									People who smoke	27.2% (26.0-28.5%)

#*	Authors (Published year)	Study design	Geographic location; Setting (relevant to policy)*	Name of data source (Panel, if applicable)	Data collection modality (year)	Study participants (%/n of females, AYA and people who smoke); Overall sample size in analysis	Representativeness of sample	Funding, COI	Group (subgroup)	% Support (95% CI, if available)
42	Wamamili, Gartner & Lawler (2022)	Cross-sectional	NZ and Queensland, Australia	NR	Web or paper (NZ: 2018 Australia: 2017)	University students aged 18+ (60.4% and 57.7% females, 68.5% and 82.6% AYA aged 18-24, 8.7% and 10.5% people who smoke daily for UQ and NZ respectively) <i>n</i> = 5172 (UQ) 1932 (NZ)	Not representative	None declared	General population (UQ)	51.6%
									General population (NZ)	53.3%
43	Wang, Wang, Lam, Viswanath & Chan (2015)	Cross-sectional	Hong Kong;	Hong Kong Family and Health Information Trends Survey	Telephone (2012)	Adults aged 18+ (52.1% females, 13.2% AYA aged 18-24, 9.5% people who smoke daily) <i>n</i> = 1516	Representative	Funded by Hong Kong Jockey Club Charities Trust	General population	71.2% (65.6-76.8%)
									People who smoke	50.5% (32.4-68.6%)
44	White (2015)	Cross-sectional	NZ; Endgame goal established ($\leq 5\%$ by 2025)	2014 Youth Insights Survey	Paper (2014)	Year 10 students aged 14-15 (8% AYA who smoke daily) <i>n</i> = 2919	Representative	NR	AYA	56.0% (54.0-58.0%)
									AYA who smoke	12.0%
45	White (2013)	Cross-sectional	NZ; Endgame goal established ($\leq 5\%$ by 2025)	2012 Youth Insights Survey	Paper (2012)	Year 10 students aged 14-15 (7% AYA who smoke daily) <i>n</i> = 3143	Representative	NR	AYA	57.0% (55.0-59.0%)
									AYA who smoke	11.0%
46	Wu, Wang, Ho, Cheung, Kwong, Lai & Lam (2019)	Cross-sectional	Hong Kong;	Tobacco Control Policy-related Survey 2015	Telephone (2015)	Adults aged 15+ (52.2% females, 11.5% people who smoke) <i>n</i> = 2004	Representative	Funded by Hong Kong Council on Smoking and Health	General population	70.5%

#*	Authors (Published year)	Study design	Geographic location; Setting (relevant to policy)*	Name of data source (Panel, if applicable)	Data collection modality (year)	Study participants (%/n of females, AYA and people who smoke); Overall sample size in analysis	Representativen ess of sample	Funding, COI	Group (subgroup)	% Support (95% CI, if available)
----	--------------------------------	-----------------	--	---	--	--	----------------------------------	-----------------	------------------	--

AYA, adolescents and young adults; COI, conflict of interests; CTP, Center for Tobacco Products; ITC, International Tobacco Control; FDA, Food and Drug Administration; NL, Netherlands; NR, Not reported; NZ, New Zealand; UK, United Kingdom; UQ, University of Queensland; USA, United States of America; W, Wave; 6E: 6 European Country

*Numbers correspond to the numbers used in Table S3

**At the time of data collection

Table S6.8. Study characteristics and percentage support by group: regularly reduce the volume manufactured or imported (sinking lid) (n = 1)

#*	Authors (Published year)	Study design	Geographic location; Setting (relevant to policy)**	Name of data source (Panel, if applicable)	Data collection modality (year)	Study participants (%/n of females, AYA and people who smoke); Overall sample size in analysis	Representativeness of sample	Funding, COI	Group (subgroup)	% Support (95% CI, if available)
46	Wu, Wang, Ho, Cheung, Kwong, Lai & Lam (2019)	Cross-sectional	Hong Kong;	Tobacco Control Policy-related Survey 2015	Telephone (2015)	Adults aged 15+ (52.2% females, 11.5% people who smoke) <i>n</i> = 2004	Representative	Funded by Hong Kong Council on Smoking and Health	General population	80.0%

COI, conflict of interests

*Numbers correspond to the numbers used in Table S3

**At the time of data collection

Table S6.9. Study characteristics and percentage support by group: reduce the commercial viability of tobacco companies (n = 8)

#*	Authors (Published year)	Study design	Geographic location; Setting (relevant to policy)**	Name of data source (Panel, if applicable)	Data collection modality (year)	Study participants (%/n of females, AYA and people who smoke); Overall sample size in analysis	Representativeness of sample	Funding, COI	Group (subgroup)	% Support (95% CI, if available)
1	Action on Smoking and Health (2017)	Cross-sectional	England, UK;	2017 ASH Smokefree survey	Web (2017)	Adults aged 18+ (1351 people who smoke) n = 10488	Representative	Survey funded by cancer Research UK	General population	71.0%
									People who smoke	43.0%
2	Action on Smoking and Health (2021)	Cross-sectional	England, UK; Endgame goal established (≤5% by 2030)	2021 ASH Smokefree survey	Web (2021)	Adults aged 18+ (1228 people who smoke) n = 10211	Representative	Survey funded by cancer Research UK	General population	77%
3	Action on Smoking and Health (2022)	Cross-sectional	England, UK; Endgame goal established (≤5% by 2030)	2022 ASH Smokefree survey	Web (2022)	Adults aged 18+ (1770 AYA aged 18-24, 1415 people who smoke) n = 10883	Representative	Survey funded by cancer Research UK	General population	76.0%
									People who smoke	50.0%
									AYA	71.0%
7	Boeckmann, Kotz, Shahab, Brown & Kastaun (2018)	Cross-sectional	Germany;	DEutsche Befragung zum RAuchverhalten (DEBRA)	Face-to-face interviews (2016)	People aged 14+ (51.9% females, 28.4% people who smoke) n = 2062	Representative	One author received funding from Cancer Research UK	General population	57.3%
12	Cosgrave, Blake, Murphy, Sheridan, Doyle &	Cross-sectional	Ireland; Endgame goal established (≤5% by 2025)	NR	Telephone (2022)	People aged 15+ (50.9% females, 15.9% AYA aged 15-24, 13.6% people who smoke tobacco products)	Representative	Survey funded by Health Service Executive	General population	78.4% (75.9-81.0%)

#*	Authors (Published year)	Study design	Geographic location; Setting (relevant to policy)**	Name of data source (Panel, if applicable)	Data collection modality (year)	Study participants (%/n of females, AYA and people who smoke); Overall sample size in analysis	Representativeness of sample	Funding, COI	Group (subgroup)	% Support (95% CI, if available)
	Kavanagh (2023)					<i>n</i> = 1000		Tobacco-Free Ireland Programme	People who smoke	62.4%
27	Moodie, Sinclair, Mackintosh, Power & Bauld (2016)	Cross-sectional	UK	NR (YouGov)	Web (2014)	Adults aged 16+ (50.9% females, 14.9% AYA aged 16-24, 19.2% people who smoke tobacco products) <i>n</i> = 2253	Representative	Funded by Cancer Research UK	General population	46.0%
30	Nogueira, Driezen, Fu, Hitchman, Tigova, Castellano, Kyriakos, Zatonski, Mons, Quah, Demjen, Trofor, Przewozniak, Katsaounou, Fong, Cardavas, Fernandez & EUREST-PLUS Consortium (2022)	Cross-sectional analyses of a longitudinal sample	Germany, Greece, Hungary, Poland, Romania, Spain	ITC 6E Survey	Face-to-face interview (2016, 2018)	Adults aged 18+ who smoke (in W1) <i>n</i> = 6011 (W1) 6027 (W2)	Representative	Funded by European Union Horizon 2020 Grant	General population (W2)	48.7% (45.9-51.5%)
									AYA	54.1%

#*	Authors (Published year)	Study design	Geographic location; Setting (relevant to policy)**	Name of data source (Panel, if applicable)	Data collection modality (year)	Study participants (%/n of females, AYA and people who smoke); Overall sample size in analysis	Representativeness of sample	Funding, COI	Group (subgroup)	% Support (95% CI, if available)
37	Siddiqi, Siddiqi, Boeckmann, Islam, Khan, Dobbie, Khan & Kannan (2022)	Cross-sectional	Pakistan	Studying Tobacco Users of Pakistan (STOP)	Face-to-face interview (2019-2020)	People who smoke aged 15+ (1.5% females) <i>n</i> = 6014	Representative	Funded by European Union Horizon 2020 Grant	People who smoke	85.9%

ASH, Action on Smoking and Health; AYA, adolescents and young adults; COI, conflict of interests; ITC, International Tobacco Control; NR, not reported; UK, United Kingdom; W, Wave; 6E: 6 European Country

*Numbers correspond to the numbers used in Table S3

**At the time of data collection

Table S6.10. Study characteristics and percentage support by group: increase taxes to make tobacco products unaffordable (n = 3)

#*	Authors (Published year)	Study design	Geographic location; Setting (relevant to policy)**	Name of data source (Panel, if applicable)	Data collection modality (year)	Study participants (%/n of females, AYA and people who smoke); Overall sample size in analysis	Representativeness of sample	Funding, COI	Group (subgroup)	% Support (95% CI, if available)
3	Action on Smoking and Health (2022)	Cross-sectional	England, UK; Endgame goal established ($\leq 5\%$ by 2030)	2022 ASH Smokefree survey	Web (2022)	Adults aged 18+ (1770 AYA aged 18-24, 1415 people who smoke) <i>n</i> = 10883	Representative	Survey funded by cancer Research UK	General population	63.0%
									People who smoke	21.0%
									AYA	58.0%
12	Cosgrave, Blake, Murphy, Sheridan, Doyle & Kavanagh (2023)	Cross-sectional	Ireland; Endgame goal established ($\leq 5\%$ by 2025)	NR	Telephone (2022)	People aged 15+ (50.9% females, 15.9% AYA aged 15-24, 13.6% people who smoke tobacco products) <i>n</i> = 1000	Representative	Survey funded by Health Service Executive Tobacco-Free Ireland Programme	General population	59.6% (56.6-62.6%)
									People who smoke	26.6%
13	Edwards, Johnson, Stanley, Waa, Ouimet & Fong (2021)	Cross-sectional analysis of a longitudinal cohort	NZ; Endgame goal established ($\leq 5\%$ by 2025)	ITC NZ	Telephone (W1: 2016-2017, W2: 2018)	Adults aged 18+ who currently smoke and who have quit recently (58.1% and 61.0% females, 8.1% and 8.5% AYA aged 18-24, 78.8% and 71.2% people who smoke for W1 and W2) <i>n</i> = 1155 (W1) 1020 (W2)	Representative	One author served as an expert witness in litigation against tobacco industry	People who smoke	22.2% (18.3-26.7%)

ASH, Action on Smoking and Health; AYA, adolescents and young adults; COI, conflict of interests; ITC, International Tobacco Control; NR, not reported; NZ, New Zealand; UK, United Kingdom; W, Wave

*Numbers correspond to the numbers used in Table S3

**At the time of data collection

Table S6.11. Study characteristics and percentage support by group: restrict retailers to substantially limit availability (n = 4)

#*	Authors (Published year)	Study design	Geographic location; Setting (relevant to policy)**	Name of data source (Panel, if applicable)	Data collection modality (year)	Study participants (%/n of females, AYA and people who smoke); Overall sample size in analysis	Representativeness of sample	Funding, COI	Group (subgroup)	% Support (95% CI, if available)
Substantially reduce availability or transition out (n = 3)										
10	Brennan, Ilchenko, Scollo, Durkin & Wakefield (2022)	Cross-sectional	Australia	NR (Life in Australia)	Web (88%) or telephone (12%)	Adults aged 18+ (950 females, 282 people who smoke) <i>n</i> = 1874	Representative	Funded by Cancer Council Victoria	General population	64.6%
									People who smoke	38.5%
12	Cosgrave, Blake, Murphy, Sheridan, Doyle & Kavanagh (2023)	Cross-sectional	Ireland; Endgame goal established ($\leq 5\%$ by 2025)	NR	Telephone (2022)	People aged 15+ (50.9% females, 15.9% AYA aged 15-24, 13.6% people who smoke tobacco products) <i>n</i> = 1000	Representative	Survey funded by Health Service Executive Tobacco-Free Ireland Programme	General population	58.9% (55.9-62.0%)
									People who smoke	33.0%
13	Edwards, Johnson, Stanley, Waa, Ouimet & Fong (2021)	Cross-sectional analysis of a longitudinal cohort	NZ; Endgame goal established ($\leq 5\%$ by 2025)	ITC NZ	Telephone (W1: 2016-2017, W2: 2018)	Adults aged 18+ who currently smoke and who have quit recently (58.1% and 61.0% females, 8.1% and 8.5% AYA aged 18-24, 78.8% and 71.2% people who smoke for W1 and W2) <i>n</i> = 1155 (W1) 1020 (W2)	Representative	One author served as an expert witness in litigation against tobacco industry	People who smoke	40.3% (36.0-44.8%)
Limiting sales to a specific type of store (n = 1)										

#*	Authors (Published year)	Study design	Geographic location; Setting (relevant to policy)**	Name of data source (Panel, if applicable)	Data collection modality (year)	Study participants (%/n of females, AYA and people who smoke); Overall sample size in analysis	Representativeness of sample	Funding, COI	Group (subgroup)	% Support (95% CI, if available)
18	Gendall, Hoek, Maubach & Edwards (2013)	Cross-sectional	NZ; Endgame goal established ($\leq 5\%$ by 2025)	NR (ResearchNow internet panel)	Web (2012)	People aged 15+ who smoke and who do not smoke (427 females, 151 AYA aged 15-24, 158 people who smoke) $n = 828$	Representative	None declared	General population	22%
									People who smoke	15%

COI, conflict of interests; ITC, International Tobacco Control; NR, not reported; NZ, New Zealand; W, Wave;

*Numbers correspond to the numbers used in Table S3

**At the time of data collection

7. Quality assessment results

Table S7. Quality assessment results of the individual studies

#	Author (Year)	Q1	Q2	Q3	Q4	Q5	Q6	Q7	Q8	Q9	Total
1	Action on Smoking and Health (2017)	Y	Y	Y	Y	U	Y	Y	N	Y	7
2	Action on Smoking and Health (2021)	Y	Y	Y	Y	U	Y	Y	N	U	7
3	Action on Smoking and Health (2022)	Y	Y	Y	Y	U	Y	Y	N	U	7
4	Ali, Al-Shawaf, Wang, & King (2019)	Y	Y	Y	Y	Y	Y	Y	Y	Y	9
5	Al-Shawaf, Grooms, Mahoney, Lunsford & Kittner (2023)	Y	Y	Y	Y	Y	Y	Y	Y	Y	9
6	Avishai, Ribisl & Sheeran (2023)	Y	N	Y	Y	NA	Y	Y	N	NA	5
7	Boeckmann, Kotz, Shahab, Brown & Kastaun (2018)	Y	Y	Y	Y	Y	Y	Y	N	Y	9
8	Bolcic-Jankovic & Biener (2015)	Y	Y	Y	Y	Y	Y	Y	Y	Y	9
9	Brennan, Durkin, Scollo, Swanson & Wakefield (2021)	Y	Y	Y	Y	Y	Y	Y	N	Y	8
10	Brennan, Ilchenko, Scollo, Durkin & Wakefield (2022)	Y	Y	Y	Y	Y	Y	Y	N	Y	8
11	Chung-Hall, Fong, Driezen & Craig (2018)	Y	Y	Y	Y	Y	Y	Y	Y	Y	9
12	Cosgrave, Blake, Murphy, Sheridan, Doyle & Kavanagh (2023)	Y	Y	Y	Y	Y	Y	Y	Y	Y	9
13	Edwards, Johnson, Stanley, Waa, Ouimet & Fong (2021)	Y	Y	Y	Y	Y	Y	Y	Y	Y	9
14	Edwards, Wilson, Peace, Weerasekera, Thomson & Gifford (2013)	Y	Y	Y	Y	Y	Y	Y	N	Y	8
15	Gallup (2022)	Y	Y	Y	Y	U	Y	Y	N	Y	7
16	Gallus, Lugo, Fernandez, Gilmore, Leon, Clancy & La Vecchia (2014)	Y	Y	Y	Y	Y	Y	Y	N	Y	8
17	Gendall, Hoek & Edwards (2014)	Y	Y	Y	Y	U	Y	Y	N	Y	7
18	Gendall, Hoek, Maubach & Edwards (2013)	Y	Y	Y	Y	U	Y	Y	N	Y	7
19	Hayes, Wakefield & Scollo (2014)	Y	Y	Y	Y	Y	Y	Y	N	Y	8
20	Jaine, Healey, Edwards & Hoek (2015)	Y	Y	Y	Y	Y	Y	Y	Y	Y	9
21	Kock, Shahab, Moore, Shortt, Pearce & Brown (2022)	Y	Y	Y	Y	U	Y	Y	N	Y	7
22	Kulak, Kamper-DeMarco & Kozlowski (2020)	Y	Y	N	Y	Y	Y	Y	Y	N	7
23	Kyriakos, Fong, de Abreu Perez, Szklo, Driezen, Quah, Figueiredo & Filippidis (2022)	Y	Y	Y	Y	Y	Y	Y	Y	Y	9
24	Li & Newcombe (2013)	Y	Y	Y	Y	Y	Y	Y	Y	Y	9

#	Author (Year)	Q1	Q2	Q3	Q4	Q5	Q6	Q7	Q8	Q9	Total
25	Li, Newcombe & Walton (2016)	Y	Y	Y	Y	Y	Y	Y	N	Y	8
26	Lykke, Pisinger & Glümer (2016)	Y	Y	Y	Y	Y	Y	Y	Y	Y	9
27	Moodie, Sinclair, Mackintosh, Power & Bauld (2016)	Y	Y	Y	Y	Y	Y	Y	N	Y	8
28	Morphett, Puljević, Borland, Carter, Hall & Gartner (2021)	Y	Y	Y	Y	Y	Y	Y	N	Y	8
29	Newcombe & Li (2013)	Y	Y	Y	Y	Y	Y	Y	Y	Y	9
30	Nogueira, Driezen, Fu, Hitchman, Tigova, Castellano, Kyriakos, Zatonski, Mons, Quah, Demjen, Trofor, Przewozniak, Katsaounou, Fong, Cardavas, Fernandez & EUREST-PLUS Consortium (2022)	Y	Y	Y	Y	Y	Y	Y	Y	Y	9
31	Palladino, Hone, Filippidis (2018)	Y	Y	Y	Y	N	Y	Y	Y	Y	8
32	Patel, Cuccia, Zhou, Czaplicki, Pitzer, Hair, Schillo & Vallone (2019)	Y	Y	Y	Y	U	Y	Y	N	Y	7
33	Pearson, Abrams, Niaura, Richardson, & Vallone (2013)	Y	Y	Y	Y	Y	Y	Y	Y	Y	9
34	Pepper, Squiers, Bann, Coglaiti & McCormack (2020)	Y	Y	N	Y	NA	Y	Y	N	NA	5
35	Robertson, Gendall, Hoek, Cameron, Marsh & McGee (2016)	Y	N	Y	Y	NA	Y	Y	N	NA	5
36	Schmidt, Kowitt, Myers & Goldstein (2018)	Y	Y	Y	Y	Y	Y	Y	N	Y	8
37	Siddiqi, Siddiqui, Boeckmann, Islam, Khan, Dobbie, Khan & Kannan (2022)	Y	Y	Y	Y	Y	Y	Y	N	Y	8
38	Smith, Nahhas, Borland, Cho, Chung-Hall, Fairman, Fong, McNeill, Popova, Thrasher & Cummings (2021)	Y	Y	Y	Y	Y	Y	Y	N	Y	8
39	Sonnenberg, Bostic & Halpern-Felsher (2020)	Y	N	N	Y	Y	Y	Y	N	N	5
40	Toxværd, Pisinger, Lykke & Lau (2023)	Y	Y	Y	Y	Y	Y	Y	Y	Y	9
41	Trainer, Gall, Smith & Terry (2017)	Y	Y	Y	Y	Y	Y	Y	Y	Y	9
42	Wamamili, Gartner & Lawler (2022)	Y	N	Y	Y	NA	Y	Y	N	NA	5
43	Wang, Wang, Lam, Viswanath & Chan (2015)	Y	Y	Y	Y	Y	Y	Y	Y	Y	9
44	White (2013)	Y	Y	Y	Y	Y	Y	Y	Y	Y	9
45	White (2015)	Y	Y	Y	Y	Y	Y	Y	Y	Y	9
46	Wu, Wang, Ho, Cheung, Kwong, Lai & Lam (2019)	Y	Y	Y	Y	Y	U	Y	Y	Y	8
47	Zatoński, Herbec, Zatoński, Przewoźniak, Janik-Koncewicz, Mons, Fong, Demjén, Tountas, Trofor, Fernández, McNeil, Willemsen, Hummel, Quah, Kyriakos & Vardavas (2018)	Y	Y	Y	Y	Y	Y	N	Y	Y	8

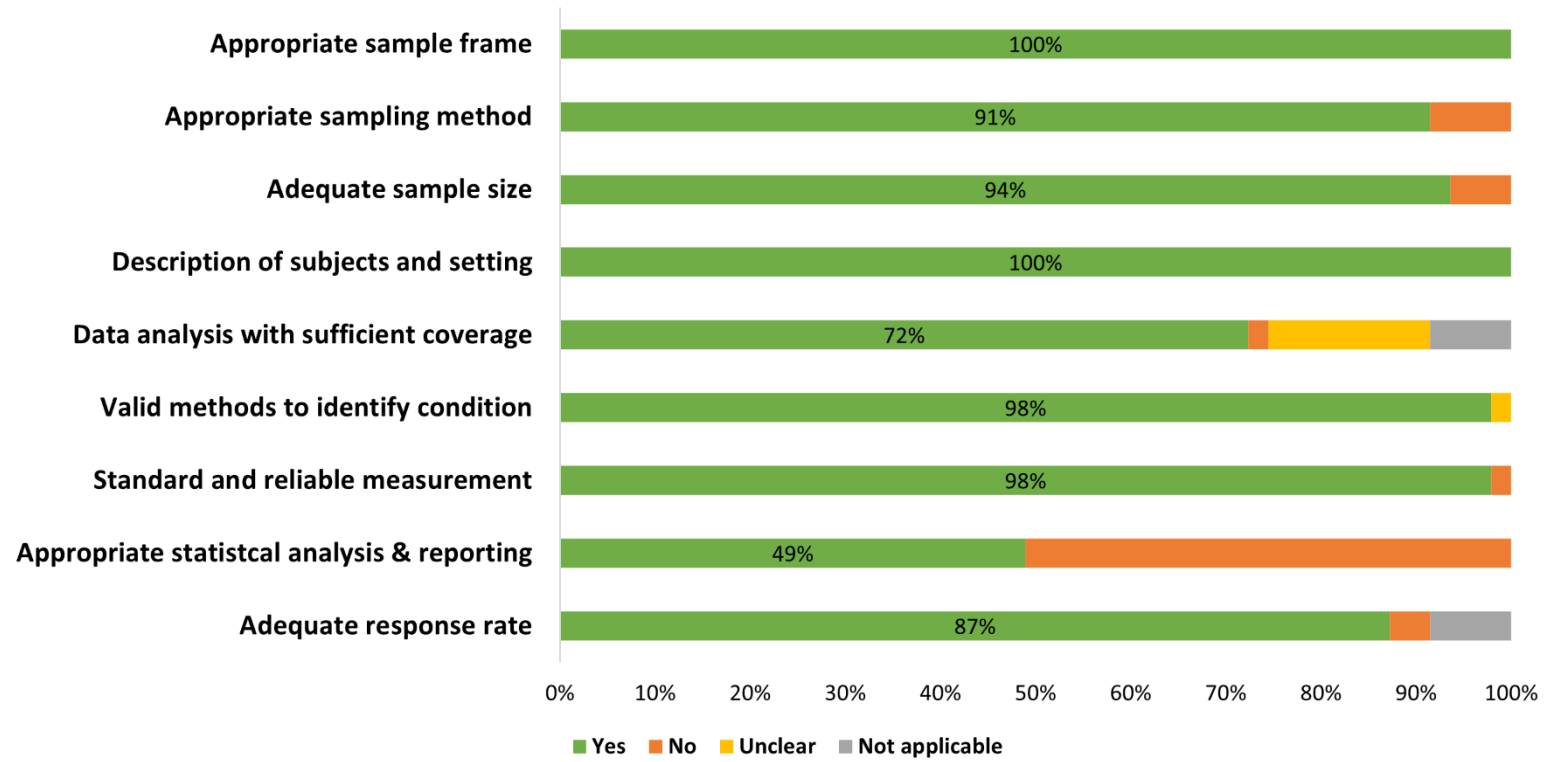


Figure S7. Quality assessment results for the included studies

8. Number of studies, estimates, and descriptive statistics for each policy/population group

Table S8. Number of studies, estimates, and descriptive statistics for each policy/population group

Policy		Group	Number of studies	Number of estimates	Minimum	Q1	Median	Mean	Q3	Maximum		
Tobacco endgame goal		General population	4	5	56.0%	74.0%	74.0%	71.5%	74.6%	79.0%		
		People who smoke	5	7	19.0%	34.0%	42.1%	39.0%	46.5%	50.6%		
		AYA	2	3	51.0%	55.0%	59.0%	60.3%	65.0%	71.0%		
		AYA who smoke	1	2	9.0%	9.2%	9.5%	9.5%	9.8%	10.0%		
Limit nicotine		General population	9	10	46.5%	67.3%	75.9%	70.9%	80.3%	86.1%		
		People who smoke	12	17	30.1%	53.8%	62.9%	61.9%	72.0%	80.6%		
		AYA	2	2	47.4%	55.4%	63.3%	63.3%	71.3%	79.3%		
		AYA who smoke	1	1	71.9%	71.9%	71.9%	71.9%	71.9%	71.9%		
Set product standards		Ban all additives		General population	1	1	69.2%	69.2%	69.2%	69.2%	69.2%	
		Ban all additives		People who smoke	6	9	29.7%	34.5%	42.5%	44.1%	49.1%	61.7%
		Ban all additives		AYA	0	0	-	-	-	-	-	-
		Ban all additives		AYA who smoke	2	2	36.7%	40.7%	44.8%	44.8%	48.8%	52.8%
		Ban filters		General population	1	1	51.3%	51.3%	51.3%	51.3%	51.3%	51.3%
		Ban filters		People who smoke	1	1	35.8%	35.8%	35.8%	35.8%	35.8%	35.8%
		Ban filters		AYA	0	0	-	-	-	-	-	-
		Ban filters		AYA who smoke	0	0	-	-	-	-	-	-
Move to reduced risk products		General population	0	0	-	-	-	-	-	-		
		People who smoke	1	1	66.2%	66.2%	66.2%	66.2%	66.2%	66.2%		
		AYA	0	0	-	-	-	-	-	-		
		AYA who smoke	0	0	-	-	-	-	-	-		
Require licence or prescription to purchase		General population	2	2	40.3%	43.8%	47.2%	47.2%	50.7%	54.1%		
		People who smoke	1	1	30.0%	30.0%	30.0%	30.0%	30.0%	30.0%		
		AYA	0	0	-	-	-	-	-	-		
		AYA who smoke	0	0	-	-	-	-	-	-		
Restrict sales by birth year (TFG)		General population	4	4	34.5%	47.5%	53.9%	53.8%	60.3%	73.0%		

Policy		Group	Number of studies	Number of estimates	Minimum	Q1	Median	Mean	Q3	Maximum		
		People who smoke	3	3	21.0%	30.1%	39.1%	43.7%	55.0%	71.0%		
		AYA	1	1	68.0%	68.0%	68.0%	68.0%	68.0%	68.0%		
		AYA who smoke	1	1	46.0%	46.0%	46.0%	46.0%	46.0%	46.0%		
Ban cigarette sales		General population	15	18	22.9%	50.6%	53.7%	56.6%	70.8%	82.8%		
		People who smoke	17	19	9.9%	26.4%	37.8%	41.2%	53.5%	93.9%		
		AYA	8	91	7.1%	12.9%	16.0%	20.2%	21.5%	73.4%		
		AYA who smoke	4	6	11.0%	11.2%	12.5%	16.1%	13.0%	36.7%		
Set quota (sinking lid)		General population	1	1	80.0%	80.0%	80.0%	80.0%	80.0%	80.0%		
		People who smoke	0	0	-	-	-	-	-	-		
		AYA	0	0	-	-	-	-	-	-		
		AYA who smoke	0	0	-	-	-	-	-	-		
Reduce company viability		General population	6	6	46.0%	60.7%	73.5%	67.6%	76.8%	78.4%		
		People who smoke	5	5	43.0%	48.7%	50.0%	58.0%	62.4%	85.9%		
		AYA	1	1	71.0%	71.0%	71.0%	71.0%	71.0%	71.0%		
		AYA who smoke	1	1	54.1%	54.1%	54.1%	54.1%	54.1%	54.1%		
Increase tax		General population	2	2	59.6%	60.4%	61.3%	61.3%	62.1%	63.0%		
		People who smoke	3	3	21.0%	21.6%	22.2%	23.3%	24.4%	26.6%		
		AYA	1	1	58.0%	58.0%	58.0%	58.0%	58.0%	58.0%		
		AYA who smoke	0	0	-	-	-	-	-	-		
Restrict retailer		Density		General population	2	2	58.9%	60.3%	61.8%	61.8%	63.2%	64.6%
				People who smoke	3	3	33.0%	35.8%	38.5%	37.3%	39.4%	40.3%
				AYA	0	0	-	-	-	-	-	-
				AYA who smoke	0	0	-	-	-	-	-	-
		Type		General population	1	1	22.0%	22.0%	22.0%	22.0%	22.0%	22.0%
				People who smoke	1	1	15.0%	15.0%	15.0%	15.0%	15.0%	15.0%
				AYA	0	0	-	-	-	-	-	-
				AYA who smoke	0	0	-	-	-	-	-	-

9. Sensitivity analyses

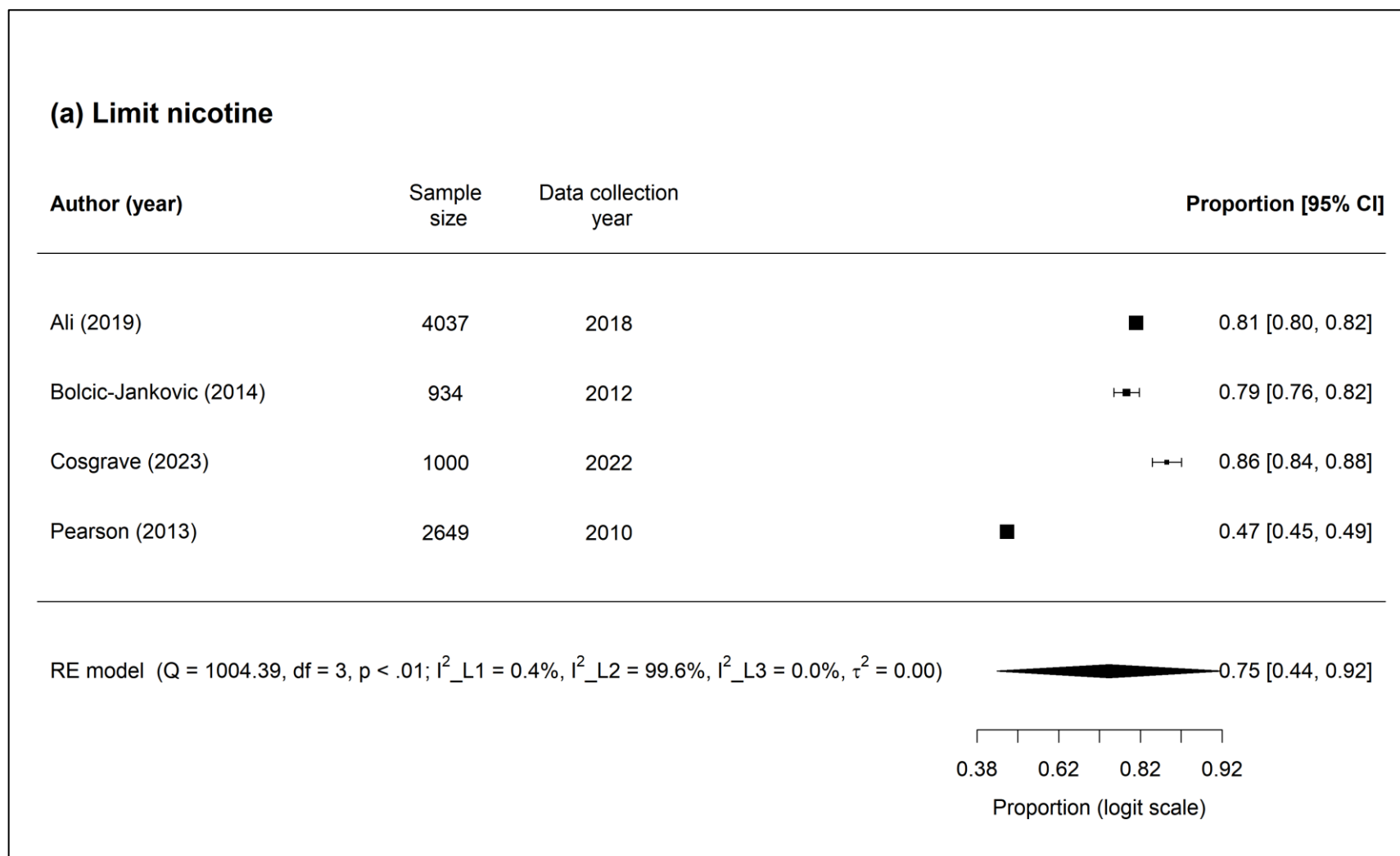


Figure S9.1 Forest plot showing sensitivity analyses results for limiting nicotine in smoked tobacco products

(b) Ban cigarette sales

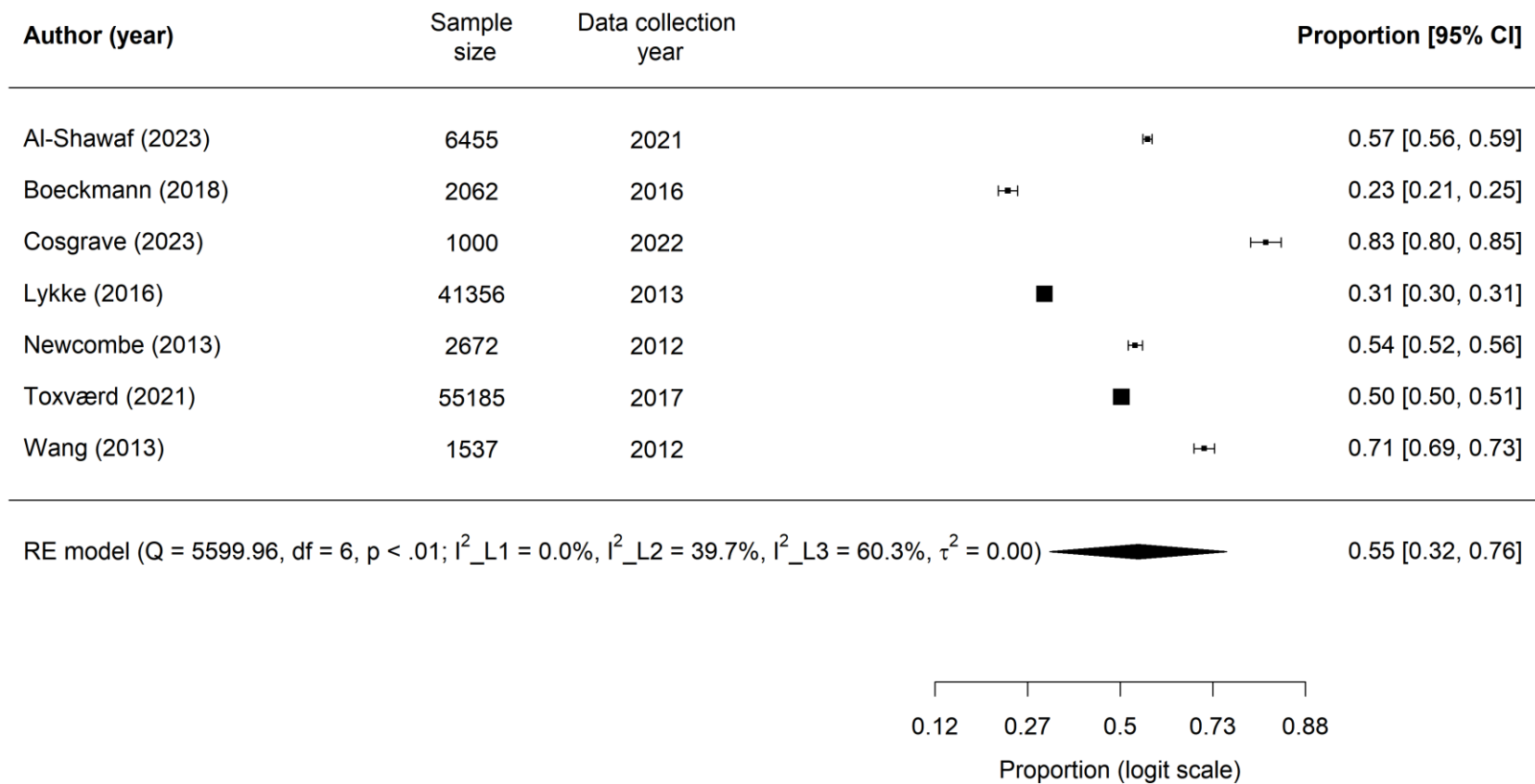


Figure S9.2 Forest plot showing sensitivity analyses results banning cigarette sales

10. Funnel plots

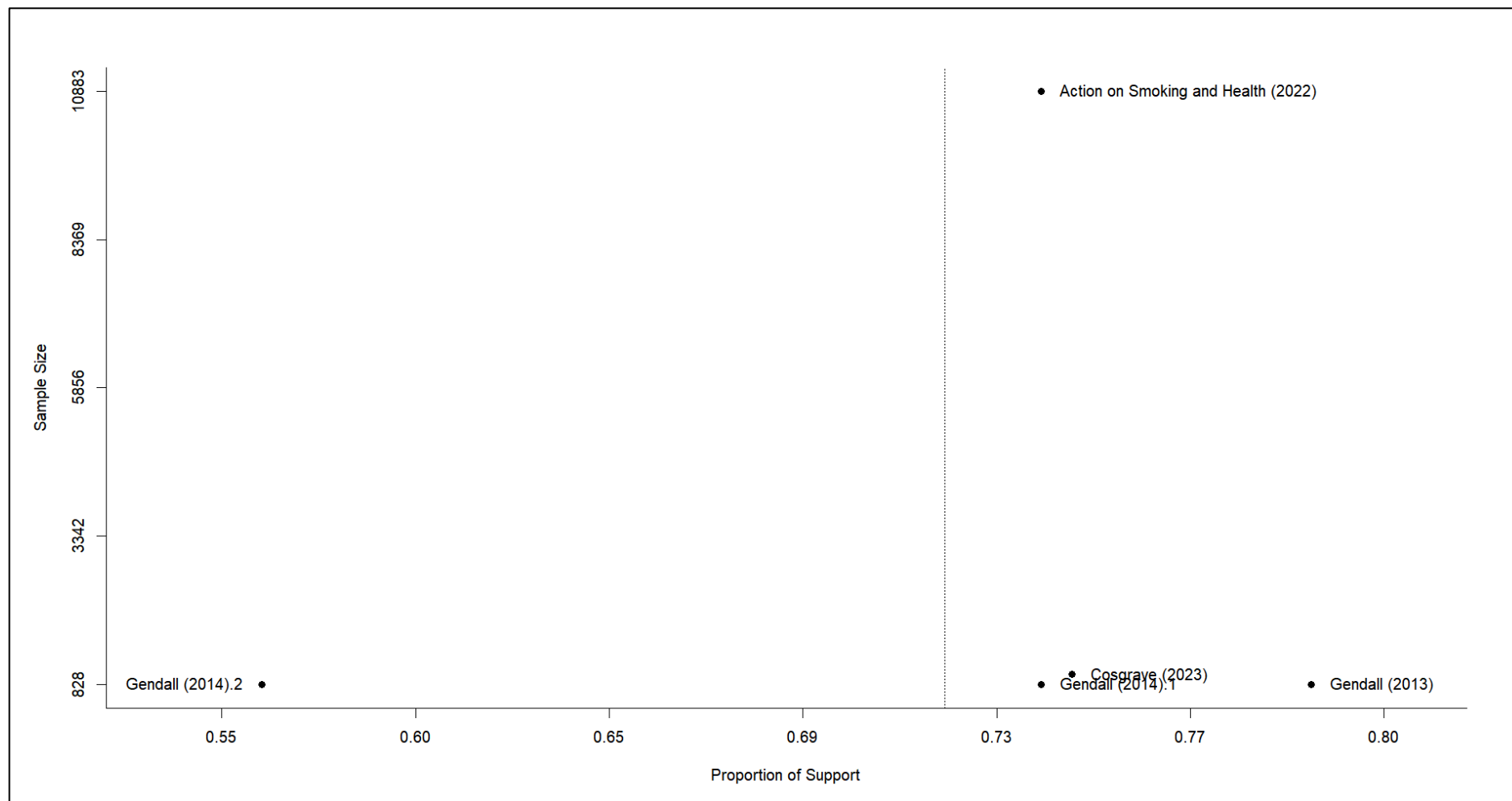


Figure S10.1 Forest plot of sample size against proportion of support (tobacco endgame goal)

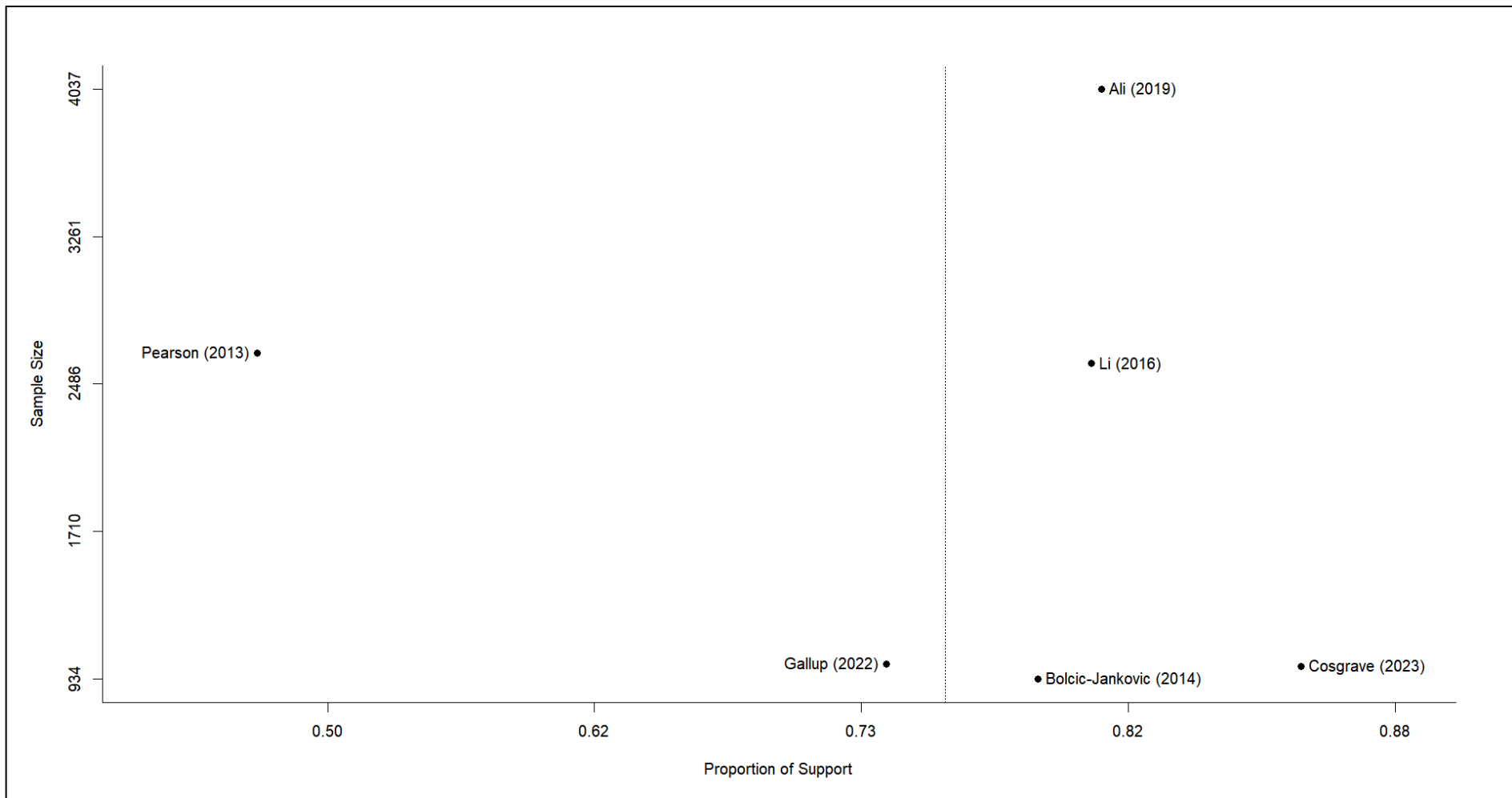


Figure S10.2 Forest plot of sample size against proportion of support (limiting nicotine in smoked tobacco products)

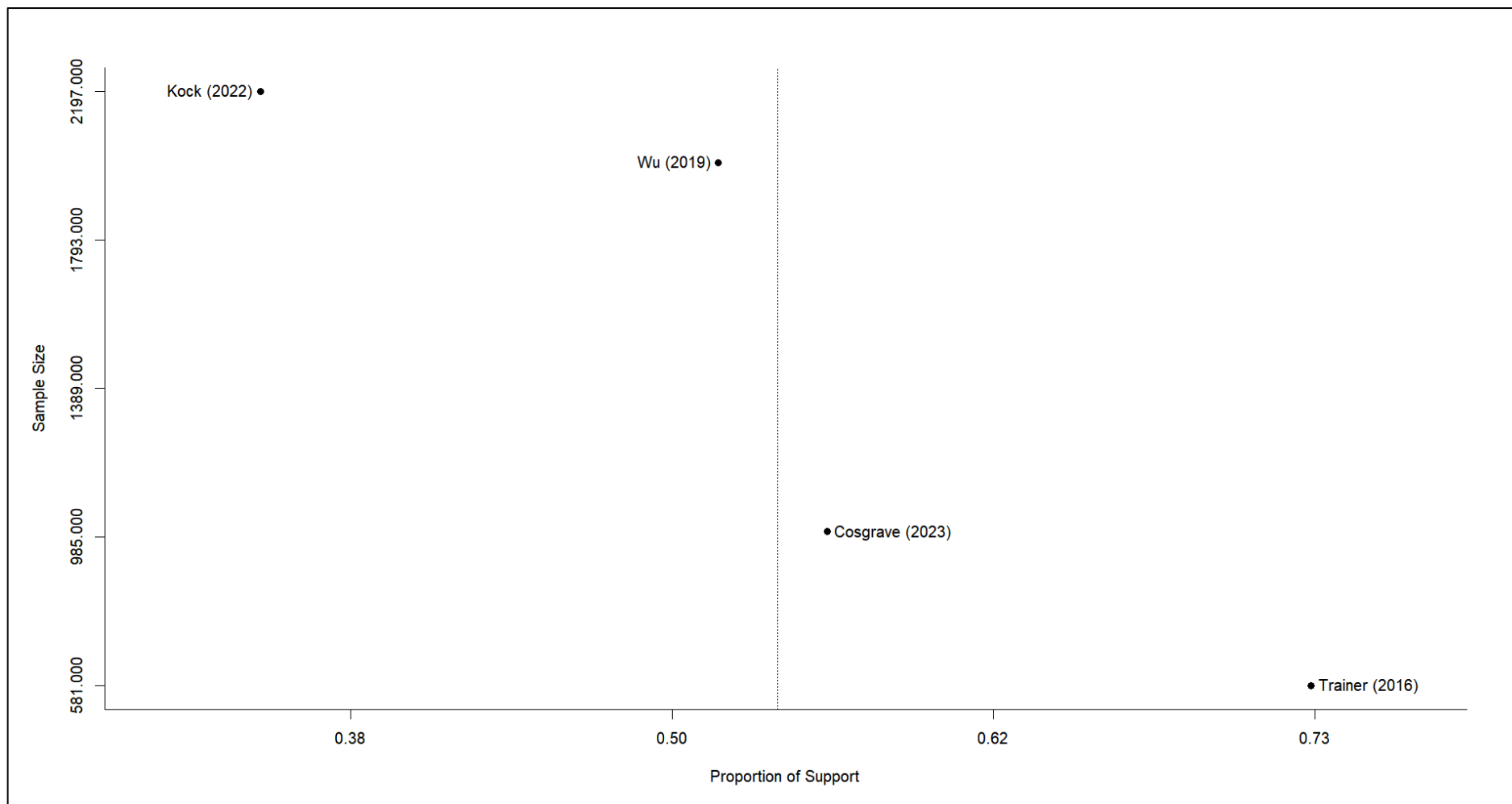


Figure S10.3 Forest plot of sample size against proportion of support (restricting cigarettes supplies and sales by birth year, i.e., TFG)

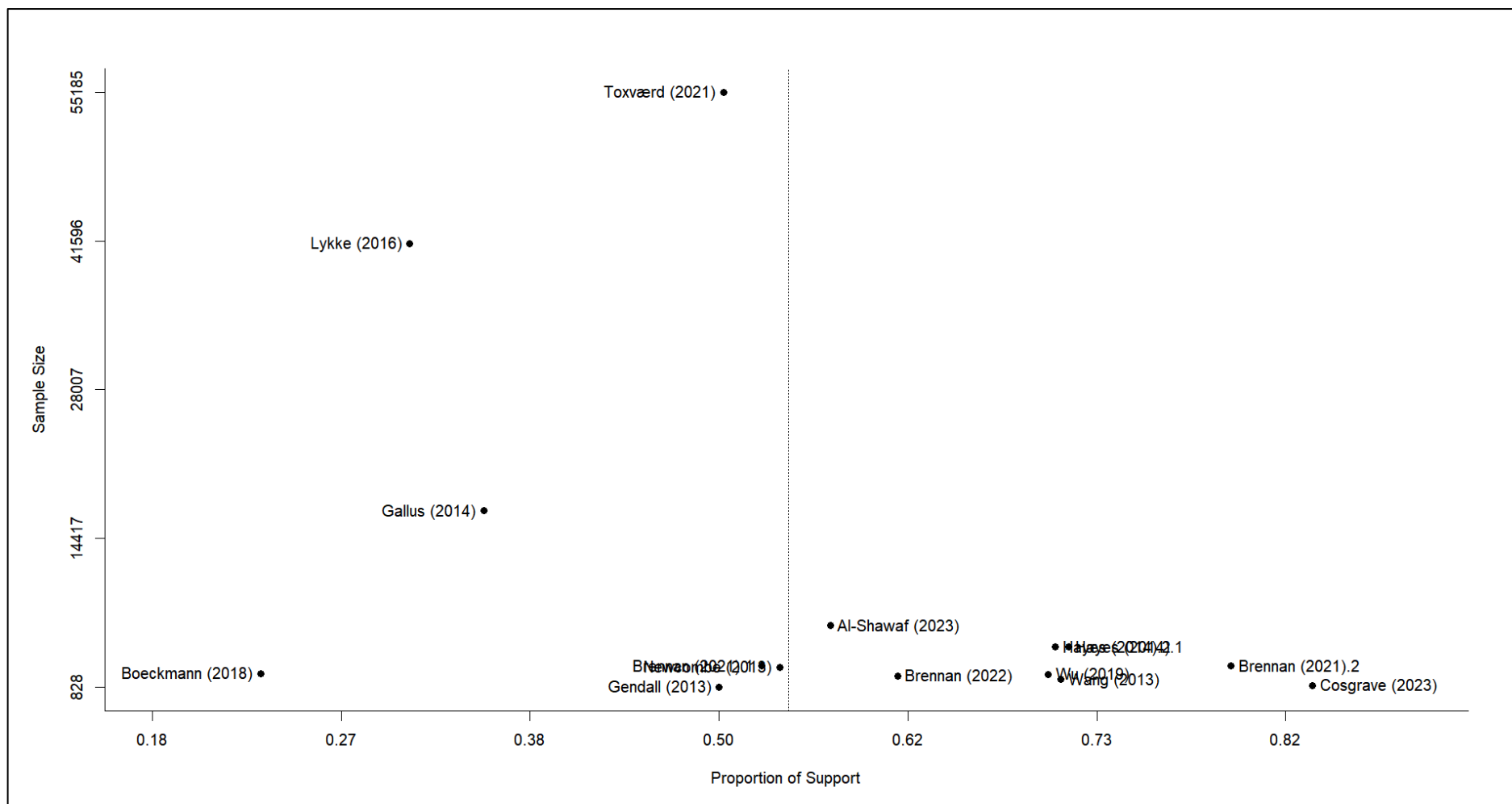


Figure S10.4 Forest plot of sample size against proportion of support (banning cigarette sales)

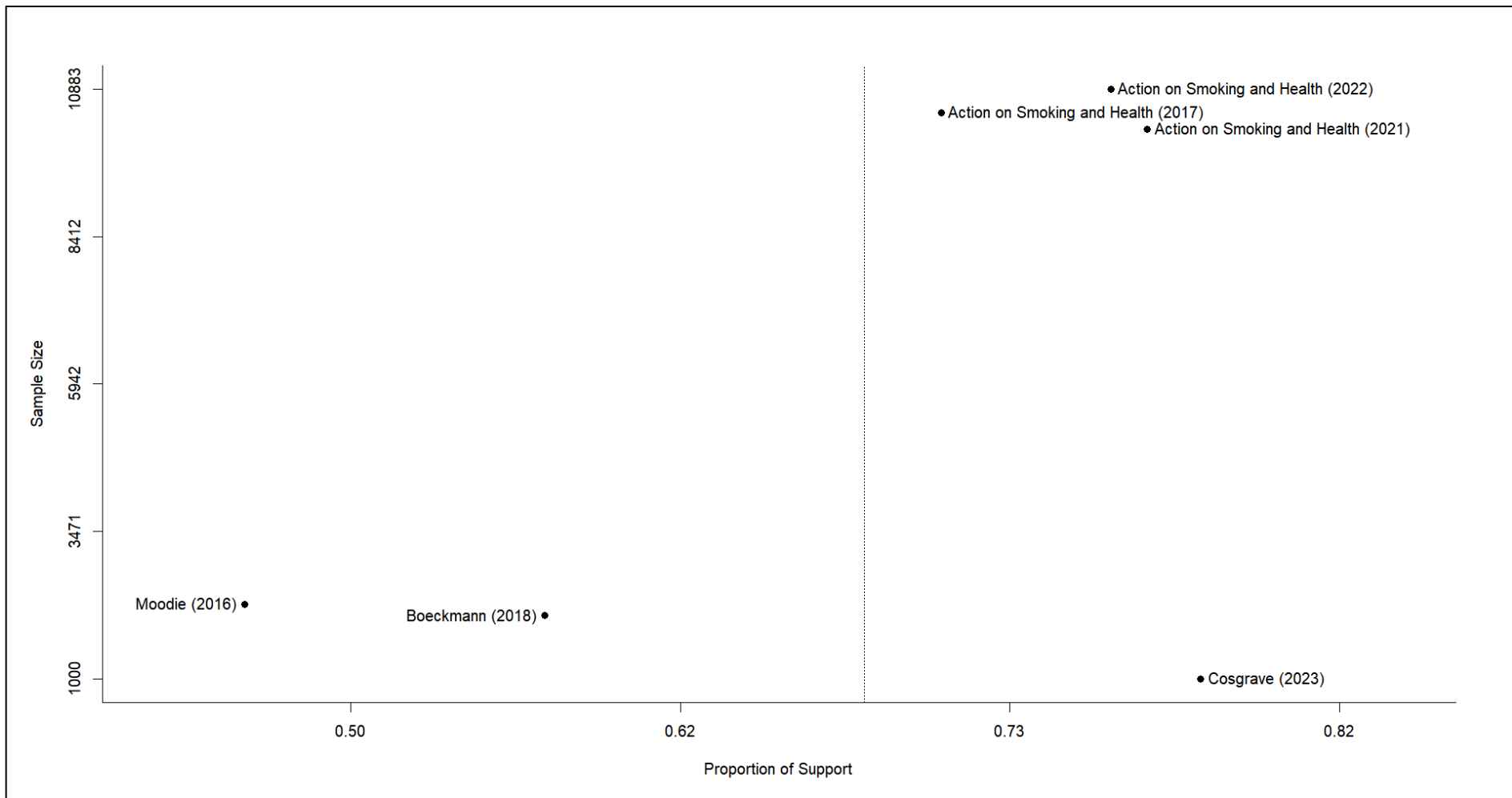


Figure S10.5 Forest plot of sample size against proportion of support (reducing commercial viability of tobacco companies)

11. Survey questions and response options

Table S11.1. Survey questions and response options used in each study/policy: Likert-type

#*	Authors (Year)	Question asked**	Response options	% opinion					
				Strongly agree	Agree	Neither agree nor disagree	Disagree	Strongly disagree	Don't know
Tobacco endgame goal (n = 7)									
3	Action on Smoking and Health (2022)	How strongly, if at all, do you support or oppose the following? The Government has set a target to end smoking by 2030. This will mean fewer than 5% of people smoking.	<ul style="list-style-type: none"> • Strongly support • Tend to support • Neither support nor oppose • Tend to oppose • Strongly oppose • Don't know 	74%		19% (neither support nor oppose + don't know)	7%		19% (neither support nor oppose + don't know)
12	Cosgrave, Blake, Murphy, Sheridan, Doyle & Kavanagh (2023)	The 'Tobacco-Free Ireland' goal aims to reduce the proportion of Irish adults who smoke to less than 5% by 2025. Would you say you...	<ul style="list-style-type: none"> • Strongly support this goal • Support this goal • Are neutral about this goal • Oppose this goal • Strongly oppose this goal • Don't know 	74.6%		Not reported			
13	Edwards, Johnson, Stanley, Waa, Ouimet & Fong (2021)	Do you support or oppose the Smokefree 2025 goal?	<ul style="list-style-type: none"> • Strongly support • Support • Oppose • Strongly oppose • Refused • Don't know 	48.4%	-	Not reported	Not reported	Excluded from the analyses	
		I'll now describe what the government's Smokefree 2025 goal states: the goal aims to reduce the number of people smoking and tobacco availability to minimal levels, thereby making New Zealand essentially a smokefree nation by 2025. 'Minimal numbers of people smoking' is often interpreted as less than 5% of people in all population groups will smoke. Do you support or oppose this Smokefree 2025 policy goal?		56.0%	-	Not reported	Not reported	Excluded from the analyses	
17	Gendall, Hoek & Edwards (2014)	Do you support or oppose the Smokefree 2025 goal, or do you have no preference either way?	<ul style="list-style-type: none"> • Support • Oppose • No preference • Never heard of goal 	19%	24%	48%		10% (never heard of goal)	
		To reduce smoking prevalence and tobacco availability to minimal levels, thereby making New Zealand essentially a smokefree nation by 2025. (This is often assumed to mean reducing	<ul style="list-style-type: none"> • Support • Oppose • No preference 	28%	24%	48%		-	

#*	Authors (Year)	Question asked**	Response options	% opinion						
				Strongly agree	Agree	Neither agree nor disagree	Disagree	Strongly disagree	Don't know	
		smoking to less than 5% of people in all population groups.) Do you support or oppose this Smokefree 2025 policy goal, or do you have no preference either way?								
18	Gendall, Hoek, Maubach & Edwards (2013)	I support the goal of reducing smoking from around 20% of the population to 5% or less by 2025	<ul style="list-style-type: none"> • Strongly agree • Agree • Neither agree nor disagree • Disagree • Strongly disagree • Don't know 	79%		Not reported	6%		Excluded from the analyses	
20	Jaine, Healey, Edwards & Hoek (2013)	For each of the statements listed below, please indicate whether you agree or disagree with them. I want to live in a country where no one smokes	<ul style="list-style-type: none"> • Agree • Disagree • Don't know 	('11) 51% ('12) 59%		-	('11) 22% ('12) 16%		('11) 28% ('12) 25%	
35	Robertson, Gendall, Hoek, Cameron, Marsh & McGee (2016)	The government has a goal of making New Zealand smokefree by 2025. The goal is: To reduce smoking rates and tobacco sales to minimal levels, so that less than 5% of people smoke (in all population groups). Do you support or oppose this goal or do you have no preference either way?	<ul style="list-style-type: none"> • Support the 2025 goal • Oppose the 2025 goal • Have no preference either way 	40.0%		Not reported	Not reported		-	
Limiting nicotine in smoked tobacco products (n = 13)										
4	Ali, Al-Shawaf, Wang, & King (2019)	Do you favor or oppose requiring cigarette makers to lower the nicotine levels in cigarettes so that they are less addictive?	<ul style="list-style-type: none"> • Strongly favor • Somewhat favor • Somewhat oppose • Strongly oppose 	52.4%	28.6%	-	10.3%	8.7%	-	
11	Chung-Hall, Fong, Driezen & Craig (2018)	If you could get nicotine in products other than tobacco, would you support or oppose a law that reduced the amount of nicotine in cigarettes and tobacco, to make them less addictive?	<ul style="list-style-type: none"> • Strongly support • Support • Strongly oppose • Oppose • Refused • Don't know 	70.2%		-	Not reported	Not reported	Excluded from the analyses	
12	Cosgrave, Blake, Murphy, Sheridan, Doyle &	Moving on, I am going to ask you about a number of potential measures that might help achieve the Tobacco-Free goal. To what extent do you agree or disagree with the following? The amount of nicotine in tobacco products should be reduced	<ul style="list-style-type: none"> • Strongly Agree • Somewhat agree • Neither agree nor disagree • Somewhat disagree • Strongly disagree 	86.1%			13.9%			

#*	Authors (Year)	Question asked**	Response options	% opinion					
				Strongly agree	Agree	Neither agree nor disagree	Disagree	Strongly disagree	Don't know
	Kavanagh (2023)	through new laws to make tobacco products less addictive	<ul style="list-style-type: none"> • Don't know 						
13	Edwards, Johnson, Stanley, Waa, Ouimet & Fong (2021)	If you could get nicotine in products other than tobacco, would you support or oppose a law that reduces the amount of nicotine in cigarettes and tobacco, to make them less addictive?	<ul style="list-style-type: none"> • Strongly support • Support • Oppose • Strongly oppose • Refused • Don't know 	72.9%		-	Not reported	Not reported	Excluded from the analyses
15	Gallup (2022)[34]	Would you favor or oppose each of the following proposals? Requiring tobacco companies to lower nicotine levels in cigarettes to make them less addictive	<ul style="list-style-type: none"> • Favor • Oppose • No opinion/Don't know 	74%		0%	26%		0%
22	Kulak, Kamper-DeMarco & Kozlowski (2020)	According to US law, the government can require the amount of nicotine in the tobacco in cigarettes be reduced. Would you support or oppose a law that reduced the amount of nicotine in all cigarettes, so every cigarette sold is very close to being free of nicotine, to make cigarettes less addictive?	<ul style="list-style-type: none"> • Strongly support • Somewhat support • Neutral • Somewhat oppose • Strongly oppose • Don't know 	(CS) 31.7% (FS) 62.2% (NS) 66.6%	(CS) 21.1% (FS) 14.4% (NS) 13.9%	(CS) 16.8% (FS) 13.3% (NS) 10.0%	(CS) 13.7% (FS) 3.3% (NS) 3.2%	(CS) 16.8% (FS) 6.7% (NS) 6.4%	Excluded from the analyses
24	Li & Newcombe (2013)	Whether or not you smoke, please tell me how much you agree or disagree with the following statements: The nicotine content of cigarettes should be reduced to very low levels so that they are less addictive	<ul style="list-style-type: none"> • Strongly agree • Agree • Neither agree nor disagree • Disagree • Strongly disagree • Don't know • Refused 	(Quit attempters) 78.1% (Non-attempters) 56.3%		Not reported	Not reported	Not reported	Not reported
25	Li, Newcombe & Walton (2016)	The next few questions ask for your opinion about smoking. We are interested in these whether you smoke or not. The nicotine content of cigarettes should be reduced to very low levels so that they are less addictive...	<ul style="list-style-type: none"> • Strongly agree • Agree • Neither agree nor disagree • Disagree • Strongly disagree 	80.7%		Not reported	Not reported	Not reported	Not reported
32	Patel, Cuccia, Zhou, Czaplicki, Pitzer, Hair, Schillo & Vallone (2019)	To what extent would you support a government policy that reduced the level of nicotine in cigarettes?	<ul style="list-style-type: none"> • Strongly support • Somewhat support • Somewhat oppose • Strongly oppose 	72%		-	28%		-

#*	Authors (Year)	Question asked**	Response options	% opinion						
				Strongly agree	Agree	Neither agree nor disagree	Disagree	Strongly disagree	Don't know	
33	Pearson, Abrams, Niaura, Richardson, & Vallone (2013)	Please tell us if you strongly agree, agree, neither agree nor disagree, disagree, or strongly disagree with the following statement (or do not know): The government should reduce the amount of nicotine in cigarettes to help smokers quit.	<ul style="list-style-type: none"> Strongly agree Agree Neither agree nor disagree Disagree Strongly disagree 	46.7%		26.8%	16.5%		10.0%	
34	Pepper, Squiers, Bann, Coglaiti & McCormack (2020)	The Food and Drug Administration (FDA) recently announced that it wants to reduce the amount of nicotine in cigarettes to make them less addictive. Please indicate your agreement with the potential product standard.	<ul style="list-style-type: none"> Scale from 1 = "strongly disagree" to 7 = "strongly agree" 	77.8%	Excluded from the analyses	Excluded from the analyses	Excluded from the analyses	22.2%	Excluded from the analyses	
36	Schmidt, Kowitz, Myers & Goldstein (2018)	Do you think the FDA should require companies to reduce the nicotine level in cigarettes?	<ul style="list-style-type: none"> Yes No Don't know (not explicitly offered) 	71.0%		-	24.6%		4.4%	
38	Smith, Nahhas, Borland, Cho, Chung-Hall, Fairman, Fong, McNeill, Popova, Thrasher & Cummings (2021)	If you could get nicotine in products other than tobacco, would you support or oppose a law that reduced the amount of nicotine in cigarettes and tobacco, to make them less addictive?	<ul style="list-style-type: none"> Strongly support Support Oppose Strongly oppose Don't know Refused 	(CA) 26.4% (US) 17.9% (UK) 18.9% (AU) 18.6%	(CA) 41.6% (US) 35.8% (UK) 38.0% (AU) 38.1%	-	(CA) 10.3% (US) 16.6% (UK) 12.9% (AU) 17.0%	(CA) 6.5% (US) 8.4% (UK) 7.1% (AU) 7.5%	(CA) 15.2% (US) 21.3% (UK) 23.1% (AU) 18.8%	
Product standards to make smoked tobacco products unappealing or intolerable (banning all additives) (n = 6)										
11	Chung-Hall, Fong, Driezen & Craig (2018)	Would you support or oppose a law that bans all additives, including flavourings, in cigarettes/tobacco?	<ul style="list-style-type: none"> Strongly support Support Strongly oppose Oppose Refused Don't know 	42.5%		-	Not reported	Not reported	Not reported	
12	Cosgrave, Blake, Murphy, Sheridan,	Moving on, I am going to ask you about a number of potential measures that might help achieve the Tobacco-Free goal. To what extent do you agree or disagree with the following? Additive chemicals	<ul style="list-style-type: none"> Strongly Agree Somewhat agree Neither agree nor disagree Somewhat disagree 	69.2%		30.8%				

#*	Authors (Year)	Question asked**	Response options	% opinion					
				Strongly agree	Agree	Neither agree nor disagree	Disagree	Strongly disagree	Don't know
	Doyle & Kavanagh (2023)	that make cigarettes seem less harsh should be banned to make cigarettes more difficult to tolerate	<ul style="list-style-type: none"> Strongly disagree Don't know 						
13	Edwards, Johnson, Stanley, Waa, Ouimet & Fong (2021)	Would you support or oppose a law that bans all additives, including flavourings, in cigarettes and tobacco?	<ul style="list-style-type: none"> Strongly support Support Oppose Strongly oppose Refused Don't know 	53.2%		-	Not reported	Not reported	Excluded from the analyses
23	Kyriakos, Fong, de Abreu Perez, Szklo, Driezen, Quah, Figueiredo & Filippidis (2022)	Would you support or oppose a law that banned all additives, including flavours, from cigarettes and tobacco?	<ul style="list-style-type: none"> Strongly support Support Against Strongly against Don't know 	61.7%		-	29.3%		9.0%
38	Smith, Nahhas, Borland, Cho, Chung-Hall, Fairman, Fong, McNeill, Popova, Thrasher & Cummings (2021)	Would you support or oppose a law that bans all additives, including flavorings, in cigarettes/tobacco?	<ul style="list-style-type: none"> Strongly support Support Oppose Strongly oppose Don't know 	(CA) 15.0% (US) 12.2% (UK) 10.0% (AU) 14.3%	(CA) 25.3% (US) 22.3% (UK) 19.7% (AU) 20.0%	-	(CA) 27.1% (US) 26.6% (UK) 26.4% (AU) 25.2%	(CA) 13.9% (US) 18.5% (UK) 16.6% (AU) 16.6%	(CA) 18.7% (US) 20.4% (UK) 27.3% (AU) 23.9%
47	Zatoński, Herbeć, Zatoński, Przewoźniak, Janik-Koncewicz, Mons, Fong, Demjén, Tountas,	Would you support or oppose a law that bans all additives, including flavorings, in cigarettes/tobacco?	<ul style="list-style-type: none"> Strongly support Support Oppose Strongly oppose Refused Don't know 	46.3%		-		NR	

#*	Authors (Year)	Question asked**	Response options	% opinion						
				Strongly agree	Agree	Neither agree nor disagree	Disagree	Strongly disagree	Don't know	
	Trofor, Fernández, McNeil, Willemsen, Hummel, Quah, Kyriakos & Vardavas (2018)									
Product standards to make smoked tobacco products unappealing or intolerable (banning filters) (n = 1)										
12	Cosgrave, Blake, Murphy, Sheridan, Doyle & Kavanagh (2023)	Moving on, I am going to ask you about a number of potential measures that might help achieve the Tobacco-Free goal. To what extent do you agree or disagree with the following? Filters on cigarettes and other combustible tobacco products should be banned to make the products more difficult to tolerate	<ul style="list-style-type: none"> • Strongly Agree • Somewhat agree • Neither agree nor disagree • Somewhat disagree • Strongly disagree • Don't know 	51.3%		48.7%				
Move consumers from smoked tobacco products to lower-risk product (n = 1)										
28	Morphett, Puljević, Borland, Carter, Hall & Gartner (2021)	Please indicate how much you agree/disagree with the following statements. By “clean nicotine product”, we mean nicotine gum, nicotine lozenges, e-cigarettes or other nicotine vaporisers. All smokers should be encouraged to switch to less harmful clean nicotine products as long-term substitutes for cigarettes	<ul style="list-style-type: none"> • Strongly agree • Agree • Disagree • Strongly disagree • Don't know 	20.4%	45.8%	-	10.7%	5.5%	17.6%	
Require consumers to obtain a license or prescription (n = 2)										
12	Cosgrave, Blake, Murphy, Sheridan, Doyle & Kavanagh (2023)	Moving on, I am going to ask you about a number of potential measures that might help achieve the Tobacco-Free goal. To what extent do you agree or disagree with the following? People should be required to hold an official licence to buy tobacco products	<ul style="list-style-type: none"> • Strongly Agree • Somewhat agree • Neither agree nor disagree • Somewhat disagree • Strongly disagree • Don't know 	40.3%		59.7%				
46	Wu, Wang, Ho, Cheung, Kwong, Lai & Lam (2019)	License to purchase combustible cigarettes (?)	<ul style="list-style-type: none"> • Yes • No • Don't know • Refused 	54.1%		-	Not reported		Excluded from the analyses	
Restrict tobacco supplies and sales by birth year (tobacco-free generation) (n = 4)										

#*	Authors (Year)	Question asked**	Response options	% opinion					
				Strongly agree	Agree	Neither agree nor disagree	Disagree	Strongly disagree	Don't know
12	Cosgrave, Blake, Murphy, Sheridan, Doyle & Kavanagh (2023)	Moving on, I am going to ask you about a number of potential measures that might help achieve the Tobacco-Free goal. To what extent do you agree or disagree with the following? The government should prevent everyone who is currently under 18 from ever buying tobacco products for the rest of their lives	<ul style="list-style-type: none"> • Strongly Agree • Somewhat agree • Neither agree nor disagree • Somewhat disagree • Strongly disagree • Don't know 	56.0%		44.0%			
21	Kock, Shahab, Moore, Shortt, Pearce & Brown (2022)	Please say to what extent you support or oppose each suggestion, or whether you have no opinion. Ban the sale of cigarettes and tobacco products to everyone born after a certain year from 2030 onward.	<ul style="list-style-type: none"> • Strongly support • Tend to support • No opinion either way • Tend to oppose • Strongly oppose • Unsure or don't know 	34.5%		24.2% (No opinion either way + Unsure or don't know)	41.3%		24.2% (No opinion either way + Unsure or don't know)
41	Trainer, Gall, Smith & Terry (2017)	Would you support a proposal that bans the sale of tobacco to Tasmanians born after the year 2000?	<ul style="list-style-type: none"> • Yes • No • Don't know 	73%		-	24%		3%
		Would you support a proposal that stops the sale of tobacco to those Tasmanians born after the year 2000?	<ul style="list-style-type: none"> • Yes—support • No—do not support • Don't know/not sure 	68%		-	10%		22%
46	Wu, Wang, Ho, Cheung, Kwong, Lai & Lam (2019)	Ban people who are born after the year 2010 from smoking CCs (?)	<ul style="list-style-type: none"> • Yes • No • Don't know • Refused 	51.8%		-	Not reported		Not reported
Ban commercial sale of combustible tobacco (n = 20)									
5	Al-Shawaf, Grooms, Mahoney, Lunsford & Kittner	To what extent would you support a policy to prohibit the sale of all tobacco products?	<ul style="list-style-type: none"> • Strongly support • Somewhat support • Somewhat oppose • Strongly oppose 	30.0%	27.3%	-	21.8%	20.9%	-
6	Avishai, Ribisl & Sheeran (2023)	1) What percentage of people would need to die from smoking cigarettes in order to ban cigarettes (that is, to make it illegal to buy/sell cigarettes) 2) How many years would smoking cigarettes need to take off a person's life in order to ban cigarettes (that is, to make it illegal to buy/sell cigarettes)	<ul style="list-style-type: none"> • Specific percentage/number of years • Never ban 	52.4% (If participant indicated both percentage and years)		-	Not reported		-

#*	Authors (Year)	Question asked**	Response options	% opinion					
				Strongly agree	Agree	Neither agree nor disagree	Disagree	Strongly disagree	Don't know
7	Boeckmann, Kotz, Shahab, Brown & Kastaun (2018)	Do you support the following statements? The sale of cigarettes and tobacco in Germany should be banned completely within the next 10 years	<ul style="list-style-type: none"> • Strongly support • Tend to support • No opinion either way • Tend to oppose • Strongly oppose • No answer 	22.9%		21.8%	49.0%		Not reported
9	Brennan, Durkin, Scollo, Swanson & Wakefield (2021)	Some people believe that there may come a time when it will no longer be legal to sell cigarettes in retail outlets in Australia. Do you think this would be...	<ul style="list-style-type: none"> • A good thing • A bad thing • Neither a good nor a bad thing • Don't know/can't say 	52.8%		25.1%	19.2%		2.8%
10	Brennan, Ilchenko, Scollo, Durkin & Wakefield (2022)	Some people believe that there may come a time when it will be no longer be legal to sell cigarettes in shops in Australia. Do you think it would be a good thing if there came a time when it was no longer legal to sell cigarettes in shops in Australia?	<ul style="list-style-type: none"> • A good thing • A bad thing • Neither a good nor a bad thing • Don't know/refused 	61.6%		21.3%	16.7%		Not reported
13	Edwards, Johnson, Stanley, Waa, Ouimet & Fong (2021)	If the government provides assistance such as clinics to help smokers quit, would you support or oppose a law that... Totally bans cigarettes and other smoked tobacco within 10 years?	<ul style="list-style-type: none"> • Strongly support • Support • Oppose • Strongly oppose • Refused • Don't know 	48.1%		-	Not reported	Not reported	Excluded from the analyses
14	Edwards, Wilson, Peace, Weerasekera, Thomson & Gifford (2013)	If effective nicotine substitutes that are not smoked became available, the government should then set a date to ban cigarette sales in ten years time.	<ul style="list-style-type: none"> • Strongly agree • Agree • Neither agree nor disagree • Disagree • Strongly disagree • Refused • Don't know 	46.0%		Not reported	46.6%		Not reported
16	Gallus, Lugo, Fernandez, Gilmore, Leon, Clancy & La Vecchia (2014)	The government or the national political decision makers could adopt several strategies to control and limit tobacco use; how useful do you consider making smoking or cigarette sales illegal?	<ul style="list-style-type: none"> • Very useful • Quite useful • Rather useless • Completely useless • He/she does not know or He/she does not answer 	16.4%	18.5%	-	24.3%	40.8%	Excluded from the analyses

#*	Authors (Year)	Question asked**	Response options	% opinion					
				Strongly agree	Agree	Neither agree nor disagree	Disagree	Strongly disagree	Don't know
18	Gendall, Hoek, Maubach & Edwards (2013)	Cigarettes and tobacco should not be sold in New Zealand in ten years' time.	<ul style="list-style-type: none"> • Strongly agree • Agree • Neither agree nor disagree • Disagree • Strongly disagree • Don't know 	50%		Not reported	25%		Excluded from the analyses
19	Hayes, Wakefield & Scollo (2014)	Some people think that there will come a day when cigarettes will no longer be available for sale from retail outlets in Australia. Do you think this would be...	<ul style="list-style-type: none"> • A good thing • A bad thing • Neither a good or a bad thing • Don't know/can't say 	71.6%		17.4%	8.9%		2.1%
20	Jaine, Healey, Edwards & Hoek (2015)	For each of the statements listed below, please indicate whether you agree or disagree with them. Cigarettes and tobacco should not be sold in New Zealand in 10 years' time	<ul style="list-style-type: none"> • Agree • Disagree • Don't know 	('10) 48%		-	('10) 23%		('10) 30%
				('11) 52%			('11) 20%		('11) 28%
				('12) 57%			('12) 16%		('12) 27%
29	Newcombe & Li (2013)	Whether or not you smoke, please tell me how much you agree or disagree with the following statements. Cigarettes and tobacco should not be sold in New Zealand in 10 years' time.	<ul style="list-style-type: none"> • Strongly agree • Agree • Neither agree nor disagree • Disagree • Strongly disagree • Don't know • Refused 	18%	36%	13%	Not reported	Not reported	Not reported
30	Nogueira, Driezen, Fu, Hitchman, Tigova, Castellano, Kyriakos, Zatonski, Mons, Quah, Demjen, Trofor, Przewozniak, Katsaounou, Fong, Cardavas, Fernandez & EUREST-PLUS	Would you support or oppose a total ban on cigarettes and other smoked tobacco within 10 years, if the government provided assistance such as cessation clinics to help smokers quit?	<ul style="list-style-type: none"> • Strongly support • Support • Oppose • Strongly oppose • Refused • Don't know 	37.8%		-	Not reported	Not reported	Not reported

#*	Authors (Year)	Question asked**	Response options	% opinion					
				Strongly agree	Agree	Neither agree nor disagree	Disagree	Strongly disagree	Don't know
	Consortium (2022)								
31	Palladino, Hone, Filippidis (2018)	The sale of drugs such as cannabis, cocaine, ecstasy, and heroin is officially banned in all EU Member States. The sale of legal substances such as alcohol and tobacco is not prohibited but is regulated in all EU countries, which means for example that there is a minimum age limit for buying, limits in the concentration of active components, or licensed sales through specialised shops and pharmacies. Do you think the following substances should continue to be banned or should be banned, or should they be regulated?	<ul style="list-style-type: none"> • Should continue to be banned or should be banned • Should be regulated • Should be available without restrictions 	(08) 17.9% (*11) 16.5% (*14) 16.0%		-	Not reported		-
37	Siddiqi, Siddiqi, Boeckmann, Islam, Khan, Dobbie, Khan & Kannan (2022)	Do you support the following statements? The sale of cigarettes and tobacco in Pakistan should be banned completely within the next 10 years	<ul style="list-style-type: none"> • Strongly support • Tend to support • No opinion either way • Tend to oppose • Strongly oppose 	93.9%		3.4%	2.7%		-
39	Sonnenberg, Bostic & Halpern-Felsher (2020)	How much do you agree with the following statement for each of the following products. There should be a gradual ban on the sale of cigarettes	<ul style="list-style-type: none"> • Strongly disagree • Disagree • Agree • Strongly agree 	37.6%	35.8%	-	16.0%	7.1%	3.6% (missing data)
		How much do you agree with the following statement for each of the following products. There should be an immediate ban on the sale of cigarettes		29.3%	27.7%	-	26.8%	11.1%	4.9% (missing data)
42	Wamamili, Gartner & Lawler (2022)	How much do you agree or disagree with the following statements?: Cigarettes should not be sold (in Australia or NZ) in 10 years' time (i.e., ending tobacco sales).	<ul style="list-style-type: none"> • Strongly agree • Agree • Neutral • Strongly disagree • Disagree 	(NZ) 53.3% (AU) 51.6%		(NZ) 28.1% (AU) 24.3%	(NZ) 18.6% (AU) 24.1%		-
44	White (2015)	For each of the statements below, please indicate whether you agree or disagree with them. Cigarettes and tobacco should not be sold in NZ	<ul style="list-style-type: none"> • Agree • Disagree • Don't know 	56%		-	22%		22%
45	White (2013)	For each of the statements below, please indicate whether you agree or disagree with them. Cigarettes and tobacco should not be sold in NZ	<ul style="list-style-type: none"> • Agree • Disagree • Don't know 	57%		-	21%		22%

#*	Authors (Year)	Question asked**	Response options	% opinion						
				Strongly agree	Agree	Neither agree nor disagree	Disagree	Strongly disagree	Don't know	
46	Wu, Wang, Ho, Cheung, Kwong, Lai & Lam (2019)	Ban combustible cigarette sales in 10 years if there is a product providing nicotine not made from tobacco (?)	<ul style="list-style-type: none"> • Yes • No • Don't know • Refused 	51.8%		-	Not reported		Not reported	
Set a regularly reducing quota on the volume manufactured or imported (sinking lid) (n = 1)										
46	Wu, Wang, Ho, Cheung, Kwong, Lai & Lam (2019)	Set a quota for combustible cigarette retail and reduce it on a yearly basis	<ul style="list-style-type: none"> • Yes • No • Don't know • Refused 	80.0%		-	Not reported		Not reported	
Reduce commercial viability of tobacco companies (n = 8)										
1	Action on Smoking and Health (2017)	Below is a suggestion that has been made to reduce smoking. How strongly, if at all, would you support or oppose the following measure...? Requiring tobacco manufacturers to pay a levy to Government for measures to help smokers quit and prevent young people from taking up smoking	<ul style="list-style-type: none"> • Strongly support • Tend to support • Neither support nor oppose • Tend to oppose • Strongly oppose • Don't know 	71.0%		Not reported	9.0%		Not reported	
2	Action on Smoking and Health (2021)	Below is a suggestion that has been made to reduce smoking. How strongly, if at all, would you support or oppose the following measure...? Requiring tobacco manufacturers to pay a levy to Government for measures to help smokers quit and prevent young people from taking up smoking	<ul style="list-style-type: none"> • Strongly support • Tend to support • Neither support nor oppose • Tend to oppose • Strongly oppose • Don't know 	77.0%		Not reported	6.0%		Not reported	
3	Action on Smoking and Health (2022)	Below is a suggestion that has been made to reduce smoking. How strongly, if at all, would you support or oppose the following measure...? Requiring tobacco manufacturers to pay a levy to Government for measures to help smokers quit and prevent young people from taking up smoking	<ul style="list-style-type: none"> • Strongly support • Tend to support • Neither support nor oppose • Tend to oppose • Strongly oppose • Don't know 	76.0%		18.0% (neither support nor oppose + don't know)	6.0%		18.0% (neither support nor oppose + don't know)	
7	Boeckmann, Kotz, Shahab, Brown & Kastaun (2018)	Do you support the following statements? Tobacco industry sales should be taxed in order to use the money to address problems caused by tobacco (e.g., health issues, environmental problems, etc.)	<ul style="list-style-type: none"> • Strongly support • Tend to support • No opinion either way • Tend to oppose • Strongly oppose • No answer 	57.3%		Not reported	Not reported		Not reported	
12	Cosgrave, Blake, Murphy,	Now I would like to discuss measures which target the tobacco industry. To what extent do you agree or disagree with the following? Tobacco	<ul style="list-style-type: none"> • Strongly Agree • Somewhat agree 	78.4%			21.6%			

#*	Authors (Year)	Question asked**	Response options	% opinion					
				Strongly agree	Agree	Neither agree nor disagree	Disagree	Strongly disagree	Don't know
	Sheridan, Doyle & Kavanagh (2023)	companies should be required to pay the state for the health costs due to the harm caused by tobacco products	<ul style="list-style-type: none"> • Neither agree nor disagree • Somewhat disagree • Strongly disagree • Don't know 						
27	Moodie, Sinclair, Mackintosh, Power & Bauld (2016)	How much do you agree or disagree with the following statements? Tobacco companies should pay for the health related costs associated with tobacco use	<ul style="list-style-type: none"> • Strongly Agree • Somewhat agree • Neither agree nor disagree • Somewhat disagree • Strongly disagree • Don't know 	46%		Not reported	27%		Not reported
30	Nogueira, Driezen, Fu, Hitchman, Tigova, Castellano, Kyriakos, Zatonski, Mons, Quah, Demjen, Trofor, Przewozniak, Katsaounou, Fong, Cardavas, Fernandez & EUREST-PLUS Consortium (2022)	How much do you agree with the following statement: tobacco companies should take responsibility for the harm caused by smoking	<ul style="list-style-type: none"> • Strongly Agree • Agree • Neither agree nor disagree • Disagree • Strongly disagree • Refused • Don't know 	48.7%		Not reported	Not reported	Not reported	Not reported
37	Siddiqi, Siddiqi, Boeckmann, Islam, Khan, Dobbie, Khan & Kannan (2022)	Do you support the following statements? Tobacco industry sales should be taxed in order to use the money to address problems caused by tobacco (eg, health issues)	<ul style="list-style-type: none"> • Strongly support • Tend to support • No opinion either way • Tend to oppose • Strongly oppose 	85.9%		6.1%	8.0%		-

Increase taxes to make tobacco products unaffordable (n = 3)

#*	Authors (Year)	Question asked**	Response options	% opinion						
				Strongly agree	Agree	Neither agree nor disagree	Disagree	Strongly disagree	Don't know	
3	Action on Smoking and Health (2022)	Below is a suggestion that has been made to reduce smoking. How strongly, if at all, would you support or oppose the following measure...? Tax should be used to increase the price of tobacco products 5% above the rate of inflation each year	<ul style="list-style-type: none"> • Strongly support • Tend to support • Neither support nor oppose • Tend to oppose • Strongly oppose • Don't know 	63%		21% (neither support nor oppose + don't know)	16%		21% (neither support nor oppose + don't know)	
12	Cosgrave, Blake, Murphy, Sheridan, Doyle & Kavanagh (2023)	Moving on, I am going to ask you about a number of potential measures that might help achieve the Tobacco-Free goal. To what extent do you agree or disagree with the following? The Government should increase the tax on tobacco products by 20% a year until less than 5% of people smoke	<ul style="list-style-type: none"> • Strongly Agree • Somewhat agree • Neither agree nor disagree • Somewhat disagree • Strongly disagree • Don't know 	59.6%			40.4%			
13	Edwards, Johnson, Stanley, Waa, Ouimet & Fong (2021)	Would you support or oppose each of the following initiatives? The government should INCREASE the tax on tobacco by 20% a year until less than five percent of the population smoke.	<ul style="list-style-type: none"> • Strongly support • Support • Oppose • Strongly oppose • Refused • Don't know 	26.7%		-	Not reported	Not reported	Excluded from the analyses	
Restrict retailers to substantially limit availability (n = 4)										
10	Brennan, Ilchenko, Scollo, Durkin & Wakefield (2022)	Shop owners should seriously be thinking about transitioning out of selling cigarettes (?)	<ul style="list-style-type: none"> • Strongly support • Somewhat support • Somewhat oppose • Strongly oppose 	64.6%		Not reported	Not reported		Not reported	
12	Cosgrave, Blake, Murphy, Sheridan, Doyle & Kavanagh (2023)	Moving on, I am going to ask you about a number of potential measures that might help achieve the Tobacco-Free goal. The number of places that can sell tobacco products should be reduced by 95%	<ul style="list-style-type: none"> • Strongly Agree • Somewhat agree • Neither agree nor disagree • Somewhat disagree • Strongly disagree • Don't know 	58.9%			41.1%			
13	Edwards, Johnson, Stanley, Waa, Ouimet & Fong (2021)	I am now going to read you some statements about tobacco companies and tobacco sales. Please tell me what you think of each statement. The number of places that can sell tobacco products should be greatly reduced, that is by 95%, and sales allowed	<ul style="list-style-type: none"> • Strongly agree • Agree • Neither agree nor disagree • Disagree • Strongly disagree 	42.8%		Not reported	Not reported	Not reported	Excluded from the analyses	

#*	Authors (Year)	Question asked**	Response options	% opinion					
				Strongly agree	Agree	Neither agree nor disagree	Disagree	Strongly disagree	Don't know
		only in a limited number and type of stores.	<ul style="list-style-type: none"> • Refused • Don't know 						
18	Gendall, Hoek, Maubach & Edwards (2013)	Only people qualified to give quitting advice should be allowed to sell tobacco products	<ul style="list-style-type: none"> • Strongly agree • Agree • Neither agree nor disagree • Strongly disagree • Disagree • Don't know 	22%		Not reported	46%		Excluded from the analyses

*Numbers correspond to numbers in Table S3

**We attempted to contact the authors of studies that did not provide the full survey question and responses in the published article. In cases where we did not receive a response after three attempts, we added a notation of '(?)' in the 'question is asked' column

Table S11.2. Survey questions and response options used in each study/policy: forced-type

#*	Authors (Year)	Question asked	Response options	% opinion
Limiting nicotine in smoked tobacco products (n = 2)				
8	Bolcic-Jankovic & Biener (2015)	Nicotine is the substance in cigarettes that makes people get addicted to smoking. The FDA has the authority to reduce the amount of nicotine in cigarettes to a very low level. What do you think the FDA should do?	• Require that cigarette manufacturers reduce the level of nicotine to the lowest level possible	46.6%
			• Set a limit for the amount of nicotine permitted in cigarettes, gradually lower that level over the next 10 years	32.5%
			• Do nothing about nicotine in cigarettes	21.0%
22	Kulak, Kamper-DeMarco & Kozlowski (2020)	Which one of the following best describes a policy that you would support?	• I support that the levels of nicotine in cigarette vary from zero or very low levels of nicotine in some brands to high nicotine levels in others, so that smokers can chose the nicotine levels they like. No nicotine levels would be banned	41.0%
			• I support that the levels of nicotine in cigarette vary from zero or very low levels of nicotine in some brands to moderate nicotine levels in others. Smokers would have some choice over the nicotine levels they like, but high nicotine cigarettes would not be sold	28.6%
			• I support that only very low levels of nicotine be allowed in all cigarettes sold. Nicotine would not be banned, but these low levels would not cause any addiction or nicotine effects to occur and would help increase the chances of quitting smoking	20.5%
			• I support the banning of nicotine in all cigarettes. Only nicotine free cigarettes could be sold. This would stop all nicotine effects, stop the chances of addiction, and help increase the chances of quitting smoking	9.9%
Ban commercial sale of combustible tobacco (n = 1)				
12	Cosgrave, Blake, Murphy, Sheridan, Doyle & Kavanagh (2023)	Which of the following, if any, comes closest to your own view on the sale of tobacco products?	• Tobacco product sales should be phased out	82.8%
			• Tobacco product sales should be phased out but only if the government provides assistance to help smokers to quit	
			• Tobacco product sales should be phased out but only if existing smokers can continue to buy tobacco products using a licence	
			• Tobacco product sales should be phased out but only if the government provides assistance to help smokers to quit AND existing smokers can continue to buy tobacco products using a licence	
			• Tobacco product sales should not be phased out	
			• None of these/other option	
			• Don't know	17.2%

*Numbers correspond to numbers in Table S3

Table S10.3. Survey questions and response options used in each study/policy: timeframe

#*	Authors (Year)	Question asked	Response options	% opinion									
				Immediately	≤1 year	≤3 years	≤5 years	≤10 years	≤15 years	≤20 years	> 20 years	Never	Don't know
Ban commercial sale of combustible tobacco (n = 7)													
9	Brennan, Durkin, Scollo, Swanson & Wakefield (2021)	What timeframe do you think is fair in relation to the proposed phasing out of the sale of cigarettes from retail outlets? Would you say...	<ul style="list-style-type: none"> • Within the next 5 years • Within the next 10 years • Within the next 20 years • Yes, but not within the next 20 years • No, not ever • Don't know/can't say 	-	-	-	38.2%	26.0%	-	11.9%	3.4%	16.6%	3.9%
10	Brennan, Ilchenko, Scollo, Durkin & Wakefield (2022)	What timeframe would you think is appropriate in relation to phasing out the sale of cigarettes from shops?	<ul style="list-style-type: none"> • Within the next 5 years • Within the next 10 years • Within the next 15 years • Within the next 20 years • Not for at least 20 years • Don't know/refused 	-	-	-	38.5%	Not reported				-	Not reported
19	Hayes, Wakefield & Scollo (2014)	Some people believe that there may come a time when it will no longer be legal to sell cigarettes in retail outlets in Australia. What timeframe do you think is fair in relation to the proposed phasing out of the sale of cigarettes from retail outlets? Would you say...	<ul style="list-style-type: none"> • Within the next 5 years • Within the next 10 years • Within the next 20 years • Yes, but not within the next 20 years • No, not ever • Don't know/can't say 	-	-	-	31.4%	21.4%	-	12.2%	5.9%	25.6%	3.6%
26	Lykke, Pisinger & Glümer (2016)[18]	Do you think it's a good idea to set a date for when smoking in Denmark should be banned (with the possibility of tobacco	<ul style="list-style-type: none"> • No • Yes, within 10 years • Yes, within 20 years • Yes, within 30 years or more 	-	-	-	-	23.3%	-	3.9%	3.4%	69.4%	-

		on prescription for already addicted smokers?											
40	Toxværd, Pisinger, Lykke & Lau (2023)[45]	Do you think it's a good idea to set a date for when smoking in Denmark should be banned (with the possibility of tobacco on prescription for already addicted smokers?)	<ul style="list-style-type: none"> • No • Yes, within 10 years • Yes, within 20 years • Yes, within 30 years or more 	-	-	-	36.1%	8.2%	-	3.6%	2.4%	49.7%	-
43	Wang, Wang, Lam, Viswanath & Chan (2015)[49]	Do you support a total ban on tobacco sales in Hong Kong and when should the ban be implemented?	<ul style="list-style-type: none"> • Immediately • Within 1 year • Within 3 years • Within 5 years • Within 10 years • Within 20 years • After 20 years • Not sure when • Did not support a total ban 	64.8%				6.4%			28.8%	Excluded	
46	Wu, Wang, Ho, Cheung, Kwong, Lai & Lam (2019)	Do you support completely banning the sale of CCs?	<ul style="list-style-type: none"> • Yes, Immediately • Yes, in 1 year • Yes, in 3 years • Yes, in 5 years • Yes, in 10 years • Yes, after 10 years • Yes, but deadline not yet determined • No, people have a right to smoke • No, it will have a negative effect on the economy • No, ban is useless • No, it will increase CC smuggling • No, I am a smoker • No, other reasons • Don't know • Refused 	63.8%				Not reported	Not reported	Not reported	Not reported	Not reported	

*Numbers correspond to numbers in Table S3

REFERENCES

1. Ali FRM, Al-Shawaf M, Wang TW, et al. U.S. Adults' Attitudes Toward Lowering Nicotine Levels in Cigarettes. *American Journal of Preventive Medicine* 2019;57(3):403-07. doi: <https://doi.org/10.1016/j.amepre.2019.04.016>
2. Chung-Hall J, Fong GT, Driezen P, et al. Smokers' support for tobacco endgame measures in Canada: findings from the 2016 International Tobacco Control Smoking and Vaping Survey. *CMAJ Open* 2018;6(3):E412-e22. doi: 10.9778/cmajo.20180025 [published Online First: 2018/09/30]
3. Edwards R, Johnson E, Stanley J, et al. Support for New Zealand's Smokefree 2025 goal and key measures to achieve it: findings from the ITC New Zealand Survey. *Australian and New Zealand Journal of Public Health* 2021;45(6):554-61. doi: <https://doi.org/10.1111/1753-6405.13129>
4. Cosgrave EJ, Blake M, Murphy E, et al. Is the public ready for a tobacco-free Ireland? A national survey of public knowledge and attitudes to tobacco endgame in Ireland. *Tobacco Control* 2023:tc-2023-057958. doi: 10.1136/tc-2023-057958
5. Pearson JL, Abrams DB, Niaura RS, et al. Public support for mandated nicotine reduction in cigarettes. *Am J Public Health* 2013;103(3):562-7. doi: 10.2105/ajph.2012.300890 [published Online First: 2013/01/19]
6. Kyriakos CN, Fong GT, de Abreu Perez C, et al. Brazilian smokers are ready for the ban on flavour additives in tobacco to be implemented. *Preventive Medicine* 2022;160:107074. doi: <https://doi.org/10.1016/j.ypmed.2022.107074>
7. Smith TT, Nahhas GJ, Borland R, et al. Which tobacco control policies do smokers support? Findings from the International Tobacco Control Four Country Smoking and Vaping Survey. *Preventive Medicine* 2021;149:106600. doi: <https://doi.org/10.1016/j.ypmed.2021.106600>
8. Agaku IT, Odani S, Armour BS, et al. Adults' favorability toward prohibiting flavors in all tobacco products in the United States. *Preventive Medicine* 2019;129:105862. doi: <https://doi.org/10.1016/j.ypmed.2019.105862>

9. Lavery AA, Filippidis FT, Fernandez E, et al. Associations of e-cigarette experimentation with support for tobacco control policies in the European Union, 2012-2014. *Tob Induc Dis* 2018;16:09. doi: 10.18332/tid/84865 [published Online First: 2018/03/16]
10. Morphett K, Puljević C, Borland R, et al. Attitudes towards a hypothetical ‘clean nicotine’ product and harm reduction among smokers. *International Journal of Drug Policy* 2021;88:103020. doi: <https://doi.org/10.1016/j.drugpo.2020.103020>
11. Boeckmann M, Kotz D, Shahab L, et al. German Public Support for Tobacco Control Policy Measures: Results from the German Study on Tobacco Use (DEBRA), a Representative National Survey. *International Journal of Environmental Research and Public Health* 2018;15(4):696.
12. Kock L, Shahab L, Moore G, et al. Assessing the profile of support for potential tobacco control policies targeting availability in Great Britain: a cross-sectional population survey. *Tobacco Control* 2022;tobaccocontrol-2022-057508. doi: 10.1136/tc-2022-057508
13. Nogueira SO, Driezen P, Fu M, et al. Beyond the European Union Tobacco Products Directive: smokers’ and recent quitters’ support for further tobacco control measures (2016–2018). *Tobacco Control* 2022;31(6):765-69. doi: 10.1136/tobaccocontrol-2020-056177
14. Gallus S, Lugo A, Fernandez E, et al. Support for a tobacco endgame strategy in 18 European countries. *Preventive Medicine* 2014;67:255-58. doi: <https://doi.org/10.1016/j.ypmed.2014.08.001>
15. Wu YS, Wang MP, Ho SY, et al. Positive perceptions of electronic cigarettes relative to combustible cigarettes are associated with weaker support for endgame policies on combustible cigarettes: A population-based cross-sectional study in Hong Kong. *Tobacco Induced Diseases* 2019;17(August) doi: 10.18332/tid/110697
16. Action on Smoking and Health. Public support in England for Government action on tobacco: Results extracted from the ASH Smokefree GB Survey 2022

London: ASH, 2022.

17. Moodie C, Sinclair L, Mackintosh AM, et al. How Tobacco Companies are Perceived Within the United Kingdom: An Online Panel. *Nicotine & Tobacco Research* 2016;18(8):1766-72. doi: 10.1093/ntr/ntw024
18. Lykke M, Pisinger C, Glümer C. Ready for a goodbye to tobacco? — Assessment of support for endgame strategies on smoking among adults in a Danish regional health survey. *Preventive Medicine* 2016;83:5-10. doi: <https://doi.org/10.1016/j.ypmed.2015.11.016>
19. White J. Young peoples' opinions on tobacco control measures [In Fact]. Wellington: Health Promotion Agency Research and Evaluation Unit, 2015.
20. Gendall P, Hoek J, Maubach N, et al. Public support for more action on smoking. *N Z Med J* 2013;126(1375):85-94. [published Online First: 2013/07/05]
21. Brennan E, Ilchenko E, Scollo M, et al. Public support for policies to phase out the retail sale of cigarettes in Australia: results from a nationally representative survey. *Tobacco Control* 2022:tobaccocontrol-2021-057122. doi: 10.1136/tobaccocontrol-2021-057122
22. Jaine R, Healey B, Edwards R, et al. How adolescents view the tobacco endgame and tobacco control measures: trends and associations in support among 14–15 year olds. *Tobacco Control* 2015;24(5):449-54. doi: 10.1136/tobaccocontrol-2013-051440
23. Li J, Newcombe R. Attitudes towards smoking and tobacco control strategies – a comparison of recent quit-attempters versus non-attempters. [In Fact]. Wellington: Health Promotion Agency Research and Evaluation Unit, 2013.
24. Newcombe R, Li J. Public Opinion on access to tobacco [In Fact]. Wellington: Health Promotion Agency Research and Evaluation Unit, 2013.
25. Farley SM, Coady MH, Mandel-Ricci J, et al. Public opinions on tax and retail-based tobacco control strategies. *Tobacco Control* 2015;24(e1):e10-e13. doi: 10.1136/tobaccocontrol-2013-051272

26. Sonnenberg J, Bostic C, Halpern-Felsher B. Support for Aggressive Tobacco Control Interventions Among California Adolescents and Young Adults. *Journal of Adolescent Health* 2020;66(4):506-09. doi: <https://doi.org/10.1016/j.jadohealth.2019.11.302>
27. Action on Smoking and Health. Smokefree: The First Ten Years. London: Action on Smoking and Health, 2017.
28. Action on Smoking and Health. The Smokefree Great Britain Survey: Public Opinion in England. London: Action on Smoking and Health, 2021.
29. Al-Shawaf M, Grooms KN, Mahoney M, et al. Support for Policies to Prohibit the Sale of Menthol Cigarettes and All Tobacco Products Among Adults, 2021. *Prev Chronic Dis* 2023;20:E05. doi: 10.5888/pcd20.220128 [published Online First: 2023/02/03]
30. Avishai A, Ribisl KM, Sheeran P. Realizing the Tobacco Endgame: Understanding and mobilizing public support for banning combustible cigarette sales in the United States. *Social Science & Medicine* 2023;327:115939. doi: <https://doi.org/10.1016/j.socscimed.2023.115939>
31. Bolcic-Jankovic D, Biener L. Public opinion about FDA regulation of menthol and nicotine. *Tobacco Control* 2015;24(e4):e241-e45. doi: 10.1136/tobaccocontrol-2013-051392
32. Brennan E, Durkin S, Scollo MM, et al. Public support for phasing out the sale of cigarettes in Australia. *Med J Aust* 2021;215(10):471-72. doi: 10.5694/mja2.51224 [published Online First: 2021/08/19]
33. Edwards R, Wilson N, Peace J, et al. Support for a tobacco endgame and increased regulation of the tobacco industry among New Zealand smokers: results from a National Survey. *Tobacco Control* 2013;22(e1):e86-e93. doi: 10.1136/tobaccocontrol-2011-050324
34. Gallup. GALLUP POLL SOCIAL SERIES: CONSUMPTION HABITS, 2022.
35. Gendall P, Hoek J, Edwards R. What does the 2025 Smokefree Goal mean to the New Zealand public? *The New Zealand medical journal* 2014;127

36. Hayes L, Wakefield MA, Scollo MM. Public opinion about ending the sale of tobacco in Australia. *Tobacco Control* 2014;23(2):183-84. doi: 10.1136/tobaccocontrol-2012-050777
37. Kulak J, Kamper-DeMarco K, Kozlowski L. Measuring Support for Requiring Reduced Nicotine Cigarettes: Issues with Questions, Answers, and Respondents. *Health Behavior and Policy Review* 2020;7:546-56. doi: 10.14485/HBPR.7.6.4
38. Li J, Newcombe R, Walton D. Responses towards additional tobacco control measures: Data from a population-based survey of New Zealand adults. *The New Zealand medical journal* 2016;129:87-92.
39. Palladino R, Hone T, Filippidis FT. Changes in support for bans of illicit drugs, tobacco, and alcohol among adolescents and young adults in Europe, 2008–2014. *International Journal of Public Health* 2018;63(1):23-31. doi: 10.1007/s00038-017-1025-y
40. Patel M, Cuccia A, Zhou Y, et al. Nicotine Perceptions and Response to Proposed Low-Nicotine Cigarette Policy. *Tobacco Regulatory Science* 2019;5:480-90. doi: 10.18001/TRS.5.6.1
41. Pepper J, Squiers L, Bann C, et al. Reasons for Supporting or Opposing a Reduced Nicotine Product Standard. *Tobacco Regulatory Science* 2020;6:164-70. doi: 10.18001/TRS.6.2.7
42. Robertson L, Gendall P, Hoek J, et al. Smokers' Perceptions of the Relative Effectiveness of Five Tobacco Retail Reduction Policies. *Nicotine & Tobacco Research* 2016;19(2):245-52. doi: 10.1093/ntr/ntw193
43. Schmidt AM, Kowitt SD, Myers AE, et al. Attitudes towards Potential New Tobacco Control Regulations among U.S. Adults. *International Journal of Environmental Research and Public Health* 2018;15(1):72.

44. Siddiqi K, Siddiqui F, Boeckmann M, et al. Attitudes of smokers towards tobacco control policies: findings from the Studying Tobacco users of Pakistan (STOP) survey. *Tobacco Control* 2022;31(1):112-16. doi: 10.1136/tobaccocontrol-2020-055995
45. Toxværd CG, Pisinger C, Lykke MB, et al. Making smoking history: temporal changes in support for a future smoking ban and increasing taxes in the general population of Denmark. *Tobacco Control* 2023;32(1):67-71. doi: 10.1136/tobaccocontrol-2020-056067
46. Trainer E, Gall S, Smith A, et al. Public perceptions of the tobacco-free generation in Tasmania: adults and adolescents. *Tobacco Control* 2017;26(4):458-60. doi: 10.1136/tobaccocontrol-2016-053105
47. Wamamili B, Gartner C, Lawler S. Factors associated with support for reducing and ending tobacco sales among university students in Queensland, Australia and New Zealand. *Australian and New Zealand Journal of Public Health* 2022;46(4):477-81. doi: <https://doi.org/10.1111/1753-6405.13256>
48. White J. Young people's opinion on the sale of tobacco in New Zealand. [In Fact]. Wellington: Health Promotion Agency Research and Evaluation Unit, 2013.
49. Wang MP, Wang X, Lam TH, et al. The tobacco endgame in Hong Kong: public support for a total ban on tobacco sales. *Tobacco Control* 2015;24(2):162-67. doi: 10.1136/tobaccocontrol-2013-051092
50. Zatoński M, Herbec A, Zatoński W, et al. Characterising smokers of menthol and flavoured cigarettes, their attitudes towards tobacco regulation, and the anticipated impact of the Tobacco Products Directive on their smoking and quitting behaviours: The EUREST-PLUS ITC Europe Surveys. *Tobacco Induced Diseases* 2018;16(2) doi: 10.18332/tid/96294