

1 Bio-efficacy of field aged novel class of long-lasting insecticidal nets, against pyrethroid-
2 resistant malaria vectors in Tanzania: A series of experimental hut trials

3

4 Jackline L. Martin^{1,2,3*}, Louisa A. Messenger^{3,5}, Mark Rowland³, Franklin W Mosha¹,
5 Edmund Bernard², Monica Kisamo², Shaban Limbe², Patric Hape², Charles Thickstun⁴,
6 Crene Steven¹, Oliva Moshi¹, Boniface Shirima¹, Nancy S. Matowo³, Jacklin F Mosha²,
7 Dominic P Dee⁶, Thomas S Churcher⁶, Manisha A. Kulkarni⁴, Alphaxard Manjurano² and
8 Natacha Protopopoff³

9 ¹*Kilimanjaro Christian Medical University College, Moshi, United Republic of Tanzania*

10 ²*National Institute for Medical Research- Mwanza Center, United Republic of Tanzania*

11 ³*London School of Hygiene and Tropical, London, United Kingdom*

12 ⁴*School of Epidemiology and Public Health, University of Ottawa, Canada*

13 ⁵*Department of Environmental and Occupational Health, School of Public Health, University*
14 *of Nevada, Las Vegas, NV, USA*

15 ⁶*Imperial College London, United Kingdom*

16 ***Corresponding author**

17 Email: *JLM – Jackline.martin@lshtm.ac.uk, LAM- louisa.messenger@unlv.edu, MR -

18 mark.rowland@lshtm.ac.uk, FWM – fwmosha@gmail.com, EB-

19 edmondbernardhakiz444@gmail.com, MK- monicakisamo18@gmail.com, SL -

20 shabanlimbe12@gmail.com, PH- patrickpaschal4@gmail.com, CT- cthickstun@gmail.com,

21 CS- crenesteven@gmail.com, OM -Olivamoshi01@gmail.com, BS-

22 shiribonny@gmail.com, NSM- Nancy.matowo@lshtm.ac.uk, JFM - jfmosha@yahoo.com,

23 DPD- d.dee@imperial.ac.uk, TSC- thomas.churcher@imperial.ac.uk, MAK-

24 Manisha.Kulkarni@uottawa.ca, AM - amanjurano@yahoo.com, NP –

25 natacha.protopopoff@lshtm.ac.uk

26

NOTE: This preprint reports new research that has not been certified by peer review and should not be used to guide clinical practice.

27 **Abstract**

28 New classes of long-lasting insecticidal nets (LLINs) incorporating two insecticides, or an
29 insecticide and a synergist, are recommended by the World Health Organization (WHO) to
30 prevent malaria transmitted by mosquito vectors resistant to pyrethroid and other common
31 insecticide classes. This study was nested in a large-scale cluster-randomized controlled trial
32 conducted in Tanzania. A series of experimental hut trials (EHTs) aimed to evaluate the bio-
33 efficacy of trial LLINs on the mosquito indicators most pertinent to malaria transmission over
34 3 years of use in the community. The aim was to evaluate nets subjected to a broader range of
35 household factors than WHO standardized washing.

36 The following field collected LLINs were assessed: 1/Olyset™ Plus (combining piperonyl
37 butoxide synergist and permethrin), 2/Interceptor® G2 (chlorfenapyr and alpha-
38 cypermethrin), 3/Royal Guard® (pyriproxyfen and alpha-cypermethrin), 4/Interceptor®
39 (alpha-cypermethrin only), 5/a new Interceptor®, and 6/an untreated net. Thirty nets of each
40 type were withdrawn from the community at 12, 24 and 36 months after distribution and used
41 for the EHTs. Pre-specified outcomes were 72-hour mortality for Interceptor® G2, 24-hour
42 mortality for Olyset™ Plus, and fertility based on egg development stage for Royal Guard®.

43 Overall; Interceptor® G2 LLINs induced higher 72-hour mortality compared to standard
44 LLINs of the same age up to 12 months (44% vs 21%), OR: 3.5, 95% CI: 1.9 – 6.6, p-value <
45 0.001 and 24-hour mortality was only significantly higher in Olyset™ Plus when new (OR:
46 13.6, 95%CI: 4.4 – 41.3, p-value < 0.001) compared to standard LLINs but not at 12 months
47 (17% vs 13%; OR: 2.1, 95% CI: 1.0 – 4.3; p-value = 0.112). A small non-significant effect of
48 pyriproxyfen on *Anopheles* fertility was observed for Royal Guard® up to 12 months (75% vs
49 98%, OR: 1.1, 95% CI: 0.0 – 24.9, p-value = 0.951). There was no evidence of a difference in

50 the main outcomes for any of the new class of LLINs at 24 and 36 months compared to
51 standard LLINs.

52 Interceptor® G2 LLINs showed superior bio-efficacy compared to standard LLINs for only
53 up to 12 months and the effect of Olyset™ Plus was observed when new for all species and
54 12 months for *An. gambiae* s.l. only. The pyriproxyfen component of Royal Guard® had a
55 short and limited effect on fertility

56 **Keywords**

57 Bio-efficacy, malaria vectors, insecticide resistance, Royal Guard®, Interceptor® G2, Olyset™
58 Plus, Interceptor®, experimental hut trial, long-lasting insecticidal net, Tanzania.

59 **Introduction**

60 Malaria remains a considerable global problem, with an estimated 241 million cases in 2020,
61 resulting in 627,000 deaths. The African region of the World Health Organization (WHO)
62 accounted for 96% of all malaria cases and related deaths (1). To mitigate burden of malaria,
63 2.3 billion insecticide-treated nets (LLINs) have been distributed worldwide between 2004
64 and 2022, with 86% delivered to sub-Saharan Africa (1). In 2020, malaria endemic countries
65 received an estimated 229 million LLINs, with 19.4 million of them being pyrethroid-
66 piperonyl butoxide (PBO)-treated nets (1). LLINs and other vector control interventions are
67 predicted to have averted 1.7 billion malaria cases and 10.6 million malaria deaths between
68 2000 and 2020 (1). Coincident with the scaling up of LLINs and other insecticidal tools
69 across sub-Saharan Africa, mosquito vector populations have developed resistance to
70 pyrethroids, which until recently were the only insecticide class recommended for use in
71 LLINs. Several studies have demonstrated that LLINs are becoming less effective at killing
72 mosquitoes in areas of high pyrethroid resistance (2-4). To tackle the spread of resistance,
73 new malaria vector control tools were needed . The first new class of LLINs developed to

74 control resistant mosquitoes was a combination net containing a pyrethroid insecticide and
75 the synergist PBO (5). In experimental field trials, these LLINs induced significant mortality
76 in vector species (6). In Burkina Faso, Olyset™ Plus outperformed pyrethroid-only LLIN (7).
77 This class of LLINs was initially evaluated in a cluster-randomized control trial (cRCT) in
78 Tanzania and Uganda . In Tanzania, the study compared Olyset™ Plus to Olyset™ net and
79 found a 44% reduction malaria prevalence in the pyrethroid-PBO LLIN arm (Olyset™ Plus)
80 compared to the standard pyrethroid LLIN arm (Olyset™ net) arm after one year, a 33%
81 reduction after two years (8). In the Ugandan study, conducted over 18 months, the
82 pyrethroid-PBO LLIN (PermaNet® 3.0, Olyset™ Plus, PermaNet® 2.0 and Olyset™ net)
83 showed a 14% reduction in prevalence. The former results led the WHO to recognize the
84 public health value of pyrethroid-PBO LLINs and provide a conditional recommendation as a
85 new class of vector control product (9).

86 Since then, two additional dual- active ingredient (AI) LLINs (Royal Guard® and Interceptor®
87 G2) have undergone evaluation in WHO Phase I and II trials, showing significant promise in
88 comparison to standard LLINs when combating pyrethroid-resistant vectors. In Phase I studies,
89 Royal Guard® (containing the pyrethroid alpha-cypermethrin, and the juvenile growth hormone
90 inhibitor pyriproxyfen) met the WHO criteria with 95% knockdown and more than 80%
91 mortality for up to 20 washes when the susceptible *Anopheles gambiae* s.s. (kisumu strain)
92 were exposed in cone assays (10). It also met the WHO criteria in tunnel tests, with mortality
93 exceeding 80% after 20 washes, in contrast to a pyrethroid-only net. In a Phase II experimental
94 hut trial conducted against wild, pyrethroid resistant *An gambiae* s.l., Royal Guard®
95 demonstrated an 83% reduction in oviposition and a 95% reduction in offspring/hatching
96 before washing. These values declined to 25% and 50%, respectively, after 20 washes.
97 Interceptor® G2 (containing alpha-cypermethrin and the pyrrole chlorfenapyr) was able to

98 induce 71% mortality against free flying *An. gambiae* s.l. in an experimental hut trial compared
99 to an alpha-cypermethrin-only net (20% mortality) (11).

100 In a large-scale cRCT conducted in Tanzania, Royal Guard[®], Interceptor[®] G2 and Olyset[™]
101 Plus LLINs were evaluated against standard Interceptor[®] nets in the context of resistant malaria
102 vectors. The results revealed 55% lower odds of malaria infection in children aged 6 to 14 years
103 after two years of net use in the Interceptor[®] G2. Additionally, the entomological inoculation
104 rate (EIR) was also significantly lower (by 85%) in the Interceptor[®] G2 arm compared to the
105 standard pyrethroid-only arm (12). In the same trial, Olyset[™] Plus showed a shorter protective
106 effect of 12 months compared to a previous cRCT conducted in a different part of Tanzania,
107 where pyrethroid-PBO LLINs remained effective for 24 months (8, 12).

108 A second cRCT conducted in Benin showed similar results, with Interceptor[®] G2 reducing
109 malaria incidence by 44% compared to pyrethroid-only LLINs, while Royal Guard[®] did not
110 significantly reduce malaria outcomes (13). Among the new dual-AI LLINs evaluated in
111 different settings, Interceptor[®] G2 received strong recommendation to be deployed for malaria
112 prevention to children and adults. In contrast, Royal Guard[®] received a conditional
113 recommendation for use as an alternative to standard pyrethroid-only nets.

114 During prospective WHO Phase II evaluations of LLINs efficacy, it is expected that each net
115 should retain insecticidal activity for at least 20 standardized washes, with respect to vector
116 knock-down, mortality, and blood feeding inhibition (14). However, studies done using dual-
117 AI LLINs in experimental huts reported improved personal protection. It is important to note
118 that all these studies were carried out using unwashed nets, with the nets washed 20 times as a
119 proxy for a 3-year net used in the community. It is worth considering that insecticide
120 retention on nets in community may be lower than in LLINs washed 20 times, as community
121 washing process can be more intense and the nets more subject to friction during general use

122 (17). In addition, hole size in aged nets in community may differ from the 4 x 4 cm
123 standardized holes created in washed nets. Data from experimental hut trials conducted with
124 ‘real-life’ field nets can help explain why Royal Guard[®] LLINs had a more moderate effect
125 on mosquito density and transmission in community trials, and why Olyset[™] Plus LLINs did
126 not last for more than 24 months in recent trials (12, 15).

127 Through a series of experimental hut trials, we aimed to evaluate the bio-efficacy of dual-AI
128 LLINs (Olyset[™] Plus, Interceptor[®] G2 and Royal Guard[®]) in comparison to control nets
129 (standard Interceptor[®]) collected from the cRCT community at different time points across
130 their operational lifespan. Our objective was to understand how they compare with the
131 entomological outcomes results of the trial.

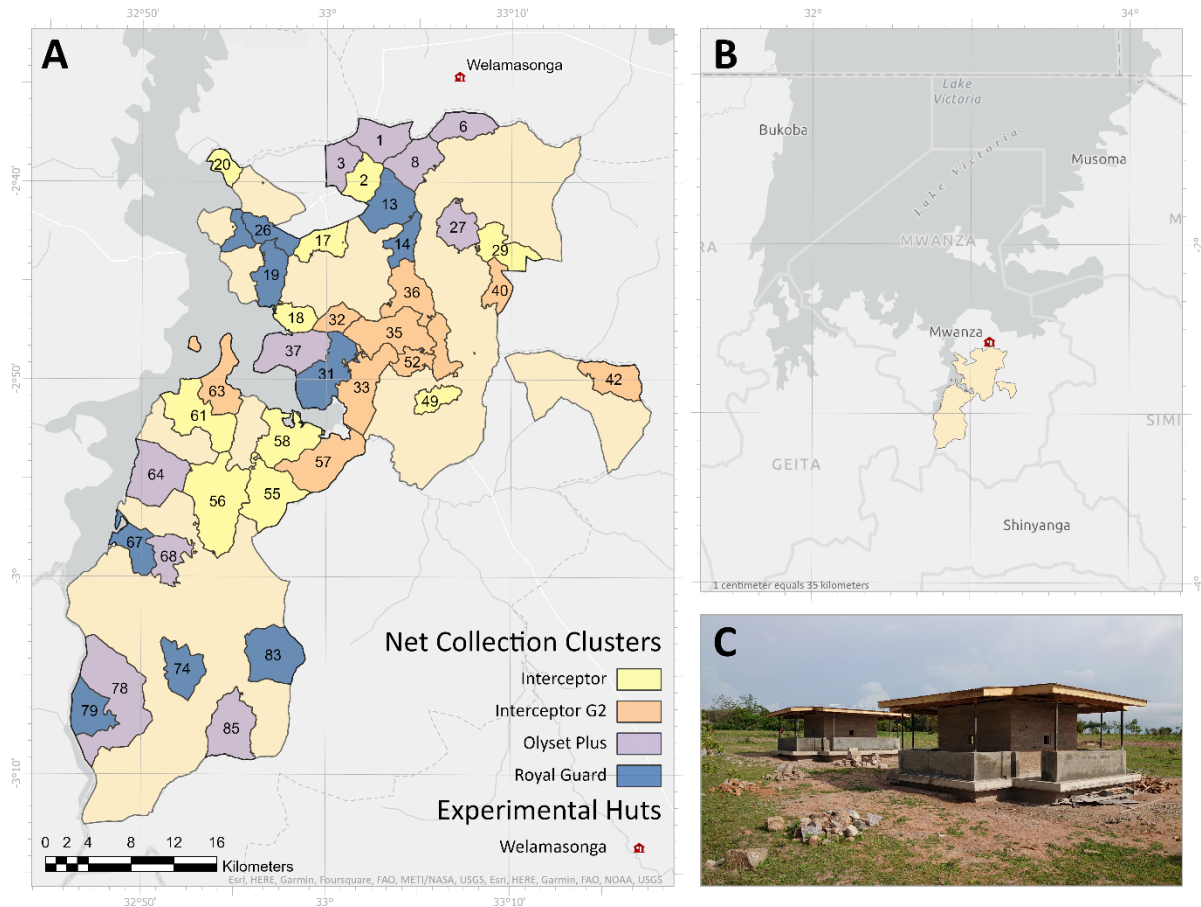
132 **Methodology**

133 **Experimental hut study site**

134 The experimental hut (EH) study was conducted in the Magu district Mwanza, Tanzania,
135 specifically in the Welamasonga village (2°34.673' 33°07.170') between 2020 to 2022. In this
136 village, six experimental huts were constructed in the north part of the Misungwi cRCT area
137 (16) (see Figure 1). A detailed description of the cRCT area can be found in the protocol (12).

138 Magu experiences the same climatic conditions as the cRCT site, characterized by two rainy
139 seasons (March – May and October – December) separated by a long dry season (June –
140 August or September) and a short dry season (December or January – February) (16). The area
141 surrounding the experimental huts consists of open fields used for cultivating rice and
142 vegetables, with irrigation from ponds. The main vector species in this area are *An. funestus*
143 sensu stricto (s.s), *An. arabiensis* and *An. gambiae* sensu stricto (s.s). The composition of these
144 species varies with the season, with *An. gambiae* s.l dominating during the rainy season and
145 *An. funestus* s.l. during the dry season.

146 Baseline resistance monitoring reported 69% of *An. gambiae* s.l. exposed to the diagnostic dose
147 of alpha-cypermethrin and 12% exposed to permethrin exhibited 24-hour mortality. As for *An.*
148 *funestus*, only one insecticide was tested (permethrin using CDC bottle assay), and it resulted
149 in a 25% mortality rate 24 hours after exposure to the diagnostic dose.



150

151 **Figure 1:** Map showing the location of experimental huts in the north part (B & C) of the main
152 cRCT area and the clusters where the net was collected (A).

153

154 **Net cohort enrolment and withdrawal for experimental hut trials**

155 The nets to be rotated in the experimental hut were collected from Misungwi district, Mwanza,
156 Tanzania where the cRCT was conducted. The cRCT spanned between 2019 and 2022 and
157 aimed to assess the effectiveness of two dual-AI LLINs and a pyrethroid-PBO LLIN, compared
158 to standard pyrethroid-only nets against malaria infection (12). The four LLINs under

159 evaluation were 1/ Royal Guard[®], a net combining pyriproxyfen, which is known to disrupt
160 female reproduction and fertility of eggs, and the pyrethroid alpha-cypermethrin;; 2/
161 Interceptor[®] G2, a mixture net incorporating two adulticides with differing modes of action;
162 chlorfenapyr (a pyrrole) and a pyrethroid (alpha-cypermethrin); 3/ Olyset[™] Plus, an LLIN
163 which incorporates a synergist PBO, to enhance the potency of pyrethroid insecticides and; 4/
164 Interceptor[®], an alpha-cypermethrin-only LLIN and the positive control reference intervention
165 (Table 1).

166

167 In January 2019, study nets were distributed across the study arms in 84 clusters within the
168 study area. One month after distribution, 1950 nets in 5 clusters per treatment arm were labelled
169 with a unique number. Thirty of these labelled nets were collected at intervals 6, 12, 24, 30 and
170 36 months for use in EHT. The sampling design is explained in more detail elsewhere (16).

171 Throughout the daily use of the nets, natural holes, wear and tear developed, and these were
172 measured using a hole template. This measurement aimed to estimate the total hole area in each
173 net brand, following the WHO guidelines (14). The nets were categorized based on the total
174 area: “good” if the area was less than 79 cm², “damaged” if the hole area ranged from 80 to
175 789cm², and “torn” if the hole area was greater than 790 cm² (17).

176 Before distribution, six new nets from each brand were retained to be tested in the
177 experimental huts. To minimize the effect of net withdrawal, each collected net was replaced
178 by a new net of the same type. However, these replacement nets were not included in the
179 study. Households remained part of the eligible cohort until no enrolled nets were available.

180

181 **Experimental hut study**

182 Nets collected at each time point were assessed in the same year, with those collected after 12
183 months of use were tested in 2020, those collected after 24 months in 2021, and those

184 collected after 36 months in 2022. To account for vector seasonality and estimate net
 185 efficacy against different *Anopheles* species, four hut studies were conducted for nets
 186 collected at each time point over a year (16).

187 **Table 1:** EHT treatments evaluated.

Treatment	Status of the net	Number of nets
Olyset™ Plus	Field collected	30 nets (tx*)
	New unwashed with 6 holes	6 nets (t0**)
Interceptor® G2	Field collected	30 nets (tx)
	New unwashed with 6 holes	6 nets (t0)
Royal Guard®	Field collected	30 nets (tx)
	New unwashed with 6 holes	6 nets (t0)
Interceptor®	Field collected	30 nets (tx)
	New unwashed with 6 holes	6 nets (t0)
Positive control	New Interceptor® with 6 holes	6 nets (t0)
Negative control	New untreated with 6 holes	6 nets (t0)

188 *tx are net collected at either 6, 12, 24, 30 or 36 months.

189 ** new unwashed net

190

191 Each EHT study was done over a 6-week period using six experimental huts with the
 192 treatment presented in table 1. Sleepers were rotated between huts on successive nights to
 193 account for individual attractiveness, and treatments were rotated every week following a
 194 random Latin square design. For each hut trial, during the 36 day/nights, each net (30 tx and 6
 195 t0) from each treatment (Olyset™ Plus, Interceptor® G2, Royal Guard® and Interceptor®) was

196 rotated every night. For all new intact LLINs, six holes of 4 x 4 cm were cut following WHO
197 guidelines .

198 In each hut, cloth sheets were laid on the floor and sugar solution was provided at night in the
199 window traps to reduce mosquito mortality (18). The day after net installation in the hut,
200 mosquitoes were collected using standard mouth aspirators from the floor, inside nets and on
201 walls and ceilings. The mosquitoes were packed in paper cups labelled with the collection
202 date, hut number, net type, collection area (exit/room/net) and collector initials. All
203 mosquitoes were sent to the National Institute for Medical Research (NIMR) insectary.
204 Mosquitoes were identified morphologically to species (19) and categorized by gonotrophic
205 status (i.e., unfed, freshly fed, semi-gravid and gravid).

206 Mosquito mortality was monitored every day up to 72 hours in a controlled environment.
207 The effect of pyriproxyfen on reproductive outcomes was assessed on mosquitoes collected
208 from the huts deployed with Royal Guard[®], Interceptor[®] and untreated nets by dissecting
209 gravid *Anopheles* 72 hours after collection when eggs should normally have fully matured
210 (20, 21).

211 After a 72-hour holding period, *An. gambiae* s.l. were further identified to species-level using
212 a TaqMan PCR assay to distinguish *An. gambiae* s.s. from *An. arabiensis* (22) and the same
213 was done for *An. funestus* s.l. to distinguish between *An. funestus* s.s and *An. parensis* (23).
214 Half of the blood fed and unfed, alive and dead mosquitoes were packed in RNAlater[®] for
215 determination of species and cytochrome P450 expression levels using qPCR (24, 25).

216 **Resistance monitoring**

217 Wild *An. gambiae* s.l and *An. funestus* s.l were collected from houses adjacent to the
218 experimental hut site around 6:00 am to 7:00 am in parallel of EHT study. Mosquitoes were

219 morphologically identified to species and kept for three days to allow digestion of blood meal
220 before bioassay testing.

221 Resistance intensity to the insecticides contained in each LLIN was assessed using
222 WHO/CDC bottle bioassays every year. Mosquitoes were exposed to the diagnostic doses of
223 alpha-cypermethrin or permethrin and increased to 2, 5 and 10 times of diagnostic
224 concentration for 30 minutes, or chlorfenapyr (100 µg/ml), pyriproxyfen (100 µg/ml) for 60
225 minutes; PBO pre-exposure was also performed using WHO tube bioassays followed by
226 CDC exposure to pyrethroid.

227 **Outcome measures**

228 Primary outcomes were 1/ 72-hour mortality for Interceptor® G2, 2/ 24-hour mortality for
229 Olyset™ Plus and 3/ fertility for Royal Guard®, calculated as the proportion of blood fed
230 females alive at 72 hours with fully mature eggs. Secondary outcomes were 1/ 24-hour
231 mortality for Royal Guard® and for all the nets 2/ blood feeding: proportion of blood fed
232 mosquitoes collected, 3/ deterrence: percentage reduction in density of *Anopheles* in
233 treatment huts compared to negative control huts (fitted with untreated nets), 4/ exophily:
234 proportion of mosquitoes that exited early and were found in exit traps compared with the
235 untreated control huts.

236 **Data analysis**

237 Data analysis was performed using STATA software version 17. After data cleaning, four
238 nights of collections were removed due to reporting errors. Descriptive statistics were used to
239 estimate the proportion of mosquito species collected each year.

240 Mixed effect generalized linear models with logit link function were used to compare
241 proportional outcomes (mortality, blood feeding and fecundity) of Interceptor® G2, Royal
242 Guard® and Olyset™ Plus to reference Interceptor® net (pyrethroid only field collected). Each

243 models included treatment, hole index and net age as fixed effect and hut, sleeper and week
244 as random effect to account for variation between sleepers, huts, collection weeks and
245 seasonality. The interaction between treatment and net age was reported using odds ratios with
246 their 95% confidence intervals (CI) and p-values were used to assess statistical significance at
247 the 0.05 level for comparisons of mortality and blood-feeding. Mortality and blood feeding
248 graphs were plotted using ggplot in R software.

249 For resistance data, lethal dose values (LD25, LD50, LD95 and LD99) were calculated using
250 a probit model with log-10 transformed data in IBM SPSS v28 software. The curve estimation
251 was based on the probability of mosquito death as a function of the total number of mosquitoes
252 and insecticide dose (26). Point estimates of LDs and 95% CIs were then back-transformed to
253 their original scale to obtain the reported values, indicating the difference in diagnostic dose of
254 an insecticide required to kill 25%, 50%, 95% or 99% of tested mosquitoes. Comparisons of
255 LD50 values among clusters and/or years were statistically estimated using the Relative
256 Median Potency (RMP), calculated as the ratio of point estimates with simultaneous 95% CIs.
257 Comparisons of “potency” in this context are median lethal concentrations/doses. A ratio of
258 “1” is considered insignificant, meaning LD50 was equal among comparison groups.
259 Reduction in fertility was calculated as $((\text{proportion fertile in control} - \text{proportion fertile in}$
260 $\text{treatment}) / \text{proportion fertile in untreated net control}) * 100$.

261

262 **Results**

263 **Species composition and outcomes in negative and positive control huts over the 3 years**

264 A total of 12 experimental hut trials were conducted between 2020 and 2022, resulting in 2,588
265 collection nights. During this period, 17,040 male and female mosquitoes were collected with
266 87% (14,841/17,040) of them being female. Among the female mosquitos, 26%

267 (3,925/14,841) were identified as *Anopheles*, while the remaining were *Culex*
268 *quinquefasciatus*.

269 For all collection years combined, 63.4% (2488/3925) of the *Anopheles* were identified as *An.*
270 *gambiae* s.l. while the remaining 36.6% (1437/3925) were *An. funestus* s.l.. Among the *An.*
271 *gambiae* complex identified to species-level, 56.8% (673/1185) were determined to be *An.*
272 *gambiae* s.s, while the rest were classified as *An. arabiensis*. Notably, the proportion of *An.*
273 *gambiae* s.s. was the highest in 2020 and subsequently decreased in years (as shown in Table
274 2).

275 **Table 2:** Hut trials entomological characteristics (density and species composition) over the
276 three years of follow-up.

	Year 1: 2020		Year 2: 2021		Year 3: 2022	
Total hut/night collection	863		864		864	
Total mosquitoes collected (female)	4320 (3869)		7424 (6612)		5296 (4360)	
Total <i>Anopheles</i> collected (female)	1974 (1611)		1904 (1457)		1204 (857)	
<i>Anopheles</i> vectors: N, mean [95% CI]	1611	1.9 [1.7 - 2.0]	1457	1.7 [1.5 - 1.8]	857	0.9 [0.9 - 1.1]
<i>Culex</i> species: N, mean [95% CI]	2270	2.6 [2.4 - 2.8]	5155	5.9 [5.2 - 6.7]	3503	4.1 [3.7 - 4.4]
Species composition n/N, % [95% CI]						
<i>An. gambiae</i> s.l./ <i>Anopheles</i>	1161/1611, 72.1%, [68.9 - 75.1]		842/1457, 57.8% [51.9 - 63.4]		485/857, 56.6% [50.4 - 63.5]	
<i>An. funestus</i> s.l./ <i>Anopheles</i>	450/1611, 27.9% [24.4 - 30.7]		615/1457, 42.2% [36.6 - 48.1]		372/857, 43.4% [36 - 49.6]	
<i>An. gambiae</i> s.s/ <i>An.gambiae</i> s.l	347/410, 85.0% [80.7 - 87.8]		181/334, 54.0% [48.8 - 59.4]		143/435, 33.0% [29 - 37]	
<i>An. funestus</i> s.s/ <i>An.funestus</i> s.l	151/153, 99.0% [94.8 - 99.6]		436/460, 95.0% [92.3 - 96.5]		321/368, 87.0% [83 - 90]	

277

278 *Anopheles* mortality for untreated nets (negative control huts) was less than 5% after 24 hours
279 which meets the WHO recommended threshold , while the exophilic rate ranged between
280 62% and 68% depending on the year. Blood feeding was between 18% and 21% in huts fitted

281 with a new standard pyrethroid LLIN Interceptor[®] (positive control huts); 24-hour mortality
282 was low and ranged from 8% to 12%. The mortality against *An. funestus* complex for the
283 whole period of study varied between 4% to 10% while it ranged between 7% to 18% for *An.*
284 *gambiae* (see additional file 1).

285 **EHT results on mortality and blood feeding**

286 There was higher 24-hour mortality in *Anopheles* collected in huts fitted with new (0 month)
287 Olyset[™] Plus compared to a new standard pyrethroid LLIN (raw data 38% vs 6%), adjusted
288 OR: 13.6, 95% CI: 4.4 – 41.3, p-value < 0.001 (Figure 2). Mortality in Olyset[™] Plus dropped
289 over time and while it remained slightly higher compared to standard pyrethroid LLINs of the
290 same age, the difference was not significant after nets were used for 12 months or more (12
291 months: 17% vs 13%; OR: 2.1, 95% CI: 1.0 – 4.3; p = 0.112, 24 months: 12% vs 11%, OR:
292 1.4, 95% CI: 0.6 – 3.3; p = 0.310 and 36 months: 10% vs 7%, OR: 1.0, 95% CI: 0.3 – 3.5; p =
293 0.890) (see Figure 2 & additional file 2a). By species, 24-hour mortality remained
294 significantly higher in Olyset[™] Plus compared to the standard pyrethroid LLIN in *An.*
295 *gambiae* s.l (23% vs 13%, OR: 2.6, 95% CI: 1.0 – 6.4; p = 0.045) at 12 months but no effect
296 was observed on the *An. funestus* complex at this time point (see additional file 2b). Blood
297 feeding for both species was lower in Olyset[™] Plus compared to Interceptor[®] LLINs up to 12
298 months but the difference was not significant at any of the following time points (see Figure
299 4).

300 Interceptor[®] G2 LLINs provided higher 72-hour mortality compared to Interceptor[®] LLINs
301 when new (raw data 58% vs 14%), (OR: 11.9, 95% CI: 4.8 – 29.7 p < 0.001) and after 12
302 months of use (43% vs 21%, OR: 3.5, 95% CI: 1.9 – 6.6, p < 0.001) (see Figure 3 &
303 additional file 2a). The effect was observed for both *An. gambiae* s.l. and *An. funestus* (see
304 additional file 2b and 2c). At 24 and 36 months, the difference in mortality was no longer

305 significantly higher. Similar findings were observed for 24-hour mortality (see Figure 2). In
306 terms of blood feeding inhibition, there were no differences between Interceptor® G2
307 compared to Interceptor® LLINs at any time point (see Figure 4).

308 For Royal Guard®, the primary outcome was effect on fertility. Fertility rate varied between
309 94% and 100% for *Anopheles* collected from untreated and standard pyrethroid Interceptor®
310 LLINs. In Royal Guard® LLINs huts, a total of 707 female *Anopheles* were collected, of
311 which 138 were blood fed and only 91 alive after 72 hours and available for dissection (see
312 Table 3). Fertility was slightly reduced when Royal Guard® was new (88%) or after 12
313 months of use (75%). At 24 and 36 months, all mosquitoes were found with fully mature eggs
314 and categorized as fertile. Interestingly, despite small numbers being dissected, a reduction in
315 fertility was only observed for *An. gambiae* s.l and not *An. funestus*. Mortality outcomes were
316 also monitored and were found significant at 0 months and 12 months compared to
317 Interceptor® LLINs (additional file 2a). Blood feeding was lower at 0, 12 and 36 months in
318 Royal Guard® compared to standard pyrethroid LLINs but the difference was not significant
319 and decreased with time, while at 24 months more blood fed *Anopheles* were found in the
320 Royal Guard® huts (as shown in Figure 4 and Table 3) than in standard pyrethroid LLINs.

321 **EHT results on deterrence, exit and net penetration**

322 There was no clear pattern with deterrence for *An. gambiae* s.s.. For nets aged 0 and 24
323 months there was no deterrence effect in the treatment huts relative to huts fitted with
324 untreated nets while at 12 and 36 months there was some reduction of *An. gambiae* s.s.
325 entered in huts with treated nets (additional file 3). For *An. funestus*, regardless of net age
326 there was some hut entry reduction in huts fitted with Interceptor® G2 and standard
327 pyrethroid Interceptor® LLINs while that was not observed at any time point for Olyset™
328 Plus and Royal Guard® (except at 36 months for the latter). Overall, the highest exit rate for

329 *Anopheles* was found in treatment huts compared to untreated huts, but there were no
 330 significant differences between Interceptor® G2, or Royal Guard®, or Olyset™ Plus
 331 compared to Interceptor® of the same age. Overall, penetration of nets by *Anopheles* was
 332 consistently lower for all the insecticide treated nets compared to untreated nets (additional
 333 file 3).

334 **Figure 2:** Model output mortality (24hrs) of wild free flying female *Anopheles* in experimental hut by
 335 net type and age.

336

337 **Figure 3:** Model output mortality (72hrs) of wild free flying female *Anopheles* in experimental hut by
 338 net type and age.

339

340 **Figure 4:** Model output blood feeding in wild free flying female *Anopheles* in experimental hut by net
 341 type and age.

342

343 **Table 3:** Fertility in wild free flying female *Anopheles* in experimental hut fitted with
 344 Interceptor®, untreated net and Royal Guard® by age.

Net type	Total collected	Total BF*	Total BF*		Number dissected	Total fertile	Percentage (%)	95 CI
			Total alive 72 hrs post collection	alive 72 hrs post collection				
0months								
Untreated	104	32	100	32	26	26	100	-
Interceptor®	113	23	98	23	16	15	94	62 - 99
Royal Guard®	139	15	96	14	8	8	88	36 - 99
12 months								
Untreated	230	73	213	72	57	56	98	89 - 100

Interceptor [®]	181	28	143	27	17	17	100	-
Royal Guard [®]	222	24	152	23	12	12	75	41 - 93
24 months								
Untreated	156	57	150	57	37	37	100	-
Interceptor [®]	170	38	136	37	30	30	100	-
Royal Guard [®]	225	79	174	76	51	51	100	-
36 months								
Untreated	133	34	127	34	28	28	100	-
Interceptor [®]	91	17	78	17	17	17	100	-
Royal Guard [®]	121	20	107	20	20	20	100	-

345 *Blood fed

346

347 **Hole characteristics of nets sampled from the community and effect of hole and net age**
348 **on vector blood feeding**

349 The mean hole area for Interceptor[®] G2 and Olyset[™] Plus LLINs aged 12 months for the
350 good category was 26.5 cm² and 27.9 cm², respectively while the mean hole area in Royal
351 Guard[®] was much lower (16.2 cm²). On average, hole size increased with net age (see
352 additional file 4). Overall, mortality and blood feeding observed was not impacted by the
353 size or number of holes in any of the nets.

354 **Insecticide resistance in malaria vectors.**

355 Longitudinal changes in vector insecticide resistance intensity were assessed to determine
356 their influence on vector mortality in the EHTs. Permethrin resistance intensity was high in
357 *An. funestus* in year one LD50 = 292.9 [52.7 – 3906.3] but diminished over time (year two
358 LD50 = 33.7 [20.5 – 81.7] and year three LD50 = 19.1 [13.5 – 36.2]). By comparison, levels
359 of alpha-cypermethrin resistance intensity in *An. funestus* increased significantly during the
360 EHTs (year two LD50 = 22.5 [12.9 – 65.1] and year three LD50 = 181.6 [61.8 – 1499.9]). In

361 *An. gambiae* s.l., a similar decline in permethrin resistance intensity was evident (year one
362 LD50 = 3417 [4.0 – 7319224.4], year two LD50 = 24.1 [15.5 – 48.3] and year three LD50 =
363 43.6 [26.4 – 100.0]). However, there was no parallel increase in alpha-cypermethrin
364 resistance (year one LD50 = 0.24 [0.0 – 0.6], year two LD50 = 0.52 [0.2 – 0.9] and year three
365 LD50 = 0.79 [0.3 – 1.3]). In both vector species complex, there was limited change in
366 permethrin resistance intensity following PBO pre-exposure.

367 Following chlorfenapyr exposure, high 72-hour mortality was evident in both species
368 complexes at year one (92% [95% CI: 87 – 97] and 91% [95% CI: 87 – 96] for *An. gambiae*
369 s.l and *An. funestus* s.l., respectively); complete (100%) mortality was observed for both *An.*
370 *gambiae* s.l and *An. funestus* s.l, in year two and three.

371 During pyriproxyfen testing, there was no impact on fertility in *An. funestus* s.l in year one
372 while an 8.1% [8/98] reduction was observed in *An. gambiae* s.l. in year one. For year two
373 and three, only *An. gambiae* s.l were tested and 8.8% [5/57] and 6.7% [1/15] reduction in
374 fertility was observed respectively. Overall, sterility effect was less than 10%.

375 Dynamic changes in expression of eight metabolic genes (CYP6P4, CYP6Z1, CYP4G16,
376 CYP9K1, CYP6M1, CYP6P1, CYP6P3 and GSTF2) were observed in PCR-confirmed *An.*
377 *gambiae* s.s. between trial years one and two (Figure 5). CYP9K1, CYP6M2 and GSTE2
378 displayed consistent minimal over-expression relative to the susceptible colony strain. By
379 comparison to the untreated net arm, significant declines in CYP6P4 expression were
380 observed in Interceptor[®] (washed and unwashed) and Olyset[™] Plus exposed mosquitoes and
381 no significant decrease in CYP6Z1 expression was present in Royal Guard[®] and Interceptor[®]
382 G2 exposed mosquitoes between years one and two; while a significant increase in CYP6P1
383 expression was apparent in vectors collected from Royal Guard[®] EHs.

384

385 **Figure 5:** Gene expression in wild field collected *An.gambiae* s.l relative to colony susceptible
386 population over two years in untreated net (A), Interceptor® G2 (B), standard Interceptor® (field
387 collected) (C), standard Interceptor® (washed once) (D), Royal Guard® (E) and Olyset™ Plus (F).
388 Error bars represent 95% confidence intervals. Statistically significant differences in expression levels
389 between trial years are indicated as follows: ns=not significant; *= p-value < 0.05; ** = p-value <
390 0.01; ***= p-value < 0.001

391

392 **Discussion**

393 These series of experimental hut trials were conducted to assess the impact of interventions
394 (dual-AI LLINs) on mortality and blood feeding rates in resistant *An. gambiae* s.l and
395 *An. funestus* s.l. vector populations, and to better understand the associated cRCT outcomes.
396 When new, Interceptor® G2 and Olyset™ Plus provided significantly higher killing effect
397 compared to the reference net (Interceptor®) against wild resistant *Anopheles* found in Magu
398 district. Mortality was also generally higher for these two nets at 12 months, but there was
399 only a strong evidence for a difference for Interceptor® G2. Royal Guard® did not have a
400 significant impact on fertility outcomes at any of the time points.

401 The highest effect of Interceptor® G2 on vector mortality was observed for both vectors *An.*
402 *gambiae* s.l. and *An. funestus* up to 12 months, with no observable difference after 24 and 36
403 months of net use compared to Interceptor. Previous experimental hut trials done in Tanzania
404 (27) assessing new unwashed Interceptor® G2 reported a 72-hour mortality around 50%
405 against *An.funestus* similar to our findings, while mortality was in general higher in Benin
406 (71%) and in Cote d'Ivoire (87%) against *An. gambiae* s.l.. Interestingly, in these EHTs, after
407 20 washes (supposed to mimic a 36 month field net) 72-hour mortality was 52% in Tanzania,
408 65% in Benin (11) and 82% in Cote d'Ivoire (28), all much higher than what we found in our
409 EHT at any given time point. In Cameroon, Interceptor® G2 has been reported to induce

410 higher mortality than a standard net after 20 washes against the *An. funestus* complex (29). In
411 our study, the insecticidal content over time depleted quicker compared to those exposed to
412 laboratory washing procedures; indeed, the residual concentration of chlorfenapyr was only
413 8% of the initial content after 36 months of operational use while the chlorfenapyr retention
414 observed in nets washed 20 times were 32% in Tanzania (27) and 37% in Benin (11, 27)

415 Overall mortality induced by field collected Olyset™ Plus LLINs was significantly higher
416 than pyrethroid-only net (Interceptor®) when the nets were new but at no other time point.
417 When looking at the effect per species mortality was also significantly higher in *An.gambiae*
418 s.l. at 12 months which was not the case for *An.funestus*. In the cRCT conducted as part of
419 this study (12), Olyset™ Plus LLIN was only effective for a year while a previous cRCT
420 conducted in Muleba-Tanzania showed that Olyset™ Plus LLIN arm had lower malaria than
421 Olyset™ Net (8) and provided personal protection (30) up to 21 months of use in an
422 operational setting. The EHT results from the present study suggest that Olyset™ Plus might
423 control *An.gambiae* s.s. better than *An.funestus*, which could explain the difference between
424 those two cRCTs as in Misungwi the main vector was *An. funestus* (31) while in Muleba it
425 was *An. gambiae* s.s. (8). The efficacy of Olyset™ Plus decreased with net age and this
426 correlates with the depletion of permethrin and PBO content after 36 months of community
427 use (8.3g/kg vs 20g/kg when new and ~0.7g/kg vs 10g/kg respectively). Similar findings
428 were reported in Uganda (32) with low retention (3.7g/kg) of PBO content, 25 months post
429 distribution for Olyset™ Plus LLIN and Kenya (33) 87% of PBO and 52% of permethrin
430 were lost after 36 months of community use, while PBO retention was higher when nets were
431 washed 20 times in the laboratory (2.0g/kg) in Benin (34).

432 In Royal Guard®, no significant sterility effect was observed through the 3 years with only
433 33.3% of the *Anopheles* considered sterile after exposure to new unwashed Royal Guard®

434 nets and 25% after 1 year of use. No sterility effect was observed at 24 and 36 months.
435 Interestingly, the impact of Royal Guard® on mortality was observed up to 12 months, in
436 addition the limited number of blood fed *Anopheles* still alive at 72 hours, suggest that the
437 combination of pyrethroid and pyriproxyfen may have had more impact on mortality and
438 blood feeding than fertility for the first year. A study in Benin (10) using Royal Guard®
439 LLINs showed reduction in the reproduction ability of mosquitoes up to 20 times washes in a
440 laboratory setting however the effect was lower (25%) in experimental huts. Laboratory
441 evaluation of another brand of pyriproxyfen net, Olyset Duo, conducted in Moshi-Tanzania
442 against *An.gambiae* s.l. (35) reported 34.6% fertility after being exposed in tunnel tests after
443 20 washes (35). However, entomological assessment of this brand in a cRCT in Burkina Faso
444 showed that the sterility effect was only observed for one month after LLIN distribution (36).
445 The difference in performance between laboratory and community studies could be explained
446 by more stringent washing methods and abrasion during daily use. In our study only 28% of
447 pyriproxyfen and 62% of alpha-cypermethrin remained on the nets after 36 months while
448 insecticide retention was higher when washed in the laboratory (57% and 76% for
449 pyriproxyfen and alpha-cypermethrin, respectively)(10). To prequalified new LLIN products,
450 WHO recommends different phases of evaluation including phase II laboratory wash
451 resistance which is assumed to correlate with 36 months of community use (14). However,
452 this study reveals that wash resistance (20 times) does not correlate with the 36 months LLIN.
453 The WHO could review guidelines for evaluation (phases I, II and III) and increase number
454 of washes and recommend abrasive washing method to mimic 36 months LLIN in operation
455 setting.
456

457 Resistance intensity monitoring demonstrated high resistance to permethrin in *An. funestus* in
458 the first year, which was lost in the second and third year. By comparison, alpha-
459 cypermethrin resistance intensity increased significantly over trial years in *An. funestus*,
460 which aligns with resistance monitoring results from the main cRCT (26). This may be due to
461 an increase in the proportion of zoophilic *An. arabiensis* recorded resting in the huts, (31).

462 Chlorfenapyr demonstrated high killing effect in all three years of resistance monitoring
463 without evident selection while pyriproxyfen, failed to induce significant sterility effect
464 against *An. gambiae* s.l and *An. funestus* complex throughout the same period. Pyriproxyfen
465 resistance results is consistent with those observed in cRCT study site and could explain the
466 relatively small effect observed in both cRCT and EHT presented (26). The molecular
467 analysis for the detoxification enzymes revealed overexpression of genes (CYP6P3) in
468 Interceptor[®], Interceptor[®] G2 and Olyset[™] Plus which strongly metabolize pyrethroid
469 insecticide, as it was observed in the study examining the functional genetic keys that confer
470 resistance in African malaria vectors, *An. gambiae* s.l. (37-39).

471 One of the limitations in this study was the variation in species composition over time which
472 could explain why some of the nets did not perform as anticipated; future studies may
473 evaluate nets of different ages side-by-side to control for this heterogeneity across years. A
474 second limitation is that a relatively small number of blood fed *Anopheles* alive at 72 hours
475 were available for dissection and therefore the impact of Royal Guard[®] on sterility might
476 have been slightly underestimated.

477 Overall, the reduction in efficacy of Olyset[™] Plus and Royal Guard[®] LLINs observed in the
478 EHTs seems to match the entomological and epidemiological findings in the cRCT conducted
479 in Misungwi with Olyset[™] Plus providing superior protection against malaria infection and
480 vectors outcomes compared to Interceptor up to 12 months only (12) while there was no

481 significant differences for Royal Guard[®]. However this was less clear for Interceptor[®] G2.
482 While in the current EHTs Interceptor[®] G2 outperformed Interceptor[®] only up to 12 months,
483 the cRCTs outcomes reported significant malaria prevalence reduction and vector densities in
484 the Interceptor[®] G2 arm compared to standard LLIN at 24 months (12, 13) and even up to 36
485 months (15). Differences in species composition in the EHT and cRCTs area could explain
486 the difference. Indeed, there was a majority of *An.funestus* found in the cRCTs while
487 *An.arabiensis* was the predominant species in the EHT when the 24 and 36 months nets were
488 tested. Matowo et al. (31) have reported that Interceptor[®] G2 was less effective against
489 exophilic (*An. arabiensis*) mosquitoes. Chlorfenapyr is a complex insecticide, and a recent
490 study reported potential additional properties to theHowever, we also found that Interceptor[®]
491 G2 superior killing effect that impacts directly on malaria against *An.funestus* was observed
492 up to 12 months. Differences between cRCT and EHT outcomes may be explained by
493 potential effect of chlorfenapyr on parasite development in mosquitoes (40), which could
494 explain the stronger and longer effect observed in the community. What the result of the
495 present EHT also highlighted is that the reduction in effect observed in the cRCT in Tanzania
496 over the three years might not only be due to reduction in net usage but also to the sharp
497 decrease in partner AI. or PBO resulting in lower killing effect as the net aged.

498 Modelling of EHT data have been used to parameterize mechanistic models for malaria
499 vectors and predict the epidemiological efficacy of LLINs (41). The use of EHT data which
500 better correlates with cRCT outcomes as observed in the present study, especially for the
501 quick acting and neuro acting LLINs, may improve the fit of these models and could be
502 sufficient for the evaluation of second in class products.

503 **Conclusion**

504 Olyset™ Plus Royal Guard® LLINs did showed superiority compared to Interceptor® LLIN
505 only when new and supported the findings of the cRCT reporting the limited effect in time
506 against epidemiological and entomological outcomes. Interceptor® G2 LLINs were superior
507 against *An. gambiae* s.l and *An. funestus* complex, compared to Interceptor® LLINs only up
508 to 12 months while they provided superior protection against malaria for 3 years in an
509 associated cRCTs. Further research is required to explore additional effects of chlorfenapyr
510 in order to comprehend its full impact on malaria transmission.

511 Acknowledgements

512 Special thanks to the community for allowing us to construct our experimental hut in their
513 area, to the project technicians for collection, processing, and identification of mosquitoes,
514 and to the volunteers for agreeing to participate in the study. We would like to thank Jackie
515 Cook and David Macleod for preparing the random latin square stata do file, Chad Cross for
516 the SPSS code for resistance analysis.

517 Authors contribution

518 JLM contributed to supervise field work and drafted the manuscript; LAM contributed to
519 analysis and revised the manuscript; NP was the trial principal investigator, participated in
520 study design, implementation of field activities and revised analysis and manuscript; FM
521 contributed to study design and supported the field activities;; JFW and AM contributed to
522 study implementation; MR designed the study, implementation of field activities and
523 contributed to writing and revising the manuscript; EB, SL, MK and PH contributed to data
524 collection, sorting and storage of mosquitoes; BS, CS and OM performed molecular assays;
525 CT and MK contributed to the analysis and map; NM supervised field work. All authors read
526 and approved the final manuscript.

527

528 Reference

- 529 1. WHO. Malaria report. World Health Organisation. 2021.
- 530 2. Ngufor C, N'Guessan R, Fagbohoun J, Todjinou D, Odjo A, Malone D, et al. Efficacy of the
531 Olyset Duo net against insecticide-resistant mosquito vectors of malaria. *Sci Transl Med*.
532 2016;8(356):356ra121.
- 533 3. Tiono AB, Pinder M, N'Fale S, Faragher B, Smith T, Silkey M, et al. The AvecNet Trial to assess
534 whether addition of pyriproxyfen, an insect juvenile hormone mimic, to long-lasting insecticidal
535 mosquito nets provides additional protection against clinical malaria over current best practice in an
536 area with pyrethroid-resistant vectors in rural Burkina Faso: study protocol for a randomised
537 controlled trial. *Trials*. 2015;16:113.
- 538 4. Churcher TS, Lissenden N, Griffin JT, Worrall E, Ranson H. The impact of pyrethroid
539 resistance on the efficacy and effectiveness of bednets for malaria control in Africa. *Elife*. 2016;5.
- 540 5. World Health O, Who Pesticide Evaluation Scheme. Working Group. Meeting 15th GS.
541 Report of the fifteenth WHOPEs working group meeting: WHO/HQ, Geneva, 18-22 June 2012:
542 review of Olyset plus, Interceptor LN, Malathion 440 EW, Vectobac GR. Geneva: World Health
543 Organization; 2012 2012.
- 544 6. Menze BD, Mugenzi LMJ, Tchouakui M, Wondji MJ, Tchoupo M, Wondji CS. Experimental
545 Hut Trials Reveal That CYP6P9a/b P450 Alleles Are Reducing the Efficacy of Pyrethroid-Only Olyset
546 Net against the Malaria Vector *Anopheles funestus* but PBO-Based Olyset Plus Net Remains
547 Effective. *Pathogens*. 2022;11(6).
- 548 7. Toe KH, Müller P, Badolo A, Traore A, Sagnon N, Dabiré RK, et al. Do bednets including
549 piperonyl butoxide offer additional protection against populations of *Anopheles gambiae* s.l. that are
550 highly resistant to pyrethroids? An experimental hut evaluation in Burkina Faso. *Med Vet Entomol*.
551 2018;32(4):407-16.
- 552 8. Protopopoff N, Mosha JF, Lukole E, Charlwood JD, Wright A, Mwalimu CD, et al.
553 Effectiveness of a long-lasting piperonyl butoxide-treated insecticidal net and indoor residual spray
554 interventions, separately and together, against malaria transmitted by pyrethroid-resistant
555 mosquitoes: a cluster, randomised controlled, two-by-two factorial design trial. *The Lancet*.
556 2018;391(10130):1577-88.
- 557 9. WHO. Report of the 20th WHOPEs Working Group meeting. Geneva WHO; 2017. Contract
558 No.: WHO/HTM/NTD/WHOPEs/2017.04.
- 559 10. Ngufor C, Agbevo A, Fagbohoun J, Fongnikin A, Rowland M. Efficacy of Royal Guard, a new
560 alpha-cypermethrin and pyriproxyfen treated mosquito net, against pyrethroid-resistant malaria
561 vectors. *Sci Rep*. 2020;10(1):12227.
- 562 11. N'Guessan R, Odjo A, Ngufor C, Malone D, Rowland M. A Chlorfenapyr Mixture Net
563 Interceptor(R) G2 Shows High Efficacy and Wash Durability against Resistant Mosquitoes in West
564 Africa. *PLoS One*. 2016;11(11):e0165925.
- 565 12. Mosha JF, Kulkarni MA, Lukole E, Matowo NS, Pitt C, Messenger LA, et al. Effectiveness and
566 cost-effectiveness against malaria of three types of dual-active-ingredient long-lasting insecticidal
567 nets (LLINs) compared with pyrethroid-only LLINs in Tanzania: a four-arm, cluster-randomised trial.
568 *Lancet*. 2022;399(10331):1227-41.
- 569 13. Accrombessi M, Cook J, Dangbenon E, Yovogan B, Akpovi H, Sovi A, et al. Efficacy of
570 pyriproxyfen-pyrethroid long-lasting insecticidal nets (LLINs) and chlorfenapyr-pyrethroid LLINs
571 compared with pyrethroid-only LLINs for malaria control in Benin: a cluster-randomised, superiority
572 trial. *Lancet*. 2023;401(10375):435-46.
- 573 14. WHO. Guidelines for laboratory and field-testing of long-lasting insecticidal nets. World
574 Health Organization; 2013. Contract No.: WHO/HTM/NTD/WHOPEs/2013.3.

- 575 15. Masha JF, Matowo NS, Kulkarni MA, Messenger LA, Lukole E, Mallya E, et al. Effectiveness of
576 long-lasting insecticidal nets with pyriproxyfen–pyrethroid, chlorfenapyr–pyrethroid, or piperonyl
577 butoxide–pyrethroid versus pyrethroid only against malaria in Tanzania: final-year results of a four-
578 arm, single-blind, cluster-randomised trial. *The Lancet Infectious Diseases*. 2023.
- 579 16. Martin JL, Messenger LA, Masha FW, Lukole E, Masha JF, Kulkarni M, et al. Durability of
580 three types of dual active ingredient long-lasting insecticidal net compared to a pyrethroid-only LLIN
581 in Tanzania: methodology for a prospective cohort study nested in a cluster randomized controlled
582 trial. *Malar J*. 2022;21(1):96.
- 583 17. WHO. Estimating functional survival of long-lasting insecticidal nets from field data. World
584 Health Organisation. 2013.
- 585 18. Malima RC, Oxborough RMP, Tungu K, Maxwell C, Lyimo I, Mwingira V, et al. Behavioural
586 and insecticidal effects of organophosphate-, carbamate- and pyrethroid-treated mosquito nets
587 against African malaria vectors. *Medical and Veterinary Entomology*. 2009;23, 317–325.
- 588 19. Gillies MTC, M. A supplement to the Anophelinae of Africa south of the Sahara (Afrotropical
589 region) 1987.
- 590 20. Koama B, Namountougou M, Sanou R, Ndo S, Ouattara A, Dabire RK, et al. The sterilizing
591 effect of pyriproxyfen on the malaria vector *Anopheles gambiae*: physiological impact on ovaries
592 development. *Malar J*. 2015;14:101.
- 593 21. Christophers S. The development of the egg follicle in anophelines. *Paludism*. 1911;2:73–8.
- 594 22. Bass C, Williamson MS, Field LM. Development of a multiplex real-time PCR assay for
595 identification of members of the *Anopheles gambiae* species complex. *Acta Trop*. 2008;107(1):50-3.
- 596 23. Vezenegho SB, Bass C, Puinean M, Williamson MS, Field LM, Coetzee M, et al. Development
597 of multiplex real-time PCR assays for identification of members of the *Anopheles funestus* species
598 group. *Malar J*. 2009;8:282.
- 599 24. Mavridis K, Wipf N, Medves S, Erquiaga I, Muller P, Vontas J. Rapid multiplex gene
600 expression assays for monitoring metabolic resistance in the major malaria vector *Anopheles*
601 *gambiae*. *Parasit Vectors*. 2019;12(1):9.
- 602 25. Muller P, Warr E, Stevenson BJ, Pignatelli PM, Morgan JC, Steven A, et al. Field-caught
603 permethrin-resistant *Anopheles gambiae* overexpress CYP6P3, a P450 that metabolises pyrethroids.
604 *PLoS Genet*. 2008;4(11):e1000286.
- 605 26. Messenger LA, Matowo NS, Cross CL, Jumanne M, Portwood NM, Martin J, et al. Effects of
606 next-generation, dual-active-ingredient, long-lasting insecticidal net deployment on insecticide
607 resistance in malaria vectors in Tanzania: an analysis of a 3-year, cluster-randomised controlled trial.
608 *The Lancet Planetary Health*. 2023;7(8):e673-e83.
- 609 27. Tungu PK, Michael E, Sudi W, Kisinza WW, Rowland M. Efficacy of interceptor® G2, a long-
610 lasting insecticide mixture net treated with chlorfenapyr and alpha-cypermethrin against *Anopheles*
611 *funestus*: experimental hut trials in north-eastern Tanzania. *Malaria Journal*. 2021;20(1):180.
- 612 28. Camara S, Ahoua Alou LP, Koffi AA, Clegban YCM, Kabran JP, Koffi FM, et al. Efficacy of
613 Interceptor® G2, a new long-lasting insecticidal net against wild pyrethroid-resistant *Anopheles*
614 *gambiae* s.s. from Côte d'Ivoire: a semi-field trial. *Parasite*. 2018;25:42.
- 615 29. Tchouakui M, Thiomela RF, Nchoutpouen E, Menze BD, Ndo C, Achu D, et al. High efficacy of
616 chlorfenapyr-based net Interceptor® G2 against pyrethroid-resistant malaria vectors from
617 Cameroon. *Infectious Diseases of Poverty*. 2023;12(1):81.
- 618 30. Martin JL, Masha FW, Lukole E, Rowland M, Todd J, Charlwood JD, et al. Personal protection
619 with PBO-pyrethroid synergist-treated nets after 2 years of household use against pyrethroid-
620 resistant *Anopheles* in Tanzania. *Parasites & Vectors*. 2021;14(1):150.
- 621 31. Matowo NS. Differential impact of dual-active ingredient long-lasting insecticidal nets on
622 primary malaria vectors: a secondary
623 analysis of a 3-year, single-blind, cluster-randomised controlled trial in rural Tanzania. *Lancet*
624 *Planetary Health*. 2023; 7 (5):E370-E80.

- 625 32. Mechan F, Katureebe A, Tuhaise V, Mugote M, Oruni A, Onyige I, et al. LLIN evaluation in
626 Uganda project (LLINEUP): The fabric integrity, chemical content and bioefficacy of long-lasting
627 insecticidal nets treated with and without piperonyl butoxide across two years of operational use in
628 Uganda. *Curr Res Parasitol Vector Borne Dis.* 2022;2:100092.
- 629 33. Gichuki PM, Kamau L, Njagi K, Karoki S, Muigai N, Matoke-Muhia D, et al. Bioefficacy and
630 durability of Olyset® Plus, a permethrin and piperonyl butoxide-treated insecticidal net in a 3-year
631 long trial in Kenya. *Infectious Diseases of Poverty.* 2021;10(1):135.
- 632 34. Ngufor C, Fagbohoun J, Agbevo A, Ismail H, Challenger JD, Churcher TS, et al. Comparative
633 efficacy of two pyrethroid-piperonyl butoxide nets (Olyset Plus and PermaNet 3.0) against
634 pyrethroid resistant malaria vectors: a non-inferiority assessment. *Malar J.* 2022;21(1):20.
- 635 35. Soto A, Rowland M, Messenger LA, Kirby M, Mosha FW, Manjurano A, et al. Ovary Dissection
636 Is a Sensitive Measure of Sterility in *Anopheles gambiae* Exposed to the Insect Growth
637 Regulator Pyriproxyfen. *Insects.* 2023;14(6):552.
- 638 36. Toe KH, Mechan F, Tangena JA, Morris M, Solino J, Tchicaya EFS, et al. Assessing the impact
639 of the addition of pyriproxyfen on the durability of permethrin-treated bed nets in Burkina Faso: a
640 compound-randomized controlled trial. *Malar J.* 2019;18(1):383.
- 641 37. Adolfi A, Poulton B, Anthousi A, Macilwee S, Ranson H, Lycett GJ. Functional genetic
642 validation of key genes conferring insecticide resistance in the major African malaria vector,
643 *Anopheles gambiae*. *Proc Natl Acad Sci U S A.* 2019;116(51):25764-72.
- 644 38. Ingham VA, Wagstaff S, Ranson H. Transcriptomic meta-signatures identified in *Anopheles*
645 *gambiae* populations reveal previously undetected insecticide resistance mechanisms. *Nature*
646 *Communications.* 2018;9(1):5282.
- 647 39. Djouaka RF, Bakare AA, Coulibaly ON, Akogbeto MC, Ranson H, Hemingway J, et al.
648 Expression of the cytochrome P450s, CYP6P3 and CYP6M2 are significantly elevated in multiple
649 pyrethroid resistant populations of *Anopheles gambiae* s.s. from Southern Benin and Nigeria. *BMC*
650 *Genomics.* 2008;9:538.
- 651 40. Kweyamba PA, Hofer LM, Kibondo UA, Mwanga RY, Sayi RM, Matwewe F, et al. Sub-lethal
652 exposure to chlorfenapyr reduces the probability of developing *Plasmodium falciparum*
653 parasites in surviving *Anopheles* mosquitoes. *bioRxiv.* 2023:2023.07.03.547458.
- 654 41. Sherrard-Smith E, Ngufor C, Sanou A, Guelbeogo MW, N'Guessan R, Elobolobo E, et al.
655 Inferring the epidemiological benefit of indoor vector control interventions against malaria from
656 mosquito data. *Nat Commun.* 2022;13(1):3862.

657

Figure 1: Model output mortality (24hrs) of wild free flying female *Anopheles* in experimental hut by net type and age

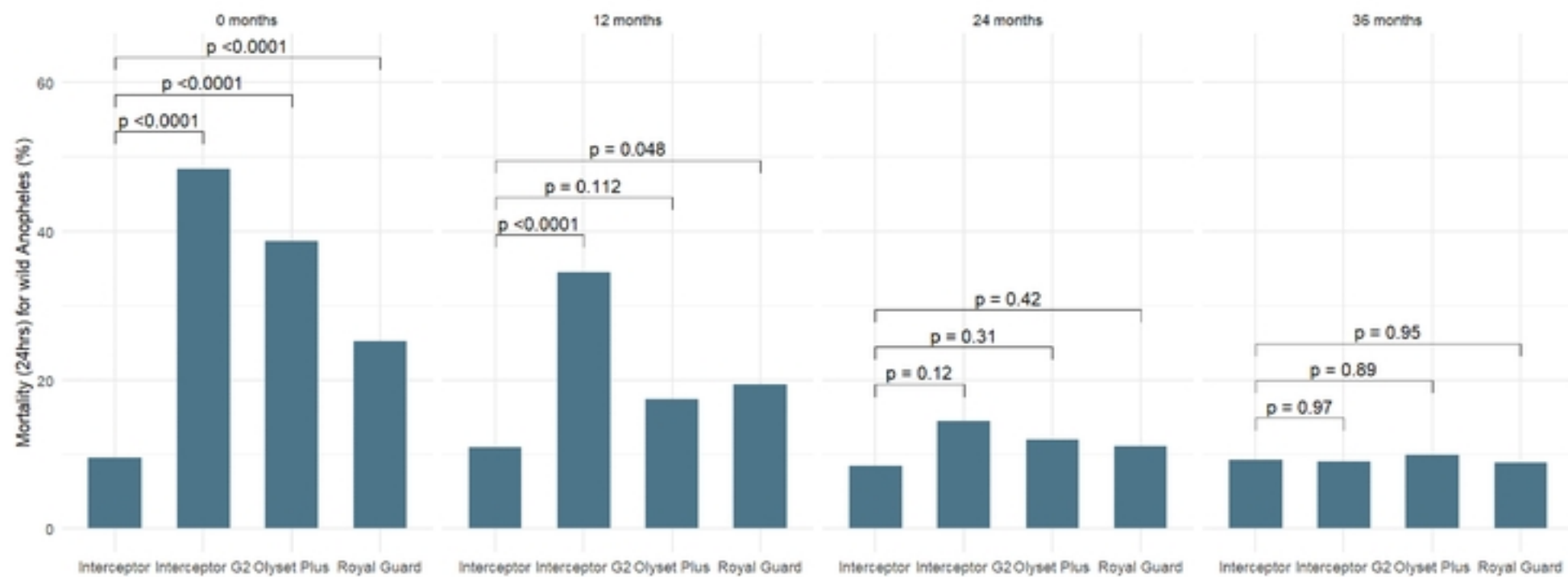


Figure 2: Model output mortality (72hrs) of wild free flying female *Anopheles* in experimental hut by net type and age

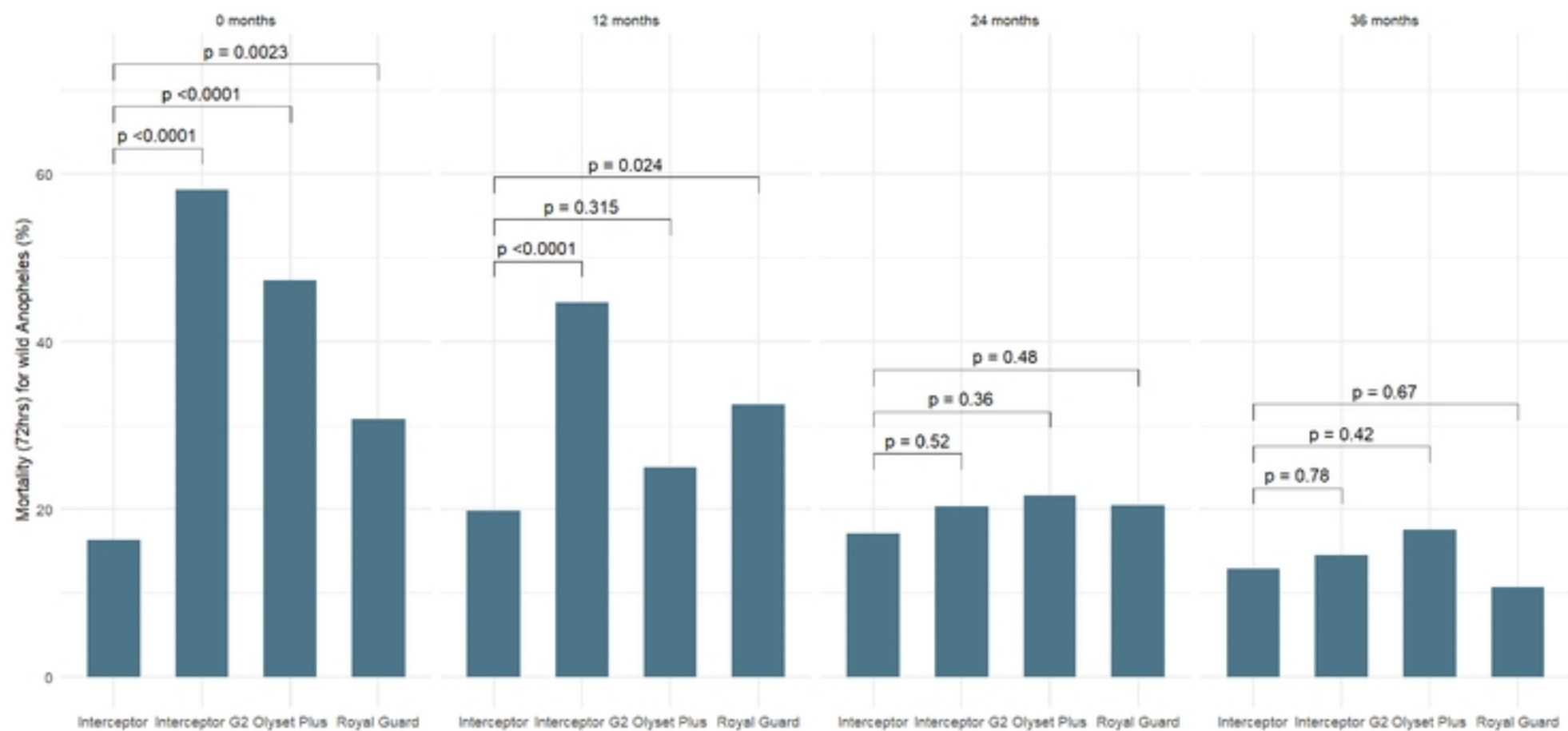


Figure 3: Model output blood feeding in wild free flying female *Anopheles* in experimental hut by net type and age

