

Fake Publications in Biomedical Science: Red-flagging Method Indicates Mass Production

Bernhard A. Sabel^{1*}, Ph.D., Emely Knaack¹, Gerd Gigerenzer², Ph.D., Mirela Bilc¹, Ph.D.

1. Institute of Medical Psychology, Medical Faculty, Otto-von-Guericke University of Magdeburg, Magdeburg, Germany and Center for Brain and Behavioral Sciences (CBBS)

2. Max-Planck Institute for Human Development, Berlin, Germany

*corresponding author: Bernhard A. Sabel, Ph.D., Institute of Medical Psychology, Medical Faculty, Otto-von-Guericke University of Magdeburg, Leipziger Straße 44, 39120, Magdeburg, Germany; E-Mail: bernhard.sabel@med.ovgu.de

ABSTRACT

Background: Integrity of academic publishing is increasingly undermined by fake science publications massively produced by commercial “editing services” (so-called “paper mills”). They use AI-supported, automated production techniques at scale and sell fake publications to students, scientists, and physicians under pressure to advance their careers. Because the scale of fake publications in biomedicine is unknown, we developed a simple method to red-flag them and estimate their number.

Methods: To identify indicators able to red-flag fake publications (RFPs), we sent questionnaires to authors. Based on author responses, a classification rule was applied initially using the two-indicators “non-institutional email AND no international authors” (“email+NIA”) to sub-samples of 15,120 PubMed®-listed publications regarding publication date, journal, impact factor, country and RFP citations. Using the indicator “hospital affiliation” (“email+hospital”), this classification (tallying) rule was validated by comparing 400 known fakes with 400 matched presumed non-fakes.

Results: Two initial indicators (“email+NIA”) revealed a rapid rise of RFP from 2010 to 2020. Countries with the highest RFP proportion were Russia, Turkey, China, Egypt, India and China (39%-55%). When using the “email+hospital” tallying-rule, sensitivity of RFP identification was 86%, the false alarm rate 44%, and the estimated RFP rate in 2020 was 11.0%. Adding a RFP-citation indicator (“email+hospital+RFP-citations”) increased the sensitivity to 90% and reduced the false alarm rate to 37%. Given 1.3 million biomedical Scimago-listed publications, the estimated annual RFP number in 2020 is about 150,000.

Conclusions: Potential fake publications can be red-flagged using simple-to-use, validated classification rules to earmark them for subsequent scrutiny. RFP rates are increasing, suggesting higher actual fake rates than previously reported. The large scale and proliferation of fake publications in biomedicine can damage trust in science, endanger public health, and impact economic spending and security. Easy-to-apply fake detection methods, as proposed here, or more complex automated methods can enable the retraction of fake publications at scale and help prevent further damage to the permanent scientific record.

NOTE: This preprint reports new research that has not been certified by peer review and should not be used to guide clinical practice.

INTRODUCTION

Trust in the integrity of academic publishing is a foundation of science, and lack of it damages its reputation (Behl, 2021; Byrne, 2019; Seifert, 2021; Else & Van Norden, 2021; Else, 2022; Byrne et al., 2022). Well-known cases of scientific misconduct by individual researchers include ghost and “honorary” authorships (Flanagin et al., 1998; Wislar et al., 2011; Frederickson and Herzog, 2021), cherry-picking, abstract spin, plagiarism of images (Bik et al., 2016), and outright data fabrication (Bik, 2020; Byrne and Christopher, 2020; Park et al., 2022). While individual fraud has been recognized for centuries, the recent emergence of commercial production of fake publications is a new and unprecedented development (Flanagin et al., 1998; Wislar et al., 2011; Mavrogenis et al., 2018; Byrne, 2019; Byrne and Christopher, 2020; Else and Van Norden, 2021; Sabel and Seifert, 2021; Sabel, 2022; Chawla Singh, 2022; Candal-Pedreira et al., 2022). The major source of fake publications are 1,000+ “academic support” agencies – so-called “paper mills” – located mainly in China, India, Russia, UK, and USA (Abalkina, 2021; Else, 2021; Pérez-Neri et al., 2022). Paper mills advertise writing and editing services via the internet and charge hefty fees to produce and publish fake articles in journals listed in the *Science Citation Index* (SCI) (Christopher, 2021; Else, 2022). Their services include manuscript production based on fabricated data, figures, tables, and text semi-automatically generated using artificial intelligence (AI). Manuscripts are subsequently edited by an army of scientifically trained professionals and ghostwriters. Although their quality is still relatively low (Cabanac and Labbé, 2021), fake publications nevertheless often pass peer review in established journals with low to medium impact factors (IF 1-6) (Seifert, 2021). Some governments, funding bodies, and academic publishers are on the alert (Cyranski, 2018; Mallapaty, 2020; Else, 2022; Candal-Pedreira et al., 2022), yet many scientists, journal editors, and learned societies appear to be surprisingly unaware that such publications exist at all.

Paper mill customers – students and scientists – are pressured to publish in SCI publications by their academic or government institutions or university-affiliated hospitals (Pérez-Neri et al., 2022). For example, the Beijing municipal health authorities require a fixed number of first-authored SCI articles for physicians to qualify for promotion (Else and Van Norden, 2021). Academic policies that count publications and value impact factors as surrogates for scientific excellence can force graduate students to fulfill SCI publication requirements and pressure scientists and physicians to meet publication quotas to attain salary increases, promotion, and/or scientific reputation. Paper mills are ready to help and offer their services to accomplish these goals.

We are aware of several instances where paper mills tried to promote their business by inviting journal editors to collaborate, as shown by this unsolicited email in 2022 from a paper mill to one of us who is editor of a biomedical journal (see Tab.1 for interview excerpts):

We are a well-known academic support institution from Guangzhou, China, which has been established for 8 years. ... For reducing the publication time, we expect to cooperate with you in the future. Cooperation mode: we cite the content of your journal in our articles, thus increasing ... your impact factor in 2022. You shall help us shorten the publication time. Payment: If an article is successfully published, we will pay for it at the price: IF*1,000 USD/article. For example, with

IF=2.36, total payment=2.36*1,000 USD=2,360 USD. And this price is negotiable.

This attempted corruption motivated us to quantitatively analyze the global scope of fake publishing. Because the problem is still perceived to be small (an estimated 1 of 10,000 publications, Tab.2), publishers and learned societies are just beginning to adjust editorial, peer-review, and publishing procedures. Yet the actual scale of fake publishing remains unknown, despite the fact that the number of reports on paper mills are increasing.

To be able to estimate the scope of fake publishing, a method is needed to identify potential (red-flag) fake publications (RFPs). We therefore looked for potential indicators of fakes that are easy to use by reviewers, editors, and publishers and tested their feasibility for randomly selected neuroscience and medical journals. We then developed classification (tallying) rules for screening for potential fakes and determined their sensitivity and false alarm rates to estimate their global scope.

METHODS

Exploration: To search for potential fake indicators, in Study 1, one of us (editor of a biomedical journal) sent a questionnaire to the corresponding authors of a sample of suspicious published articles and, for control, to those of a sample of unsuspecting articles (see Tab.3). Based on the differential willingness to respond, we identified potential indicators for fake publications. These indicators should satisfy the following patterns (see below):

- (i) Authors of fake publications are reluctant to provide critical information as revealed by their response – or non-response – to the questionnaire by the editor,
- (ii) the number of fake publications increases steadily over time, and
- (iii) journals with a low to medium impact factor are most affected.

Based on our experience in Study 1, two easy-to-detect indicators were used in Studies 2-6 where publications were labelled as RFP if the corresponding author used a non-institutional (private) email with no international co-author (“email-NIA”). This indicator was applied to 15,120 publications listed in PubMed® and Web of Science™ in the fields of neuroscience (including neurology) and general medicine publications in a series of 9 bibliographic studies (Fig.1). Study 2 applied the email-NIA indicator to five neuroscience publications; Study 3 increased sample size to estimate RFP growth from 2010-2020, including five journals in the field of general medicine, Studies 4 and 5 we increased sample size further and Study 6 checked RFP rates in three open access journals (of the “Frontiers”-series).

Validation: Feasibility of additional indicators was checked in Study 7 by applying various tallying rules to a sample of n=400 “true fake” publications characterized by either fake gene sequences, text or image plagiarism, or if they were retracted:

- (i) n=100 retractions (using the criterion “paper mill”) (<http://retractiondatabase.org/RetractionSearch.aspx?>)
- (ii) n=100 Tadpole paper mill items (<https://docs.google.com/spreadsheets/d/1KXqTAyl4j-jVorFPMD2XRpr76LcIKJ0CVyIvRj0exYQ/edit#gid=0>)
- (iii) n=100 fake gene sequences; <https://dbrech.irit.fr/pls/apex/f?p=9999:28>
- (iv) n=100 retractions from *Journal of Cellular Biochemistry* (Behl, 2021).

The “true fake” sample was then matched with a n=400 presumed “non-fake” publications sampled from the same journals by selecting a fake publication’s nearest-neighbor article (unless it was also a known fake). A limitation of this “matched sample” method is that we cannot be certain whether the publications presumed “non-fake” may not actually be fake as well. The tallying-rule “email+hospital” was found to be the most feasible in view of its efficiency, sensitivity and acceptable false-alarm rate. To check if the precision of RFP detection can be increased, Study 8 added an additional indicator: percentage of RFPs citations (“email+hospital+RFP citations>10%”) in each of 80 randomly selected publications (40 proven fake and 40 presumed non-fake) (i.e., 2,594 additional publications).

Estimating RFP incidences: To estimate the rate of RFPs in the biomedical literature, the Study 5 sample was re-analyzed in Study 9 using the validated “email+hospital” rule.

Finally, we studied >1,000 websites retrieved from Baidu and Google that advertise various editing services (search terms: “SCI-publication or –service,” “essay writing service,” “journal writing service,” “SCI ghost writing”) and interviewed a paper mill manager.

RESULTS

EXPLORATION OF FAKE INDICATORS

We searched for indicators that can be determined easily, quickly, and reliably by an editor on the basis of a submitted manuscript or publication alone. In an exploration phase (Study 1-6), our search was guided by three hypotheses:

Hypothesis 1: Authors of fake publications are unwilling to answer quality check surveys nor provide original data. In Study 1, n=215 neurology articles were manually inspected by an experienced editor; 20.5% (n=44) were deemed suspicious. A questionnaire was sent to all authors and, for control, to 48 authors of non-suspicious papers. It contained questions that authors of fake papers might be reluctant to answer (e.g., “Are you willing to provide original data?” [only 1 author of 44 suspicious articles did] and “Did you engage a professional agency to help write your paper? [none did]; see Tab. 3). Despite repeated reminders with a warning that failure to reply – or replying inadequately – could trigger retraction, the response rate among suspected authors was only 45.4% (20/44) compared with 95.8% (46/48) for the control group (24/215 non-responses). This survey provided the preliminary indicator (email+NIA) to red-flag publications (RFP).

Hypothesis 2: Because paper mills are on the rise (Else and Van Norden, 2021), indicators uncovered in Study 1, if valid, should also increase each year. Study 2 analyzed the frequency of these indicators in five randomly chosen neuroscience journals, expanded in Study 3 to a larger sample of articles from those five neuroscience journals and an additional five medical journals bi-annually (2010-2020). The results show a rapid growth of RFPs over time in neuroscience (13.4% to 33.7%) and a somewhat smaller and more recent increase in medicine (19.4% to 24%) (Fig. 2). A cause of the greater rise of neuroscience RFPs may be that fake experiments in basic science (biochemical-, *in vitro*- and *in vivo*-studies) are easier to generate because they do not require clinical trial ethics approval by regulatory authorities.

Hypothesis 3: Because it is easier for paper mills to market their papers to journals with lower impact factors (IF; range 1-6), our indicators, if valid, should also occur more frequently in such journals. Study 4 tested an even larger sample of randomly selected NRPC-Neuroscience journals which red-flagged 366/3,500 (10.5%) RFPs. In Study 5 counted RFPs in 10 randomly chosen general medical journals, where the 2020 rate was 23.8% in lower IF journals which was only topped by open access (OA) journals in Study 6 (112/300=40.3%).

VALIDATION OF FAKE INDICATORS

To explore which fake indicators can best identify true fakes, we computed sensitivity/false alarm rates by comparing a sample of known fakes (n=400) with a sample of presumed non-fakes (n=400) combining the two best indicators (email+hospital) in a classification (tallying) rule: “If both indicators are present, classify as a potential fake, otherwise not” (the “AND” rule) (Katsikopoulos et al., 2020). Its detection sensitivity was 0.86 and the false-alarm rate 0.44. An “OR” classification rule (“If any of the indicators are present, classify as fake, otherwise non-fake”) had a higher sensitivity (0.97) but also a high false-alarm rate (0.66). The “email+hospital+citation” rule (Study 8) had greater sensitivity (0.90) and a smaller false-alarm rate (0.37).

Note that our tallying rule reflags likely fakes without certainty that a given publication is actually (legally) fake. Nevertheless, it is a reliable tool to red-flag scientific reports for further analysis and is a rational basis to estimate the upper value of fake publishing. Detecting fake papers with other indicators (e.g. image duplications, text plagiarism etc.) and in disciplines outside of biomedicine is expected to reveal different results.

ESTIMATING THE INCIDENCE OF POTENTIAL FAKE PUBLICATIONS

When estimating the RFP incidence with our initial tallying rule (“email+NIA”) in the combined sample of Study 3 and 4, 589/4,001 RFP (15.7%) were found, where 328 (55.8%) were from China (Fig. 3; Tab. 4). Within-country percentages of RFPs vary considerably and are highest for Russia (48.3%), Turkey (47.5%), China (43.9%), Egypt (40.0%), and India (38.8%). However, when applying the validated “email+hospital” tallying rule, the RFP rate was 11% (110/1,000), with China contributing 79%, USA, Spain, Turkey and Korea 3-4%, and other countries 1% or less. This suggests that the main source of fake publications are Chinese hospitals.

Given the 2020 global publication output of 1.33 million publications (Scimago; neuroscience/medicine) and an average of 11% RFPs in both fields using the validated tallying-rule, the annual RFP-incidence is nearly 150,000 in 2020.

Assuming that our RFP estimate reflects the true number of fake publications, and assuming an average \$10,000 price tag for a fake publication order, the annual revenue of paper mills may be up to \$1 billion. This revenue does not include non-Scimago journals (including “predatory journals”), nor the publication and open access fees charged by academic publishers (approx. \$1 billion, similar to the estimated paper mill revenue). Although the incidence of true fake publications as identified by our detection criterion is expected to be smaller than our RFPs if the number of false alarms exceeds that of missed actual fakes, the estimate of an annual 150,000 potential fake publication rate is worrying, and it is on the rise.

QUALITATIVE ANALYSIS OF PAPER MILL STRATEGIES

More than 1,000 paper mills openly advertise their services on Baidu and Google to “help prepare” academic term papers, dissertations, and articles intended for SCI publications. Most paper mills are located in China, India, UK, and USA, and some are multinational. They use sophisticated, state-of-the-art AI-supported text generation, data and statistical manipulation and fabrication technologies, image and text pirating, and gift or purchased authorships. Paper mills fully prepare – and some guarantee – publication in an SCI journal and charge hefty fees

(\$1,000-\$25,000; in Russia: \$5,000) (Chawla, 2022) depending on the specific services ordered (topic, impact factor of target journal, with/without faking data by fake “experimentation”). An unsolicited meeting with a paper mill provided a rare and authentic inside view of their business practices (Tab.1).

Paper mills employ science graduates, academicians, and (sometimes naïve) scientific consultants for editorial help who work in countries with high English aptitude (UK, USA, India). They also offer “rewards” (bribes) to editors for publishing their fabrications (Tab.1). We know of at least 12 such cases (two reported by editors, 10 acknowledged by an academic publisher who asked not to be identified). Here, editors were offered payment for each publication and were lured by a “citation booster” whereby paper mills offered to cite the “friendly” journal in their other fake articles. Although we do not know how many editors have received or accepted such bribes, it is an unprecedented and disturbing fraud-for-profit corruption case of scholarly publishing.

DISCUSSION

The dramatic rise of fake science publishing is driven by an unscrupulously corrupt – and increasingly successful – paper mill industry responsible for an estimated 150,000 RFPs annually as of 2020, a number considerably higher than current estimates (Tab.2). Our 2020 estimate of 11% RFPs much higher than the 2011 estimate of 0.1% fake publications in China (Hu and Wu, 2013) and the 1% listed in Tab.1, close to the 5%-10% reported in a pharmacology (Seifert, 2021) and a cancer journal (Heck et al., 2021), but below the 21-32% “honorary” and ghost authorship cases reported in biomedicine (Flanagin et al., 1998; Wislar et al., 2011). By now, paper mills have likely emerged as a billion-dollar global industry, magnitudes higher than the \$4.5 million monetary value estimated in 2011 (Hu and Wu, 2013).

Fake science publishing is known to originate mainly from China (Hu and Wu, 2013; Lei and Zhang, 2018; Mallapaty, 2020; Schneider, 2021), India (Elango, 2021), and Russia (Abalkina, 2021), and, as we showed, it has now evolved into a rapidly growing industry of fake science publishing. Our analysis confirms the existence, continuous growth, and notable scope of fake publishing, with most red-flagged publications coming from Chinese hospitals (79% in 2020).

The rapid rise of the fake science industry is driven by SCI publication pressure on medical doctors and scientists, who hire paper mills’ ghostwriting services at \$1,000 to 25,000 per publication (Hu & Wu, 2013). Academic publishers have acknowledged the problem and recently implemented a detection tool (Else, 2022; see also COPE & STM Committee on Publication Ethics, 2022). It remains to be seen how effective this tool will be, how diligent and transparent the academic publishers’ effort is to filter out submitted fake manuscripts and remove published ones from the permanent scientific record. Chinese authorities, although aware of the situation (Cyranski, 2018), have not resolved the problem. If quantity of publication output is viewed as an index for becoming the world leader in science, then paper mills contribute to reaching this goal. Applying this metric, China has almost caught up with the US in publication output in only one decade (www.nature.com/nature-index/country-territory-research-output). We submit that it should be in their best interest to remove the publication pressure on their hospitals to prevent the knowledge pollution of the scientific record.

Paper mills feed on the rising administrative practice throughout the world to evaluate researchers mainly by the “publish-or-perish” criterion of counting papers and journal impact factors as a surrogate for evaluating actual research quality and content (Van Dalen and Henkens, 2012; Candal-Pedreira et al., 2022).

Fake academic publishing is a major driver of global science publishing growth and is a considerable and growing risk for medical practice. For example, Byrne showed that 712 problematic papers were cited >17,000 times and estimated that about one quarter of them may misinform future development of human therapies (Park et al., 2022). Preclinical studies at biotech company Amgen could replicate the results of only 6/53 “landmark” articles, and at Bayer, only 14/67 were replicable in oncology, women’s health, and cardiovascular medicine. The “replication crisis” slows down the development of life-saving therapies with an estimated financial loss of \$28 billion annually by the pharmaceutical industry (Gigerenzer, 2018). Yet another example of how scientific fraud can affect medical practice is reported by Avenell et al. (2019). After assessing the citations of 12 retracted clinical trial reports in 68 systematic reviews, meta-analyses, guidelines, and clinical trials, they concluded that 13 out of the 68 reviews would likely have to change their conclusions if the retracted publications were removed.

It is important to keep in mind that our indicators provide a red flag, not legal proof, that a given manuscript or publication might be fake. However, it is the authors’ - not the editors’ burden of proof to demonstrate that their science can be trusted. Whether this type of scientific misconduct is a conspiracy to commit injurious falsehood or a crime is for others to decide.

Industrial-style fake science publishing is possibly the biggest science scam of all times, wasting financial resources, slowing down medical progress, and possibly endangering lives. The damage already done is unknown, and a realistic impact assessment of fake science is not yet available. The emergence of Chat-GPT and other sophisticated large language models will amplify the problem, as they lower the production cost of fake papers. Our easy to apply indicators can be a first step to help stave off fake publishing.

Halting this development requires an immediate response. But what can be done? First, our simple detection tallying method can be used by reviewers and editors to red-flag potential fakes with or without additional indicators. Second, the academic community should consider revising its practice to judge scientists’ productivity mostly (or solely) on surrogate quantitative criteria (publication numbers, h-factors, impact factors, etc.) and instead evaluate the content, quality and relevance of their research (Van Dalen and Henkens, 2012). The European Research Council (ERC) has already taken a first step by asking researchers to refrain from listing impact factors in their applications, consistent with the San Francisco Declaration on Research Assessment (DORA). Thirdly, we need an advanced system to check scientific integrity which is independent of academic publishers. Finally, learned societies, funding agencies, and governmental bodies should consider sanctioning fake polluted journals and their publishers.

Until science publishing fraud is largely eradicated, the collateral damage of fake science poses the risk that scientific analyses, experiments, and clinical trials will more likely fail, public health information will be less accurate or (intentionally) misleading, and presumably effective and safe therapies may not deliver what was promised. It also runs the risk that the public loses its trust in the honesty of science itself. Simple detection of fake publications, as proposed here, or more complex automated methods can help prevent further damage to the permanent scientific record and enable the retraction of fake publications at scale. We propose a “call to action” to restore the integrity of our global knowledge base in biomedicine, science, and technology.

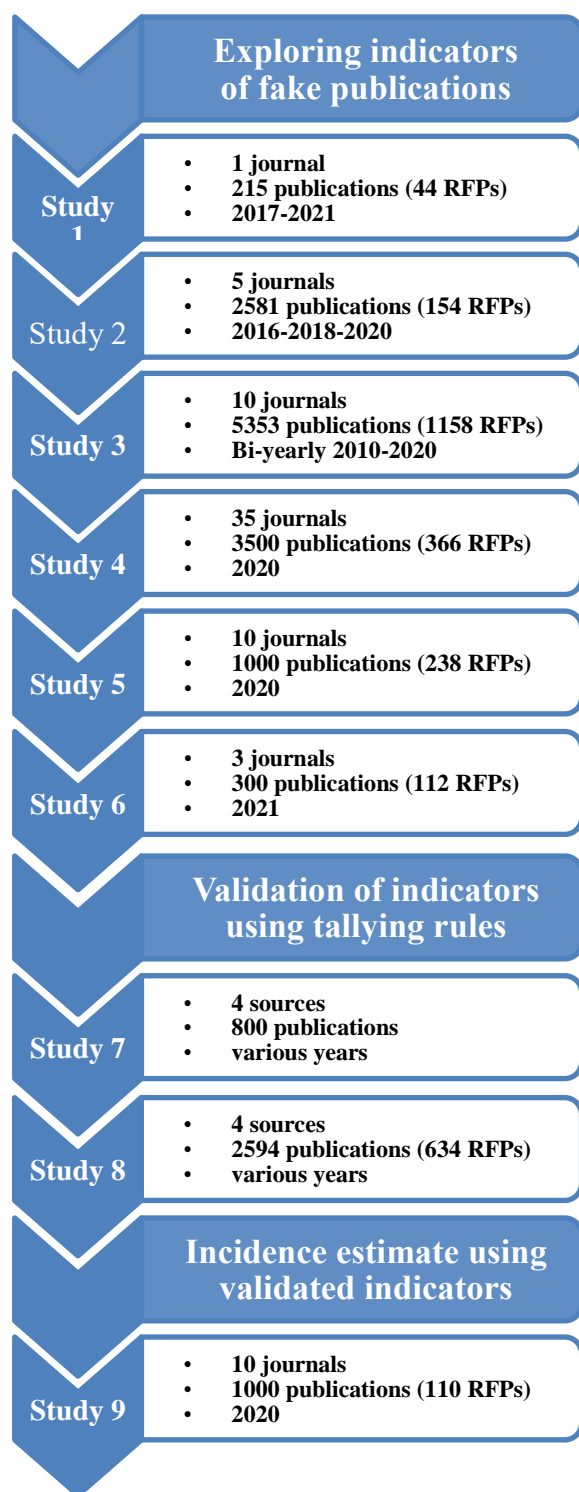


Figure 1. Screening plan for journals and publications. Studies 1-6 identified potential indicators of fake publications on the basis of hypotheses 1 to 3 (see text) using the indicators “private email” and “no international author”, Studies 7 used the indicator combination “email” and “hospital” as a feasible classification (tallying) rule with high sensitivity and acceptable false-alarm rate which was the applied to estimate the incidence of potential fake publications in Study 9. Study 8 was a test to check if the precision of the tallying rule of Study 7 can be increased by adding a third indicator (“RFP citation”). Note, some publications were used in several screening studies. The total number of unique publications analysed is n=15,120.

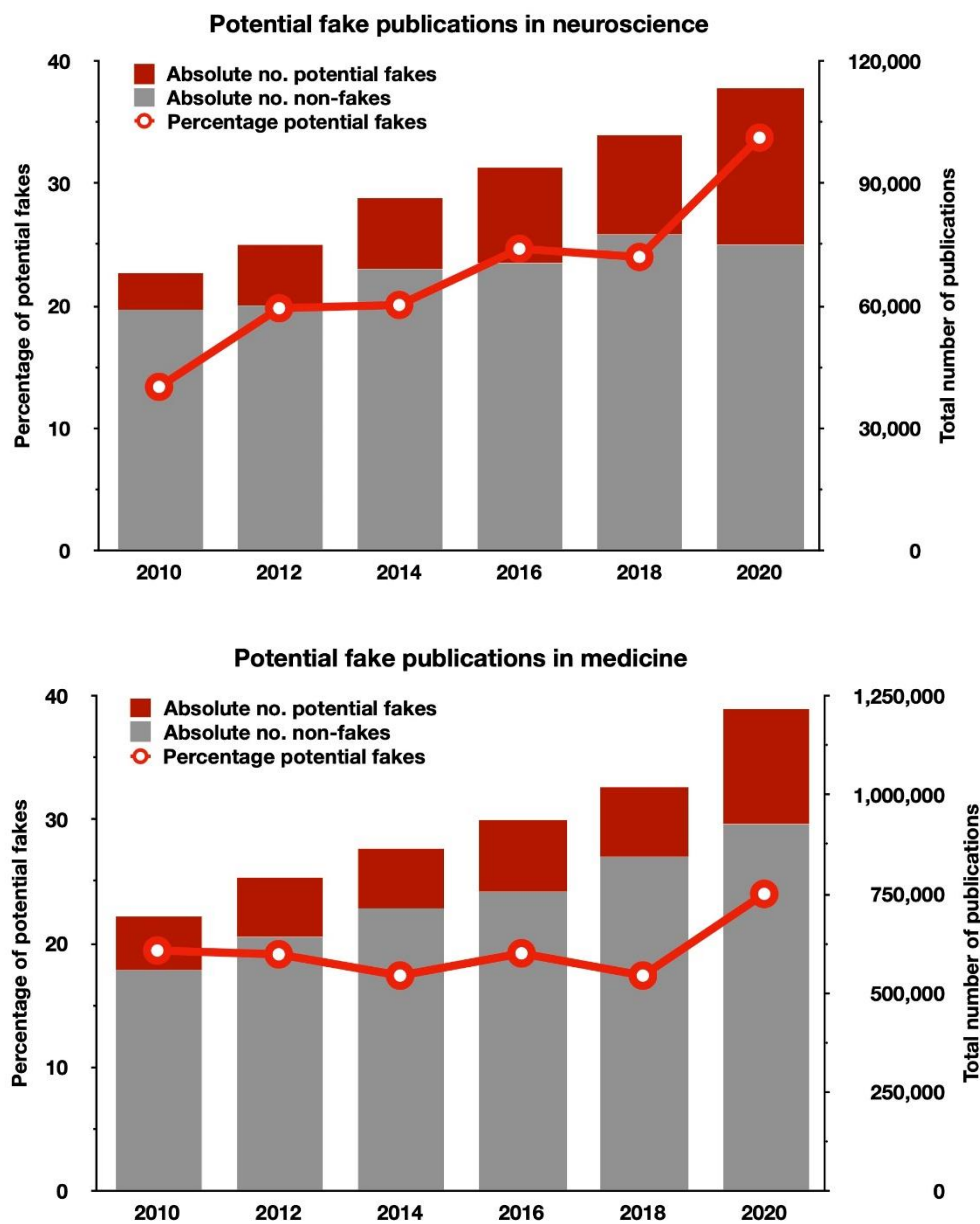


Figure 2. The rise of red-flagged fake publications (RFPs). Number of publications and percentage of red-flagged fake publications in medicine (top) and neuroscience (bottom) (Study 3). The red line (y1-axis) shows the percentage of red-flagged publications per year; the grey bars (y2-axis) show the estimates of non-fakes and the red bars those of potential fake publications, extrapolated to overall articles published in neuroscience (selected from journals of the Neuroscience Peer Review Consortium) and medicine (selected from scimagojr.com). Note the relatively slow increase in potential fakes in medicine and the rapid rise in neuroscience.

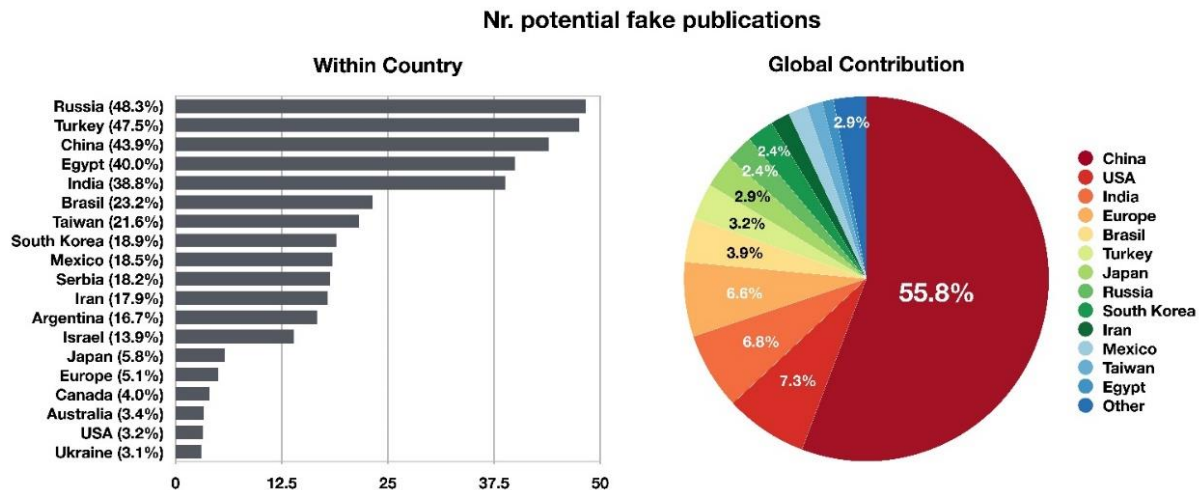


Figure 3. Estimating the global incidence of possible fakes in 2020

Left: Estimated percentage of red-flagged publications when applying the “email-NIA” indicator of each country’s publication output (based on 2020 publications in Studies 3-5). There are three clusters: countries with high (>30%), medium (10%-30%), or low (<10%) numbers of RFPs. Interestingly, these clusters might reflect each nation’s average level of publication pressure: governmental (high), institutional (medium), or regular (low). Right: the contribution of different countries to the total number of potential fake publications (sample $N=589$). For absolute values, see Table 4. When applying the validated “email+hospital” tallying rule, the RFP contributions are: 79% China, 3-4% USA, Spain, Turkey, Korea; others 1% or less.

Table 1: Rendezvous with a paper mill – A true story

An unsolicited email from a paper mill to an SCI journal editor, and the following exchange (January–April 2022). The editor followed up the contact per email and a recorded Zoom meeting in order to detail the fraudulent business model, including the evidence of corruption.

Paper Mill

We are a well-known academic support institution from Guangzhou, China, which has been established for 8 years. Experts in our institution need to publish some research papers in SCI journals every month. For reducing the publication time, we expect to cooperate with you in the future. Cooperation mode: we cite the content of your journal in our articles, thus increasing ... your impact factor in 2022. You shall help us shorten the publication time. Payment: If an article is successfully published, we will pay for it at the price: $IF \times 1000$ USD/article. For example, with $IF=2.36$, total payment= 2.36×1000 USD= 2360 USD. And this price is negotiable.

What you can get:

1. An increased journal impact factor in 2022
2. Desirable payment we give

Editor

[Journals] are always happy to receive manuscripts for publication and always welcome suggestions of how to increase paper flow. ...I have a few questions ... so that I can better understand what to expect:

1. ... How many scientists / publications have you supported and in which fields do you have experience? How about the field of medicine, especially neurology?
2. How can I be sure that the quality of the manuscripts is good enough for our journal? Do you have foreign native speakers who check the language thoroughly? ...
3. How many manuscripts can I count on receiving from you per month? Is the number large enough to reach a noticeable growth of my journal in a relatively short period of time?
4. You mentioned a method to increase the impact factor. Can you explain how that works and what impact factor growth you can accomplish....?We are currently at around IF 2. How long would it take ... to reach IF 5 or 6...?

Paper Mill

1. We have supported the publication of thousands of articles. We mainly have experience in biomedical fields, such as molecular biology, pharmacy, and tumor-related research.
2. We have people from native English-speaking countries to polish the manuscript and experts with biomedical background to review the content. We will arrange 3-4 colleagues to work with you.
3. We have more than 100 manuscripts every month. ...
4. We are very familiar with a series of ethical norms of academic publishing, and we also know that the influencing factors of a magazine are related to the number of manuscripts published and the number of times articles are cited

by other scholars. Therefore, we will vigorously publicize and recommend the articles of the magazine to Chinese academics on our own publicity platform. Get maximum exposure. ...

Editor

1. We are planning a special issue on “Neuromodulation... for neurorehabilitation.” We are wondering if you are able to send us 8-12 manuscripts on the topic within the next 4-6 weeks
 2. These days it is sometimes difficult to find qualified reviewers that are familiar with this field. Therefore, for each paper, would you be able to suggest at least 3 independent researchers knowledgeable in this field ... willing to review the manuscript?
 3. To estimate the growth potential of any collaboration: how many full-time employees does your agency employ? And do you have any access to freelancers, and if so, from which countries (language)?
 4. Do you have any unique advantage over other agencies that have similar offers?
 5. In order to evaluate the quality of your service, could you please send us ... references of SCI-papers ... you have helped to get published in the field of medicine?
-

Paper mill

1. We have our own molecular biology laboratory and have developed extensive cooperation with many universities in China. Therefore, we think we can send sufficient manuscripts on this topic.
2. First, we have colleagues who have worked at MDPI, AME Publishing Company, Hindawi, and so on, and they are responsible for suggesting qualified reviewers. Second, our company has many alumni from Sun Yat-sen University and the University of Hong Kong, and they will review our manuscripts more friendly [sic].
3. Our company currently has 100 full-time employees and more than 300 freelancers from the United States, Canada, Italy, Israel, Pakistan, Turkey, India, China and other countries.
4. Our advantage lies in the stable customer source, as well as the mature and efficient management system.
5. Here are the DOIs: ...

[Note: the paper mill provided a list of 99 DOIs, 96 of which were detected by our indicators of fake publications]

Table 2: Number of known fake publications in the biomedical literature

Published reports of known fake publications			
Reference	Yrs. analyzed	No. of fakes	Type of analysis
Carlisle (2021)	2007 - 2020	43	baseline data analysis
Fisher and Cox (2021)	2020	68	suspected fraudulent papers
Heck et al (2021)	2021	75	image forensics, raw data requests
Seifert (2021)	2019 - 2020	100	raw data requests
Nath et al (2006)	1982 - 2002	107	retraction analysis
Mallapaty (2020)	2017	107	retraction analysis
Behl (2021)	2017 - 2021	137	image forensics
Elango (2021)	1992 - 2020	161	retraction analysis
Bozzo et al (2017)	1946 - 2015	163	retraction analysis
Lei et al (2018)	1997 - 2016	260	retraction analysis
Abalkina (2021)	2019 - 2021	434	offers from paper mill website
Bik (2020)	2016 - 2020	633	image forensics
Bik et al (2016)	1995 - 2014	784	image forensics
Brown et al (2022)	2019	1,396	retraction analysis
Fang et al (2012)	2010	1,611	retraction analysis
Candal-Pedreira	2022	3,544	retraction analysis
Ataie-Ashtiani (2018)	2011 - 2017	4,931	retraction analysis
Total		14,554	

Note: Examples of prior studies that quantified the number of fake publications in the years 1982-2022 as identified by text or image plagiarism, data fabrication, paper mill offers, retractions, etc. (Note: duplicate counts could not be determined). Several of these references cite additional publications, and 96.8% of paper mill retractions come from Chinese institutions (Candal-Pedreira et al., 2022). While our list is not exhaustive, given that the total number of biomedical publications is >15 million in the last decade, the percentage of currently identified actual fake publications is on the order of 0.1% for this time period compared with our estimate of 28% in 2020 alone.

Table 3. Questionnaire sent to corresponding authors

Questionnaire on “Good Scientific Practice”
Name of first author with ORCID, if available
Name of corresponding author with ORCID, if available, and number of his/her SCI journal publications
Data collection and analysis of the work described in this publication complies with good scientific practice and data and their analysis are real. [Yes/No]
List institutional (!) (professional) email addresses of all co-authors (in the order of authorship).
Did you engage a professional agency to help write your paper? [Yes/No] If yes, please state the agency name, website and email.
If so requested by the editor, are you able and willing to provide the original data and images of your publication? [Yes/No]
Was the manuscript originally submitted simultaneously to other journals ? [Yes/No] If yes, specify all journals and the email address of their editorial offices.
Provide name and institutional email of your academic leadership: 1. Academic leader (e.g. President/ Dean) 2. Head of HR Department.
If your work received grant support, please specify the source(s) and provide contact information (name of institution/agency/ grant).
Please sign to confirm the following statement: <i>“I declare that I take the responsibility that the data and content of the above-mentioned publication are authentic and that they comply with the principle of good scientific practice.”</i>

Table 4. Country analysis of potential fake publications (RFP)

Country	No. publications screened	No. RFP	% RFP within country	Global RFP number by country (%)
Russia	29	14	48.3	2.4
Turkey	40	19	47.5	3.2
China	747	328	43.9	55.8
Egypt	15	6	40.0	1.0
India	103	40	38.8	6.8
Brazil	99	23	23.2	3.9
Taiwan	37	8	21.6	1.4
South Korea	74	14	18.9	2.4
Mexico	54	10	18.5	1.7
Serbia	11	2	18.2	0.3
Iran	56	10	17.9	1.7
Argentina	12	2	16.7	0.3
Israel	36	5	13.9	0.8
Japan	293	17	5.8	2.9
Europe	772	39	5.1	6.6
Germany	221	6		
Italy	144	11		
Spain	98	4		
France	88	2		
Netherlands	67	1		
Switzerland	50	3		
Sweden	45	1		
Poland	32	4		
Greece	15	4		
Portugal	12	3		
Canada	25	1	4.0	0.2
Australia	89	3	3.4	0.5
USA	1347	43	3.2	7.3
Ukraine	162	5	3.1	0.8
Sum	4001	589		100%

Note: Estimates of red-flagged (potential) fake publications (RFP), their rate by country (% RFP within country) and each country's contribution to the RFP pool (n=589) as a percentage. The table shows the percentage of publications (red-flagged/number screened publications) in Studies 1-6 (2020, neuroscience and medicine). Countries with <10 publications are not included in the table; they are Ireland (N=9/1), Pakistan (N=8/2), Thailand (N=6/2), Belarus (N=1/6), South Africa (N=5/2), Saudi Arabia (N=5/2), Czech Republic (N=3/1), Malaysia (N=3/1), Nigeria (N=3/1), Tunisia (N=3/2), Romania (N=2/1), and Morocco (N=1/1).

REFERENCES

- Abalkina A (2021) **Publication and collaboration anomalies in academic papers originating from a paper mill: evidence from Russia** *arXiv preprint arXiv:2112.13322*
- Alison Avenell A, Stewart F, Grey A, Gamble G, Bolland M (2019) **An investigation into the impact and implications of published papers from retracted research: systematic search of affected literature.** *BMJ Open* **9**(10):e031909.
- Ataie-Ashtiani B (2018) **World map of scientific misconduct** *Science and engineering ethics* **24**:1657 / **Erratum to:** World Map of Scientific Misconduct *Science and engineering ethics* **24**:1653-1656
- Behl C (2021) **Science integrity has been never more important: It's all about trust** *Journal of Cellular Biochemistry* **122**:694-695
- Bik EM (2020) **The Tadpole Paper Mill, a “Science Integrity Digest” blog.** Source: <https://scienceintegritydigest.com/2020/02/21/the-tadpole-paper-mill/>
- Bik EM, Casadevall A, Fang FC (2016) **The prevalence of inappropriate image duplication in biomedical research publications** *mBio* **7**:3:e00809-16
- Bozzo A, Bali A, Evaniew N, Ghert M (2017) **Retractions in cancer research: a systematic survey** *Research integrity and peer review* **2**:1-7
- Brown SJ, Bakker CJ, Theis-Mahon NR (2022) **Retracted publications in pharmacy systematic reviews** *Journal of the Medical Library Association* **110**:47-55
- Byrne J (2019) **We need to talk about systematic fraud** *Nature* **566**:9
- Byrne JA, Christopher J (2020) Digital magic, or the dark arts of the 21st century -how can journals and peer reviewers detect manuscripts and publications from paper mills? *FEBS letters* **594**:583-589
- Byrne JA, Park Y, Richardson RAK, Pathmendra P, Sun M, Stoeger T (2022) **Critical Reviews and Perspectives Protection of the human gene research literature from contract cheating organizations known as research paper mills** *Nucleic Acids Research: gkac1139*
- Cabanac G, Labbé C (2021) **Prevalence of nonsensical algorithmically generated papers in the scientific literature** *Journal of the Association for Information Science and Technology* **72**:1461-1476
- Candal-Pedreira C (2022) **Retracted papers originating from paper mills: cross sectional study** *British Medical Journal* **379**:e071517
- Carlisle JB (2021) **False individual patient data and zombie randomised controlled trials submitted to anaesthesia** *Anaesthesia* **76**:472-479
- Chawla DS (2022) **How a site peddles author slots in reputable publishers’ journals** *Science* **376**:231-232
- Christopher J (2021) **The raw truth about paper mills** *FEBS letters* **595**:1751-1757
- COPE & STM Committee on Publication Ethics (2022). **Paper Mills – research report** <https://doi.org/10.24318/jtbG8IHL>
- Cyranoski D (2018) **China introduces sweeping reforms to crack down on academic misconduct** *Nature* **558**:171

- Elango B (2021) **Retracted articles in the biomedical literature from Indian authors** *Scientometrics* **126**:3965-3981
- Else H (2021) **Scammers impersonate guest editors to get sham papers published** *Nature* **599**:361
- Else H (2022) **Paper-mill detector put to the test in push to stamp out fake science** *Nature* **612**:386-387
- Else H, Van Noorden R (2021) **The battle against paper mills** *Nature* **591**:516-519
- Fang FC, Grant Steen R, Casadevall A (2012) **Misconduct accounts for the majority of retracted scientific publications** *Proceedings of the National Academy of Sciences of the United States of America* **109**:17028-17033
- Fisher L, Cox RJ (2021) **RSC Advances Editorial: retraction of falsified manuscripts** *RSC advances* **11**:4194-4195
- Flanagin A, Carey, LA, Fontanarosa PB, Phillips SG, Pace BP, Lundberg GD, Rennie D (1998) **Prevalence of articles with honorary authors and ghost authors in peer-reviewed medical journals** *Journal of the American Medical Association* **280**:222-224
- Frederickson RM, Herzog RW (2021) **Keeping them honest: fighting fraud in academic publishing** *Molecular Therapy* **29**:889-890
- Gigerenzer G (2018) **Statistical Rituals: The Replication delusion and how we got there** *Advances in methods and practices in psychological science* **1**:198–218
- Heck S, Bianchini F, Souren N, Wilhelm C, Ohl Y, Plass C (2021) **Fake data, paper mills, and their authors: The International Journal of Cancer reacts to this threat to scientific integrity** *International Journal of Cancer* **149**:492-493
- Hu Z-w, Wu Y-s (2013) **An empirical analysis on number and monetary value of ghostwritten papers in China** *Current Science* **105**:1230-1234
- Katsikopoulos K, Şimşek Ö, Buckmann M, Gigerenzer G (2020) **Classification in the wild** *MIT Press* **208**, ISBN: 9780262045155
- Lei L, Zhang Y (2018) **Lack of improvement in scientific integrity: An analysis of WoS retractions by Chinese researchers (1997–2016)** *Science and engineering ethics* **24**:1409-1420
- Mallapaty S (2020) **China's research-misconduct rules target 'paper mills' that churn out fake studies** *Nature NEWS* 21 August 2020
- Mavrogenis AF, Panagopoulos GN, Megaloikonomos PD, Panagopoulos VN, Mauffrey C, Quaile A, Scarlat MM (2018) **Scientific misconduct (fraud) in medical writing** *Orthopedics* **41**:e176-e183
- Nath SB, Marcus SC, Druss BG (2006) **Retractions in the research literature: misconduct or mistakes?** *The Medical journal of Australia* **185**:152-154
- Park Y, West RA, Pathmendra P, Favier B, Stoeger T, Capes-Davis A, Cabanac G, Labbé C, Byrne JA (2022) **Identification of human gene research articles with wrongly identified nucleotide sequences.** *Life Science Alliance* **5**:e202101203
- Pérez-Neri I, Pineda C, Sandoval H (2022) **Threats to scholarly research integrity arising from paper mills: a rapid scoping review** *Clinical Rheumatology* **41**:1-8
- Sabel BA, Seifert R (2021) **How criminal science publishing gangs damage the genesis of knowledge and technology – a call to action to restore trust** *Naunyn-Schmiedeberg's Archives of Pharmacology* **394**:2147-2151

- Sabel BA (2022) **Paper Mills: global knowledge contamination by industrial-style fake science publishing.** Lecture abstract at the Conference of Academic Publishing in Europe (APE 2022); <https://doi.org/10.26226/morressier.61d3a5d04a84e7b4701d9885>
- Schneider L (2021) **The Chinese paper mill industry: interview with Smut Clyde and Tiger BB8: forbetterscience.com** Available at: <https://forbetterscience.com/2021/05/26/the-chinese-paper-mill-industry-interview-with-smut-clyde-and-tiger-bb8/>
- Seifert R (2021) **How Naunyn-Schmiedeberg's Archives of Pharmacology deals with fraudulent papers from paper mills** *Naunyn Schmiedeberg's Archive of Pharmacology* **394**:431-436
- Tian M, Su Y, Ru X (2016) **Perish or publish in China: Pressures on young Chinese scholars to publish in internationally indexed journals** *Publications* **4**:9
- Van Dalen HP, Henkens K (2012) **Intended and unintended consequences of a publish-or-perish culture: A worldwide survey** *Journal of the Association for Information Science and Technology* **63**:1282-1293
- Wislar JS, Flanagan A, Fontanarosa PB, Deangelis CD (2011) **Honorary and ghost authorship in high impact biomedical journals: a cross sectional survey.** *British Medical Journal* **343**:d6128