

**Effectiveness of one dose of MVA-BN vaccine against mpox infection in males in Ontario,
Canada: A target trial emulation**

Christine Navarro MD MSc^{1,2,3}, Cindy Lau MPH⁴, Sarah A. Buchan PhD^{1,2,3,4}, Ann N. Burchell PhD^{2,4,5,6}, Sharifa Nasreen PhD^{2,4}, Lindsay Friedman MPH¹, Evaezi Okpokoro MD MPH⁷, Peter C. Austin PhD^{4,8}, Darrell HS Tan MD PhD^{6,8,9,10}, Jonathan B. Gubbay MD MSc^{1,11}, Jeffrey C. Kwong MD MSc*^{1,2,3,4,5,10,12}, and Sharmistha Mishra MD PhD*^{2,4,6,8,9,10}

on behalf of the Canadian Immunization Research Network (CIRN) Provincial Collaborative Network Investigators

*(co-senior authors)

Affiliations:

1. Public Health Ontario, Toronto, ON, Canada
2. Dalla Lana School of Public Health, University of Toronto, Toronto, ON, Canada
3. Centre for Vaccine Preventable Diseases, University of Toronto, Toronto, ON, Canada
4. ICES, Toronto, ON, Canada
5. Department of Family and Community Medicine, University of Toronto, Toronto, ON, Canada
6. MAP Centre for Urban Health Solutions, Li Ka Shing Knowledge Institute, Unity Health Toronto, Toronto, ON, Canada
7. International Research Center of Excellence, Institute of Human Virology, Abuja, Nigeria
8. Institute of Health Policy, Management and Evaluation, University of Toronto, Toronto, ON, Canada

9. Department of Medicine, Temerty Faculty of Medicine, University of Toronto, Toronto, ON, Canada
10. Institute of Medical Science, Temerty Faculty of Medicine, University of Toronto, Toronto, ON, Canada
11. Department of Pathology and Laboratory Medicine, BC Children's and Women's Health Centre, Vancouver, BC, Canada
12. University Health Network, Toronto, ON, Canada

Corresponding author: Jeff Kwong, Senior Scientist, ICES, V1 06, 2075 Bayview Avenue, Toronto, Ontario, Canada, M4N 3M5, e-mail: jeff.kwong@utoronto.ca , Phone: (416) 480-4055 x1-7665, Fax: (416) 480-6048

Alternate corresponding author: Sharmistha Mishra, 209 Victoria Street, Li Ka Shing Knowledge Institute, Toronto Canada, M5B 1T8, email: sharmistha.mishra@utoronto.ca, Phone: (416) 864-5731, Fax: (416) 864-5310

Manuscript word count: 2384

Abstract word count: 249

References: 20

Tables: 1

Figures: 4

ABSTRACT

Background: Limited evidence is available on the real-world effectiveness of modified vaccinia Ankara-Bavarian Nordic vaccine (MVA-BN) against mpox infection.

Methods: We emulated a target trial using linked databases in Ontario, Canada to estimate the effectiveness of one dose of MVA-BN. Our study included males aged ≥ 18 years who: (1) had a history of syphilis testing and a laboratory-confirmed bacterial sexually transmitted infection (STI) in the prior year; or (2) filled a prescription for HIV pre-exposure prophylaxis in the prior year. On each day between June 12, 2022 and October 27, 2022, males who had been vaccinated 15 days prior were matched 1:1 with unvaccinated males by age, geographic region, prior HIV diagnosis, number of bacterial STI diagnoses in the previous three years, and receipt of any non-MVA-BN vaccine in the previous year. We used a Cox proportional hazards model to estimate the hazard ratio comparing the incidence of mpox between the two groups, and calculated vaccine effectiveness as $(1 - HR) \times 100$.

Results: Each group included 3,204 males. A total of 71 mpox infections were diagnosed over the study period, with 0.09 (95% confidence interval [CI], 0.05–0.13) per 1000 person-days for the vaccinated group and 0.20 (95% CI, 0.15–0.27) per 1000 person-days for the unvaccinated group. Estimated vaccine effectiveness of one dose of MVA-BN against mpox infection was 59% (95% CI, 31–76%).

Conclusions: This study, conducted in the context of a targeted vaccination program and evolving outbreak, suggests that one dose of MVA-BN is moderately effective in preventing mpox infection.

1 **INTRODUCTION**

2 In May 2022, more than 20 countries where mpox had not been previously identified reported
3 cases to the World Health Organization.¹ On July 23, 2022, the global mpox outbreak was
4 declared a public health emergency of international concern, and targeted use of second- or third-
5 generation smallpox vaccines for outbreak control was recommended.²

6 Modified vaccinia Ankara vaccine (MVA-BN [Bavarian-Nordic]; trade names
7 Imvamune®, Jynneos®, Imvanex®) is a third-generation, live-attenuated, non-replicating
8 smallpox vaccine.³ In Ontario, Canada, MVA-BN was deployed in June 2022 as post-exposure
9 prophylaxis for high-risk contacts (but few doses were given in this context) and pre-exposure
10 prophylaxis for gay, bisexual, and other men who have sex with men (gbMSM), and sex workers
11 at high risk of exposure to mpox.⁴ Although MVA-BN is approved in Canada as a series of two
12 doses 28 days apart, Ontario initially employed a dose-sparing strategy such that vaccine
13 candidates could only receive one dose due to concerns about limited vaccine supply. A two-
14 dose (0.5 mL, subcutaneous) program was subsequently implemented on September 30, 2022.

15 Prior to the global mpox outbreak, limited clinical or real-world data on the use of MVA-
16 BN to prevent mpox infection existed.^{5,6} Estimates of the effectiveness of a single dose of MVA-
17 BN obtained using various observational study designs have since emerged in the literature,
18 ranging from 36% to 86%.⁷⁻¹³ As with all observational studies, each report has discussed the
19 potential for residual confounding and selection biases. Only one study to date emulated a target
20 trial in an effort to address these biases, but it was restricted to HIV-negative males taking HIV
21 pre-exposure prophylaxis.¹² The objective of the current study was to estimate vaccine
22 effectiveness of one dose of MVA-BN against laboratory-confirmed mpox infection through a
23 target trial emulation.

24

25 **METHODS**

26 **Study design, setting, and population**

27 We conducted a target trial emulation to answer the causal question of interest (**Figure S1**) and
28 minimize biases, particularly confounding.¹⁴ We used laboratory, vaccination, reportable
29 diseases, and health administrative data from Ontario (population 15.1 million as of July 2022),
30 which has a single-payer healthcare system. All datasets included in the analysis (detailed in the
31 **Supplementary Methods**) were linked using unique encoded identifiers and analyzed at ICES
32 (formerly the Institute for Clinical Evaluative Sciences). Ethical approval for this study was
33 obtained from Public Health Ontario's Ethics Review Board.

34 The study period captured the beginning of pre-exposure vaccine availability (June 12,
35 2022 to November 26, 2022; **Figure 1**). The end date was chosen based on percent positivity
36 being 0% for two consecutive weeks and the last outbreak-associated mpox case being reported
37 on November 10, 2022.¹⁵ Eligibility for single-dose, pre-exposure vaccination comprised
38 gbMSM reporting one or more of the following: diagnosis of bacterial sexually transmitted
39 infection (STI) in the previous two months; currently engaging in or anticipating sex with two or
40 more sexual partners; attending sex-on-premises venues; or engaging in anonymous sex. Pre-
41 exposure vaccination eligibility also included individuals engaged in sex work,
42 immunocompromised individuals, or pregnant individuals if they were contacts of persons at
43 risk, as defined above.¹⁶

44 Eligibility criteria for the target trial were conceptualized to minimize confounding
45 stemming from the correlation between risk of infection and vaccination. The study population
46 was restricted to males aged ≥ 18 years as of June 12, 2022 with at least one of the following

47 proxies for risk of exposure to mpox as of the date of enrolment (between June 12, 2022 and
48 October 27, 2022, to ensure each person could have at least 30 days of observation): (1) at least
49 one syphilis test in the previous year and a new diagnosis of one or more bacterial STI
50 (gonorrhoea, chlamydia, or syphilis) in the previous year; or (2) a filled prescription for HIV pre-
51 exposure prophylaxis (PrEP) in the previous year (all definitions provided in **Table S1**). We
52 excluded individuals with a documented positive mpox polymerase chain reaction (PCR) test
53 prior to June 12, 2022.

54

55 **Intervention and outcome**

56 The intervention of interest was vaccination with a single dose of MVA-BN. We were unable to
57 estimate the effectiveness of a second dose due to few individuals having received a second dose
58 (13.7% of those who received one dose) by the end of the study period (November 26, 2022) and
59 few mpox cases being diagnosed in October and November. The outcome of interest was PCR-
60 confirmed mpox infection. Based on immunogenicity data, an individual was classified as
61 vaccinated >14 days after the first dose.¹⁷

62

63 **Specification and emulation of the target trial**

64 On each day between June 12, 2022 and October 27, 2022, males who had been vaccinated with
65 a single dose of MVA-BN 15 days prior were matched in a 1:1 ratio to unvaccinated controls.
66 We followed individuals until the earliest date of any of the following events: outcome, death,
67 receipt of a first vaccine dose (for unvaccinated controls), receipt of a second dose, or end of the
68 study period. Newly vaccinated males could enter the study even if they had previously served as
69 a control.

70 To balance the distribution of measured baseline covariates that are associated with both
71 the probability of vaccination and of mpox infection between vaccine recipients and controls, we
72 matched vaccine recipients and controls with respect to: age (within 5 years), geographic region
73 (since the epidemic trajectory and vaccine uptake varied regionally), proxies for sexual
74 exposures (number of bacterial STIs in the previous three years, HIV status), and a proxy for
75 vaccine confidence (history of receipt of any non-MVA-BN vaccine in the previous year).
76 Details of the matching algorithm are provided in the **Supplementary Methods**.

77 We conducted three sensitivity analyses. To explore the potential for residual
78 confounding by sexual risk exposures, we used two negative control outcomes that should not be
79 directly affected by the receipt of MVA-BN but for which the effect of vaccination might be
80 confounded.¹⁸ First, we measured the risk of mpox during the first 14 days after the first dose,
81 when no difference between vaccinated and unvaccinated groups would be expected (“negative
82 outcome period”). Second, we used a negative tracer outcome by estimating vaccine
83 effectiveness against bacterial STI >14 days after vaccination; MVA-BN vaccine presumably has
84 no benefit against acquisition of chlamydia, gonorrhea, or syphilis. However, STI diagnosis
85 could be influenced by differential rates of testing following vaccination. Thus, we compared
86 syphilis testing among vaccinated and unvaccinated groups over the study period to aid
87 interpretation of the negative tracer outcome. Finally, we examined the potential for residual
88 confounding related to socio-economic status by adjusting for neighborhood-level income, given
89 that sexual networks and infection risks are shaped by systemic barriers to healthcare
90 engagement and vaccine access.

91

92 **Statistical analysis**

93 We examined covariate balance after matching using standard mean differences and considered a
94 difference of ≥ 0.1 as potentially clinically meaningful. We estimated cumulative incidence
95 functions (CIFs) for the vaccinated and unvaccinated groups and used a Cox proportional
96 hazards model to estimate the hazard ratio (HR) comparing the hazard of mpox between the two
97 groups. We calculated vaccine effectiveness as $(1 - \text{HR}) \times 100$. Analyses were performed using
98 SAS software, 9.4 (SAS Institute Inc., Cary, NC).

99

100 RESULTS

101 A total of 9,803 males aged ≥ 18 years were eligible for the study. Of these, 3,204 who received
102 the vaccine were matched to unvaccinated controls (**Figure 2**). The matched population was
103 similar to the eligible population with respect to baseline characteristics (**Table S2**). All
104 measured variables were well-balanced between the vaccinated and unvaccinated groups (**Table**
105 **1**). The median age of matched participants was 35 years (interquartile range, 29-46) and more
106 than half the participants were residents of Toronto.

107 During a median follow-up after the first dose of 85 days (interquartile range, 32–110)
108 among vaccinated individuals, and 86 days (interquartile range, 31–111) among unvaccinated
109 individuals, we observed a total of 71 infections, with 21 in the vaccinated group (0.09 per 1000
110 person-days; 95%CI, 0.05–0.13) and 50 in the unvaccinated group (0.20 per 1000 person-days;
111 95%CI, 0.15–0.27) over the study period of 153 days. We censored 293 (9.1%) individuals upon
112 receipt of a second dose. **Figure 3** shows the cumulative incidence functions for the vaccinated
113 and unvaccinated groups during the study period. The hazard ratio for vaccination was 0.41
114 (95%CI, 0.24–0.69), thus the estimated vaccine effectiveness for a single dose of MVA-BN
115 against mpox infection was 59% (95%CI, 31–76%; **Figure 4**).

116 Examination for residual confounding using negative outcomes demonstrated: (a) vaccine
117 effectiveness of -25% (95%CI, -114%, 27%) during the first 14 days after receipt of
118 vaccination; and (b) vaccine effectiveness of -90% (95%CI, -130%, -56%) against bacterial
119 STI. Rates of first syphilis testing post-vaccination were 0.05 per 1000 person-days in the
120 vaccinated group and 0.03 per 1000 person-days for the unvaccinated group. Finally, we did not
121 identify a meaningful change in vaccine effectiveness against mpox after additionally adjusting
122 for neighbourhood-level income (vaccine effectiveness 64%; 95%CI, 36-76%).

123

124 **DISCUSSION**

125 Using a target trial emulation, we estimated the effectiveness of a single dose of MVA-BN
126 vaccine to be moderate (59%; 95%CI, 31-76%) for preventing mpox infection in the context of a
127 targeted vaccination program in Ontario, Canada. To confirm the specificity of this association,
128 we determined that MVA-BN was not associated with a reduced rate of mpox infection during
129 the first 14 days after vaccination (prior to developing an adequate antibody response) nor
130 bacterial STI diagnoses (against which no protection would be expected).

131 Our estimate of vaccine effectiveness falls within the range observed across previous
132 studies conducted in jurisdictions with similar epidemic dynamics and targeted vaccination
133 programs. Our findings are most consistent with studies that restricted the study population to
134 those at greatest risk of mpox exposure and that reduced time- and risk-based
135 confounding.^{7,9,10,12,13} In the Canadian province of Québec, a test-negative study that used health
136 administrative data and adjusted for exposure risks based on similar proxies as in our study (i.e.,
137 prior bacterial STI), estimated vaccine effectiveness against mpox infection to be 35% (95%CI,
138 2-59%).¹³ After further adjusting for self-reported measures of exposure risks (restricting

139 analyses to those who completed a detailed questionnaire), vaccine effectiveness was estimated
140 to be 65% (95%CI, 1–87%), similar to our estimate. Our estimate is lower than (but still
141 compatible with) an estimate of 86% (95%CI, 59–95%) from a retrospective cohort study
142 conducted in Israel that used more restrictive study eligibility criteria (i.e., living with HIV and a
143 recent diagnosis of bacterial STI, or receipt of HIV PrEP),⁹ and an estimate of 79% (95%CI, 33–
144 100%) from a target trial emulation conducted in Spain with even more restrictive study
145 eligibility (i.e., enrolment restricted to males receiving HIV PrEP).¹²

146 Our study has several strengths. First, we used linked population-based databases within
147 a publicly funded healthcare system to identify all MVA-BN vaccination events and all
148 orthopox/mpox laboratory tests in Ontario. Second, to address the risks of residual confounding
149 present in any observational study, we conducted rigorous matching across key potential
150 confounders of the causal effect of vaccination on mpox infection. Risk-confounding is
151 particularly important when estimating vaccine effectiveness because Ontario, like other
152 jurisdictions, specifically targeted vaccination to individuals at greatest risk of infection.
153 Evidence of exchangeability includes the similarity between groups with respect to proxies of
154 sexual exposure risks, and similar outcomes during the “negative control period” before the
155 vaccine was expected to confer protection. The negative tracer outcome analysis involving
156 bacterial STI suggests that the observed vaccine effect is unlikely to be explained by differential
157 reductions in sexual activity among gbMSM over the study period. In contrast, our finding of
158 higher rates of newly diagnosed bacterial STI among vaccinated males suggests that the
159 vaccination program successfully reached those most at risk of mpox and/or vaccinated males
160 engaged in increased sexual activity post-vaccination. However, higher syphilis testing rates
161 during the period following vaccination and higher STI rates among vaccinated individuals

162 suggest additional STI testing opportunities and detection following engagement in preventive
163 care with vaccination. Thus, residual risk-confounding resulting in an underestimation of vaccine
164 effectiveness may be minimal. The study period included a rapidly evolving outbreak with mpox
165 exposure risks declining quickly before a large fraction of study eligible population was
166 vaccinated, thus there was a substantial risk for time-varying confounding due to differential
167 exposure risks, which we mitigated by emulating a target trial.

168 Our study also has limitations. First, the rigorous matching meant that our final cohort
169 comprised only 65% of the eligible population, with 71 outcomes for analysis. Although
170 characteristics of included and eligible participants were similar, minimizing confounding came
171 at a price of reduced sample size and precision. It also meant that subgroup analyses, such as
172 among individuals aged >50 years, who may have received earlier generation smallpox vaccines,
173 were not possible. Second, we were limited to routinely collected data, and information on
174 history of previous smallpox vaccination, sexual exposures, and individual-level measures of
175 social determinants of health were not available. Neighborhood-level income was available but
176 was not used for matching to limit further loss of sample size, and because area-level median
177 income may not capture the ways in which individual-level income, or other individual-level
178 social determinants, might influence sexual networks.¹⁹ Furthermore, comparison across groups
179 and the third sensitivity analysis suggest there was no residual confounding by neighborhood-
180 level income. Third, although we included men with a history of bacterial STI, our study
181 eligibility population could be missing men who are at risk of mpox infection but have negligible
182 healthcare access and/or engagement (thus leading to a selection bias). Fourth, data from other
183 studies demonstrate added protective benefit of two doses,^{8,10,11} but we could not evaluate the
184 two-dose regimen because of low second dose coverage during the study period, nor could we

185 evaluate duration of protection. Finally, vaccination could also reduce symptoms and signs of
186 mpox and thus less testing,²⁰ which means a higher chance of under-ascertainment of subclinical
187 cases among the vaccinated group, which would lead to overestimation of vaccine effectiveness
188 against infection.

189 In summary, vaccination with a single dose of MVA-BN vaccine was moderately
190 effective against laboratory-confirmed mpox infection in this population-based study of an
191 evolving outbreak and using a target trial emulation to minimize biases. One implication of our
192 finding is that single-dose vaccination may have been a contributing factor in helping slow down
193 transmission in Ontario in 2022. Achieving high coverage with a full course could be important
194 to prevent resurgence. In the absence of randomized clinical trials, our findings strengthen the
195 evidence that MVA-BN is effective at preventing mpox infection and should be made available
196 to communities at risk.

Conflicts of interest

The other authors declare no conflicts of interest.

Data availability

The dataset from this study is held securely in coded form at ICES. While legal data sharing agreements between ICES and data providers (e.g., healthcare organizations and government) prohibit ICES from making the dataset publicly available, access may be granted to those who meet pre-specified criteria for confidential access, available at <https://www.ices.on.ca/DAS> (email: das@ices.on.ca).

Code availability

The full dataset creation plan and underlying analytic code are available from the authors upon request, understanding that the computer programs may rely upon coding templates or macros that are unique to ICES and are therefore either inaccessible or may require modification.

Correspondence and requests for materials should be addressed to JCK or SM.

Acknowledgments

We would like to acknowledge colleagues at Public Health Ontario for access to vaccination data from the Digital Health Information Repository, case-level data from the integrated Public Health Information System, and laboratory data from LabWare. We also thank the staff of Ontario's public health units who are responsible for mpox case and contact management and data collection. We acknowledge the work of over 30 community-based organizations across

Ontario who led vaccine mobilization and implementation with public health units and health care providers.

We thank community advisory board members established as part of the Canada-Africa Mpox Partnership.

This document used data adapted from the Statistics Canada Postal Code^{OM} Conversion File, which is based on data licensed from Canada Post Corporation, and/or data adapted from the Ontario Ministry of Health Postal Code Conversion File, which contains data copied under license from ©Canada Post Corporation and Statistics Canada. Parts of this material are based on data and/or information compiled and provided by: Ontario Ministry of Health, Canadian Institute for Health Information, Statistics Canada, and IQVIA Solutions Canada Inc. The analyses, conclusions, opinions and statements expressed herein are solely those of the authors and do not reflect those of the funding or data sources; no endorsement is intended or should be inferred. Adapted from Statistics Canada, Canadian Census 2016. This does not constitute an endorsement by Statistics Canada of this product. We thank IQVIA Solutions Canada Inc. for use of their Drug Information File.

Finally, we thank Nicholas Brousseau and Sara Carazo Perez, Institut national de santé publique du Québec, for helpful discussions regarding methodologies and confounders.

Patient Consent Statement

ICES is a prescribed entity under Ontario's Personal Health Information Protection Act (PHIPA). Section 45 of PHIPA authorizes ICES to collect personal health information, without consent, for the purpose of analysis or compiling statistical information with respect to the management of, evaluation or monitoring of, the allocation of resources to or planning for all or

part of the health system. Projects that use data collected by ICES under section 45 of PHIPA, and use no other data, are exempt from REB review. The use of the data in this project is authorized under section 45 and approved by ICES' Privacy and Legal Office.

Funding

This study was supported by ICES, which is funded by an annual grant from the Ontario Ministry of Health and the Ministry of Long-Term Care. This study also received funding from: the Canadian Immunization Research Network through a grant from the Public Health Agency of Canada and the Canadian Institutes of Health Research (CNF 151944). The Canada-Africa Mpox Partnership, of which this study is one component, was also supported by the Canadian Institutes of Health Research Rapid Mpox Research (MRR-184812).

The opinions, results, and conclusions reported in this paper are those of the authors and are independent from the funding sources. Funders had no role in the design or conduct of the study; collection, management, analysis, and interpretation of the data; preparation, review, or approval of the manuscript; and decision to submit the manuscript for publication.

JCK is supported by a Clinician-Scientist Award from the University of Toronto Department of Family and Community Medicine. SM, DT, and ANB are supported by Tier 2 Canada Research Chairs.

Author Contributions

JCK and SM designed the study and analysis plan.

SB, CN, JCK, and LF acquired the data for the work.

CL designed the data extraction and assembly workflow.

CL analyzed the data.

All authors made substantial contributions to the analysis plan and the interpretation of the data.

JCK and SM vouch for the data analysis.

CN, SM, and JCK wrote the first draft of the manuscript. All authors critically reviewed the manuscript and decided to proceed with publication.

References

1. World Health Organization. Disease Outbreak News; Multi-country monkeypox outbreak in non-epidemic countries: Update. Geneva, Switzerland: World Health Organization, 2022

(<https://www.who.int/emergencies/disease-outbreak-news/item/2022-DON388>).

2. World Health Organization. Second meeting of the International Health Regulations (2005) (IHR) Emergency Committee regarding the multi-country outbreak of monkeypox. Geneva, Switzerland: World Health Organization, 2022

([https://www.who.int/news/item/23-07-2022-second-meeting-of-the-international-health-regulations-\(2005\)-\(ihr\)-emergency-committee-regarding-the-multi-country-outbreak-of-monkeypox](https://www.who.int/news/item/23-07-2022-second-meeting-of-the-international-health-regulations-(2005)-(ihr)-emergency-committee-regarding-the-multi-country-outbreak-of-monkeypox)).

3. Public Health Agency of Canada. Smallpox and mpox (monkeypox) vaccine: Canadian Immunization Guide. Ottawa, Ontario: Government of Canada, 2023

(<https://www.canada.ca/en/public-health/services/publications/healthy-living/canadian-immunization-guide-part-4-active-vaccines/page-21-smallpox-vaccine.html>).

4. Ontario Ministry of Health. Mpox Vaccine (Imvamune®)

Guidance for Health Care Providers, Version 3.1. Ontario: King's Printer for Ontario, 2022.

5. Public Health Agency of Canada. An Advisory Committee Statement (ACS) National Advisory Committee on Immunization (NACI) NACI Rapid Response - Interim guidance on the use of Imvamune ® in the context of monkeypox outbreaks in Canada. Ottawa, Ontario: Queen's Printer of Canada, 2022 (<https://www.canada.ca/content/dam/phac-aspc/documents/services/immunization/national-advisory-committee-on-immunization-naci/guidance-ivmavune-monkeypox/guidance-ivmavune-monkeypox-en.pdf>).
6. United Kingdom Health Security Agency. Green Book Chapter 29: Smallpox and monkeypox. England, UK: United Kingdom Government, 2022 (https://assets.publishing.service.gov.uk/government/uploads/system/uploads/attachment_data/file/1106454/Green-Book-chapter-29_Smallpox-and-monkeypox_26September2022.pdf).
7. Bertran M, Andrews N, Davison C, et al. Effectiveness of one dose of MVA-BN smallpox vaccine against monkeypox in England using the case-coverage method. *The Lancet Infectious Diseases* 2023;23:828-35.
8. Deputy NP, Deckert J, Chard AN, et al. Vaccine Effectiveness of JYNNEOS against Mpox Disease in the United States. *N Engl J Med* 2023;26:2434-43.
9. Wolff Sagy Y, Zucker R, Hammerman A, et al. Real-world effectiveness of a single dose of mpox vaccine in males. *Nat Med* 2023;29:748-52.
10. Dalton AF, Diallo AO, Chard AN, et al. Estimated effectiveness of JYNNEOS vaccine in preventing mpox: a multijurisdictional case-control study—United States, August 19, 2022–March 31, 2023. *Morb Mortal Weekly Rep* 2023;72:553-8.

11. Rosenberg ES, Dorabawila V, Hart-Malloy R, et al. Effectiveness of JYNNEOS Vaccine Against Diagnosed Mpox Infection—New York, 2022. *Morb Mortal Weekly Rep* 2023;72:559-63.
12. Fontan-Vela M, Hernando V, Olmedo C, et al. Reduction in the risk of mpox infection after MVA-BN vaccination in individuals on HIV pre-exposure prophylaxis: a Spanish cohort study. June 1, 2023 (<https://doi.org/10.1101/2023.05.30.23290712>), preprint.
13. Brousseau N, Carazo S, Febriani Y, et al. Single-dose effectiveness of mpox vaccine in Quebec, Canada: test-negative design with and without adjustment for self-reported exposure risk. July 12, 2023 (<https://doi.org/10.1101/2023.07.09.23292425>), preprint.
14. Hernán MA, Wang W, Leaf DE. Target trial emulation: a framework for causal inference from observational data. *JAMA* 2022;328:2446-7.
15. Ontario Agency for Health Protection and Promotion (Public Health Ontario). Enhanced Epidemiological Summary: Mpox in Ontario: May 1, 2022 to July 31, 2023. Toronto, Ontario: King's Printer for Ontario, 2023 (https://www.publichealthontario.ca/-/media/Documents/M/2022/monkeypox-episummary.pdf?rev=ccdc118970104a4c9e634eb46e52839c&sc_lang=en).
16. Ontario Ministry of Health. Monkeypox vaccine (Imvamune®) Guidance for Health Care Providers, Version 2.2. Toronto, Ontario: Queen's Printer for Ontario, 2022.
17. Pittman PR, Hahn M, Lee HS, et al. Phase 3 efficacy trial of modified vaccinia Ankara as a vaccine against smallpox. *N Engl J Med* 2019;381:1897-908.

18. Lipsitch M, Tchetgen ET, Cohen T. Negative controls: a tool for detecting confounding and bias in observational studies. *Epidemiology* 2010;21:383-8.

19. Abuelezam NN, Reshef YA, Novak D, et al. Interaction patterns of men who have sex with men on a geosocial networking mobile app in seven united states metropolitan areas: observational study. *Journal of Medical Internet Research* 2019;21:e13766.

20. Hazra A, Zucker J, Bell E, et al. Mpox in people with past infection or a complete vaccination course: a global case series. *The Lancet Infectious Diseases* 2023 Sep 4 [Online ahead of print]. [https://doi.org/10.1016/S1473-3099\(23\)00492-9](https://doi.org/10.1016/S1473-3099(23)00492-9)

Table 1. Demographic and sexual risk characteristics of the study population for the target trial design

| | Vaccinated, n = 3,204 (%) | Unvaccinated, n = 3,204 (%) | SD |
|---------------------------------------|--------------------------------------|--|-----------|
| Age, median (interquartile range) | 35 (29-46) | 35 (29-46) | 0.03 |
| Age group (years) | | | |
| 18-24 | 418 (13.0%) | 424 (13.2%) | 0.006 |
| 25-29 | 448 (14.0%) | 447 (14.9%) | 0.03 |
| 30-39 | 1,122 (35.0%) | 1,121 (35.0%) | 0.001 |
| 40-49 | 562 (17.5%) | 540 (16.9%) | 0.02 |
| ≥ 50 | 654 (20.4%) | 642 (20.0%) | 0.009 |
| Geographic region | | | |
| Toronto | 2,117 (66.1%) | 2,117 (66.1%) | 0 |
| Peel, York, Durham, Halton | 345 (10.8%) | 345 (10.8%) | 0 |
| Hamilton, Niagara, London, Windsor | 212 (6.6%) | 212 (6.6%) | 0 |
| Ottawa | 247 (7.7%) | 247 (7.7%) | 0 |
| Rest of Ontario | 283 (8.8%) | 283 (8.8%) | 0 |
| Neighborhood income quintile | | | |
| 1 (lowest) | 794 (24.8%) | 938 (29.3%) | 0.10 |
| 2 | 742 (23.2%) | 753 (23.5%) | 0.008 |
| 3 | 604 (18.9%) | 572 (17.9%) | 0.03 |
| 4 | 508 (15.9%) | 475 (14.8%) | 0.03 |

| | | | |
|--|---------------|---------------|------|
| 5 (highest) | 452 (14.1%) | 543 (16.9%) | 0.08 |
| History of HIV diagnosis | 697 (21.8%) | 697 (21.8%) | 0 |
| Number of bacterial STIs, past 3 years | | | |
| 0 | 1,158 (36.1%) | 1,158 (36.1%) | 0 |
| 1 | 998 (31.1%) | 998 (31.1%) | 0 |
| 2 | 522 (16.3%) | 522 (16.3%) | 0 |
| 3 | 248 (7.7%) | 248 (7.7%) | 0 |
| ≥ 4 | 278 (8.7%) | 278 (8.7%) | 0 |
| Received any non-MVA-BN vaccines, past 1 year | 3,146 (98.2%) | 3,146 (98.2%) | 0 |

SD=standardized difference; STI=sexually transmitted infection (syphilis, chlamydia, gonorrhea); PrEP=Pre-exposure prophylaxis; MVA-BN=modified vaccinia Ankara-Bavarian Nordic vaccine

Figure 1. Confirmed mpox cases and number of modified vaccinia Ankara-Bavarian Nordic (MVA-BN) vaccine doses administered by week: Ontario, Canada, May 1 to December 31, 2022

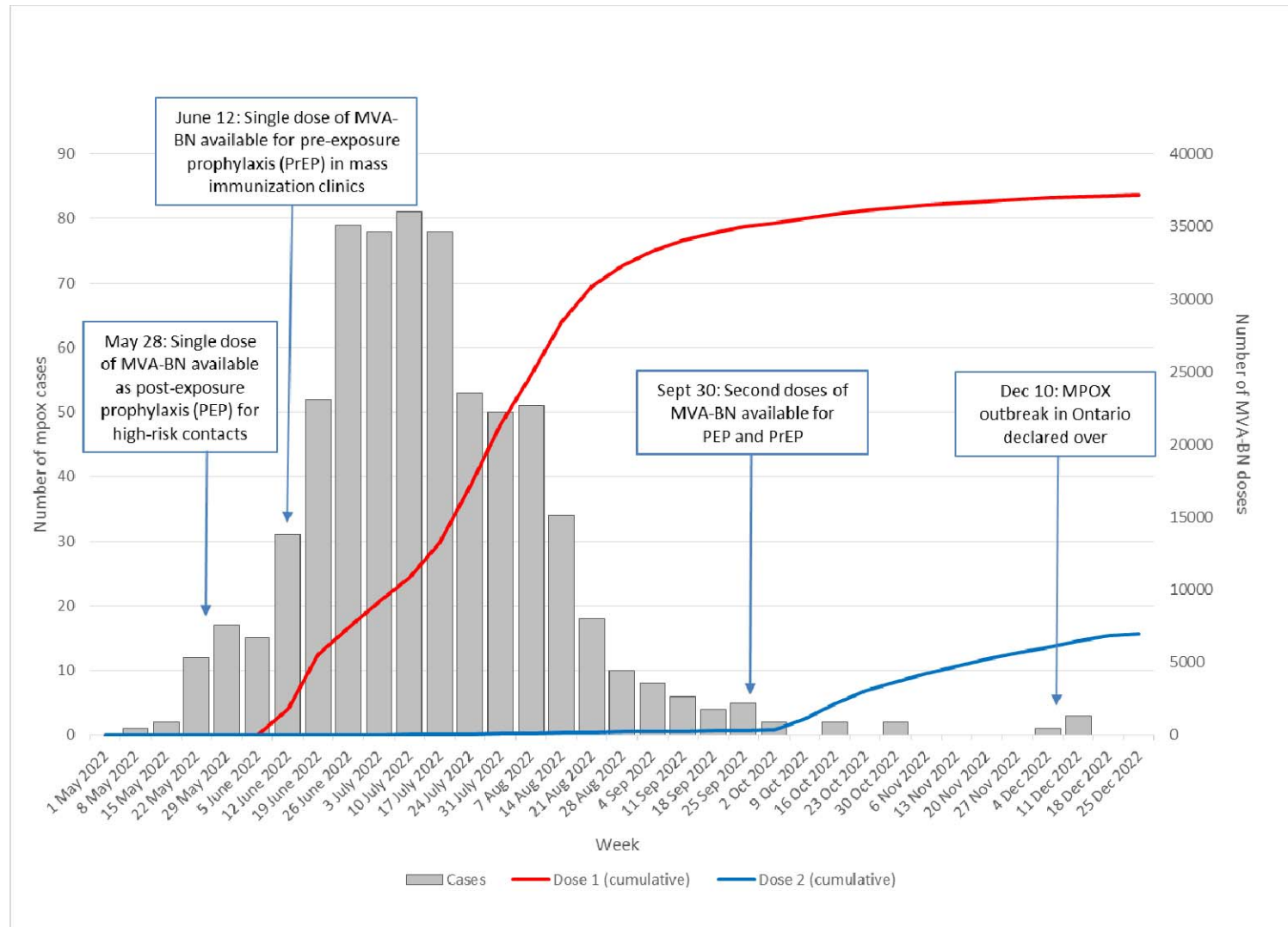


Figure 2. Cohort enrollment process and selection of persons for the emulation of a target trial evaluating effectiveness of the MVA-BN vaccine

A total of 9,803 males ages 18 years and older with a syphilis test and bacterial STI or HIV PrEP prescription between June 13, 2021 and October 27, 2022 (to allow at least 30 days of follow-up) were included in cohort. Of these, 6,408 persons (3,204 vaccinated persons matched to 3,204 unvaccinated persons based on birthdate within five years, geographic region, prior HIV diagnosis, number of bacterial STI diagnoses in the prior three years, and receipt of any other vaccine in the prior year) were included in the target trial.

MVA-BN denotes Modified Vaccinia Ankara - Bavarian Nordic, STI sexually transmitted infection, HIV PrEP human immunodeficiency virus pre-exposure prophylaxis, PCR polymerase chain reaction, and OHIP Ontario Health Insurance Plan.

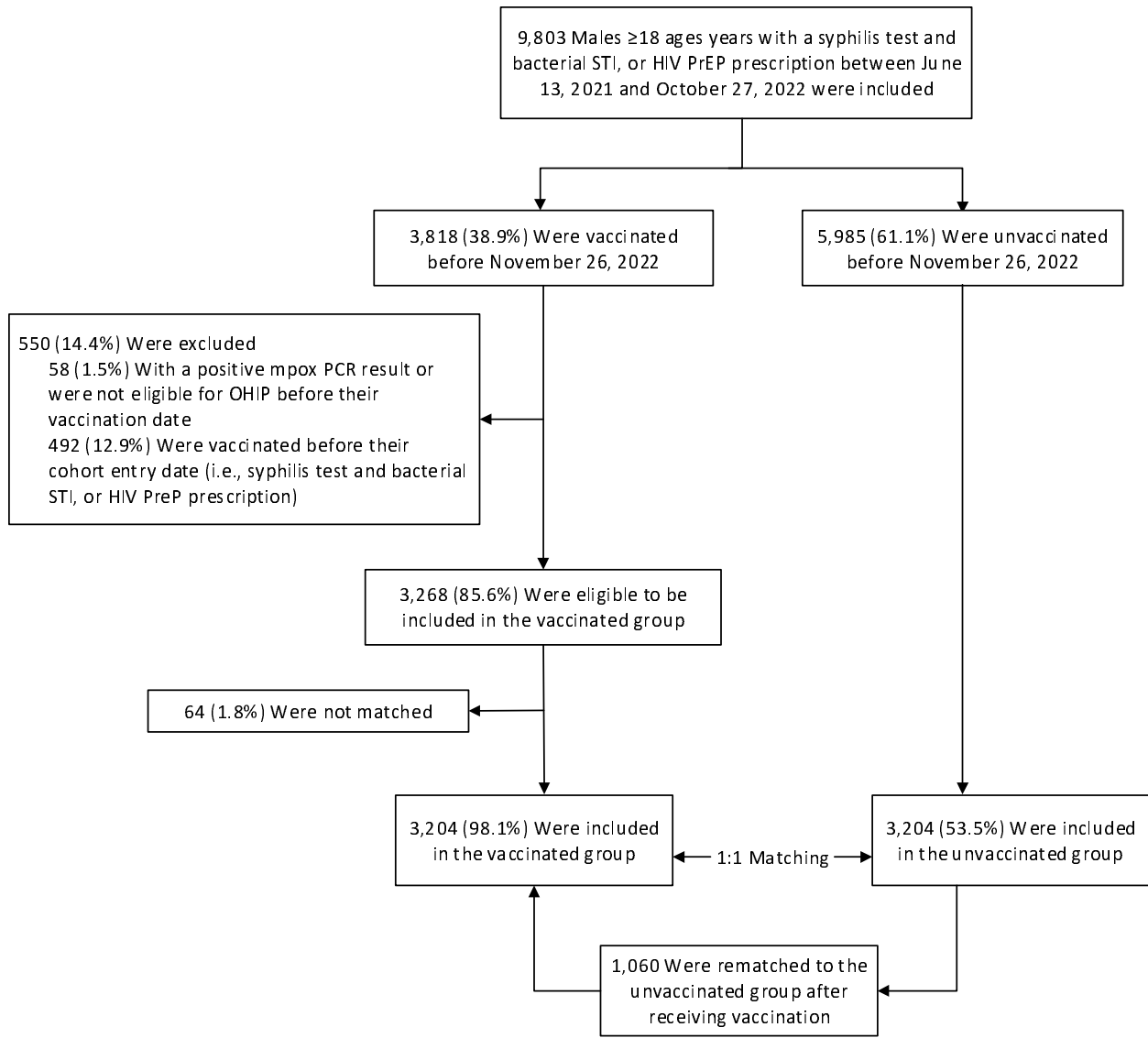


Figure 3. Cumulative incidence functions of confirmed mpox infection in Ontario, Canada, June 12, 2022 to November 26, 2022. Shaded areas represent 95% confidence intervals.

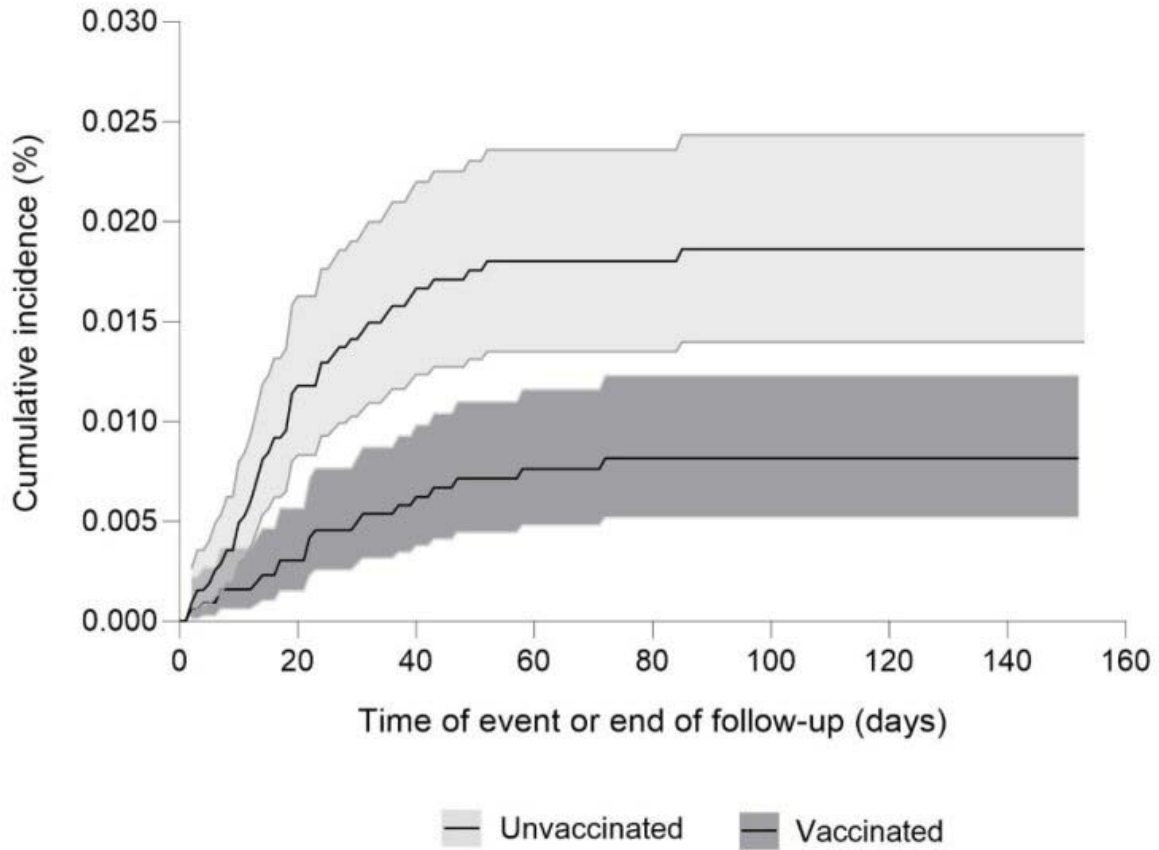


Figure 4. Estimates of vaccine effectiveness of one dose of MVA-BN between June 12, 2022 and November 26, 2022 in Ontario, Canada, primary and sensitivity analyses. MVA-BN denotes Modified Vaccinia Ankara - Bavarian Nordic, STI sexually transmitted infection.

