

1 **Glaucoma medication adherence and associated factors**
2 **among adult glaucoma patients in Ethiopia: A systematic**
3 **review and meta-analysis**

4 Kibruyisfaw Weldeab Abore^{1*}, Estifanos Bekele Fole², Mahlet Tesfaye Abebe², Natnael Fikadu
5 Tekle³, Robel Bayou Tilahun³, Fraol Daba Chinkey⁴, Michael Teklehaimanot Abera⁵

6

7 ¹Department of Pediatrics, Yirgalem Hospital Medical College, Yirgalem, Sidama, Ethiopia

8 ²Department of Medicine, Yirgalem Hospital Medical College, Yirgalem, Sidama, Ethiopia

9 ³Long term care department, Burjeel Medical City, Abu Dhabi, United Arab Emirates

10 ⁴Bin Haider Healthcare Center, Dubai, United Arab Emirates

11 ⁵ Department of radiology, College of Health Sciences, Addis Ababa University, Addis Ababa,
12 Ethiopia

13

14

15 *Corresponding author:

16 Kibruyisfaw Weldeab Abore (Kibruyisfaww@gmail.com)

17

20 **Abstract**

21 **Background:** Glaucoma medications are one important pillar of glaucoma management to
22 control intraocular pressure. If left uncontrolled, intraocular pressure causes progressive visual
23 loss and blindness. Thus, adherence to glaucoma medication is vital to prevent optic nerve
24 damage and its consequences. This study was conducted to systematically summarize the
25 magnitude of glaucoma medication adherence and the associated factors among adults with
26 glaucoma in Ethiopia.

27 **Methods:** Database Searches to identify research articles was conducted on PubMed,
28 EMBASE, Cochrane, AJOL, SCOPUS, and Google scholar without restriction on the date of
29 publication. Data extraction was done using a data extraction Excel sheet. Analysis was
30 performed using STATA version 16. Heterogeneity was assessed using I^2 statistics. Pooled
31 prevalence and pooled odds ratio with a 95% confidence interval using a random effect model
32 were computed.

33 **Result:** We included 6 studies with a total of 2101 participants for the meta-analysis. The
34 magnitude of adherence to glaucoma medication was found to be 49.46% (95% CI [41.27-
35 57.66]). Urban residence (OR=1.89, 95% CI; 1.29-2.49), normal visual acuity (OR=2.82, 95%
36 CI; 0.85-4.80, P=0.01), and payment means for medication (OR=0.22, 95% CI; 0.09-0.34) were
37 found to be statistically significant predictors of adherence.

38 **Conclusion:** The magnitude of glaucoma medication adherence is lower than expected. Place
39 of residence, visual acuity, and payment means had statistically significant associations with

- 40 glaucoma medication adherence. Tailored health education on medication adherence and
- 41 subsidization of glaucoma medication is recommended.

42 **Introduction**

43 Glaucoma is a preventable cause of blindness which primarily is the disease of the optic nerve
44 [1]. Globally, it is estimated to affect around 80 million individuals and cause blindness in 3.6
45 million individuals [2, 3]. Previous studies have shown that there are various risk factors to
46 develop glaucoma. High intraocular pressure is a modifiable risk factor which is a target of
47 treatment among glaucoma patients [4]. Currently available treatment modalities that include
48 medical, surgical, and laser therapy are all primarily designed to lower the IOP [5].

49 Successful medical treatment of patients with glaucoma is contingent upon the adherence of the
50 patients to the prescribed medication [6, 7]. Adherence is defined as the degree to which the
51 patient takes the prescribed medication according to the prescription given by a health
52 professional [6]. Adherence to glaucoma medication has been shown to decrease the progressive
53 visual field loss and subsequent loss of vision among glaucoma patients [8, 9].

54 Although it is highly unreliable and prone to bias, self-reporting is the most commonly used
55 method of assessing adherence [10, 11]. Previous studies done in different parts of the world
56 have reported a highly variable level of non-adherence ranging from 5% to 80% [12].
57 Furthermore, Studies done in Ethiopia have also reported level of adherence ranging from 32.5%
58 [13] to 61.4% [14]. Some of the factors associated with adherence to glaucoma medication
59 include sociodemographic factors, poor understanding of the disease and its course, baseline line
60 clinical condition, and medication related factors such as dosing, side effects, and costs of
61 medication [15-19].

62 The magnitude of adherence and the factors affecting it reported in studies conducted in Ethiopia
63 varies greatly. Therefore, this study aims to synthesize the pooled overall magnitude of glaucoma
64 medication adherence and its associated factors among adult glaucoma patients in Ethiopia.

65 **Methods and materials**

66 **Study design and Study setting**

67 A systematic review and meta-analysis were done to assess the magnitude of glaucoma
68 medication adherence and associated factors among adult glaucoma patients in Ethiopia. The
69 protocol for the systematic review was registered on PROSPERO (Registration number:
70 CRD42023449004).

71 **Search strategy**

72 A comprehensive and systematic search of articles from PubMed, EMBASE, Cochrane, AJOL,
73 SCOPUS, and Google scholar databases was made using the search terms ((“anti-glaucoma” OR
74 "glaucoma medication" OR "glaucoma drug" OR “topical anti-glaucoma”) AND (adherence OR
75 compliance)) AND ("Ethiopia"). The full PubMed search was ("anti-glaucoma"[All Fields] OR
76 "glaucoma medication"[All Fields] OR "glaucoma drug"[All Fields] OR "topical anti-
77 glaucoma"[All Fields]) AND ("adherence"[All Fields] OR "adhere"[All Fields] OR
78 "adhered"[All Fields] OR "adherence"[All Fields] OR "adherences"[All Fields] OR
79 "adherent"[All Fields] OR "adherents"[All Fields] OR "adherer"[All Fields] OR "adherers"[All
80 Fields] OR "adheres"[All Fields] OR "adhering"[All Fields] OR ("compliances"[All Fields] OR
81 "patient compliance"[MeSH Terms] OR ("patient"[All Fields] AND "compliance"[All Fields])
82 OR "patient compliance"[All Fields] OR "compliance"[All Fields] OR "compliance"[MeSH
83 Terms])) AND "Ethiopia"[All Fields]. The search was made up to September 2023 with
84 restriction to only articles published in English. The Preferred Reporting Items for Systematic

85 reviews and Meta-Analyses (PRISMA) guideline [20] was used to document and report the steps
86 of study selection.

87 **Eligibility criteria**

88 **Inclusion criteria**

89 This review included studies (cross-sectional, cohort, and case-control studies) that evaluated
90 glaucoma medication adherence and/or its associated factors among adults in Ethiopia with no
91 restriction on the year of publication of the study.

92 **Exclusion criteria**

93 Studies conducted outside of Ethiopia and studies which are not published in English language
94 were excluded from the study.

95 **Quality appraisal**

96 Quality assessment of the included studies was done using the Newcastle-Ottawa scale (NOS) by
97 three reviewers independently [21]. It assesses bias in 3 domains namely selection,
98 comparability, and outcome domains. Those with a grade of less than 7 were assessed as poor
99 and those with greater than or equal to 7 were assessed as having good quality. Disagreement in
100 scoring between reviewers was settled by discussion with the help of a fourth reviewer.

101 **Data extraction**

102 Two reviewers searched databases and applied the eligibility criteria independently to select
103 studies. Covidence was used to manage articles. Examination of the selected studies against the

104 eligibility criteria was done by two reviewers. Data extraction from selected studies was done by
105 two reviewers independently and examination of the extracted data was done by a third reviewer.
106 Differences between the reviewers were resolved through discussion and when agreement was
107 not reached a third reviewer was involved to mediate. A pre-prepared EXCEL data extraction
108 sheet was utilized to extract data from included studies which included the name of the primary
109 author, region of the country, year of publication, study design, sample size, magnitude of
110 adherence to anti-glaucoma medication, and risk factors with the corresponding measure of
111 effect .

112 **Data analysis**

113 Data was exported from Excel to STATA v.16 for analysis. Pooled magnitude of adherence and
114 pooled odds ratio with a 95% confidence interval was computed using random effect model with
115 the DerSimonian-Laird method and presented using a forest plot. To calculate the pooled odds
116 ratio, we included variables which were reported as a statistically significant variable in at least
117 two studies. Heterogeneity was assessed using I^2 statistics and meta-regression was done to
118 identify potential sources of heterogeneity. Furthermore, subgroup analysis was conducted based
119 on the method of adherence ascertainment used by the studies. Publication bias was assessed
120 using funnel plot and Eggers test.

121

122

123 **Result**

124 **Search results**

125 After searching various databases, we were able to retrieve a total of 172 articles. We removed
126 20 articles due to duplication and 144 articles were excluded after reviewing the title and
127 abstract. After a full article review, 6 studies reporting wrong outcomes were excluded. In
128 addition, 1 study with a full article not retrievable and 1 study done in a similar hospital as the
129 study included in the final review were excluded from the review. A total of 6 Articles were
130 considered for full article review against the eligibility criteria and included in the final review.
131 (Fig 1)

132 **Fig 1. PRISMA study selection flow for systematic review and meta-analysis of Glaucoma**
133 **medication adherence and associated factors among adults in Ethiopia.**

134 **Study characteristics**

135 All of the included primary studies used a cross-sectional study design. Of the studies, 1 was
136 done in Sidama region [22], 1 in Addis Ababa [23], 1 study done in Oromia region [13], and 3
137 studies were done in Amhara region [14, 24, 25]. The studies were published between 2015 and
138 2023 and included a sample size ranging from 200 [13] to 410 [22] individuals. The total number
139 of participants included in the review was 2101. Regarding the method of ascertainment of
140 adherence, all of the included studies used self-reporting by the patient to declare adherence. Of
141 the studies, 4 of them used a tool designed by the authors for the study [13, 14, 22, 24] while 2
142 studies used the Morisky medication adherence scale-8 [23, 25]. All included studies had good
143 quality based on NOS score.

144 **Table 1. Study characteristics of included studies on Glaucoma medication adherence and**
 145 **associated factors among adult glaucoma patients in Ethiopia**

Authors	Year of publication	Region	Study design	SS	NOS score	Adherence (95% CI)
Melaku M. Et al[22]	2023	Sidama	Cross-sectional	410	7	53.9% (48.8-58.5)
Birhanie et al[25]	2022	Amhara	Cross-sectional	382	8	49.5% (44.4-54.5)
Assem et al[24]	2020	Amhara	Cross-sectional	390	7	56.2% (51-62)
Anbesse et al[14]	2018	Amhara	Cross-sectional	360	7	61.4% (56.1-66.7)
Mehari T. et al[23]	2016	Addis Ababa	Cross-sectional	359	7	42.6% (37.38-47.83)
Tamrat et al[13]	2015	Oromia	Cross-sectional	200	7	32.5%(25.8-39.2)

146 SS; sample size, NOS; Newcastle Ottawa score

147 **Magnitude of glaucoma medication adherence**

148 We used 6 studies with a total of 2101 participants to estimate the pooled prevalence of
 149 magnitude of glaucoma medication adherence. There was a statistically significant high
 150 heterogeneity among studies based on I^2 ($I^2=92.82\%$) and a random effect model with the
 151 DerSimonian-Laird method was used to determine the pooled magnitude. The magnitude of
 152 adherence among adult glaucoma patients was found to be 49.46% (95% CI; 41.27-57.66) (**Fig**
 153 **2**). To explore potential sources of heterogeneity, meta-regression was done using sample size
 154 and publication year as covariates and both had no effect on the heterogeneity (**Table 2**). Sub-
 155 group analysis was done based on the method used to classify adherence. The pooled magnitude
 156 of adherence for studies that used a tool prepared by the author was found to be 51.13% (95%

157 CI; 38.83-63.43) and for studies that used the MMAS-8 it was found to be 46.08% (95% CI;
158 39.32-52.85) (Fig 3).

159 **Fig 2. Forrest plot for the pooled magnitude of adherence to glaucoma medication among**
160 **adult glaucoma patients in Ethiopia**

161 **Table 2. Meta-regression analysis of factors affecting between-study heterogeneity.**

Source	Coefficient	Std. error	p-value
Sample size	.109635	0.076137	0.15
Publication year	-0.04151	1.763183	0.981

162

163 **Fig 3. Forrest plot for the pooled magnitude of adherence to glaucoma medication among**
164 **adult glaucoma patients based on the method of adherence classification used**

165 **Publication bias**

166 Publication bias was assessed using a funnel plot and Eggers test ($p=0.0596$) which revealed
167 there was no publication bias (Fig 4).

168 **Fig 4. Funnel plot assessing publication bias of the magnitude of glaucoma medication**
169 **adherence among adult glaucoma patients in Ethiopia**

170 **Factors associated with glaucoma medication adherence**

171 We included variables that were significantly associated with adherence in at least two or more
172 of the studies.

173 **Association between place of residence and glaucoma medication adherence**

174 We used three studies with 1160 participants [14, 22, 24] to assess the association between place
175 of residence and adherence. The odds of adherence to glaucoma medication was found to be 1.89
176 times higher among urban residents than rural residents (OR=1.89, 95% CI; 1.29-2.49). **(Fig 5)**

177 **Fig 5. Association between place of residence and glaucoma medication adherence**

178 **Association between visual acuity and glaucoma medication adherence**

179 We used three studies with 1160 participants [14, 22, 24] to assess the association between visual
180 acuity and adherence. The odds of adherence to glaucoma medication was found to be 2.82 times
181 higher among patients with normal visual acuity than those with affected visual acuity
182 (OR=2.82, 95% CI; 0.85-4.80, P=0.01). **(Fig 6)**

183 **Fig 6. Association between visual acuity and glaucoma medication adherence**

184 **Association between means of payment and glaucoma medication adherence**

185 We used two studies to examine the association between means of payment for medication and
186 adherence with a total of 719 study participants [14, 23]. It was found that those who pay for the
187 glaucoma medication themselves had 78% lower odds of adherence to glaucoma medication than
188 those who are sponsored (OR=0.22, 95%CI; 0.09-0.34). **(Fig 7)**

189 **Fig 7. Association between means of payment and glaucoma medication adherence**

190

191

192 **Discussion**

193 A systematic review and meta-analysis were done to determine the magnitude of glaucoma
194 medication adherence and factors associated with it among adult glaucoma patients. It was found
195 that less than half of glaucoma patients (49.46%) adhered to the prescribed medication. This
196 finding is comparable with a study done in Ghana (48.5%) [26], Egypt (46.4%) [27], and higher
197 than reported in Togo (10%) [28] and Iran (34.6%) [17]. However, it is lower than studies
198 conducted in Benin (53%) [29], Israel (71%)[30], Saudi Arabia (72.6%) [31], and Korea
199 (72.6%)[32]. This variation could be due to differences in socioeconomic profiles, differences in
200 the health systems and health insurance coverage of the countries, differences in definition and
201 method of ascertainment of adherence as well as variation in sample size.

202 In this study, it was found that those residing in urban areas had 1.89 times higher odds of
203 adherence than those residing in rural areas. A study done in Iran in 2015 had also reported a
204 statistically significant association between place of residence and medication adherence [17].
205 This could be due to the differences in access to health care and health related information and
206 differences in access to health services like pharmacies for medication refill.

207 Furthermore, those with normal vision had 2.82 times higher odds of adherence to glaucoma
208 medication compared to those with affected vision. This could be related to the dissatisfaction
209 with the lack of change in the disease among those with affected visual acuity [17, 30].
210 Additionally, those who have impaired visual acuity are highly likely to be dependent for their
211 day to day activities including application of the medication, purchasing medication, and going
212 to health facilities for follow-up. A study done in Israel had also shown that there is a

213 statistically significant association between functional dependence and glaucoma medication
214 adherence ($p=0.005$)[30].

215 Those who paid for the medication by themselves had 78% lower odds of adherence than those
216 who were sponsored for their medication. This finding is in comparative agreement with studies
217 done in Nigeria [33], Ghana [34], and Romania[35] that reported the cost of the medication as a
218 significant barrier to glaucoma medication adherence. The finding could be attributed to the long
219 course of treatment, the high cost of glaucoma medication coupled with the poor socioeconomic
220 status of Ethiopian community. This effect could be more pronounced among those who are on
221 multiple glaucoma medications [17, 27] and those with comorbidities taking other medications.

222 **Limitation**

223 This study is affected by recall bias and desirability bias inherent to the primary studies that used
224 a self-reporting method of adherence ascertainment. This could potentially lead to overestimation
225 of adherence to medication. Moreover, only 4 out of the 12 regions of Ethiopia are represented in
226 the study which makes the finding less generalizable to Ethiopia.

227 **Conclusion**

228 The magnitude of adherence to glaucoma medication adherence is low among adult glaucoma
229 patients in Ethiopia. Area of residence, visual acuity, and means of payment had a statistically
230 significant association with glaucoma medication adherence. Tailored health education to those
231 coming from rural areas and those with affected visual acuity regarding glaucoma and drug
232 adherence is recommended. Additionally, availing glaucoma medication at a subsidized price to
233 those who cannot afford to buy medication and expanding community health insurance is

234 recommended. We also recommend further studies using objective methods of assessment of
235 adherence to be done.

236

237

238

239

240 **References**

- 241 1. AAO. https://eyewiki.aao.org/Primary_Open-Angle_Glaucoma 2023 [cited 2023 26-09].
242 Available from: https://eyewiki.aao.org/Primary_Open-Angle_Glaucoma.
- 243 2. Steinmetz JD, Bourne RR, Briant PS, Flaxman SR, Taylor HR, Jonas JB, et al. Causes of blindness
244 and vision impairment in 2020 and trends over 30 years, and prevalence of avoidable blindness in
245 relation to VISION 2020: the Right to Sight: an analysis for the Global Burden of Disease Study. The
246 Lancet Global Health. 2021;9(2):e144-e60.
- 247 3. Zhang N, Wang J, Li Y, Jiang B. Prevalence of primary open angle glaucoma in the last 20 years: a
248 meta-analysis and systematic review. Scientific Reports. 2021;11(1):13762.
- 249 4. The Advanced Glaucoma Intervention Study (AGIS): 7. The relationship between control of
250 intraocular pressure and visual field deterioration.The AGIS Investigators. Am J Ophthalmol.
251 2000;130(4):429-40.
- 252 5. Conlon R, Saheb H, Ahmed IIK. Glaucoma treatment trends: a review. Canadian Journal of
253 Ophthalmology. 2017;52(1):114-24.
- 254 6. Robin AL, Muir KW. Medication adherence in patients with ocular hypertension or glaucoma.
255 Expert Review of Ophthalmology. 2019;14(4-5):199-210.
- 256 7. Sleath B, Blalock S, Covert D, Stone JL, Skinner AC, Muir K, et al. The Relationship between
257 Glaucoma Medication Adherence, Eye Drop Technique, and Visual Field Defect Severity. Ophthalmology.
258 2011;118(12):2398-402.
- 259 8. Newman-Casey PA, Niziol LM, Gillespie BW, Janz NK, Lichter PR, Musch DC. The association
260 between medication adherence and visual field progression in the Collaborative Initial Glaucoma
261 Treatment Study. Ophthalmology. 2020;127(4):477-83.
- 262 9. Shu YH, Wu J, Luong T, Mattox C, Fang EN, Lee BL, et al. Topical Medication Adherence and
263 Visual Field Progression in Open-angle Glaucoma: Analysis of a Large US Health Care System. J
264 Glaucoma. 2021;30(12):1047-55.
- 265 10. Schwartz GF, Quigley HA. Adherence and Persistence with Glaucoma Therapy. Survey of
266 Ophthalmology. 2008;53(6, Supplement):S57-S68.

- 267 11. Sayner R, Carpenter DM, Blalock SJ, Robin AL, Muir KW, Hartnett ME, et al. Accuracy of Patient-
268 reported Adherence to Glaucoma Medications on a Visual Analog Scale Compared With Electronic
269 Monitors. *Clinical Therapeutics*. 2015;37(9):1975-85.
- 270 12. Olthoff CM, Schouten JS, van de Borne BW, Webers CA. Noncompliance with ocular hypotensive
271 treatment in patients with glaucoma or ocular hypertension: an evidence-based review. *Ophthalmology*.
272 2005;112(6):953-61. e7.
- 273 13. Tamrat L, Gessesse GW, Gelaw Y. Adherence to topical glaucoma medications in Ethiopian
274 patients. *Middle East Afr J Ophthalmol*. 2015;22(1):59-63.
- 275 14. Anbesse DH, Yibekal BT, Assefa NL. Adherence to topical glaucoma medications and associated
276 factors in Gondar University Hospital Tertiary Eye Care Center, northwest Ethiopia. *Eur J Ophthalmol*.
277 2019;29(2):189-95.
- 278 15. Dreer LE, Girkin C, Mansberger SL. Determinants of medication adherence to topical glaucoma
279 therapy. *J Glaucoma*. 2012;21(4):234-40.
- 280 16. Tsai JC, McClure CA, Ramos SE, Schlundt DG, Pichert JW. Compliance barriers in glaucoma: a
281 systematic classification. *Journal of glaucoma*. 2003;12(5):393-8.
- 282 17. Movahedinejad T, Adib-Hajbaghery M. Adherence to treatment in patients with open-angle
283 glaucoma and its related factors. *Electronic physician*. 2016;8(9):2954.
- 284 18. Salman M, Andrews C, Heisler M, Darnley-Fisch D, Newman-Casey PA. Psychosocial Predictors of
285 Glaucoma Medication Adherence Among the Support, Educate, Empower (SEE) Personalized Glaucoma
286 Coaching Pilot Study Participants. *American Journal of Ophthalmology*. 2020;216:207-18.
- 287 19. Moore SG, Richter G, Modjtahedi BS. Factors Affecting Glaucoma Medication Adherence and
288 Interventions to Improve Adherence: A Narrative Review. *Ophthalmology and Therapy*. 2023.
- 289 20. Haddaway NR, Page MJ, Pritchard CC, McGuinness LA. PRISMA2020: An R package and Shiny
290 app for producing PRISMA 2020-compliant flow diagrams, with interactivity for optimised digital
291 transparency and Open Synthesis. *Campbell Systematic Reviews*. 2022;18(2):e1230.
- 292 21. Modesti PA, Reboldi G, Cappuccio FP, Agyemang C, Remuzzi G, Rapi S, et al. Panethnic
293 differences in blood pressure in Europe: a systematic review and meta-analysis. *PloS one*.
294 2016;11(1):e0147601.
- 295 22. Melaku MW, Yibekal BT, Demilew KZ. Adherence to topical anti-glaucoma medications in
296 Sidama regional state, Southern Ethiopia. *Plos one*. 2023;18(4):e0284200.
- 297 23. Mehari T, Giorgis AT, Shibeshi W. Level of adherence to ocular hypotensive agents and its
298 determinant factors among glaucoma patients in Menelik II Referral Hospital, Ethiopia. *BMC*
299 *Ophthalmol*. 2016;16:131.
- 300 24. Assem AS, Fekadu SA, Yigzaw AA, Nigussie ZM, Achamyeleh AA. Level of Glaucoma Drug
301 Adherence and Its Associated Factors Among Adult Glaucoma Patients Attending Felege Hiwot
302 Specialized Hospital, Bahir Dar City, Northwest Ethiopia. *Clin Optom (Auckl)*. 2020;12:189-97.
- 303 25. Birhanie SA, Getie GA, Tesfa M, Mulugeta H, Gedfew M, Mekete YS, et al. Treatment adherence
304 and associated factors among glaucoma patients attending Ophthalmic units of referral hospitals in
305 North West Ethiopia, 2019. *Frontiers in Ophthalmology*. 2022;2:985893.
- 306 26. Kyei S, Kwao E, Mashige PK, Listowell Abu S, Racette L. Adherence to Ocular Hypotensive
307 Medication in Patients With Primary Open Angle Glaucoma in Ghana. *Journal of Glaucoma*.
308 2023;32(9):777-82.
- 309 27. Abu Hussein NB, Eissa IM, Abdel-Kader AA. Analysis of factors affecting patients' compliance to
310 topical antiglaucoma medications in Egypt as a developing country model. *Journal of ophthalmology*.
311 2015;2015.
- 312 28. Santos MAK, Ayena DK, Kuaovi KR, Vonor K, Djagnikpo A, Balo KP. [Compliance with medical
313 treatment in primary open-angle glaucoma in Lomé]. *J Fr Ophtalmol*. 2016;39(5):459-66.

- 314 29. Tchabi S, Abouki C, Sounouvou I, Yèhouessi L, Doutetien C, Bassabi S. Survey of medical
315 treatment in primary open-angle glaucoma. *J Fr Ophtalmol*. 2011;34(9):624-8.
- 316 30. Cohen Castel O, Keinan-Boker L, Geyer O, Milman U, Karkabi K. Factors associated with
317 adherence to glaucoma pharmacotherapy in the primary care setting. *Family practice*. 2014;31(4):453-
318 61.
- 319 31. Shadid A, Alrashed W, Shihah AB, Alhomoud A, Alghamdi M, Alturki A, et al. Adherence to
320 medical treatment and its determinants among adult saudi glaucoma patients in riyadh city. *Cureus*.
321 2020;12(2).
- 322 32. Kim CY, Park KH, Ahn J, Ahn M-D, Cha SC, Kim HS, et al. Treatment patterns and medication
323 adherence of patients with glaucoma in South Korea. *British Journal of Ophthalmology*.
324 2017;101(6):801-7.
- 325 33. Abdull MM, Chandler C, Gilbert C. Glaucoma, “the silent thief of sight”: patients’ perspectives
326 and health seeking behaviour in Bauchi, northern Nigeria. *BMC Ophthalmology*. 2016;16(1):44.
- 327 34. Ocansey S, Kyei S, Diafo A, Darfor KN, Boadi-Kusi SB, Aglobitse PB. Cost of the medical
328 management and prescription pattern for primary open angle glaucoma (POAG) in Ghana—a
329 retrospective cross-sectional study from three referral facilities. *BMC health services research*.
330 2016;16(1):1-8.
- 331 35. Zaharia A-C, Dumitrescu O-M, Radu M, Rogoz R-E. Adherence to Therapy in Glaucoma
332 Treatment—A Review. *Journal of Personalized Medicine*. 2022;12(4):514.

333

334 **Supporting information**

335 **S1. PRISMA 2020 checklist**

336 **S2. Data set**

Identification

Records identified from:
Databases (n = 172)

Records removed before screening:
Duplicate records (n = 20)
Records marked as ineligible by automation tools (n = 0)
Records removed for other reasons (n = 0)

Screening

Records screened
(n = 152)

Records excluded
(n = 128)

Reports sought for retrieval
(n = 24)

Reports not retrieved
(n = 1)

Included

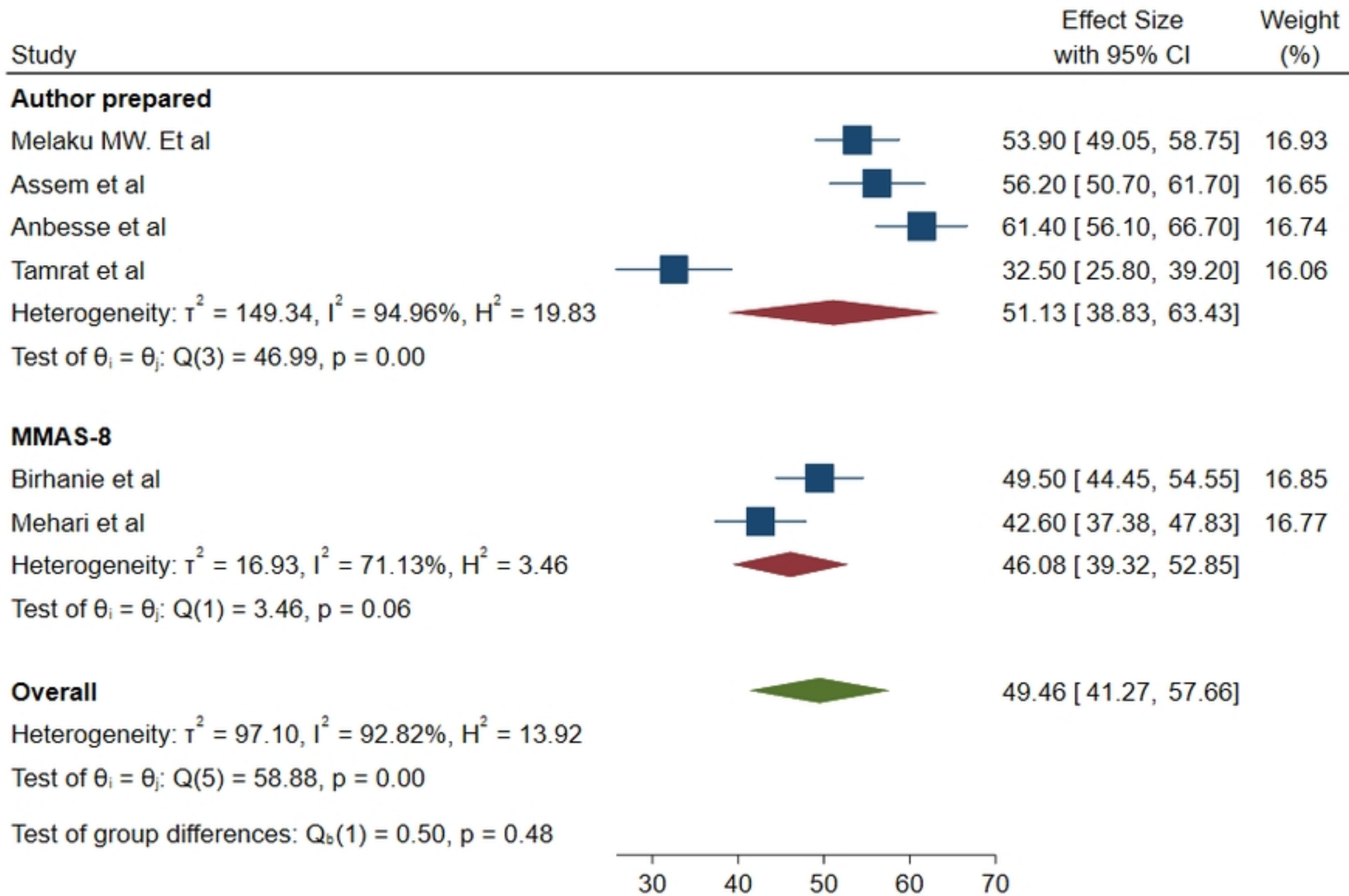
Reports assessed for eligibility
(n = 23)

Reports excluded:
Study done outside Ethiopia (n = 10)
Wrong outcome (n = 6)
similar study done in the same hospital (n = 1)

New studies included in review
(n = 6)
Reports of new included studies
(n = 0)

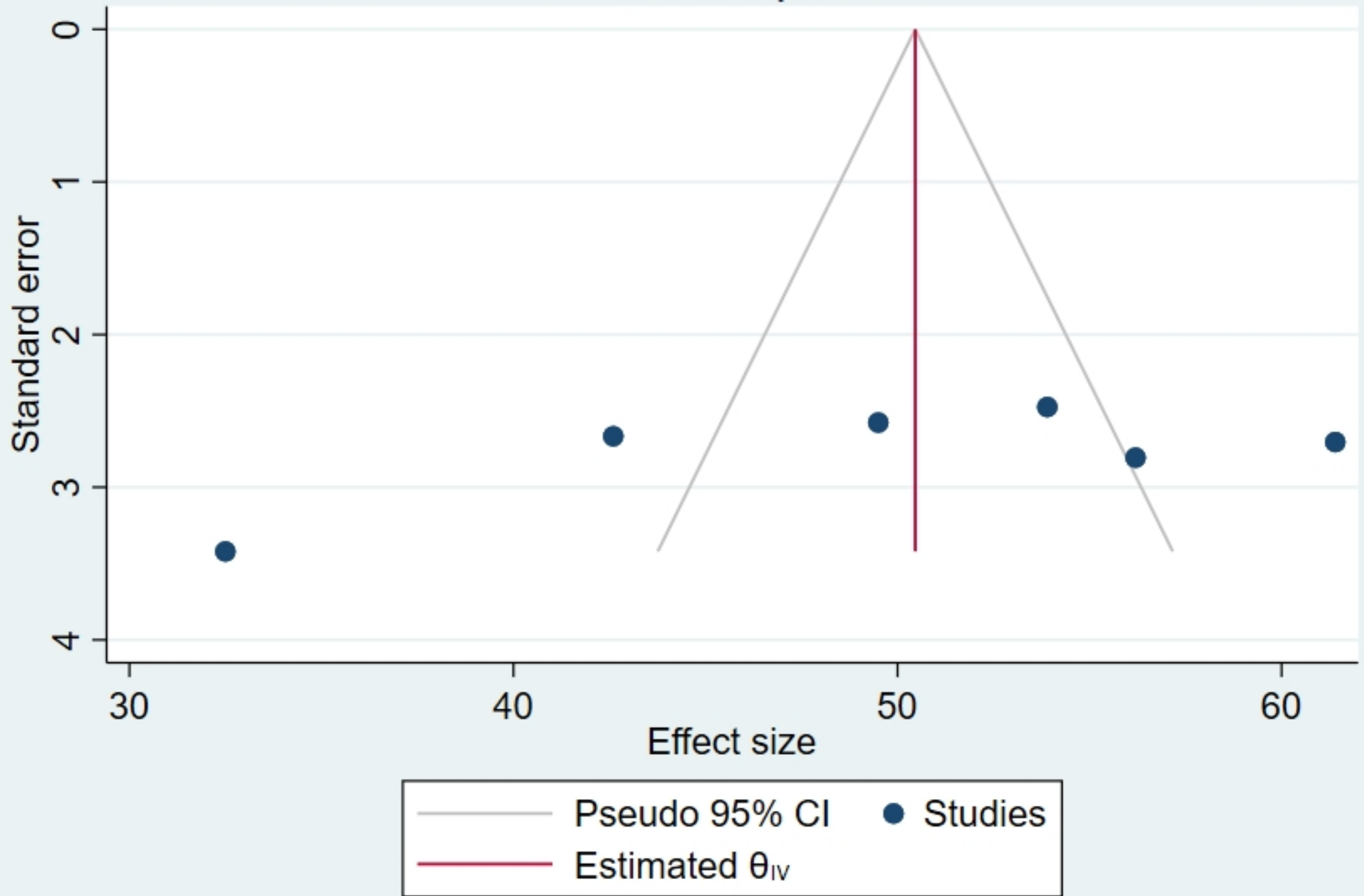
medRxiv preprint doi: <https://doi.org/10.1101/2023.10.05.23296590>; this version posted October 5, 2023. The copyright holder for this preprint (which was not certified by peer review) is the author/funder, who has granted medRxiv a license to display the preprint in perpetuity. It is made available under a [CC-BY 4.0 International license](https://creativecommons.org/licenses/by/4.0/).

PRISMA flow diagram

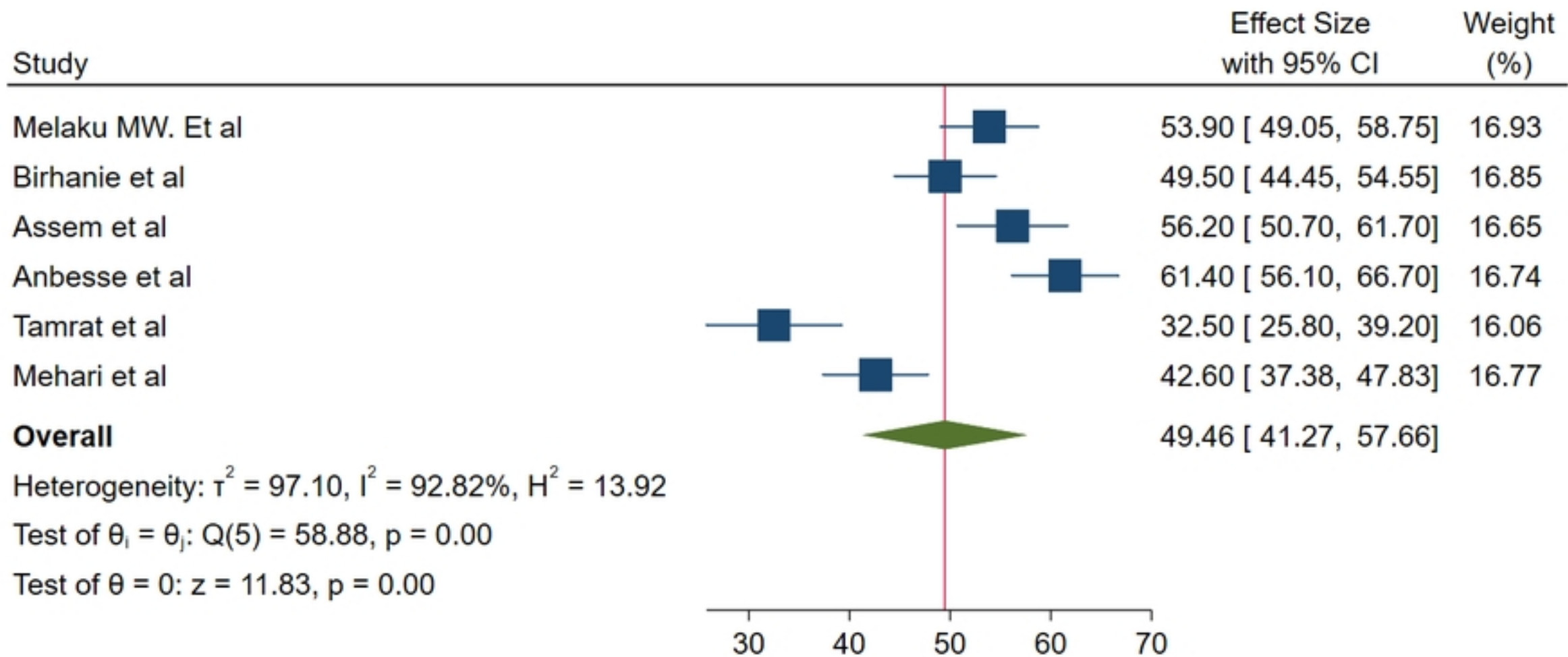


Figure

Funnel plot

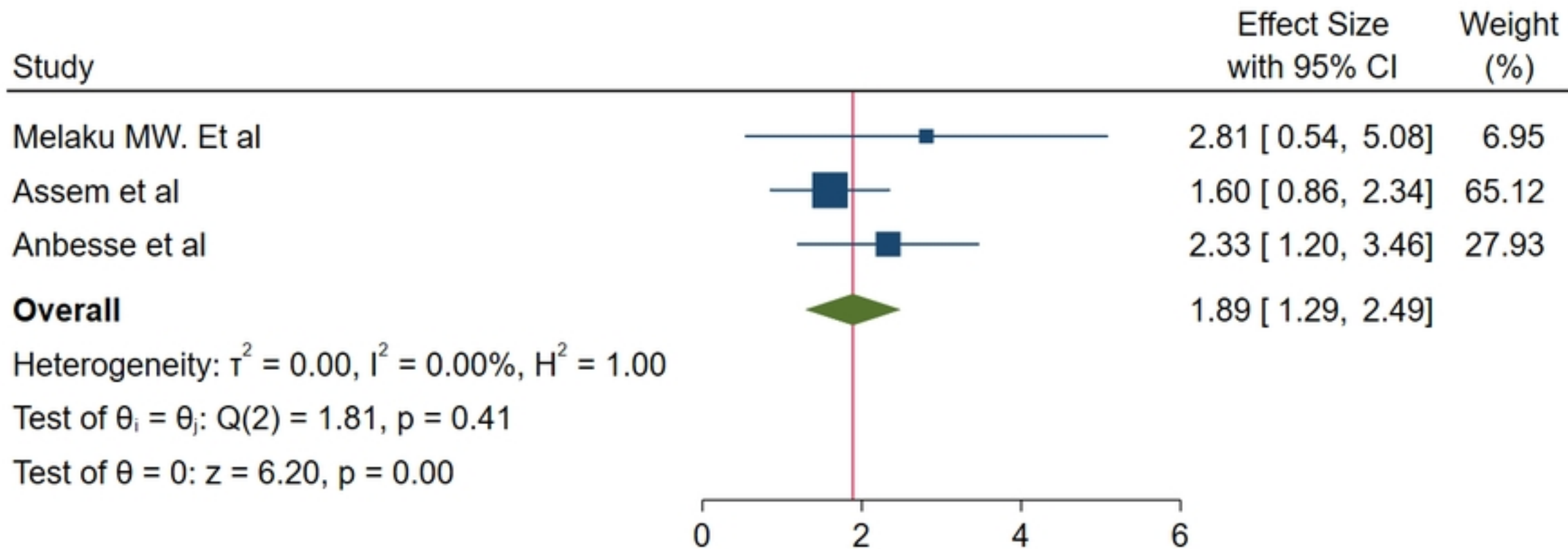


Figure

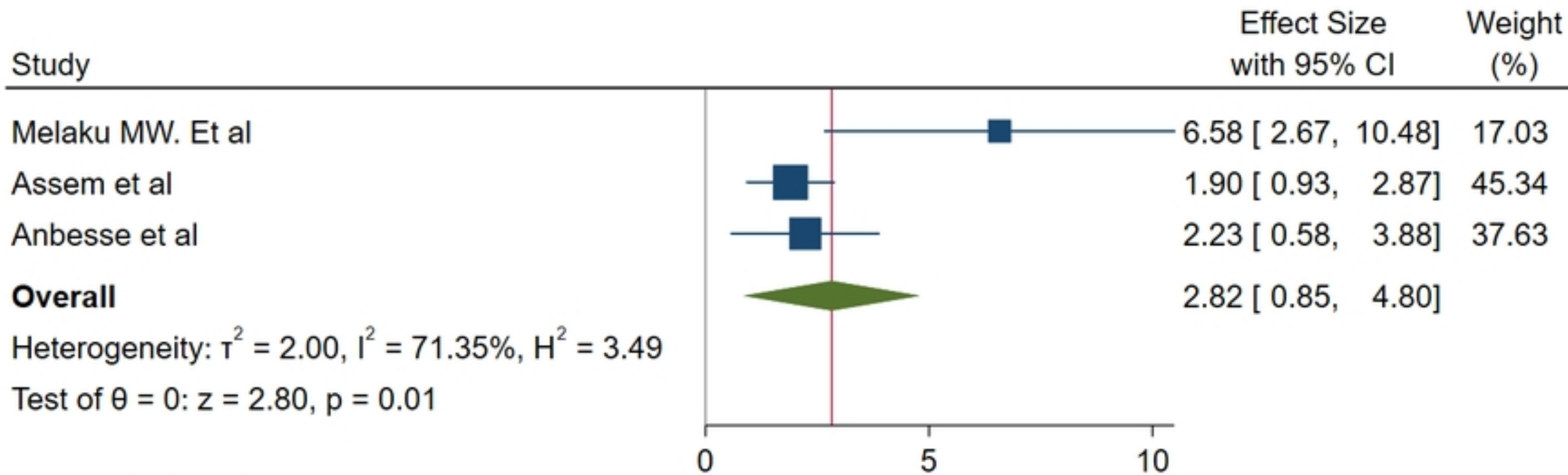


Random-effects REML model

Figure

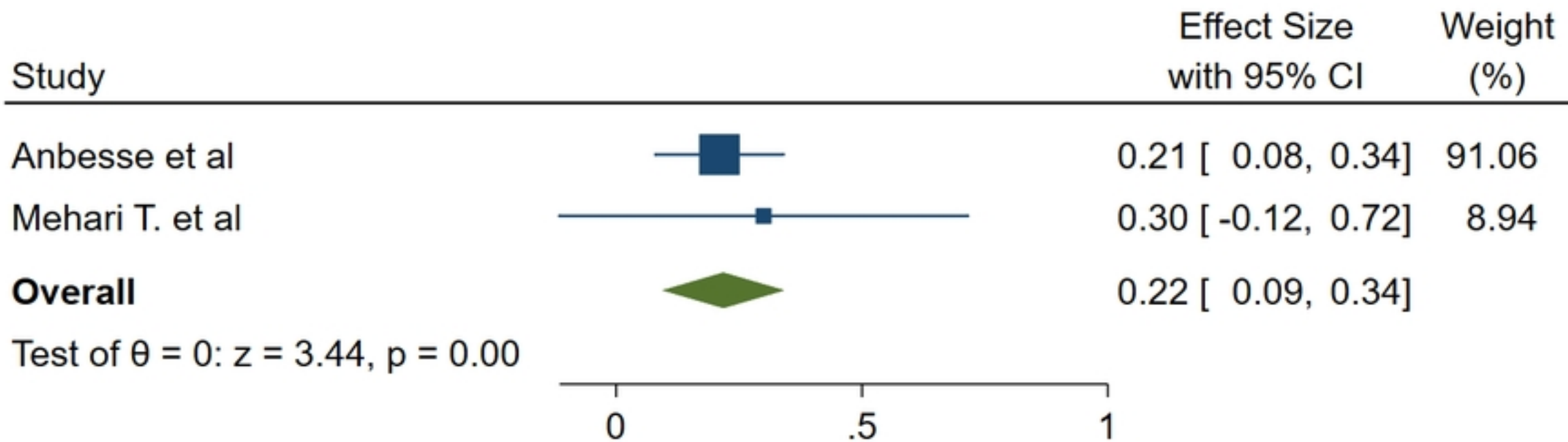


Figure



Random-effects REML model

Figure



Figure