

Evaluation of computer vision syndrome in the sample of students from the College of Medicine/University of Kerbala result of online learning with the isolation of COVID-19

Mahdy H AbuRagheif

Abstract

Background

A complex of vision problems related to stress the vision is experienced during the use of the computer or any digital device. Many of the visual problems that users report is just transient and go away after they stop using computers or other digital devices. Even after stopping their computer job, some people may still have diminished visual abilities, such as blurry distance vision.

Subject and Method

This is a cross-sectional study conducted at the University of Kerbala College of Medicine, which was completed between November 2021 and January 2022, to students of the College of Medicine given student questionnaires about the effects of long-time use of computers, laptops, and mobile phones.

Result

The cross-section studies with questionnaires to 460 students of the College of the Medicine/ University of Karbala, included these studies, we drew lines for the criteria to identify a computer vision syndrome from these associated ocular and extraocular symptoms and recorded a high prevalence of the Computer Vision syndrome reached 91.6%.

Keywords/ Computer, vision, syndrome, ocular, extraocular

Introduction

The development of the 21st century resulted in the educational sector of universities having a drastic change in the use of computers in learning. In addition, computers are used for watching movies, playing computer games, and online chatting. In early 2019 Iraq entered a political crisis in which enrollment in colleges and schools was prohibited, and after that came the COVID-19 crisis, which lasted for more than two years and continued. The method of teaching has become online in schools and universities through online teaching programs and social media. As a result of using mobile phones, iPads, and computers for long hours, recorded harm to students of the College of Medicine/University of Karbala other than infection with COVID-19, and in the last two years, the dependence on mobile and computer devices became largely due to the spread of COVID-19, which obligates many universities and schools to use audio-visual equipment for online learning and research work. This leads to complication of ocular and non-ocular signs and symptoms, the same as computer vision syndrome. This research explained this syndrome in students. (1, 5, 9). Prolonged use of computers and other digital electronic devices often leads to a group of symptoms and an increase in the number of patients complaining about ocular and non-ocular symptoms related to computer use. Eye-strain, tired eyes, irritation, burning sensations, redness of eyes, dry eyes, blurred, and double vision reported by the visual display unit users was termed "Computer Vision Syndrome" (2, 5, 8, 9)

Computer Vision Syndrome

A complex of vision problems related to stress the vision is experienced during the use of the computer, or any digital device " according to the American Optometric Association (3, 4). Many of the visual problems that users report are just transient and go away after they stop using computers or other digital devices. Even after stopping their computer job, some people may still have diminished visual abilities, such as blurry distance vision. If the root of the issue is not addressed, the symptoms will persist and may get worse with further usage of digital screens. (5,6) The degree to which people are affected by visual symptoms frequently relies on their level of visual ability and the length of time they spend staring at a digital screen. Inadequate eye focusing or eye coordination abilities, uncorrected vision issues like farsightedness and astigmatism, and aging eye changes like presbyopia can all lead to the emergence of visual discomfort when using a computer or digital screen device. (5, 6, 7, 8). Health issues with mobile phones include headaches, sleep disturbances, loss of concentration, short-term memory impairment, dizziness, burning skin, high blood pressure, glare from a digital screen, poor lighting, insufficient viewing distances, bad posture while seated, uncorrected vision issues, or a combination of these factors may be to

blame for these symptoms [2]. These problems reported by the visual display unit users were termed "computer vision syndrome"[8,11,13].

Risk factors

Multiple factors cause Computer vision syndrome; Numerous causes and treatment options have been identified in relation to symptoms. The course of treatment must be customized for each patient. To identify areas where our knowledge of the issue is lacking, nevertheless, a substantial body of research is still needed. In order to reduce productivity loss and morbidity from the condition, a specially created ocular inspection for computer users and concomitant counseling about the current best practices in computer use would go a long way., A few crucial elements in preventing or minimizing the symptoms of computer vision syndrome have to do with the computer and how it is used, including proper body alignment for computer use. This covers the ambient lighting, the comfort of the chair, the location of the reference materials, the placement of the monitor, and the use of breaks.

Sleep and circadian rhythm disturbance- The evening hours immediately before bedtime exposure to digital devices and computer screens [LED with low wavelength light in the blue region has been shown to reduce the evening increase of melatonin and tiredness. Additionally, it was discovered that such exposure led to disturbance in nighttime declarative memory and sustained attention performance. (17, 34). The nighttime changes in melatonin concentration and other physiological indications of human biological clocks are suppressed by bright displays. (18).

Duration of the computer work was directly associated to eye symptoms, and prolonged computer use tended to produce complaints that lingered even after the work was finished. (19, 20).

Symptoms of Computer Vision Syndrome

The most common symptom is eye fatigue: muscle around the eye, like any other, can get tired from continued use. Concentrating on a screen for extended periods can cause concentration difficulties and

headaches in the temple and eyes, the Adjectives of symptoms can be distributed into criteria to give the diagnosis of computer vision syndrome (6, 7, 8, 9, 10)

1. **Ophthalmic symptom:**

- A. Visual symptoms - Blurred vision, double vision, presbyopia, slowness of focus change, and Difficulty refocusing the eyes.
- B. Ocular - Internal symptoms- Eye strain, ache in the eye, ache around the eyes, tired eyes, and sore eyes.
- C. Ocular - External symptoms - Burning, dryness, redness, gritty sensation, tearing, and irritation (13, 14):.

2. **Musculoskeletal symptoms**// Computer workers are at risk of developing Work-related musculoskeletal disorders. These symptoms are well associated with improper placement of computer screens which leads to muscle sprain and include Neck pain, neck stiffness, Shoulder pain, and Backache (6, 7, 8, 9, 10, 11, 16).

3. **Psychosocial symptoms**// psychosocial stress, Fatigue, Dizziness, reduced attention span, poor behavior, irritability, headache, Vertigo // and these symptoms may be related to prolonging of computer use or as a result of exaggeration of Ophthalmic symptoms (1, 14, 15).

The aim of the study was to analyze the effects Mobile phones and computers have on eyesight quality in students of the College of Medicine/University of Karbala, who use gadgets for a long time in a day, and analyze the affected of these gadgets in distributed of the computer vision syndrome symptoms

Subject and Method

This is a cross-sectional study conducted at the University of Kerbala College of Medicine, which was completed between November 2021 and January 2022, to students of the College of Medicine given student questionnaires about the effects of long-time use of computers, laptops, and mobile phone, eyes and different parts of the body, the time spent to collect data was 3 months. The data were collected in the form of online and paper questionnaires. The questionnaire consists of questions about the type of electronic device used for the study, the amount of time spent in front of the device per day, power of eyeglasses if used, symptoms related to electronic devices, and awareness of students about protection techniques

Subject:

The study was conducted on 518 undergraduate students from, the College of Medicine, the University of Karbala with age 19-24 years, consent was taken from them, excluding the samples that did not meet our search criteria and that were about 58 students including the Exclusion criteria which are:

1. The person has an abnormality in vision and used a high degree of eye class more than the power of eyeglasses
2. Disease related to the eye and causes severe headaches as Astigmatism, history of myopia & hyperopia
3. Consumption of drugs that causing affected vision and causes severe headache

Method

We developed a questionnaire for our subjects, a questionnaire was designed for data collection. The questionnaire has nine subsections dealing with participants' precise medical history has been taking for each subject, which includes:

- 1) Identity of the shared subject: name, gender (male or female), date of birth, and grade of the class.
- 2) What is used in studies and how time use the laptop and mobile
- 3) Distance more than 50 cm and Using screen filters
- 4) Medical eyeglasses are used and Degrees of Medical eyeglasses are used
- 5) Any measures practiced to prevent eye problems
- 6) Headache
- 7) Burning sensation
- 8) Dry tired and sore eyes
- 9) Double vision and Blurred distance vision of eyes
- 10) Subject has Neck pain, neck stiffness, shoulder pain and Backache after a long time of use of this laptop and mobile

Criteria of Computer Vision Syndrome

Three groups of criteria (collection of signs and symptoms in each group), were created in this study required to diagnose the Computer Vision Syndrome, Three signs of these criteria meet and are recurrent in order to diagnose this syndrome, and two of these signs are related to Ophthalmic disturbance and sometimes need treatment, these groups are:

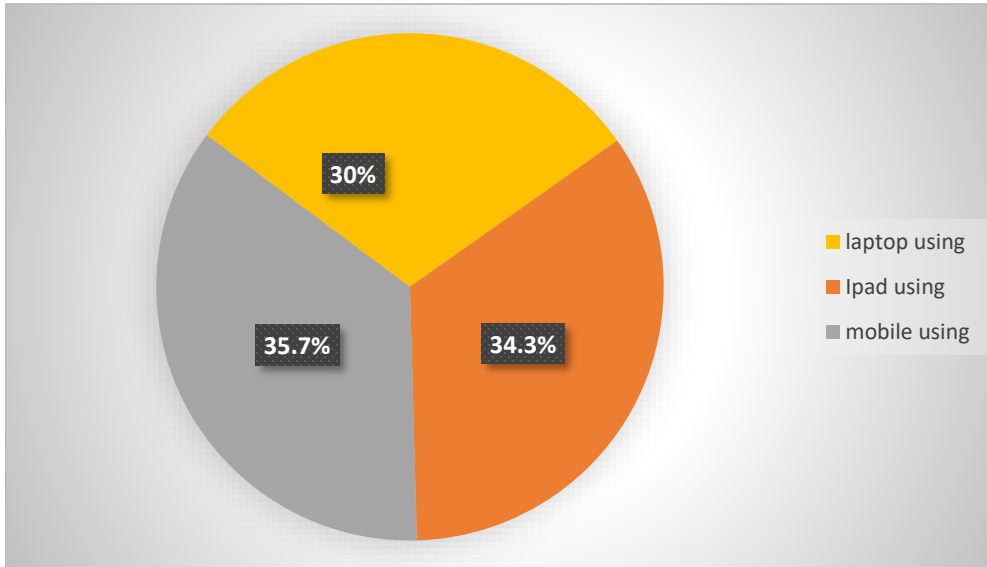
- 1) Group one// Ophthalmic symptoms
 - a. Visual symptoms
 - b. Internal Ocular symptoms
 - c. External Ocular symptoms
- 2) Group two// Musculoskeletal symptoms and headache
- 3) Groups three// Psychosocial symptoms

Statistical Analysis was done using Excel and Version 25 of the Statistical Package for the Social Sciences (SPSS). The differences between the groups were evaluated using the correlation and Crosstab to describe the link between the groups, and categorical data were expressed as numbers and percentages Ethical approva

Result

These cross-section studies do by 33 questions (questionnaires) to 518 students of the College of the Medicine/ University of Karbala, 460 were included in these studies and 58 were excluded according to the criteria recorded in the method. A total of 460 medical students were included in the study with a mean age of (22 ± 1.27). The number of females in this study was 346 students equal to 75.2% and the number of males in this study 114 students 24.8%), female with a male ratio of 3:1. Out of 460 students, 164 (35.7%) were using mobile, those were using iPad 158 (34.3%), were using laptops 138 (30%) explained in figure 1.

Figure1// instrument used by the student

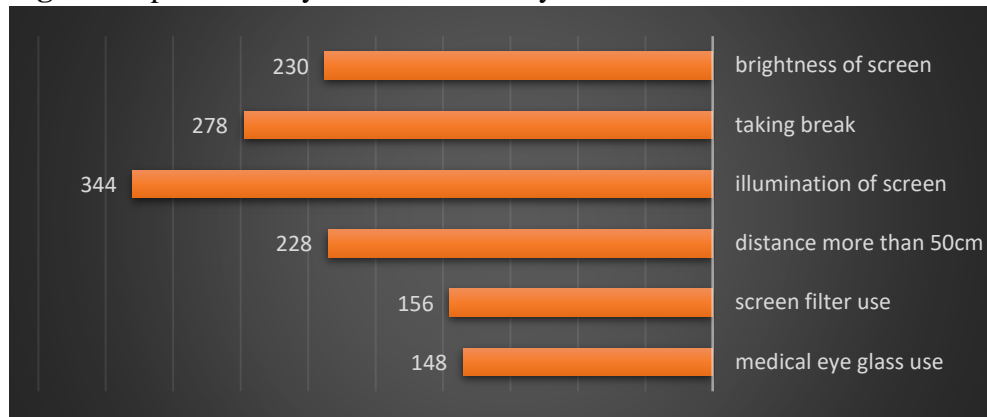


The duration of devices use per day for the majority of them was more than 8 hours. Of the students who have used devices from a distance of more than 50cm 228(49.6%) and 232 (50.4%) of them are less than 50cm. 148 (32.2%) of students were using eyeglasses, and the instruments used by students to protect the eyes are explained by the table1.

Table 1// the method used for the protective eye from the instrument.

Preventive measures		Frequency	Percent
Using screen filters	Yes	156	33.9 %
	No	304	66.1 %
Taking break	Yes	278	60.4 %
	No	182	39.6 %
Illumination of the room	Normal	344	74.8 %
	Abnormal	116	25.2 %
Brightness of screen	Normal	230	50.0 %
	Abnormal	230	50.0 %

Figure2: - protective eye methods used by students



The majority of students used the laptop or mobile for more than 8 hours. These cause a problem in vision, Computer vision syndrome prevalence among student participants in this study was 89.6%, of which 70% with the musculoskeletal symptom, the most common vision problem as the ocular symptom reported by the student explained in table 2, and figure 3, and the other problems related to muscular spasms and using devices explained in table 3, and figure 4.

Table 2//explains the percentage of symptoms related to vision

Type of ocular Symptoms	Total	Number of students with Symptoms related to eye							
		Mild		Moderate		Severe		Total	
		Number	Percent	Number	Percent	Number	Percent	Number	Percent
Blurred vision	460	105	22.83%	104	22.61%	29	6.3%	238	51.74%
burning sensation	460	150	32.61%	81	17.61%	39	8.48%	270	58.7%
Watery eyes and irritated eyes	460	178	38.7%	77	16.74%	23	5%	278	60.44%
Eye strain	460	104	22.61%	119	25.87%	47	10.22%	270	58.7%
Temporary Double vision	460	106	23.04%	37	8.04%	9	1.96%	152	33.04%
Difficulty in accommodation	460	93	20.22%	62	13.48%	35	7.6%	190	41.3%

Type of extraocular Symptoms	Total	Number of students with Symptom							
		Mild		Moderate		Severe		Total	
		Number	Percent	Number	Percent	Number	Percent	Number	Percent
backache	460	132	28.69%	72	15.65%	34	7.39%	238	51.74%
Shoulder pain	460	101	21.96%	40	8.7%	38	8.26%	179	38.9%
Headache	460	107	23.26%	134	29.13%	85	18.48%	326	70.87%
Neck pain	460	62	13.48%	75	16.3%	47	10.22%	184	40%
Neck stiffness	460	50	10.87%	43	9.35%	11	2.391%	104	22.61%

Table 3//explains the details of symptoms severity related to musculoskeletal and Extra-Ocular symptom

Type of Psychosocial Symptoms	Total		
		Number	Percent
Stress and Anxiety	460	122	26.52%
Fatigue,	460	101	21.96%
Dizziness and vertigo	460	71	15.43%
Reduced attention span	460	42	9.13%
Poor behavior	460	37	8.04%

Table 4// the Psychosocial symptoms distributed in students are explained in Table 4

Figure 3: explained the number of students with extraocular symptom

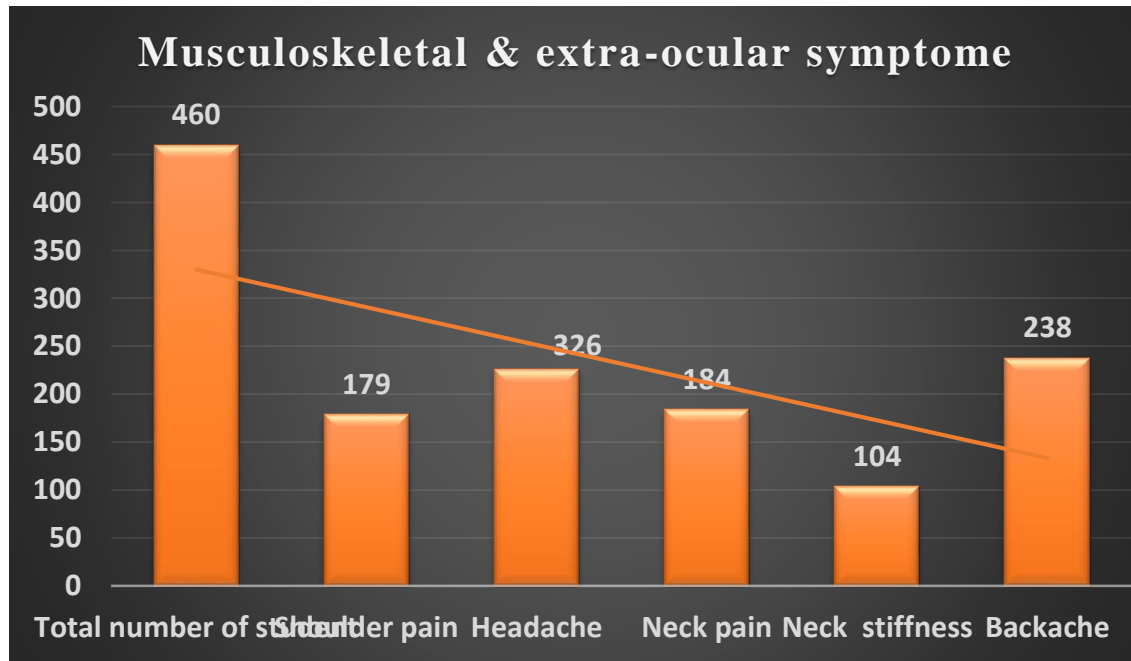
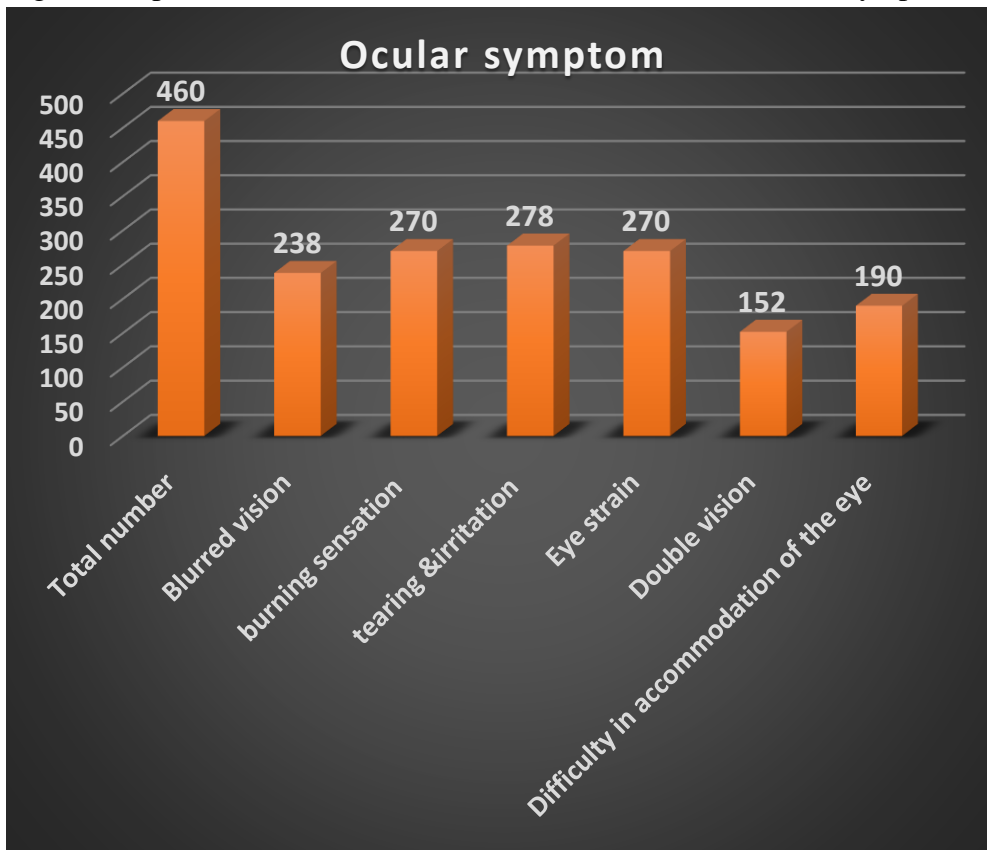


Figure 4 explained the number of students with ocular and visual symptom



To apply the criteria that were created we found 412 of 460 students (89.6% of students) have Computer Vision Syndrome of which 98 students (21.3%) present with the symptoms of all types of criteria recorded with different in severity, well the headache with ocular and visual symptoms in 128 students (27.83%) and backache with ocular and visual symptoms in 140 students (30.43%) and these percentage of the symptoms overlap with each other in some of the cases of students with computer vision syndrome and with other musculoskeletal symptoms.

The Cross tabulation between the tool used by the students' studies with it and the symptoms of computer vision syndrome in Table 4 and Table 5 explained there are no differences between using the mobile or computer in the number of students with symptoms and the degree of severity of these symptoms

Table 5// explained the cross-tabulation between the tool used by the students in studies and ocular symptoms

symptoms	Degree of severity	The tool used by the students			Total
		Computer and laptop	I Pad	Mobile	
Blurred vision	Severe	11	8	10	29
	Moderate	30	43	31	104
	Mild	32	30	43	105
	No blurred v	65	77	80	222
	Total	138	158	164	460
Eye strain	Severe	15	16	16	47
	Moderate	33	49	37	119
	Mild	26	28	50	104
	No eye strain	64	65	61	190
	Total	138	158	164	460
burning sensation	Severe	9	16	14	39
	Moderate	23	30	28	81
	Mild	50	47	53	150
	No burning	56	65	69	190
	Total	138	158	164	460

Table 6// explained the cross-tabulation between the tool used by the students in studies and extra-ocular symptoms

symptoms	Degree of severity	The tool used by the students			Total
		Computer and laptop	I Pad	Mobile	
Headache	Severe	22	34	29	85
	Moderate	42	40	52	134
	Mild	33	37	37	107
	No headache	41	47	46	134
	Total	138	158	164	460
Backache	Severe	11	12	11	34
	Moderate	24	20	28	72
	Mild	39	45	48	132
	No backache	64	81	77	222
	Total	138	158	164	460
Shoulder pain	Severe	11	17	10	38
	Moderate	11	19	10	40
	Mild	25	36	40	101
	No pain	91	86	104	281
	Total	138	158	164	460
Neck stiffness	Severe	1	6	4	11
	Moderate	7	20	16	43
	Mild	25	14	11	50
	No stiffness	105	118	133	356
	Total	138	158	164	460
Neck pain	Severe	13	17	17	47
	Moderate	23	24	28	75
	Mild	12	28	22	62
	No pain	90	89	97	276
	Total	138	158	164	460

Discussion

Midway through October, Iraq experienced a political crisis that resulted in a restriction on college and school enrollment, which was followed by the COVID-19 isolation, which lasted for more than two years and continued teaching, using method of online teaching in schools and universities through online teaching programs and social media has become the result of using mobile phones, iPads, and computers for long hours, and it recorded harm to students in the College of Medicine/University of Kerbala University in addition to covid-19 infection, such as computer vision syndrome. This explains the high prevalence of this syndrome among students, as the combined prevalence rate reached 91.6% compared to other research in other countries

did their research before the covid-19 (5, 22, 23, 24, 25, 26) and for certain research during the isolation, the percentage was significantly same percent (27, 28, 29)

Computer vision syndrome results by a person works long hours, uses a computer with an incorrect sitting posture, and does not considerably change the computer's brightness, Mild symptoms of computer vision syndrome might persist anywhere from a few minutes to several hours while using a computer. When there is a development in cases of severe ocular vision defects, it may be complicated to moderate symptoms that last while using the computer and go away after resting, as well as severe symptoms that require medical attention. Sometimes there is a development in cases of severe ocular vision lesions that leads to the use of lenses and the extraocular vision may be medication.

In this study, we drew lines for the criteria to identify a computer vision syndrome from these associated ocular and extraocular symptoms. in this criteria, the student has ophthalmic symptoms with extraocular symptoms. The ophthalmic symptom common symptoms related to CVS include visual and ocular symptoms, Eye strain, burning, blurred vision, and itchy eyes are the most typical visual issues mentioned in the study. Almost 58.7% of students had eye strain. A lower prevalence in Medical students in Chennai reported a lower frequency of 32.3%, whereas university students in Ajman, United Arab Emirates (UAE), and Jordan reported prevalence rates of 54.8% and 48.3%, respectively (22, 28, 30). Nearly 60.44 percent of our students complained of eye irritation. a lower prevalence recorded among medical students in Chennai, a decreased prevalence of eye irritation (17.4% and 13.9% redness) was noted [22]. While in Ajman, United Arab Emirate (UAE), over 48% of eye irritation cases were reported [30]. In our study, the percentage of Temporary double vision was 33.04%. The lower prevalence was reported in the UAE at 11.5% [30], and in Jordan, it was 18.3% [28]. About 51.71% of our students reported blurred distance vision and this was in accordance with a study done at Al-Aaliyah Amman University in Jordan reported 45.7% [28], in contrast to a study done among medical and engineering students in Chennai was 16.4% and 31.6% respectively [22]. while the prevalence rate of 24.8% was reported in the study that was done in UAE [30], and 48% in the Indian study (32). Difficulty in accommodation percent is 41.3%, This can be explained by the fact that accommodation is a dynamic process and that accommodation fatigue can result from keeping the eyes in a stationary position. By changing the user's focal point, the user can get relief from constant eye strain and monitor glare (31, 42) Visual fatigue results when the stress caused by these movements on the musculature of the eye exceeds the visual performance ability (10)

Extraocular symptoms may be related to/ or result from musculoskeletal spasms, and accompanied by other ocular symptoms, the most prevalent musculoskeletal symptom experienced by students with computer vision syndrome in this study was backache 51.73%. While reported shoulder pain 38.9% of students, 40% reported neck pain, and 22.61% expressed neck stiffness in contrast to a study done among medical and engineering students in Chennai 60% (22) and in Albania reported a high prevalence of shoulder pain and neck stiffness 81% (33). A study in Jamaica found that 75.1% of undergraduate university students suffered from neck pain and 65.5% from shoulder pain (35). The range is wide because musculoskeletal pain as backache, neck pain and in the shoulder area is influenced by a number of variables, including poor posture and prolonged computer use. But it should be highlighted that this survey shows the highest occurrence, showing the necessity to educate students on proper computer using the right habits.

Headache was the most common symptom reported, 70.87%, In contrast to a study that was done among medical and engineering students in Chennai, about 43.3% medical and 45% engineering were reported. Another study was done among university students in Ajman UAE. 53.3% (28), also similar percentage was reported among the university student population in Jordan 53% (30). A similar study in India found 82.1% of the study population reported suffering from headaches (33), Another similar study conducted in Egypt found that 26% of medical students complained of headache (34) common causes of headaches in CVS patients, the additional ocular muscles and ciliary muscles must be constantly contracted to adjust the eyes and keep the lens in the accommodating phase. To see at various distances from the screen to the keyboard and to work on documents, it is necessary to focus and refocus continuously all the time. This causes eye muscle tiredness or eyestrain that causes headaches, in addition to vision-related, there is a cluster headache, and tension headaches—is a common symptom due to frequent computer use.

In our study; Students with Psychosocial symptoms related to computer vision syndrome found high levels of students with Stress and Anxiety at 26.52% and Fatigue at 21.96% compared to those with low levels of Reduced attention span at 9.13% and Poor behavior at 8.04% and these symptoms recorded by other authors in near percent (36, 37, 38, 39, 40, 41, 43). the stress of studies and a political crisis with new online studies Fatigue lead to repetitive feelings of anxiety and stress and continuous feeling of fatigue.

According to our study, students who used iPads and smartphones were more frequently affected by extraocular symptoms of computer vision syndrome than students who used desktops and laptops and had more severity recorded in backache and headache.

Conclusion

The criteria in this study that can be used to diagnose computer vision syndrome, the severity of the condition, and its relationship to prolonged time of computer or other device use

ACKNOWLEDGMENT

Many thanks to my students, especially the two fifth-stage medical students (Zahraa Ali and Zainab Ahmed Miri) who assisted me in publishing questionnaires and gathering responses.

Ethical approval

The study was carried out in accordance with ethical standards established by the Medical Research Bioethical Committee of the University of Kerbala/College of Medicine. Before the start of the questionnaires, informed consent was obtained from the student participants and the study protocol was reviewed and approved by a local ethics committee in number 43 on 24/7/2020. The approval was then renewed annually, and the final approval letter number 83 on 30/7/2023.

Reference

1. **Logaraj M, Madhupriya V, Hegde SK/** (2014)/ Computer Vision Syndrome and Associated Factors Among Medical and Engineering Students in Chennai// Annals of Medical and Health Sciences Research | Mar-Apr 2014 | Vol 4 | Issue 2

2. **Al Tawil L, Aldokhayel S, Zeitouni L, Tala Qadoumi, et al; 2020**// Prevalence of self-reported computer vision syndrome symptoms and its associated factors among university students *European Journal of Ophthalmology* 2020, Vol. 30(1) 189–195
3. **Munshi S, Varghese A, Dhar-Munshi S; 2017** Computer vision syndrome—A common cause of unexplained visual symptoms in the modern era // *Int J Clin Pract.* 2017;71:e12962. <https://doi.org/10.1111/ijcp.12962>
4. **American Optometric Association (AOA)**// Computer vision syndrome// <https://www.aoa.org/healthy-eyes/eye-and-vision-conditions/computer-vision-syndrome?sso=y>; 6/8/2021, 9:26 PM
5. **Awrajaw Dessie, Fentahun Adane, Ansha Nega, Sintayehu Daba Wam** 2018/ Computer Vision Syndrome and Associated Factors among Computer Users in Debre Tabor Town, Northwest Ethiopia *J Environ Public Health.* 2018; 2018: 4107590. Published online 2018 Sep 16. doi: [10.1155/2018/4107590](https://doi.org/10.1155/2018/4107590)
6. **Blehm C, Vishnu S, Khattak A, Mitra S, Richard W**// 2005 **Text of Computer Vision Syndrome: A Review** 2005 *Surv. Ophthalmol* 50 (3) May June 2005
7. **Reddy SC, Low CK2, Lim YP, Low LL, Mardina F, Nursaleha MP**// **Computer vision syndrome: a study of knowledge and practices in university students** *Nepal J Ophthalmol* 2013; 5 (10): 161-168
8. **KY Loh* MMed, SC Reddy**2008/ UNDERSTANDING AND PREVENTING COMPUTER VISION SYNDROME *Malaysian Family Physician* 2008; Volume 3, Number 3
9. **Bali j, Neeraj N, Bali R.T;** (2016) // Computer vision syndrome: A review; / *JCOR.* September 28, 2016, IP: 93.131.174.55]
10. **Lemma MT, Sadik MI, Markos Y, et al. 2021**// Computer vision syndrome and its predictors among secretary employees working in Jimma University, Southwest Ethiopia. *Journal of Environmental and Occupational Health*, 2021. 11(2): p. 27-36.
11. **Mani K. 2018**// Ergonomics education for office computer workers: an evidence-based strategy. *Anatomy, Posture, Prevalence, Pain, Treatment and Interventions of Musculoskeletal Disorders*, [intechopen.72221](https://www.intechopen.com/chapters/57980), 2018. Published: June 6th, 2018. <https://www.intechopen.com/chapters/57980>
12. **Berg M, Bengt A.** 1996// An occupational study of employees with VDT-associated symptoms— The importance of stress. *Stress Med* 1996;12:51-4.
13. **Gowrisankaran S, Sheedy JE.** Computer vision syndrome: A review. *Work.* 2015;52(2):303-14. doi: [10.3233/WOR-152162](https://doi.org/10.3233/WOR-152162). PMID: 26519133.

14. **Koushik T, Vatinee Y, Robin K Kuriakose, Chandrasekaran P; 2022**// Computer Vision Syndrome (Digital Eye Strain), Eye Wiki, Augustine Hong, MD, on April 7, 2022. [https://eyewiki.aao.org/Computer_Vision_Syndrome_\(Digital_Eye_Strain\)](https://eyewiki.aao.org/Computer_Vision_Syndrome_(Digital_Eye_Strain))
15. **Akinbinu T. R, and Mashalla Y. J**; Impact of computer technology on health: Computer Vision Syndrome (CVS), Medical Practice and Review J, Vol. 5(3), pp. 20-30, November 2014 DOI 10.5897/MPR.2014.0121 Article Number: 0905F9948599; <http://www.academicjournals.org/MPR>
16. **SEN A, STANLEY RICHARDSON, 2007**; A STUDY OF COMPUTER-RELATED UPPER LIMB DISCOMFORT AND COMPUTER VISION SYNDROME, Journal of Human Ergology, 2007; 36; 2; p.45-50, https://doi.org/10.11183/jhe1972.36.2_45
17. **Cajochen C, Frey S, Anders D, Späti J, Bues M, Pross A, Mager R, Wirz-Justice A, Stefani O.** Evening exposure to a light-emitting diode (LED)-backlit computer screen affects circadian physiology and cognitive performance. J Appl Physiol (1985). 2011 May;110(5):1432-8. doi: 10.1152/jappphysiol.00165.2011. Epub 2011 Mar 17. PMID: 21415172.
18. **Higuchi S, Motohashi Y, Liu Y, Ahara M, Kaneko Y.** Effects of VDT tasks with a bright display at night on melatonin, core temperature, heart rate, and sleepiness. J Appl Physiol (1985). 2003 May;94(5):1773-6. doi: 10.1152/jappphysiol.00616.2002. Epub 2003 Jan 17. PMID: 12533495.
19. **Kanitkar K, Carlson AN, Richard Y (2005).** Ocular problems associated with computer use. The ever-increasing hours spent in front of video display terminals have led to a corresponding increase in visual and physical ills. Rev. Ophthalmol. 12:4.
20. **Shima M, Nitta Y, Iwasaki A, Adachi M (1993).** Investigation of subjective symptoms among visual display terminal users and their affecting factor-analysis using log-linear models. Nippon Eisegaku Zasshi. 47:1032-1040.
21. **Parihar JKS, Jain VK, Chaturved P.** Computer and visual display terminals vision syndrome (CVDTS), Med J Armed Forces India. 2016; 72(3):270–276.
22. **Logaraj M, Madhupriya V, 2014**: Computer Vision Syndrome and Associated Factors Among Medical and Engineering Students in Chennai Ann Med Health Sci Res. 2014 Mar-Apr; 4(2): 179–185.
23. **Agbonlahor O. 2019**// Prevalence and knowledge of Computer Vision Syndrome (CVS) among the Working Class Adults in FCT Nigeria. Journal of the Nigerian Optometric Association, 2019. 21(1): p. 49-60.

24. **Boadi-Kusi SB, Abu SL, Acheampong GO, et al. 2020**// Association between poor ergophthalmologic practices and computer vision syndrome among university administrative staff in Ghana. *Journal of environmental and public health*, 2020. 2020.
25. **Dessie A, Adane F, Nega A, et al.** Computer vision syndrome and associated factors among computer users in Debre Tabor Town, Northwest Ethiopia. *Journal of environmental and public health*, 2018. 2018.
26. **Al Subaie M, Al-Dossari S, and Bougmiza MI.** Computer vision syndrome among mobile phone users in Al-Ahsa, Kingdom of Saudi Arabia. *Al-Basar International Journal of Ophthalmology*, 2017. 4 (4): p. 99.
27. **Abudawood GA, Ashi HM, and Almarzouki NK.** Computer vision syndrome among undergraduate medical students in King Abdulaziz University, Jeddah, Saudi Arabia. *Journal of Ophthalmology*, 2020.
28. **Gammoh Y.** Digital eye strain and its risk factors among a university student population in Jordan: a cross-sectional study. *Cureus*, 2021. 13 (2).
29. **Noreen K, Ali K, Aftab K, et al.** Computer Vision Syndrome (CVS) and its Associated Risk Factors among Undergraduate Medical Students in Midst of COVID-19. *Pakistan Journal of Ophthalmology*, 2021. 37(1).
30. **Shantakumari N, Eldeeb R, Sreedharan J, Gopal K:** Computer use and vision-related problems among university students in Ajman, United Arab Emirate. *Ann Med Health Sci Res.* 2014 Mar-Apr; 4(2) :258-263. 10.4103/2141-9248.129058 / *Ann Med Health Sci Res.* 2014 Mar-Apr; 4(2): 258–263.
31. **Ganong WF. 2005.** Review of Medical Physiology. New York. 22nd ed. Lange Publication; [Google Scholar]
32. **Bali, Jatinder MS; Navin, Neeraj MS; Thakur, Bali Renu MD; 2007** Computer vision syndrome A study of the knowledge, attitudes and practices in Indian Ophthalmologists *Indian Journal of Ophthalmology* 55(4):p 289-293, Jul–Aug 2007. | DOI: 10.4103/0301-4738.33042
33. **Smith MJ, Cohen BCF, Stammerjohn LW (1981).** An investigation of health complaints and job stress in video display operations. *Hum factors*; 23:387-400
34. **Iqbal M, El-Massry A, Elagouz M, et al.** Computer vision syndrome survey among the medical students in Sohag University Hospital, Egypt. *Ophthalmol Res* 2018; 8(1): 1–8
35. **Mowatt L, Gordon C, Santosh ABR, et al.** Computer vision syndrome and ergonomic practices among undergraduate university students. *Int J Clin Pract.* Epub ahead of print 5 October 2017. DOI: 10.1111/ijcp.13035.

- 36. Kargarandehkordi A 2023**; Computer Vision Estimation of Stress and Anxiety Using a Gamified Mobile-based Ecological Momentary Assessment and Deep Learning: Research Protocol, medRxiv preprint doi: <https://doi.org/10.1101/2023.04.28.23289168>; this version posted April 29, 2023. The copyright holder for this preprint
- 37. Whitton A E.**, "Breaking open the black box: isolating the most potent features of a web and mobile phone-based intervention for depression, anxiety, and stress," *JMIR mental health*, vol. 2, no. 1, p. e3573, 2015.
- 38. De Belen R, Bednarz T, Sowmya A and Del Favero D 2020**; Computer vision in autism spectrum disorder research: a systematic review of published studies from 2009 to 2019; *Translational Psychiatry* (2020) 10:333, <https://doi.org/10.1038/s41398-020-01015>
- 39. Amar Das, Sangam Shah, Ballav T Adhikari, Paudel B, Kumar S, Rakesh Kumar, Shah C, Adhikar P, 1997**; Computer vision syndrome, musculoskeletal, and stress-related problems among visual display terminal users in Nepal; *PLoS ONE*, July 2022. *PLoS ONE* 17(7): e0268356. <https://doi.org/10.1371/journal.pone.0268356>
- 40. P. Washington P, Kalantarian H, Jack Kent, Husic A, Kline A, Emilie Leblanc E, et al 2021.**, "Training affective computer vision models by crowdsourcing soft-targetlabels," *Cognitive computation*, vol. 13, pp. 1363-1373, 2021
- 41. Qian Y, Kargarandehkordi A, Mutlu O, Surabhi S, Honarmand M, Paul Wall D, Peter Washington.**, "Computer Vision Estimation of Emotion Reaction Intensity in the Wild," *arXiv preprint arXiv:2303.10741*, 2023.
- 42. Mansoori N, Qamar N, and Mubeen SM.** Dry eye syndrome and associated risk factors among computer users in Karachi, Pakistan. *Annals Abbasi Shaheed Hospital & Karachi Medical & Dental College* 2017. 22(3): p. 165-170.
- 43. Washington P, et al; 2021**; Training Affective Computer Vision Models by Crowdsourcing Soft-Target Labels, *Published in final edited form as: Cognit Comput.* 2021 Sep; 13(5): 1363–1373. Published online 2021 Sep 27. doi: [10.1007/s12559-021-09936-4](https://doi.org/10.1007/s12559-021-09936-4)