

Supplement 2. Time series figures. Prevalence of 11 COVID-19 symptoms detected by natural language processing and ICD-10 coding during emergency department encounters with patients with COVID-19.

Supplementary information for:

Moving Biosurveillance Beyond Coded Data: AI for Symptom Detection from Physician Notes

Andrew McMurry,^{1,2} Amy R Zipursky,^{1,3} Alon Geva,^{1,4,5} Karen L Olson,^{1,2} James Jones,^{1,2} Vlad Ignatov,¹ Timothy Miller,^{1,2} Kenneth D Mandl^{1,2,6,*}

¹ Computational Health Informatics Program, Boston Children's Hospital, Boston, Massachusetts, United States of America

² Department of Pediatrics, Harvard Medical School, Boston, Massachusetts, United States of America

³ Division of Emergency Medicine, The Hospital for Sick Children, Toronto, Ontario, Canada

⁴ Division of Critical Care Medicine, Department of Anesthesiology, Critical Care, and Pain Medicine, Boston Children's Hospital, Boston, Massachusetts, United States of America

⁵ Department of Anaesthesia, Harvard Medical School, Boston, MA, USA

⁶ Department of Biomedical Informatics, Harvard Medical School, Boston, Massachusetts, United States of America

*Corresponding author

E-mail: kenneth_mandl@harvard.edu (KDM)

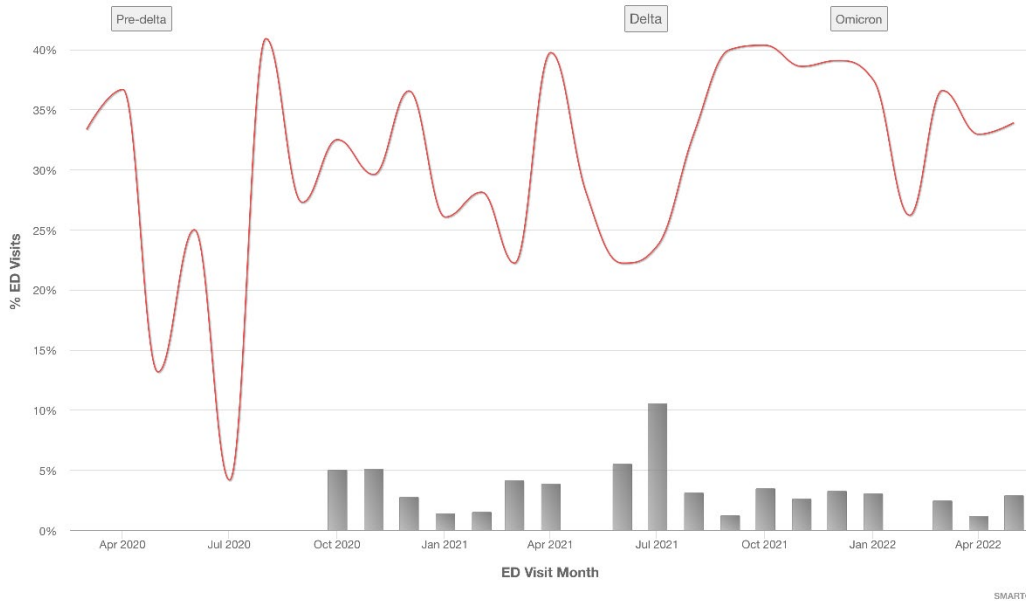


Figure 1. Prevalence of congestion during emergency department encounters with patients with COVID-19. NLP (solid red line): natural language processing, ICD-10 (black bars): International Classification of Diseases, 10th Revision, ED: emergency department.

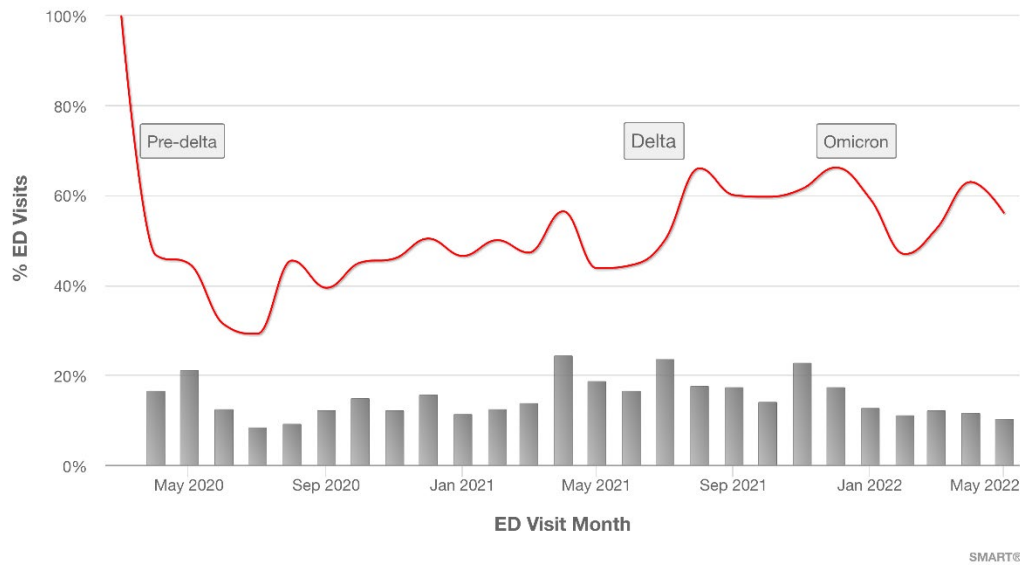


Figure 2. Prevalence of cough during emergency department encounters with patients with COVID-19. NLP (solid red line): natural language processing, ICD-10 (black bars): International Classification of Diseases, 10th Revision, ED: emergency department.

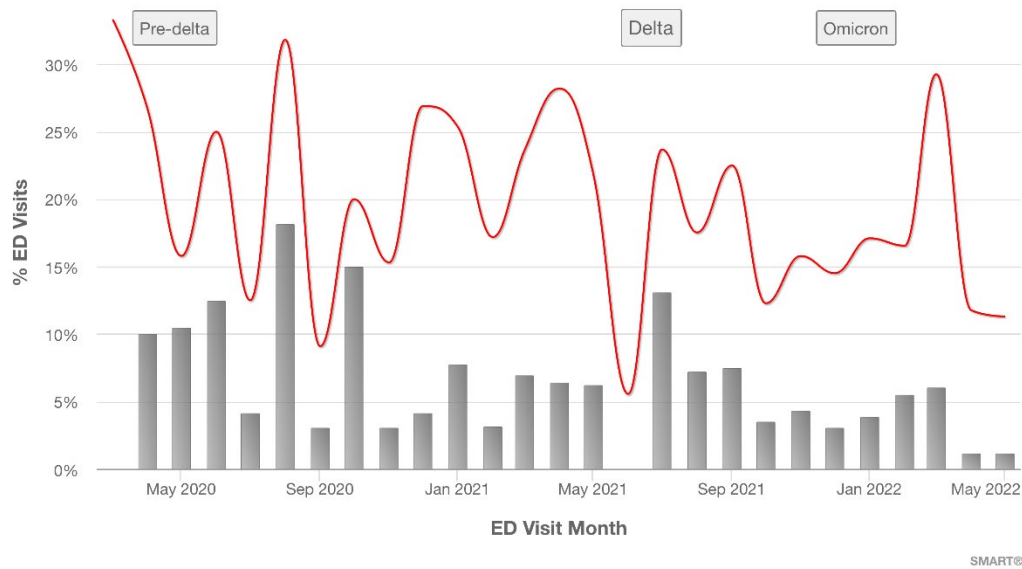


Figure 3. Prevalence of diarrhea during emergency department encounters with patients with COVID-19. NLP (solid red line): natural language processing, ICD-10 (black bars): International Classification of Diseases, 10th Revision, ED: emergency department.

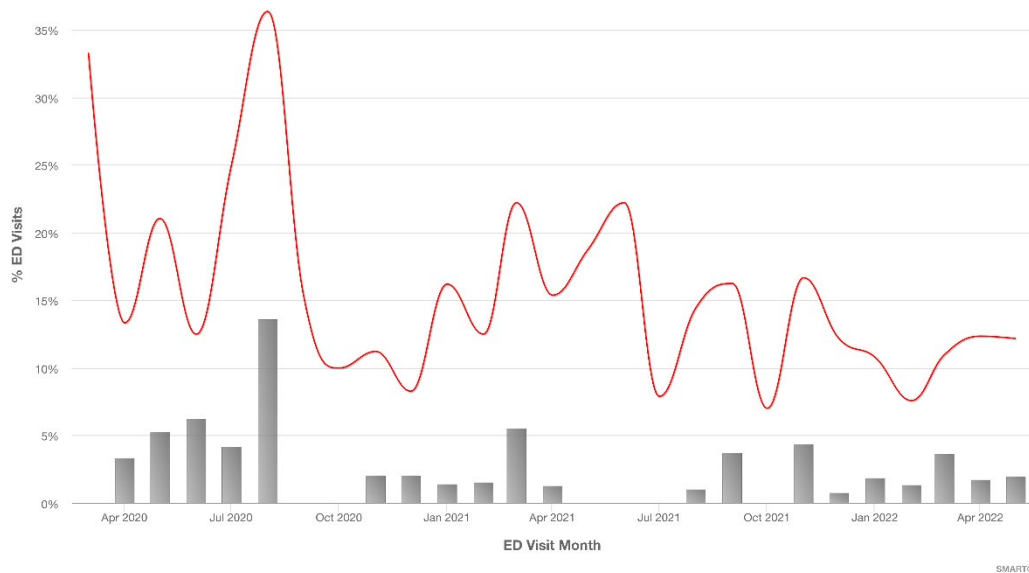


Figure 4. Prevalence of fatigue during emergency department encounters with patients with COVID-19. NLP (solid red line): natural language processing, ICD-10 (black bars): International Classification of Diseases, 10th Revision, ED: emergency department.

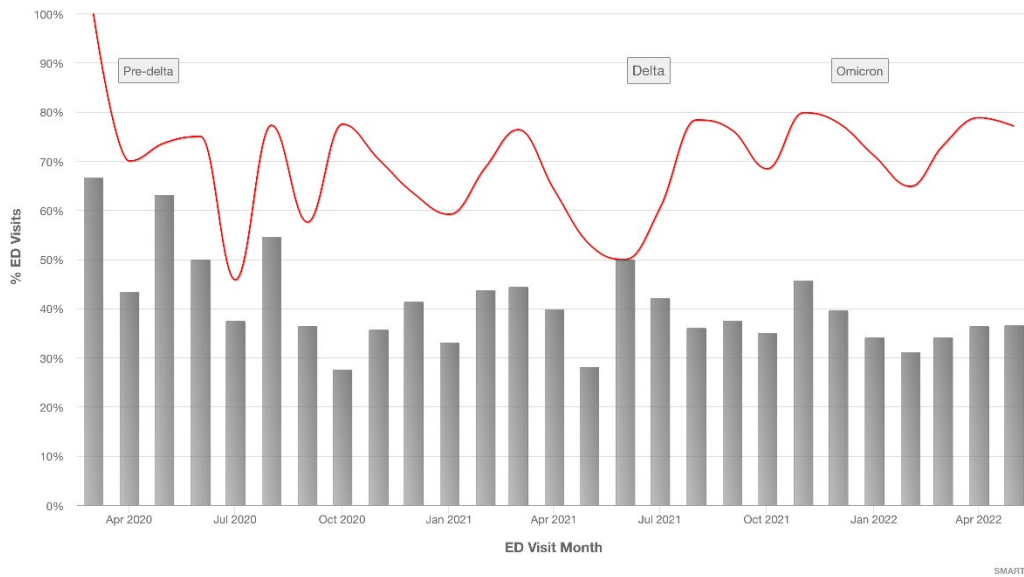


Figure 5. Prevalence of fever during emergency department encounters with patients with COVID-19. NLP (solid red line): natural language processing, ICD-10 (black bars): International Classification of Diseases, 10th Revision, ED: emergency department.

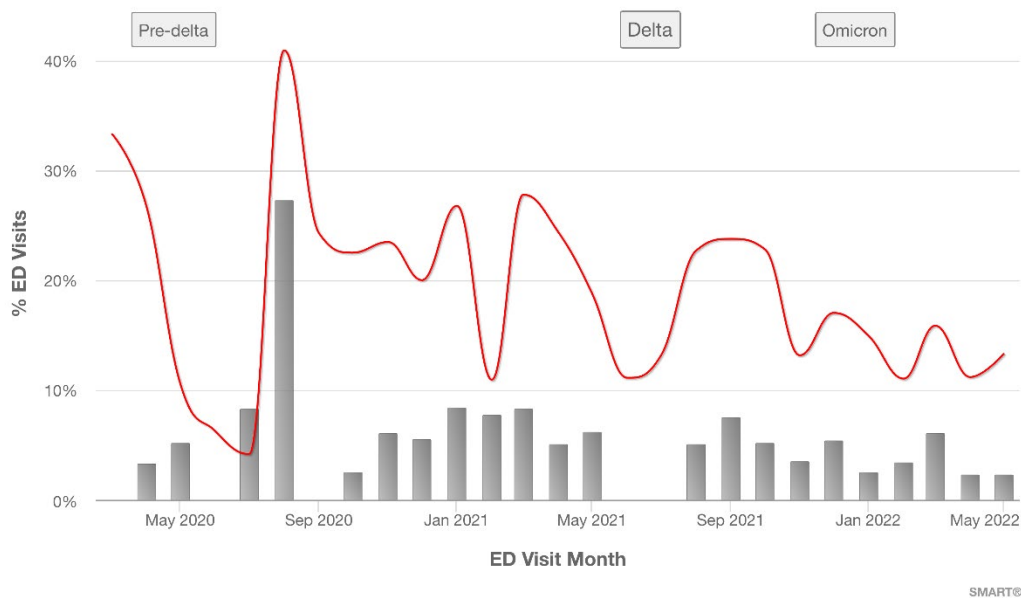


Figure 6. Prevalence of headache during emergency department encounters with patients with COVID-19. NLP (solid red line): natural language processing, ICD-10 (black bars): International Classification of Diseases, 10th Revision, ED: emergency department.

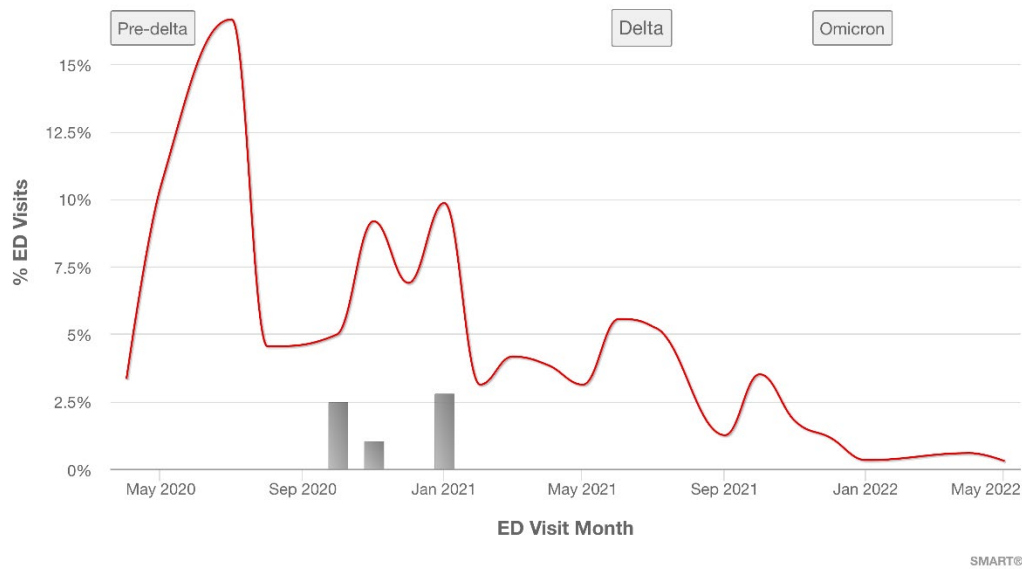


Figure 7. Prevalence of loss of taste or smell during emergency department encounters with patients with COVID-19. NLP (solid red line): natural language processing, ICD-10 (black bars): International Classification of Diseases, 10th Revision, ED: emergency department.

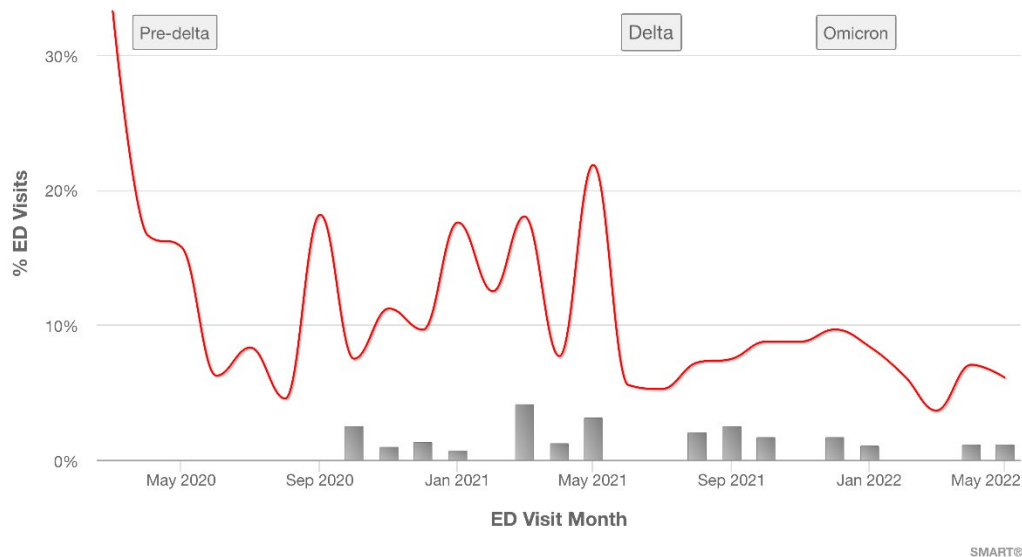


Figure 8. Prevalence of muscle or body aches during emergency department encounters with patients with COVID-19. NLP (solid red line): natural language processing, ICD-10 (black bars): International Classification of Diseases, 10th Revision, ED: emergency department.

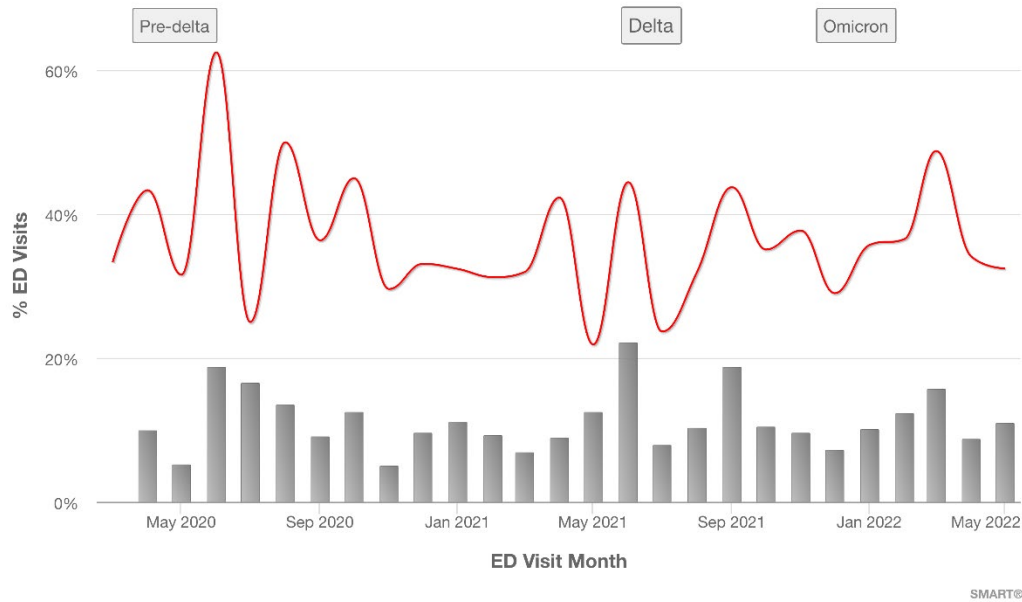


Figure 9. Prevalence of nausea during emergency department encounters with patients with COVID-19. NLP (solid red line): natural language processing, ICD-10 (black bars): International Classification of Diseases, 10th Revision, ED: emergency department.

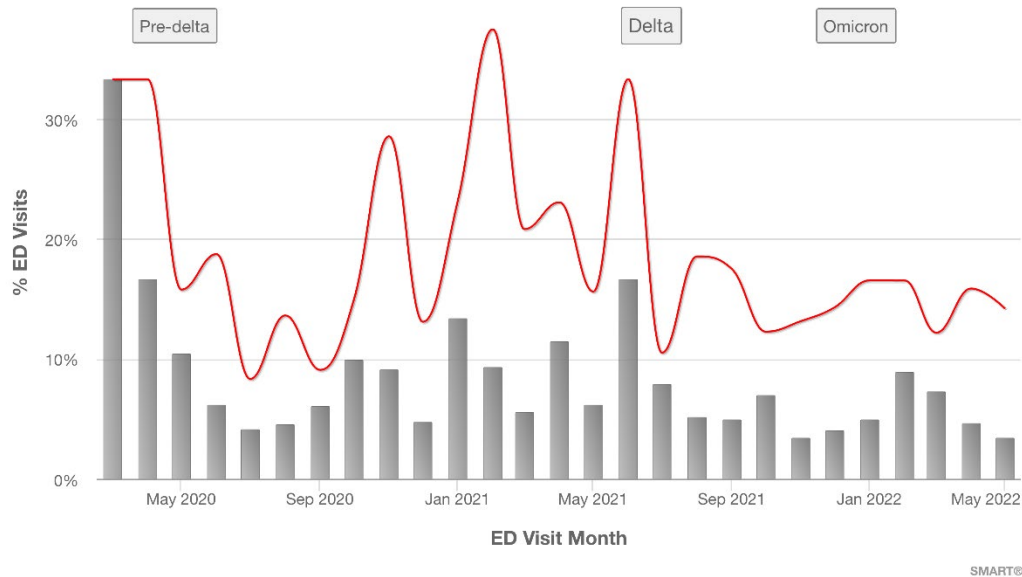


Figure 10. Prevalence of shortness of breath or difficulty breathing during emergency department encounters with patients with COVID-19. NLP (solid red line): natural language processing, ICD-10 (black bars): International Classification of Diseases, 10th Revision, ED: emergency department.

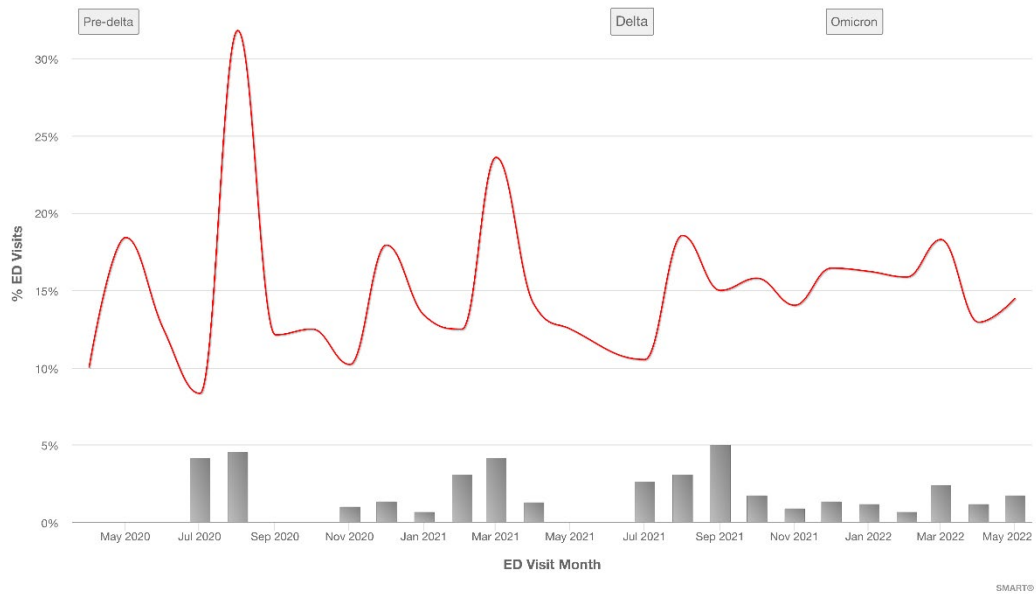


Figure 11. Prevalence of sore throat during emergency department encounters with patients with COVID-19. NLP (solid red line): natural language processing, ICD-10 (black bars): International Classification of Diseases, 10th Revision, ED: emergency department.