

# Supplementary materials

## Changes in stillbirths and child and youth mortality during the COVID-19 pandemic in 2020 and 2021

### Contents

Description of data and sources.....	2
Summary of data.....	2
Data coverage.....	3
Methods.....	5
Model for monthly baseline mortality estimation.....	5
Examples of annual baseline mortality fitting.....	5
Estimates.....	7
P-score estimates by age and country for CRVS data.....	7
Distribution of age- and country-specific p-scores by income level.....	9
Overall p-scores estimation.....	11
Sensitivity Analyses.....	13
Sensitivity test on population size.....	13
Sensitivity test on fitting time resolution.....	15
Sensitivity test on previous years.....	16
Tables with country-specific information.....	19
Data availability by country.....	19
Data sources by country.....	21

## DESCRIPTION OF DATA AND SOURCES

### Summary of data

Table S1 presents the number of populations with available CRVS data on births and all-cause mortality by age group for 2020 and 2021 (columns 2 and 3) and the number of populations with at least 500 thousand inhabitants aged under 25 years, which were included in the primary analyses of this study (columns 4 and 5). Table S2 presents the number of countries with HMIS data included in this study.

**Table S1.** Countries and territories with available annual CRVS data on stillbirths and all-cause mortality by age and income level for the years 2020 and 2021

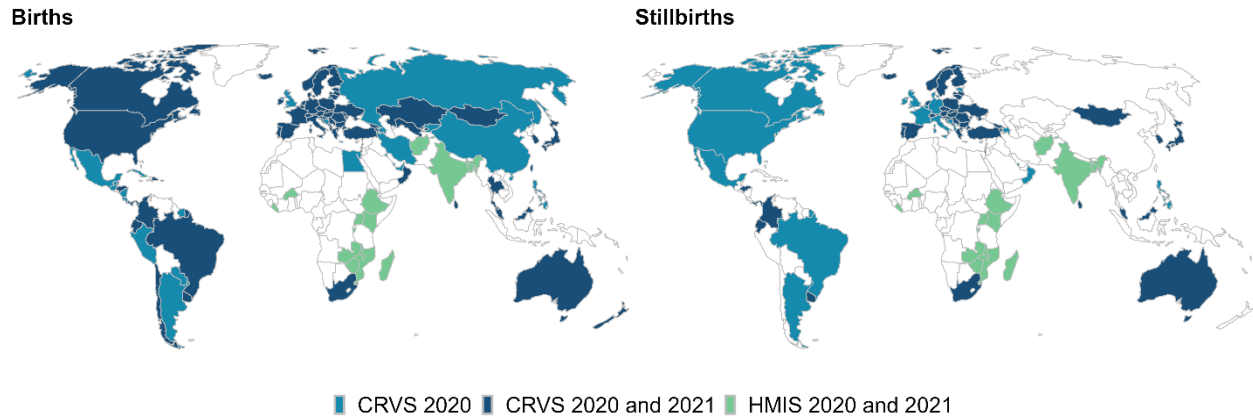
		Available data		Above population threshold (500K)	
		2020	2021	2020	2021
<b>Total countries</b>		111	71	82	55
<b>Age at death</b>	Stillbirths (>28w)	67	37	56	31
	Neonatal (<28d)	70	37	59	32
	Infant (<1y)	106	56	80	46
	1-4y	104	55	78	44
	0-4y	106	66	79	50
	5-9y	106	66	77	50
	10-14y	105	65	77	50
	15-19y	103	64	76	49
	20-24y	103	64	76	49
<b>Income level</b>	Lower-middle	13	5	12	5
	Upper-middle	35	20	28	16
	High	63	46	42	34

**Table S2.** Countries with available HMIS monthly data on stillbirths and neonatal and child mortality by income level for the years 2020 and 2021

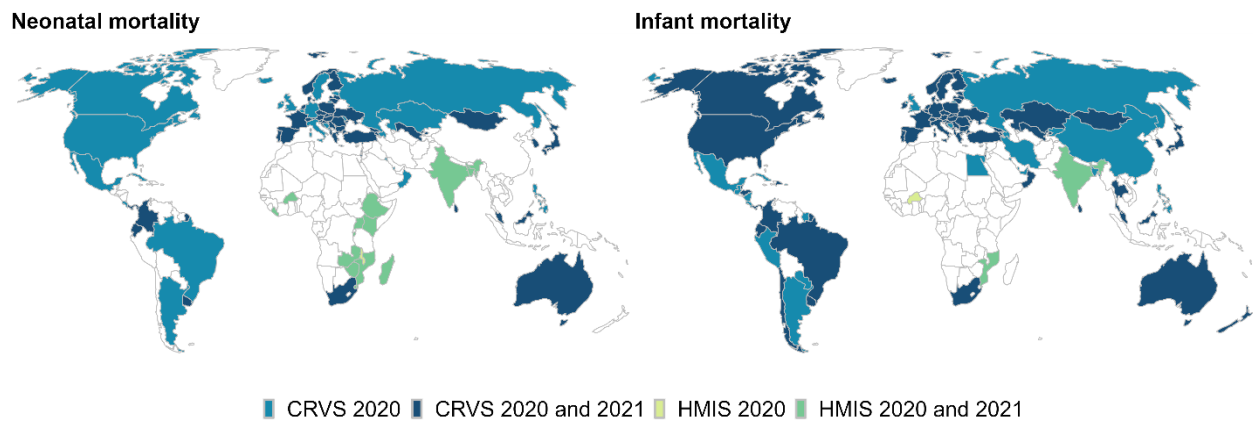
		2020	2021
<b>Total countries</b>		15	15
<b>Age at death</b>	Stillbirths (>28w)	15	15
	Neonatal (<28d)	14	13
	0-4y	9	8
<b>Income level</b>	Low	10	10
	Lower-middle	5	5

## Data coverage

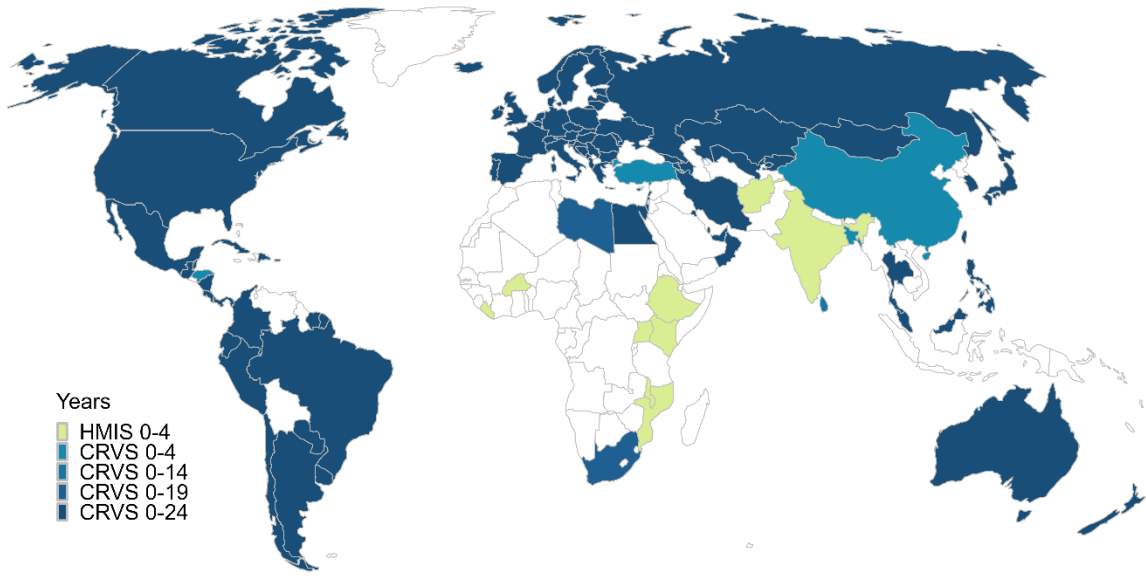
Figure S1-S3 presents world maps indicating the countries and territories with available CRVS or HMIS information on live births, infant deaths, and the income levels.



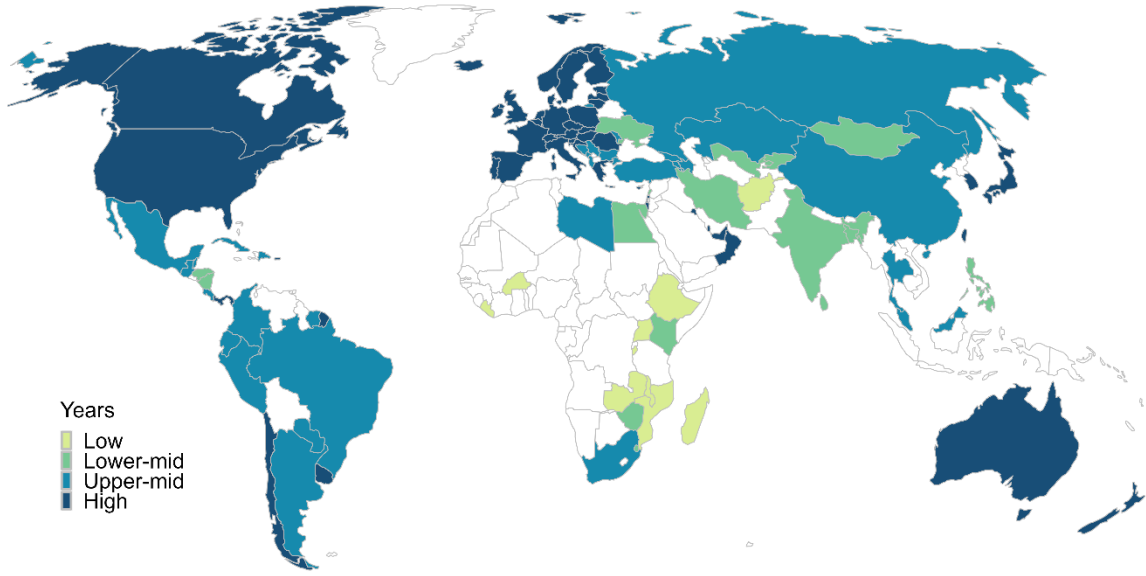
**Figure S1.** Countries and territories with data on births and infant deaths in 2020 and 2021



**Figure S2.** Countries and territories with data on stillbirths and neonatal deaths in 2020 and 2021



**Figure S3.** Countries and territories with data on mortality for ages 0-24 in 5-year age groups in 2020 and 2021



**Figure S4.** Countries and territories with data by income level

## METHODS

### Model for monthly baseline mortality estimation

We used monthly HMIS data to obtain excess mortality and stillbirths to include more observations. The method we used for modeling monthly data accounts for three components: 1) secular changes in mortality, 2) within-year seasonality, and 3) changes in population size and age structure over time. We obtained the baseline mortality by fitting a country- and age-specific Generalized Additive Model (GAM) to monthly death counts, using a quasi-Poisson distribution to account for overdispersion. The model is defined as

$$\log(\text{deaths}_{x,t}^c) = \beta_0 + \beta_1 t + \beta_2 m + \log(\text{exposure}_{x,t}^c),$$

where  $\text{deaths}_{x,t}^c$  and  $\text{exposure}_{x,t}^c$  indicate, respectively, the death counts and population at risk for each age group  $x$  and country  $c$ , in year  $t$ . The term  $\beta_0$  accounts for the intercept,  $\beta_1 t$ , for secular changes in mortality (as a linear trend in the logarithmic scale), and  $\beta_2 m$  for within-year seasonality.

### Examples of annual baseline mortality fitting

We present a few examples of age-specific baseline mortality fitting in four countries and all age groups in Figure S4. Excess mortality is the difference between the expected mortality in the absence of the pandemic (black line) and the observed mortality (red dots) in 2020 and 2021. P-score indexes are estimated as the relative differences and expressed in percentage values to facilitate interpretation and comparisons.

Stillbirths and neonatal deaths

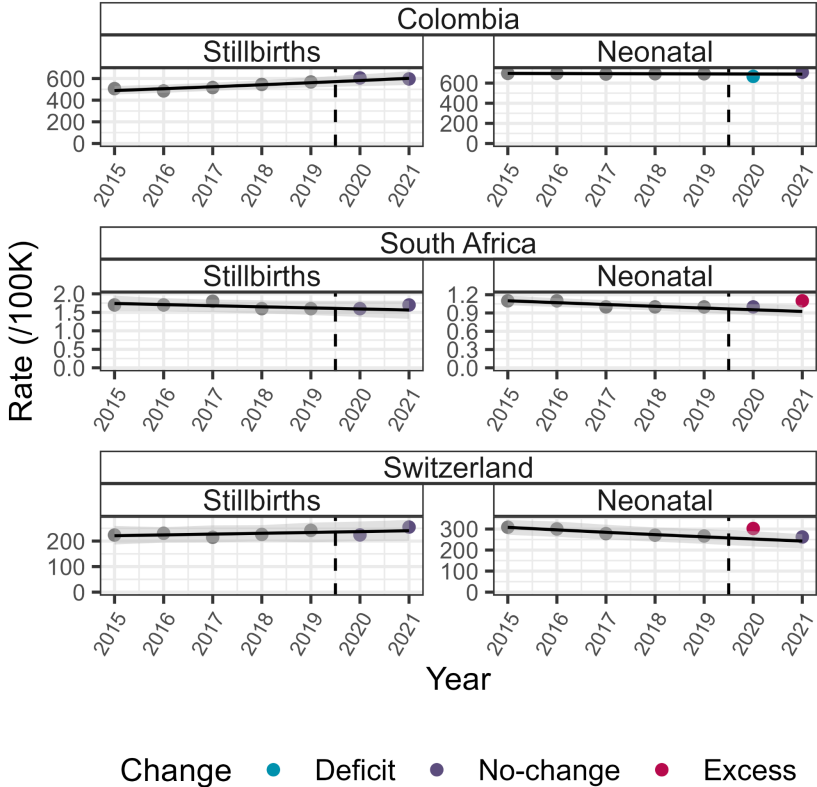
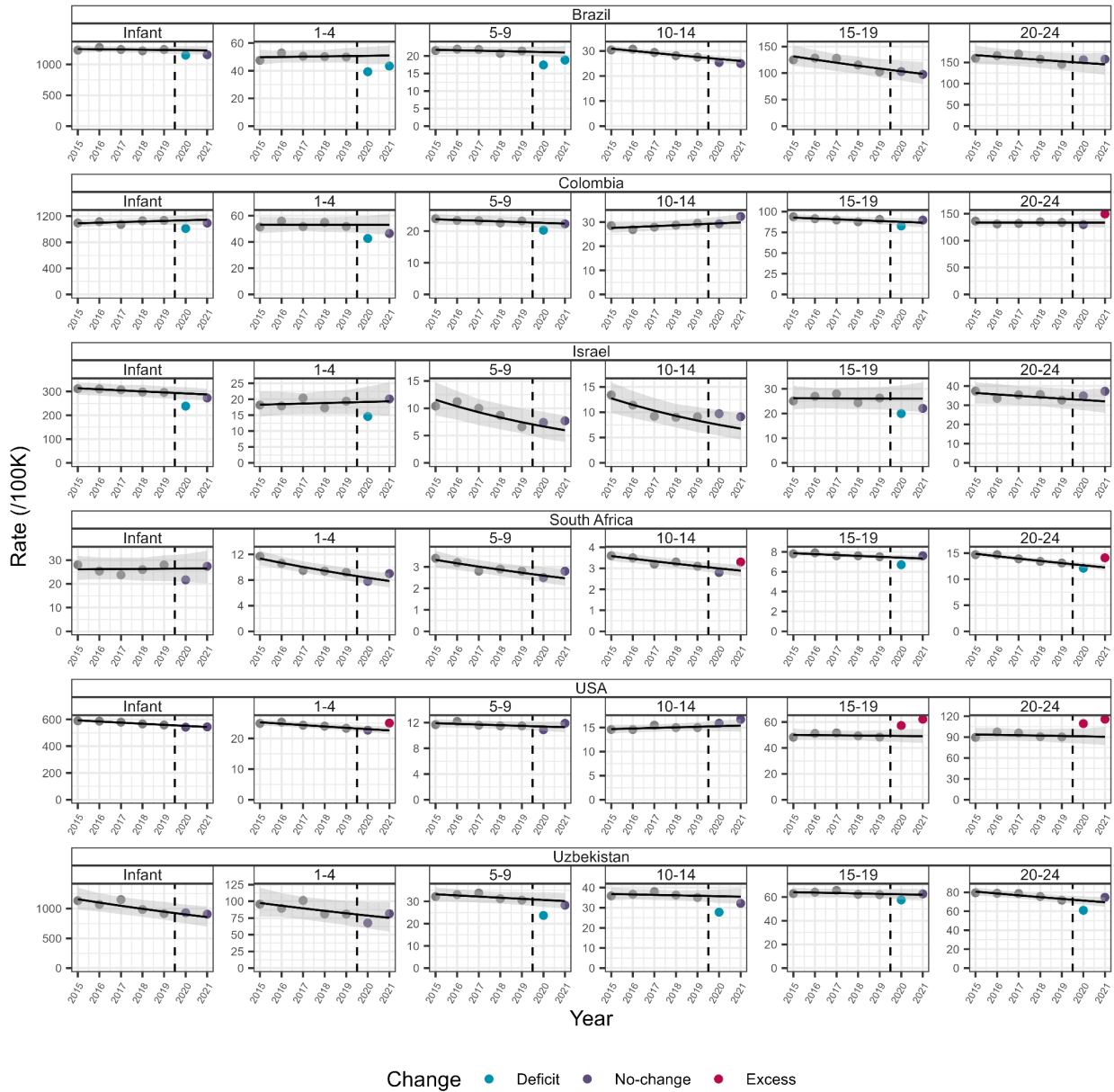


Figure S5. Baseline mortality fitting by age group for all sexes combined in Colombia, South Africa, and Switzerland, using a Generalized Linear Model with overdispersion. Black dots indicate observed annual death counts between 2015 and 2019, and colored dots indicate death counts in 2020 and 2021, indicating negative (in blue), positive (in red), or no (in purple) excess mortality. The black line depicts the fitted baseline mortality, and the gray band its bootstrapped 95% prediction interval.



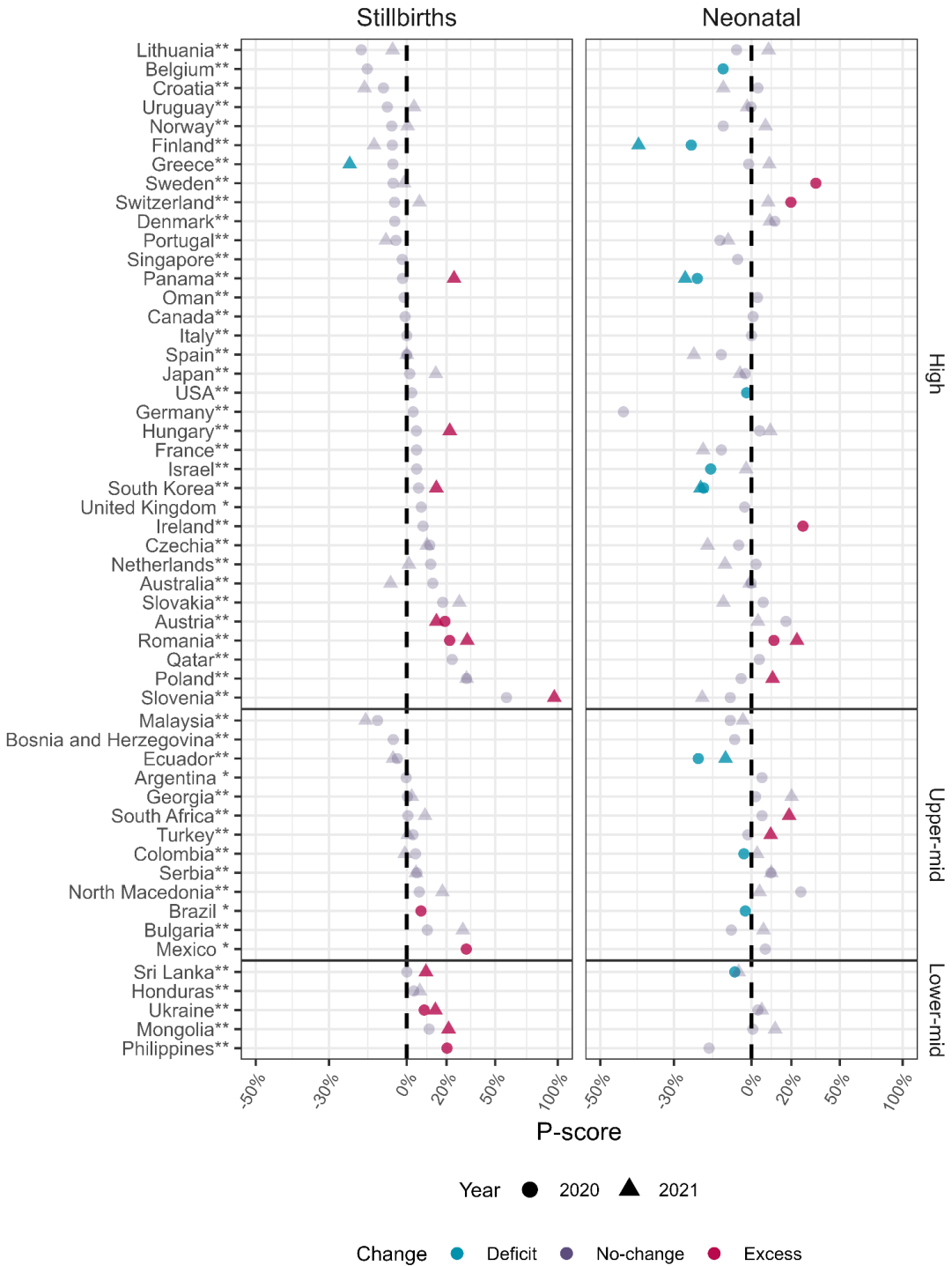
**Figure S6. Baseline mortality fitting by age group for all sexes combined in Brazil, Colombia, Israel, South Africa, USA, and Uzbekistan.** The baseline mortality is obtained by fitting a Generalized Linear Model with overdispersion on observed annual death counts between 2015 and 2019 (black dots). The black line depicts the fitted baseline mortality, and the gray band its bootstrapped 95% prediction interval. Observed annual death counts for 2020 and 2021 are colored, indicating positive (in red), negative (in blue), or no (in purple) excess mortality.

## **ESTIMATES**

### **P-score estimates by age and country for CRVS data**

Figure S5 presents the country-specific p-score estimates for excess stillbirths and deaths by age and income level.





**Figure S7. Age group-specific p-score estimates by country and income level.** Vertical dashed lines indicate no change in mortality relative to the expected value (i.e., P-score = 0%). Points in blue and red indicate negative and positive changes in mortality that are statistically different from 0% ( $p < 0.05$ ), and gray points indicate changes that are not statistically different from 0% ( $p \geq 0.05$ ).

(\*) countries with available data on live births for 2020.

(\*\*) countries with available data on live births for 2020 and 2021.



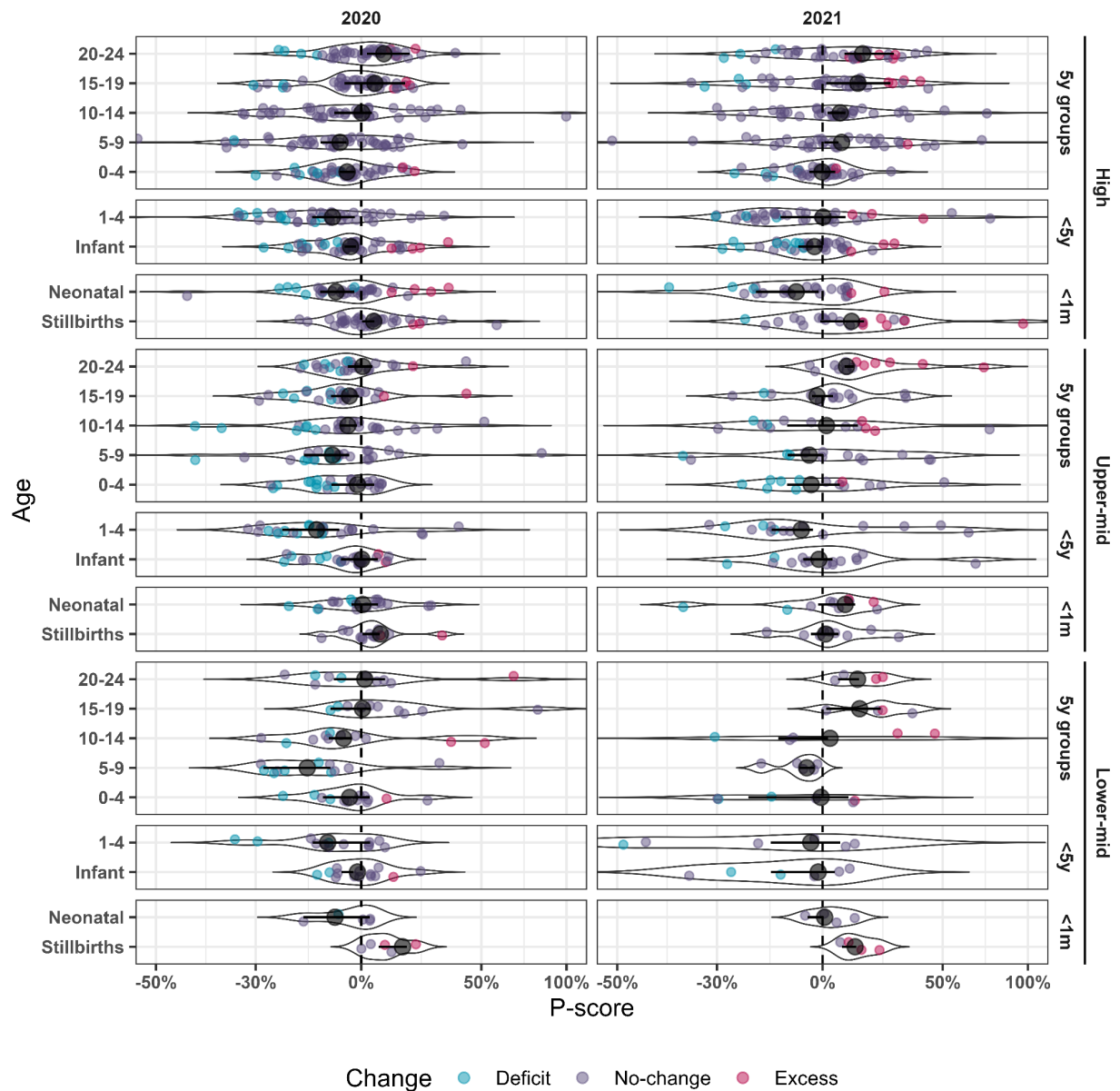
**Figure S8. Age group-specific p-score estimates by country and income level.**

Vertical dashed lines indicate no change in mortality relative to the expected value (i.e., P-score = 0%). Points in blue and red indicate negative (deficit) and positive (excess) changes in mortality, respectively, that are statistically different from 0% ( $p < 0.05$ ), and gray points indicate changes that are not statistically different from 0% ( $p \geq 0.05$ ).

(\*) countries with available data on live births for 2020.

(\*\*) countries with available data on live births for 2020 and 2021.

## Distribution of age- and country-specific p-scores by income level



**Figure S9. Distributions of p-score estimates in 2020 and 2021 by age group and income level.** Empty black circles indicate weighted means, full black circles population-weighted medians, and horizontal black bars indicate the 25th and 75th percentiles of the country-specific p-scores distribution.

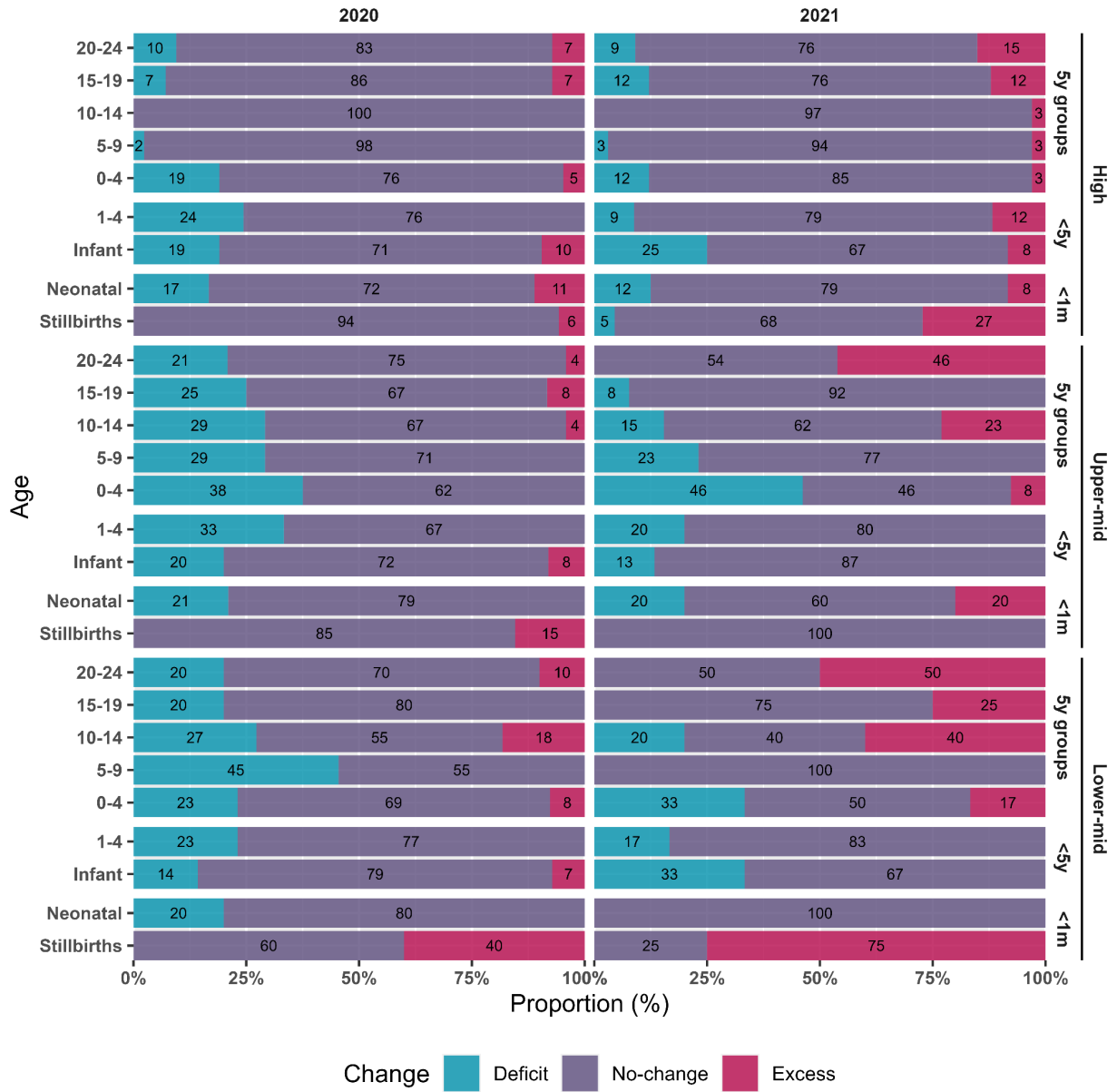
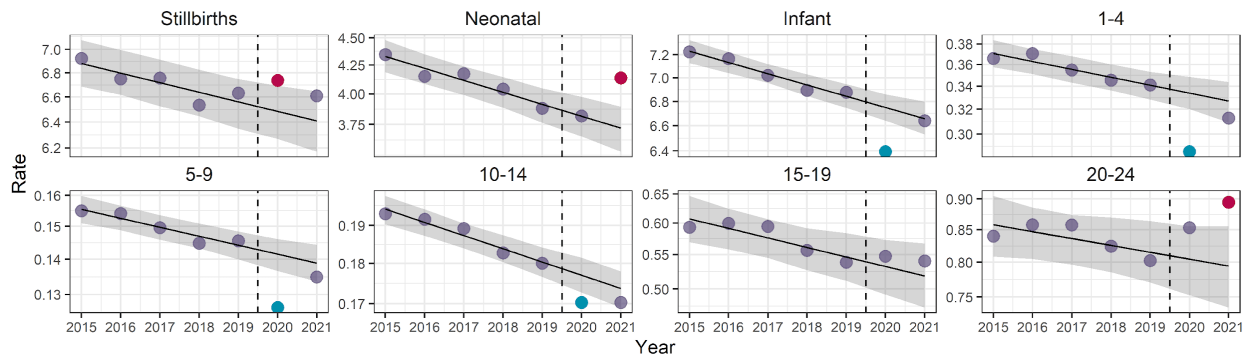


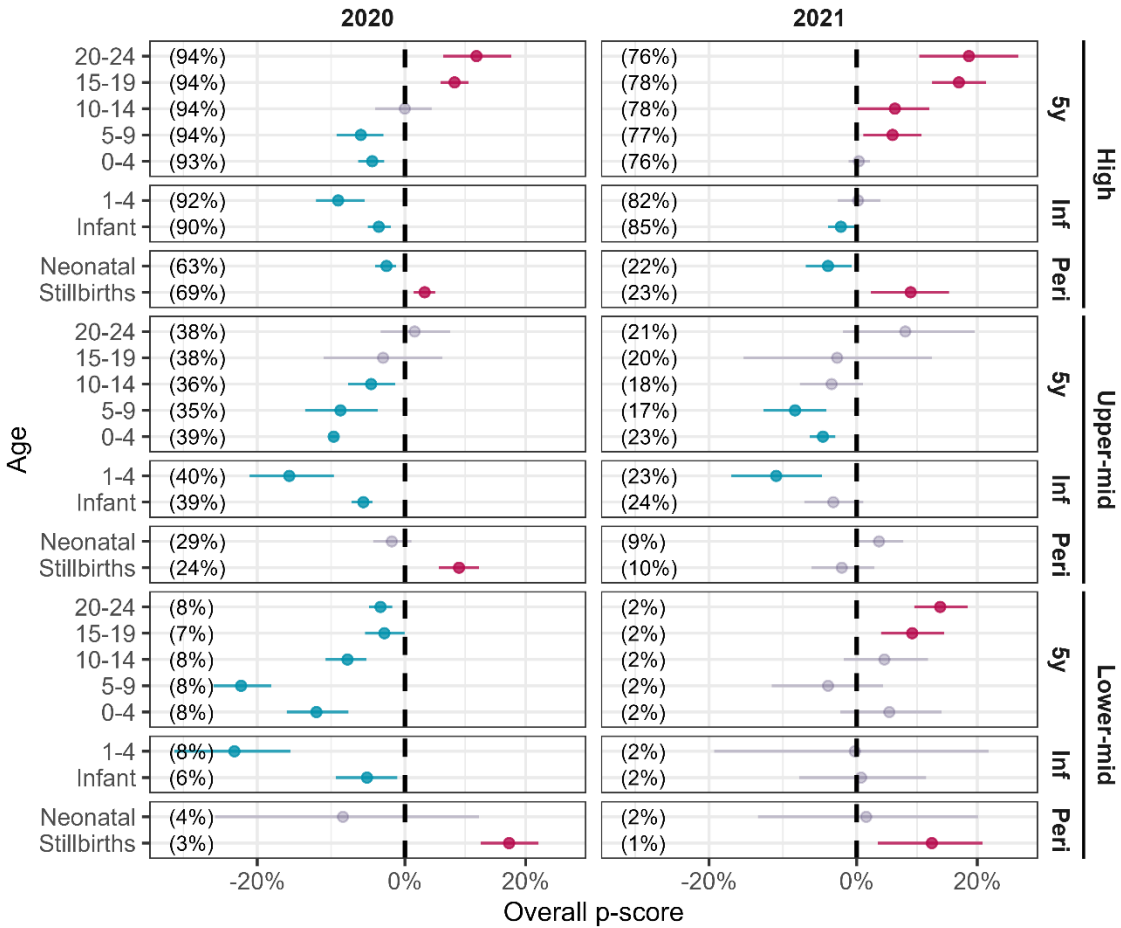
Figure S10. Proportions of populations according to p-score estimates in 2020 and 2021 by age group and income level.

## Overall p-scores estimation

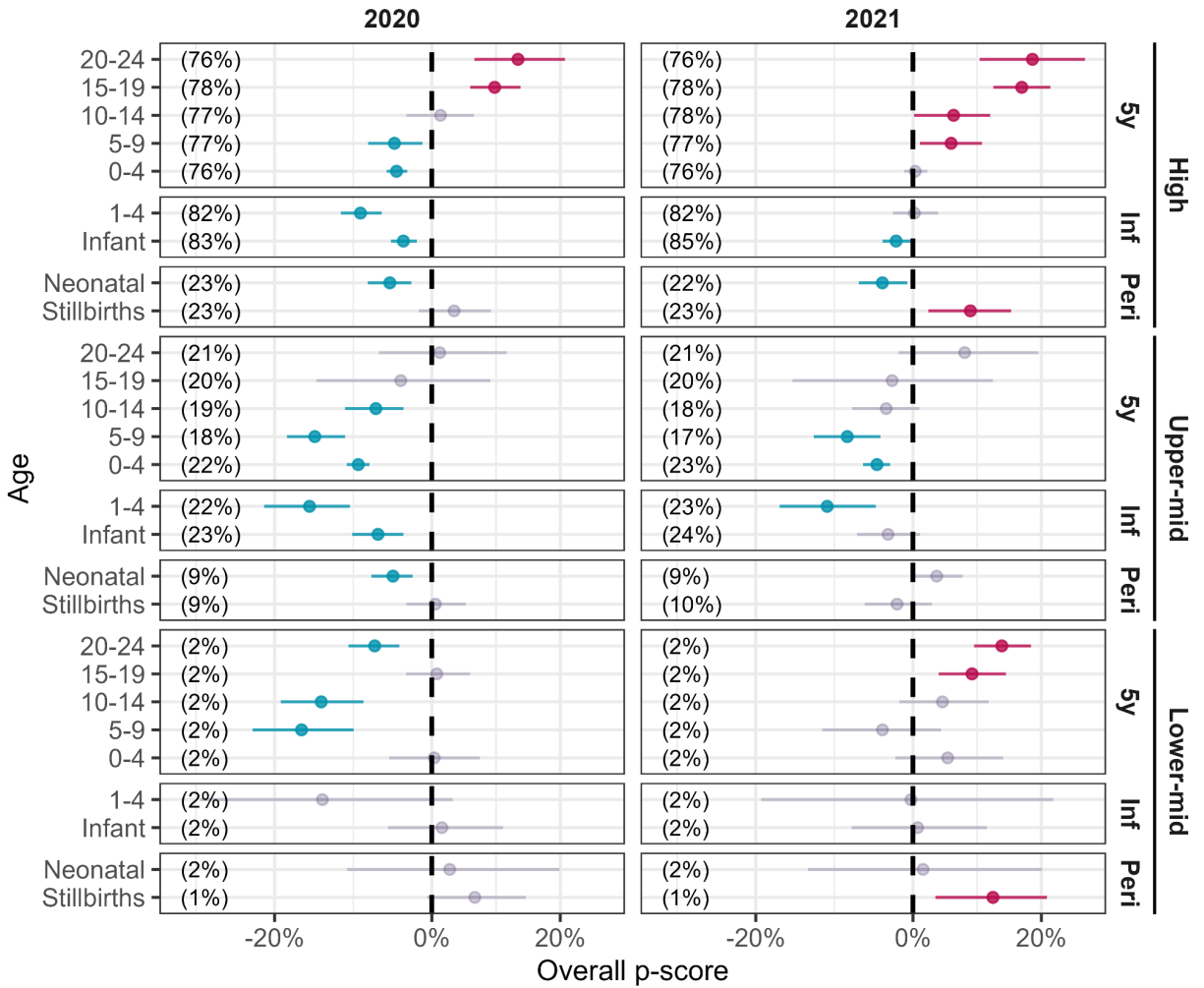
One important question is the overall excess mortality of the observed population, irrespective of country. Figure S11 presents the fitting of the baseline mortality by age, adding together all the deaths and at-risk populations under analysis. Likewise, in the country-specific models, these baselines were fitted to annual deaths between 2015 and 2019 using a GLM model with overdispersion, and the prediction intervals were estimated through bootstrapping.



**Figure S11. Overall baseline mortality fitting by age group for all sexes combined, using a Generalized Linear Model with overdispersion.** Black dots indicate observed annual death counts between 2015 and 2019, and colored dots death counts in 2020 and 2021 indicate negative (deficit, in blue), positive (excess, in red), or no significant difference from expected mortality (in purple). The black line depicts the fitted baseline mortality, and the gray band, its bootstrapped 95% prediction interval.



**Figure S12. Overall p-scores in 2020 and 2021 by age and income level.** Vertical dashed lines indicate no change in mortality relative to the expected value (i.e., p-score of 0%). Numbers in parentheses indicate the percentage of the total world population considered in the analysis within each age group. Points in blue and red indicate negative (deficit) and positive (excess) changes in mortality, respectively, that are statistically different from 0% ( $p < 0.05$ ).



**Figure S13. Overall p-scores for the same countries in 2020 and 2021 by age and income level.** Vertical dashed lines indicate no change in mortality relative to the expected value (i.e., p-score of 0%). Numbers in parentheses indicate the percentage of the total world population considered in the analysis within each age group. Points in blue and red indicate negative (deficit) and positive (excess) changes in mortality, respectively, that are statistically different from 0% ( $p < 0.05$ ).

## SENSITIVITY ANALYSES

### Sensitivity test on population size

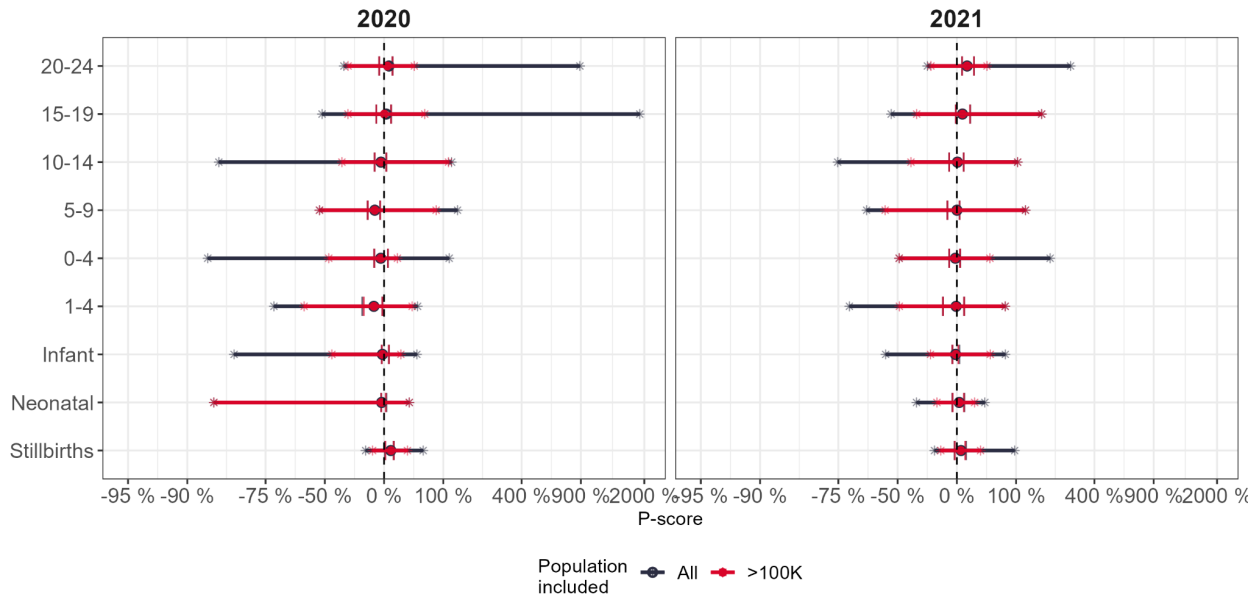
The p-score index, as any other relative measure, is highly sensitive to mortality changes in small populations. We included all available data, regardless of population size, to test how sensitive our estimates are to including small populations. Table S4 presents the number of countries and territories with available data and those where the fitting produced robust estimates.

**Table S4.** Countries and territories with available data and with robust baseline estimates on stillbirths and all-cause mortality by age and income level for years 2020 and 2021

		Available data		Robust Fitting	
		2020	2021	2020	2021
<b>Total countries</b>		111	71	104	68
<b>Age at death</b>	Stillbirths (>28w)	67	37	64	37
	Neonatal (<28d)	70	37	68	37
	Infant (<1y)	106	56	100	54
	1-4y	104	55	91	50
	0-4y	106	66	100	63
	5-9y	106	66	85	54
	10-14y	105	65	88	56
	15-19y	103	64	92	57
	20-24y	103	64	92	59
<b>Income level</b>	Lower-middle	13	5	13	5
	Upper-middle	35	20	34	20
	High	63	46	57	43

Using this threshold for population size, 27% (354 of 1,303) of age group-country combinations were excluded in this robustness check. Figure S13 depicts the weighted p-scores (circles) and the p-score values range (rhombus) for each age group in 2020 and 2021 when all countries are included (in black) and when countries with small populations are excluded (in red). As shown in **Fig. S14**, the truncation of combinations with small populations had an effect on the extreme values but not on the weighted average or the 25th and 75th p-score percentiles.





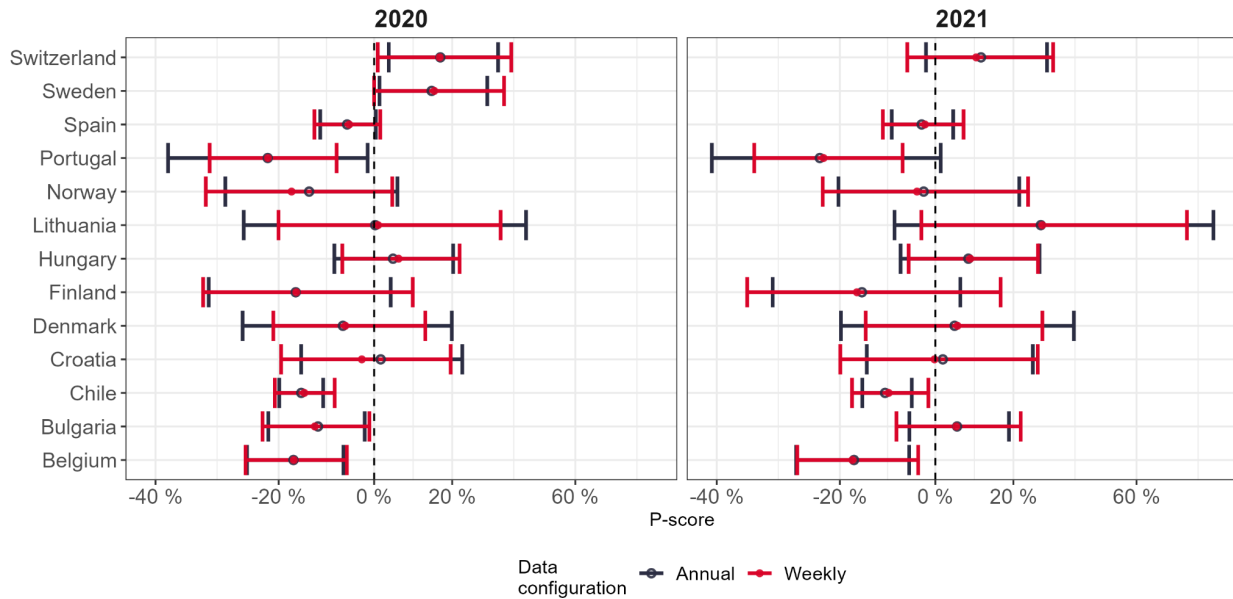
**Figure S14. Weighted p-score averages (circles) and p-score values range (asterisks) by age and year.** Circles indicate p-score averages in each age and year. Whiskers depict the 25th and 75th percentiles of p-score values in each age-year configuration. Summary measures of estimates that include all countries are depicted in black, and those excluding countries with small populations (<500K) are in red.

### Sensitivity test on fitting time resolution

Mortality data is available in weekly, monthly, and annual configurations. In this section, we test how sensitive excess estimates are to using different time-scale configurations in mortality data. Figure S15 presents the excess estimates obtained from weekly and annual mortality data. In both cases, we fit a Generalized Additive Model (GAM) with quasi-Poisson distribution to deaths between 2015 and 2019. Both models use a log-linear trend for the secular trend in mortality and the population at risk as an offset. The model for weekly data also includes a cyclic p-spline to account for within-year seasonality. Prediction intervals in both cases were estimated through bootstrapping with 1,000 iterations.

We find a negligible difference between excess estimates based on weekly or annual death counts in the countries where we have information in both time scales. On

average, estimates based on annual deaths had a 0.07% lower p-score than estimates based on weekly deaths.

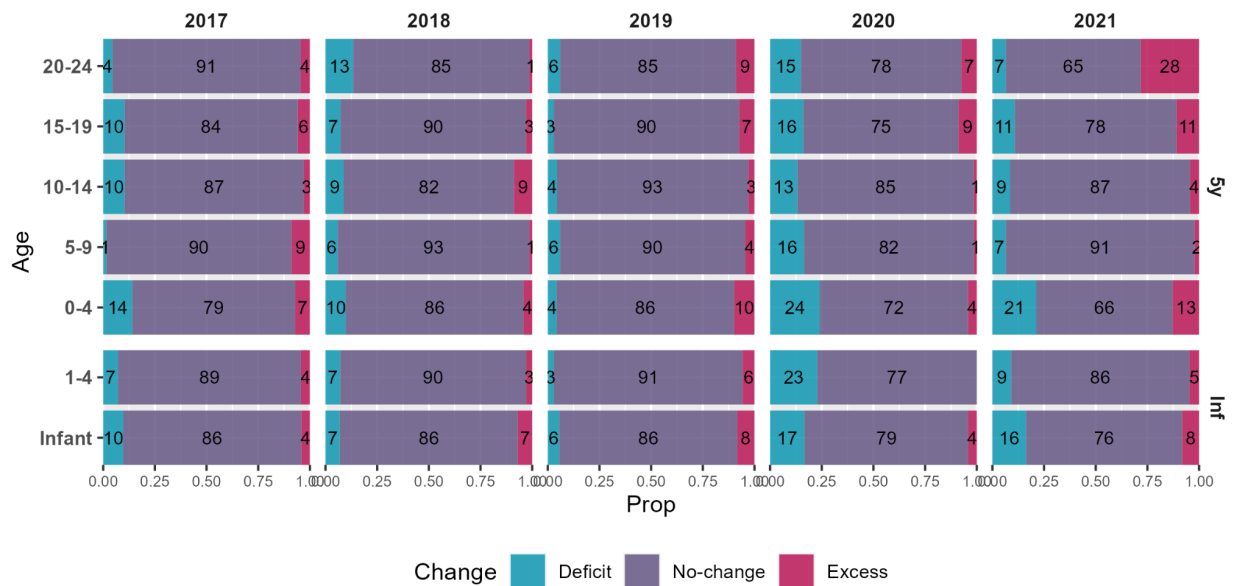


**Figure S15. Sensitivity analysis of p-score and its prediction interval according to different time scales.**

### Sensitivity test on previous years

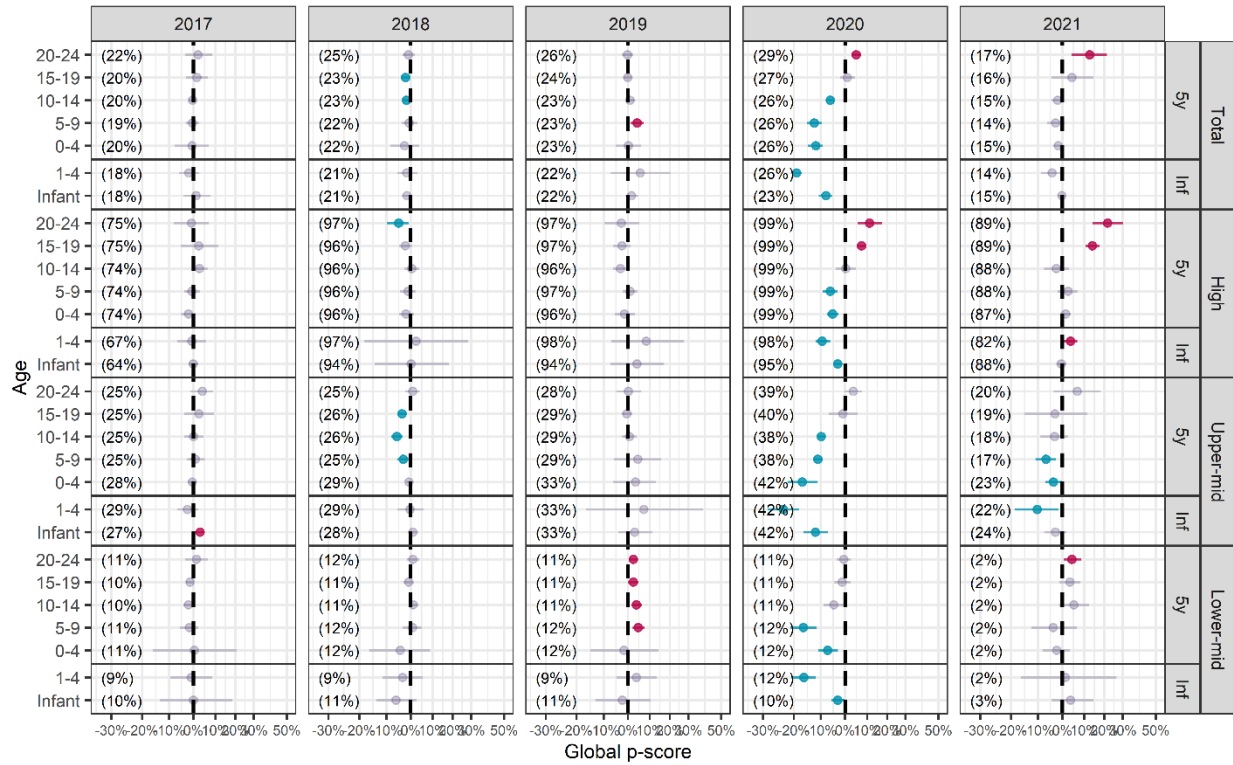
This analysis allows us to evaluate whether the pattern in mortality changes observed in years 2020 and 2021 result from stochastic changes that would have been observed in any given year. For this purpose, we evaluate excess mortality estimates for 2017, 2018, and 2019. We estimate the baseline mortality based on the previous five years in each case (e.g., period 2012-2016 for estimating excess in 2017), using the same GLM model with quasi-Poisson distribution applied for estimating the 2020 and 2021 baselines. We then compute p-scores by country, age, and year and calculate the proportion of countries with negative and positive variations in mortality.

Figure S16 shows the distribution of p-scores for all years between 2017 and 2021, using the same set of **75** countries and territories for each year.

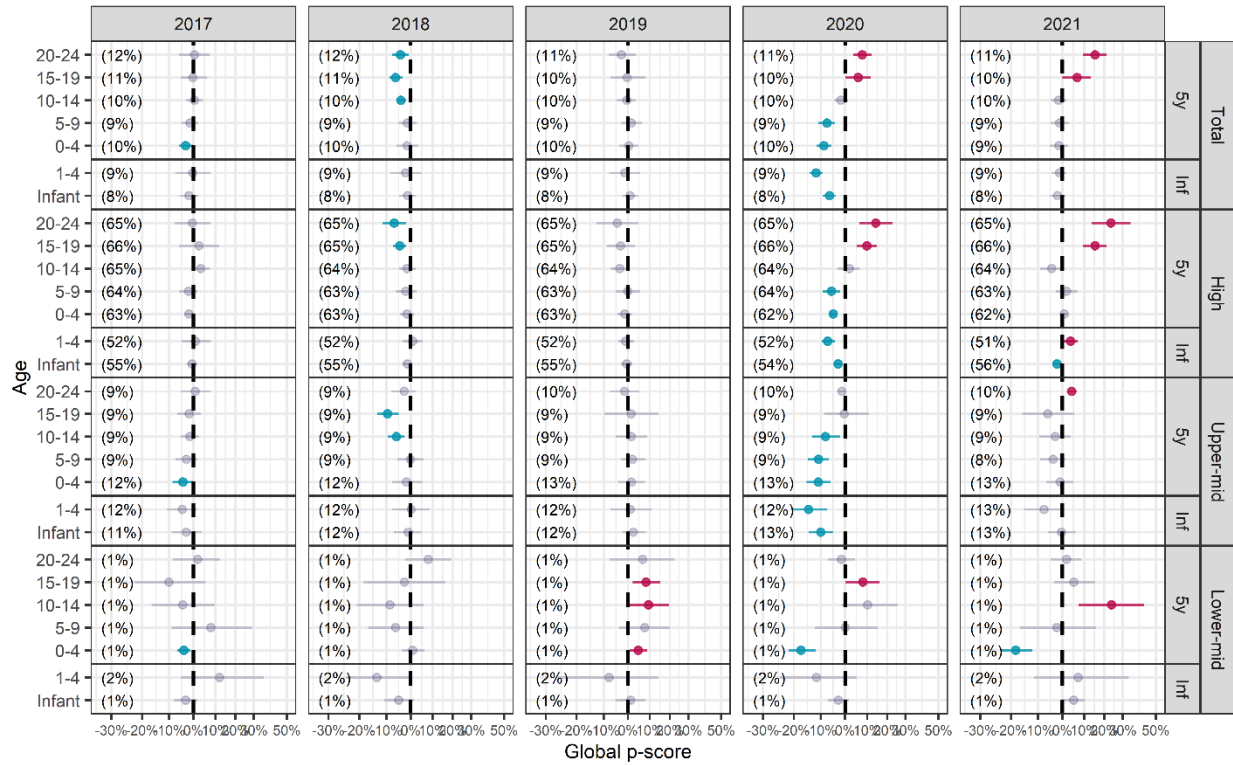


**Figure S16. Distribution of p-scores by population, age, and income level for all years between 2017 and 2021.** Vertical dashed lines indicate no change in mortality relative to the expected value (i.e., P-score = 0%). Bars in blue and red indicate the proportion of countries and territories with significant negative and positive changes in mortality, and purple bars indicate the proportion of countries and territories where changes were not statistically different from 0%.

Figure S17 presents the age-specific overall p-score estimates for each year between 2017 and 2021 for the total population under observation and by income level. Figure S18 shows these estimates but restricts the analysis to countries with data for all periods.



**Figure S18. Overall p-score estimates by age and income level for all years between 2017 and 2021.** Vertical dashed lines indicate no change in mortality relative to the expected value (i.e., P-score = 0%). Points in blue and red indicate negative (deficit) and positive (excess) changes in mortality, respectively, that are statistically different from 0% ( $\rho < 0.05$ ), and gray points indicate changes within the prediction interval.



**Figure S19. Overall p-score estimates by age and income level for all years between 2017 and 2021.** Vertical dashed lines indicate no change in mortality relative to the expected value (i.e., P-score = 0%). Points in blue and red indicate negative (deficit) and positive (excess) changes in mortality, respectively, that are statistically different from 0% ( $\rho < 0.05$ ) and gray points indicate changes within the prediction interval.

## TABLES WITH COUNTRY-SPECIFIC INFORMATION

### Data availability by country

Table S3 presents detailed information for each country regarding the periods with available data on live births, stillbirths, and mortality among neonates, infants, and between ages 0 and 24.

**Table S3.** List of the countries and territories included in the analyses, indicating the ages observed and the years with available data on stillbirths and mortality of neonates, infants, and under 24y.

Country	Live births	Stillbirths	Neonatal	Infant	Ages	Deaths
Afghanistan	2017-2021	2017-2021	-	-	0-4	2017-2021
Albania	2010-2021	2017-2020	2013-2020	2013-2020	0-24	2015-2020
American Samoa	2010-2020	-	-	2010-2020	0-24	2010-2020
Andorra	2010-2021	2015-2020	2015-2020	2015-2020	0-24	2015-2020
Antigua and Barbuda	2010-2020	-	-	2012-2020	0-24	2012-2020
Argentina	2015-2020	2015-2020	2015-2020	2010-2020	0-24	2010-2020
Aruba	2010-2021	-	-	2012-2021	0-24	2012-2021
Australia	2010-2021	2015-2021	2015-2021	2010-2021	0-24	2010-2021
Austria	2010-2021	2011-2021	2011-2021	2010-2021	0-24	2010-2021
Bangladesh	2016-2021	2016-2021	2016-2021	2010-2020	0-4	2010-2020
Belgium	2010-2021	2011-2020	2011-2020	2010-2021	0-24	2010-2021
Belize	2010-2021	-	-	2015-2021	0-24	2015-2021
Bermuda	2010-2021	-	-	2010-2021	0-24	2010-2021
Bosnia and Herzegovina	2010-2021	2015-2020	2015-2020	2010-2020	0-24	2010-2020
Brazil	2010-2020	2015-2020	2015-2020	2015-2021	0-24	2015-2021
Brunei Darussalam	2010-2020	-	-	2013-2020	0-24	2013-2020
Bulgaria	2010-2021	2015-2021	2015-2021	2015-2021	0-24	2015-2021
Burkina Faso	2015-2021	2015-2021	2015-2021	-	0-4	2015-2021
Burundi	2018-2021	2018-2021	2018-2021	-	-	-
Canada	2010-2021	2015-2020	2015-2020	2015-2021	0-24	2015-2021
Chile	2010-2021	-	-	2015-2021	0-24	2015-2021
China	-	-	-	2010-2020	0-4	2010-2020
Colombia	2010-2021	2015-2021	2015-2021	2010-2021	0-24	2010-2021
Costa Rica	2010-2021	-	2010-2020	2015-2020	0-24	2015-2020
Croatia	2010-2021	2010-2020	2011-2020	2015-2021	0-24	2010-2021
Cuba	2010-2021	-	2010-2020	2010-2020	0-24	2010-2020
Cyprus	2010-2021	2015-2020	2015-2020	2010-2020	0-24	2015-2021
Czechia	2010-2021	2015-2021	2015-2021	2010-2021	0-24	2010-2021
Denmark	2010-2021	2011-2020	2011-2020	2010-2021	0-24	2010-2021
Dominica	-	-	-	2010-2020	0-24	2010-2020
Dominican Republic	2010-2021	-	-	2012-2021	0-24	2012-2021
Ecuador	2010-2021	2015-2021	2015-2021	2010-2021	0-24	2010-2021
Egypt	2010-2021	-	-	2010-2020	0-24	2010-2020
Estonia	2010-2021	2015-2020	2015-2020	2010-2021	0-24	2010-2021
Eswatini	2018-2021	2018-2021	2018-2021	-	-	-
Ethiopia	2018-2021	2018-2021	2018-2021	-	0-4	2018-2021
Finland	2010-2021	2015-2020	2015-2020	2010-2021	0-24	2010-2021
France	2010-2021	2015-2020	2011-2020	2010-2020	0-24	2013-2021
French Guiana	2010-2020	-	-	2013-2020	0-24	2013-2020
French Polynesia	2010-2021	-	-	2017-2021	0-24	2017-2021
Georgia	2010-2021	2015-2021	2015-2021	2010-2021	0-24	2010-2021
Germany	2010-2021	2011-2020	2011-2020	2010-2020	0-24	2010-2020
Greece	2010-2021	2015-2021	2015-2021	2014-2020	0-24	2015-2021
Grenada	-	-	-	2010-2021	0-24	2010-2021
Guatemala	2010-2020	-	-	2010-2020	0-24	2010-2020
Honduras	2015-2021	2015-2021	-	2010-2021	0-4	2010-2021
Hong Kong - China SAR	-	-	-	2010-2021	0-24	2010-2021

Country	Live births	Stillbirths	Neonatal	Infant	Ages	Deaths
Hungary	2010-2021	2015-2020	2015-2020	2010-2021	0-24	2010-2021
Iceland	2010-2021	2015-2020	2015-2020	2013-2021	0-24	2010-2021
India	2015-2021	2015-2021	2015-2021	2011-2020	0-4	2017-2021
Iran	2010-2020	-	-	2013-2020	0-24	2013-2020
Ireland	2010-2021	2011-2020	2011-2020	2010-2020	0-24	2010-2020
Israel	2010-2021	2015-2020	2015-2021	2010-2021	0-24	2010-2021
Italy	2010-2021	2011-2020	2011-2020	2011-2021	0-24	2011-2021
Japan	2010-2021	2015-2021	2015-2021	2010-2021	0-24	2010-2021
Kazakhstan	2010-2021	-	2010-2020	2010-2021	0-24	2010-2021
Kenya	2018-2021	2018-2021	2018-2021	-	0-4	2018-2022
Kuwait	2010-2021	-	2015-2020	2010-2020	0-24	2010-2020
Kyrgyzstan	2010-2021	-	-	2010-2020	0-24	2010-2020
Latvia	2010-2021	2015-2021	2015-2021	2010-2021	0-24	2010-2021
Lebanon	-	-	-	2017-2021	0-24	2017-2021
Liberia	2015-2021	2015-2021	2015-2021	-	0-4	2015-2021
Libya	2015-2020	-	-	-	5-24	2015-2020
Liechtenstein	2010-2021	-	-	2010-2020	0-24	2010-2021
Lithuania	2010-2021	2015-2021	2015-2021	2010-2021	0-24	2010-2021
Luxembourg	2010-2021	2011-2021	2011-2021	2010-2021	0-24	2010-2021
Madagascar	2018-2021	2018-2021	2018-2021	-	-	-
Malawi	2018-2021	2018-2021	2018-2020	-	0-4	2018-2020
Malaysia	2010-2021	2015-2021	2015-2021	2010-2021	0-24	2010-2021
Maldives	2010-2021	2015-2021	2015-2021	2010-2021	0-24	2010-2021
Malta	2010-2021	2015-2021	2015-2021	2010-2020	0-24	2011-2021
Martinique	2010-2020	-	-	2014-2020	0-24	2014-2020
Mauritius	2010-2021	2015-2021	2015-2021	2010-2021	0-24	2010-2021
Mayotte	2014-2020	-	-	2014-2020	0-24	2014-2020
Mexico	2010-2020	2015-2020	2015-2020	2010-2020	0-24	2010-2020
Moldova	2010-2021	-	2010-2020	2015-2021	0-24	2015-2021
Mongolia	2010-2021	2015-2021	2015-2021	2010-2021	0-24	2010-2021
Montenegro	2010-2021	2015-2021	2010-2020	2010-2020	0-24	2010-2021
Montserrat	2010-2021	-	-	2010-2021	0-24	2010-2021
Mozambique	2018-2021	2018-2021	2018-2021	-	0-4	2018-2021
Nauru	2015-2020	2015-2020	2015-2020	2015-2020	0-24	2015-2020
Netherlands	2010-2021	2011-2021	2011-2021	2010-2020	0-24	2010-2021
New Zealand	2010-2021	-	-	2010-2021	0-24	2010-2021
Nicaragua	2010-2020	-	-	2010-2020	0-24	2010-2020
North Macedonia	2010-2021	2010-2020	2010-2020	2010-2021	0-24	2010-2021
Norway	2010-2021	2015-2021	2015-2021	2010-2021	0-24	2010-2021
Oman	2010-2021	2015-2020	2015-2020	2010-2021	0-24	2010-2021
Panama	2010-2021	2015-2021	2015-2021	2010-2021	0-24	2010-2021
Paraguay	-	-	-	2010-2020	0-24	2010-2020
Peru	2010-2021	-	-	2010-2020	0-24	2010-2020
Philippines	2010-2021	2015-2020	2015-2020	2010-2020	0-24	2010-2020
Poland	2010-2021	2011-2021	2015-2021	2015-2021	0-24	2010-2021
Portugal	2010-2021	2015-2021	2015-2021	2010-2021	0-24	2010-2021
Puerto Rico	2010-2020	-	-	2013-2020	0-24	2013-2020
Qatar	2010-2021	2015-2020	2015-2020	2010-2020	0-24	2010-2020
RÅ©union	2010-2020	-	-	2013-2020	0-24	2013-2020
Romania	2010-2021	2015-2021	2015-2021	2015-2021	0-24	2015-2021
Russia	2010-2021	-	2015-2020	2015-2020	0-24	2010-2020
Saint Lucia	-	-	-	2010-2020	0-24	2010-2020
Serbia	2010-2021	2015-2021	2015-2021	2010-2021	0-24	2010-2021
Seychelles	2010-2021	-	-	2010-2021	0-24	2010-2021
Singapore	2010-2021	2015-2020	2015-2020	2010-2020	0-24	2010-2020
Slovakia	2010-2021	2015-2021	2015-2021	2010-2021	0-24	2010-2021
Slovenia	2010-2021	2015-2021	2015-2021	2010-2020	0-24	2010-2021
South Africa	2010-2020	2014-2021	2014-2021	2010-2021	1-24	2010-2021
South Korea	2010-2021	2015-2021	2015-2021	2015-2021	0-24	2010-2020
Spain	2010-2021	2011-2021	2011-2021	2010-2021	0-24	2010-2021
Sri Lanka	2010-2021	2017-2021	2017-2021	2010-2021	0-14	2010-2021
State of Palestine	2010-2020	-	-	2012-2020	0-24	2012-2020
Suriname	2010-2020	-	-	2012-2020	0-24	2012-2020

Country	Live births	Stillbirths	Neonatal	Infant	Ages	Deaths
Sweden	2010-2021	2015-2020	2015-2020	2010-2021	0-24	2010-2021
Switzerland	2010-2021	2015-2021	2015-2021	2010-2021	0-24	2010-2021
Taiwan - Province of China	2010-2021	-	-	-	0-24	2010-2021
Thailand	2010-2021	-	-	2010-2021	0-24	2010-2021
Turkey	2010-2021	2015-2021	2015-2021	2010-2021	0-4	2010-2021
Turks and Caicos Islands	2010-2020	-	-	2014-2020	0-24	2014-2020
Uganda	2018-2021	2018-2021	2018-2021	-	0-4	2018-2022
Ukraine	2010-2021	2015-2021	2015-2021	2010-2021	0-24	2010-2021
United Arab Emirates	2010-2020	-	-	2016-2020	0-24	2016-2020
United Kingdom	2010-2020	2015-2020	2015-2020	2010-2020	0-24	2010-2020
Uruguay	2010-2021	2015-2021	2015-2021	2010-2021	0-24	2010-2021
USA	2010-2021	2015-2020	2015-2020	2010-2021	0-24	2010-2021
Uzbekistan	2010-2021	-	2015-2021	2010-2021	0-24	2010-2021
Zambia	2018-2021	2018-2021	2018-2021	-	-	-
Zimbabwe	2018-2021	2018-2021	2018-2021	-	-	-

### Data sources by country

Table S4 presents the sources in each country from which data on live births, stillbirths, neonatal, infant, and under-25 mortality was obtained.

**Table S4.** List of the populations included in the analyses, indicating the sources of information on stillbirths and mortality of neonates, infants, and under 24y.

Country / Territory	Measure	Source
Afghanistan	live births	Health Management Information System (HMIS)
Albania	live births	UNPD - Demographic Yearbook
American Samoa	live births	UNPD - Demographic Yearbook
Andorra	live births	UNPD - Demographic Yearbook
Antigua and Barbuda	live births	UNPD - Demographic Yearbook
Argentina	live births	UNICEF data call. Argentina Ministerio de Salud - CRVS. Data submitted to UNICEF via e-mail
Aruba	live births	UNPD - Demographic Yearbook
Australia	live births	UNICEF data call. Australian Bureau of Statistics. Vital statistics and civil registration (CRVS). <a href="https://www.abs.gov.au">https://www.abs.gov.au</a> .
Austria	live births	Short-term fertility fluctuations database (STFF)
Bangladesh	live births	Health Management Information System (HMIS)
Belgium	live births	Human Mortality Database (HMD)
Belize	live births	UNPD - Demographic Yearbook
Bermuda	live births	UNPD - Demographic Yearbook
Bosnia and Herzegovina	live births	UNPD - Demographic Yearbook
Brazil	live births	Ministerio da Saude - Datasus <a href="https://datasus.saude.gov.br/">https://datasus.saude.gov.br/</a>
Brunei Darussalam	live births	UNPD - Demographic Yearbook
Bulgaria	live births	UNICEF data call. National Statistical Institute of Bulgaria, Information System Demography. <a href="https://www.czso.cz/csu/czso/home">https://www.czso.cz/csu/czso/home</a> .
Burkina Faso	live births	Health Management Information System (HMIS)
Burundi	live births	Health Management Information System (HMIS)
Canada	live births	Short-term fertility fluctuations database (STFF)
Chile	live births	Short-term fertility fluctuations database (STFF)
China	live births	UNPD - World Population Prospects 2022 (WPP)
Colombia	live births	UNICEF data call. National Administrative Department of Statistics (DANE) - CRVS. Data submitted to UNICEF via e-mail
Costa Rica	live births	UNPD - Demographic Yearbook
Croatia	live births	Eurostat Database
Cuba	live births	UNPD - Demographic Yearbook
Cyprus	live births	Eurostat Database
Czechia	live births	UNICEF data call. Czech Statistical Office. CRVS-statistical reports on birth/death. <a href="https://www.czso.cz/csu/czso/home">https://www.czso.cz/csu/czso/home</a> .
Denmark	live births	Human Mortality Database (HMD)



Country / Territory	Measure	Source
Dominica	live births	UNPD - World Population Prospects 2022 (WPP)
Dominican Republic	live births	UNPD - Demographic Yearbook
Ecuador	live births	UNICEF data call. Instituto Nacional de Estadística y Censos (INEC) - CRVS. Data submitted to UNICEF via e-mail
Egypt	live births	UNPD - Demographic Yearbook
Estonia	live births	Short-term fertility fluctuations database (STFF)
Eswatini	live births	Health Management Information System (HMIS)
Ethiopia	live births	Health Management Information System (HMIS)
Finland	live births	UNICEF data call. Statistics Finland. Digital and Population Data Services Agency.
France	live births	Eurostat Database
French Guiana	live births	UNPD - Demographic Yearbook
French Polynesia	live births	UNPD - Demographic Yearbook
Georgia	live births	UNICEF data call. National Statistics Office of Georgia (Geostat). Administrative data.
Germany	live births	Eurostat Database
Greece	live births	Eurostat Database
Grenada	live births	UNPD - World Population Prospects 2022 (WPP)
Guatemala	live births	UNPD - Demographic Yearbook
Honduras	live births	UNICEF data call. Secretaria de Salud of Honduras. Area Estadística de la Salud. Data submitted to UNICEF via e-mail
Hong Kong - China SAR	live births	UNPD - World Population Prospects 2022 (WPP)
Hungary	live births	Eurostat Database
Iceland	live births	Short-term fertility fluctuations database (STFF)
India	live births	Ministry of Health and Family Welfare of India. Health Management Information System (HMIS). <a href="https://hmis.mohfw.gov.in">https://hmis.mohfw.gov.in</a>
Iran	live births	UNPD - Demographic Yearbook
Ireland	live births	Eurostat Database
Israel	live births	Short-term fertility fluctuations database (STFF)
Italy	live births	Eurostat Database
Japan	live births	Human Mortality Database (HMD)
Kazakhstan	live births	UNPD - Demographic Yearbook
Kenya	live births	Health Management Information System (HMIS)
Kuwait	live births	UNPD - Demographic Yearbook
Kyrgyzstan	live births	UNPD - Demographic Yearbook
Latvia	live births	Short-term fertility fluctuations database (STFF)
Lebanon	live births	UNPD - World Population Prospects 2022 (WPP)
Liberia	live births	Health Management Information System (HMIS)
Libya	live births	UNICEF data call. Libyan Civil Registration Authority. Electronic system based on actual deaths and births registered by date.
Liechtenstein	live births	Eurostat Database
Lithuania	live births	UNICEF data call. Statistics Lithuania. Population register.
Luxembourg	live births	Human Mortality Database (HMD)
Madagascar	live births	Health Management Information System (HMIS)
Malawi	live births	Health Management Information System (HMIS)
Malaysia	live births	UNICEF data call. Ministry of Health of Malaysia. Department of National Registration.
Maldives	live births	UNICEF data call. Maldives Ministry of Health. Vital registration.
Malta	live births	UNICEF data call. Ministry for Health and National Statistics Office of Malta. Malta National Birth and Mortality Registry. Data submitted to UNICEF via email.
Martinique	live births	UNPD - Demographic Yearbook
Mauritius	live births	UNICEF data call. Statistics Mauritius, Vital statistics and civil registration.
Mayotte	live births	UNPD - Demographic Yearbook
Mexico	live births	Instituto Nacional de Estadística y Geografía (INEGI) - CRVS
Moldova	live births	UNPD - Demographic Yearbook
Mongolia	live births	UNPD - Demographic Yearbook
Montenegro	live births	UNICEF data call. Montenegro Statistical Office and Institute of Public Health of Montenegro. Vital registration data. Data submitted to UNICEF via email.
Montserrat	live births	UNPD - Demographic Yearbook
Mozambique	live births	Countrywide Mortality Surveillance for Action (COMSA)
Nauru	live births	UNICEF data call. Government of the Republic of Nauru. Birth Notification and Certificate and Cause of Death Notification.
Netherlands	live births	Short-term fertility fluctuations database (STFF)
New Zealand	live births	UNPD - Demographic Yearbook
Nicaragua	live births	UNPD - Demographic Yearbook
North Macedonia	live births	UNPD - Demographic Yearbook
Norway	live births	Human Mortality Database (HMD)

Country / Territory	Measure	Source
Oman	live births	UNPD - Demographic Yearbook
Panama	live births	UNICEF data call. Panama Ministry of Health. Vital statistics and civil registration.
Paraguay	live births	UNPD - World Population Prospects 2022 (WPP)
Peru	live births	UNPD - Demographic Yearbook
Philippines	live births	UNPD - Demographic Yearbook
Poland	live births	UNICEF data call. Statistics Poland. Civil Registration and Vital Statistics. <a href="https://stat.gov.pl/">https://stat.gov.pl/</a> .
Portugal	live births	UNICEF data call. Statistics Portugal. Civil Registration and Vital Statistics.
Puerto Rico	live births	UNPD - Demographic Yearbook
Qatar	live births	UNPD - Demographic Yearbook
Reunion	live births	UNPD - Demographic Yearbook
Romania	live births	Short-term fertility fluctuations database (STFF)
Russia	live births	UNPD - Demographic Yearbook
Saint Lucia	live births	UNPD - World Population Prospects 2022 (WPP)
Serbia	live births	UNPD - Demographic Yearbook
Seychelles	live births	UNPD - Demographic Yearbook
Singapore	live births	UNPD - Demographic Yearbook
Slovakia	live births	Short-term fertility fluctuations database (STFF)
Slovenia	live births	Short-term fertility fluctuations database (STFF)
South Africa	live births	UNPD - Dorrington, R.
South Korea	live births	UNICEF data call. Statistics Korea. Civil registration system. <a href="https://kosis.kr">https://kosis.kr</a> , <a href="https://mdis.kostat.go.kr">https://mdis.kostat.go.kr</a> .
Spain	live births	Short-term fertility fluctuations database (STFF)
Sri Lanka	live births	UNPD - Demographic Yearbook
State of Palestine	live births	UNPD - Demographic Yearbook
Suriname	live births	UNPD - Demographic Yearbook
Sweden	live births	Human Mortality Database (HMD)
Switzerland	live births	UNICEF data call. Federal statistical office, Switzerland. Vita Statistics, BEVNAT. <a href="https://www.bfs.admin.ch/bfs/en/home/statistics/population/births-deaths/">https://www.bfs.admin.ch/bfs/en/home/statistics/population/births-deaths/</a> .
Taiwan - Province of China	live births	Short-term fertility fluctuations database (STFF)
Thailand	live births	UNPD - Demographic Yearbook
Turkey	live births	UNICEF data call. Turkish Statistical Institute (TURKSTAT) and Turkish Ministry of Health. Central Civil Registration System (MERNİS) and Death Notification System (OBS).
Turks and Caicos Islands	live births	UNPD - Demographic Yearbook
Uganda	live births	Health Management Information System (HMIS)
Ukraine	live births	Short-term fertility fluctuations database (STFF)
United Arab Emirates	live births	UNPD - Demographic Yearbook
United Kingdom	live births	Human Mortality Database (HMD)
Uruguay	live births	UNICEF data call. Uruguay Ministry of Health. Vital Statistics. <a href="https://uins.msp.gub.uy/">https://uins.msp.gub.uy/</a> .
USA	live births	Human Mortality Database (HMD)
Uzbekistan	live births	UNPD - Demographic Yearbook
Zambia	live births	Health Management Information System (HMIS)
Zimbabwe	live births	Health Management Information System (HMIS)
Albania	population	UNPD - World Population Prospects 2022 (WPP)
American Samoa	population	UNPD - World Population Prospects 2022 (WPP)
Andorra	population	UNPD - World Population Prospects 2022 (WPP)
Antigua and Barbuda	population	UNPD - World Population Prospects 2022 (WPP)
Argentina	population	UNPD - World Population Prospects 2022 (WPP)
Aruba	population	UNPD - World Population Prospects 2022 (WPP)
Australia	population	Human Mortality Database (HMD)
Austria	population	UNPD - World Population Prospects 2022 (WPP)
Bangladesh	population	UNPD - World Population Prospects 2022 (WPP)
Belgium	population	Human Mortality Database (HMD)
Belize	population	UNPD - World Population Prospects 2022 (WPP)
Bermuda	population	UNPD - World Population Prospects 2022 (WPP)
Bosnia and Herzegovina	population	UNPD - World Population Prospects 2022 (WPP)
Brazil	population	UNPD - World Population Prospects 2022 (WPP)
Brunei Darussalam	population	UNPD - World Population Prospects 2022 (WPP)
Bulgaria	population	Human Mortality Database (HMD)
Canada	population	Human Mortality Database (HMD)

Country / Territory	Measure	Source
Chile	population	Human Mortality Database (HMD)
China	population	UNPD - World Population Prospects 2022 (WPP)
Colombia	population	UNPD - World Population Prospects 2022 (WPP)
Costa Rica	population	UNPD - World Population Prospects 2022 (WPP)
Croatia	population	Human Mortality Database (HMD)
Cuba	population	UNPD - World Population Prospects 2022 (WPP)
Cyprus	population	UNPD - World Population Prospects 2022 (WPP)
Czechia	population	Human Mortality Database (HMD)
Denmark	population	Human Mortality Database (HMD)
Dominica	population	UNPD - World Population Prospects 2022 (WPP)
Dominican Republic	population	UNPD - World Population Prospects 2022 (WPP)
Ecuador	population	UNPD - World Population Prospects 2022 (WPP)
Egypt	population	UNPD - World Population Prospects 2022 (WPP)
Estonia	population	UNPD - World Population Prospects 2022 (WPP)
Finland	population	Human Mortality Database (HMD)
France	population	Human Mortality Database (HMD)
French Guiana	population	UNPD - World Population Prospects 2022 (WPP)
French Polynesia	population	UNPD - World Population Prospects 2022 (WPP)
Georgia	population	UNPD - World Population Prospects 2022 (WPP)
Germany	population	Human Mortality Database (HMD)
Greece	population	UNPD - World Population Prospects 2022 (WPP)
Grenada	population	UNPD - World Population Prospects 2022 (WPP)
Guatemala	population	UNPD - World Population Prospects 2022 (WPP)
Honduras	population	UNPD - World Population Prospects 2022 (WPP)
Hong Kong - China SAR	population	UNPD - World Population Prospects 2022 (WPP)
Hungary	population	Human Mortality Database (HMD)
Iceland	population	Human Mortality Database (HMD)
India	population	UNPD - World Population Prospects 2022 (WPP)
Iran	population	UNPD - World Population Prospects 2022 (WPP)
Ireland	population	Human Mortality Database (HMD)
Israel	population	UNPD - World Population Prospects 2022 (WPP)
Italy	population	UNPD - World Population Prospects 2022 (WPP)
Japan	population	Human Mortality Database (HMD)
Kazakhstan	population	UNPD - World Population Prospects 2022 (WPP)
Kuwait	population	UNPD - World Population Prospects 2022 (WPP)
Kyrgyzstan	population	UNPD - World Population Prospects 2022 (WPP)
Latvia	population	UNPD - World Population Prospects 2022 (WPP)
Lebanon	population	UNPD - World Population Prospects 2022 (WPP)
Libya	population	UNPD - World Population Prospects 2022 (WPP)
Liechtenstein	population	UNPD - World Population Prospects 2022 (WPP)
Lithuania	population	Human Mortality Database (HMD)
Luxembourg	population	Human Mortality Database (HMD)
Malaysia	population	UNPD - World Population Prospects 2022 (WPP)
Maldives	population	UNPD - World Population Prospects 2022 (WPP)
Malta	population	UNPD - World Population Prospects 2022 (WPP)
Martinique	population	UNPD - World Population Prospects 2022 (WPP)
Mauritius	population	UNPD - World Population Prospects 2022 (WPP)
Mayotte	population	UNPD - World Population Prospects 2022 (WPP)
Mexico	population	UNPD - World Population Prospects 2022 (WPP)
Moldova	population	UNPD - World Population Prospects 2022 (WPP)
Mongolia	population	UNPD - World Population Prospects 2022 (WPP)
Montenegro	population	UNPD - World Population Prospects 2022 (WPP)
Montserrat	population	UNPD - World Population Prospects 2022 (WPP)
Nauru	population	UNPD - World Population Prospects 2022 (WPP)
Netherlands	population	UNPD - World Population Prospects 2022 (WPP)
New Zealand	population	Human Mortality Database (HMD)
Nicaragua	population	UNPD - World Population Prospects 2022 (WPP)
North Macedonia	population	UNPD - World Population Prospects 2022 (WPP)
Norway	population	Human Mortality Database (HMD)
Oman	population	UNPD - World Population Prospects 2022 (WPP)
Panama	population	UNPD - World Population Prospects 2022 (WPP)
Paraguay	population	UNPD - World Population Prospects 2022 (WPP)
Peru	population	UNPD - World Population Prospects 2022 (WPP)

Country / Territory	Measure	Source
Philippines	population	UNPD - World Population Prospects 2022 (WPP)
Poland	population	UNPD - World Population Prospects 2022 (WPP)
Portugal	population	Human Mortality Database (HMD)
Puerto Rico	population	UNPD - World Population Prospects 2022 (WPP)
Qatar	population	UNPD - World Population Prospects 2022 (WPP)
Reunion	population	UNPD - World Population Prospects 2022 (WPP)
Romania	population	UNPD - World Population Prospects 2022 (WPP)
Russia	population	UNPD - World Population Prospects 2022 (WPP)
Saint Lucia	population	UNPD - World Population Prospects 2022 (WPP)
Serbia	population	UNPD - World Population Prospects 2022 (WPP)
Seychelles	population	UNPD - World Population Prospects 2022 (WPP)
Singapore	population	UNPD - World Population Prospects 2022 (WPP)
Slovakia	population	UNPD - World Population Prospects 2022 (WPP)
Slovenia	population	UNPD - World Population Prospects 2022 (WPP)
South Africa	population	UNPD - World Population Prospects 2022 (WPP)
South Korea	population	Human Mortality Database (HMD)
Spain	population	Human Mortality Database (HMD)
Sri Lanka	population	UNPD - World Population Prospects 2022 (WPP)
State of Palestine	population	UNPD - World Population Prospects 2022 (WPP)
Suriname	population	UNPD - World Population Prospects 2022 (WPP)
Sweden	population	Human Mortality Database (HMD)
Switzerland	population	Human Mortality Database (HMD)
Taiwan - Province of China	population	UNPD - World Population Prospects 2022 (WPP)
Thailand	population	UNPD - World Population Prospects 2022 (WPP)
Turkey	population	UNPD - World Population Prospects 2022 (WPP)
Turks and Caicos Islands	population	UNPD - World Population Prospects 2022 (WPP)
Ukraine	population	UNPD - World Population Prospects 2022 (WPP)
United Arab Emirates	population	UNPD - World Population Prospects 2022 (WPP)
United Kingdom	population	Human Mortality Database (HMD)
Uruguay	population	UNPD - World Population Prospects 2022 (WPP)
USA	population	Human Mortality Database (HMD)
Uzbekistan	population	UNPD - World Population Prospects 2022 (WPP)
Afghanistan	stillbirths	Health Management Information System (HMIS)
Albania	stillbirths	Eurostat Database
Andorra	stillbirths	UNICEF data call. Andorra Ministry of Health. Mortality and birth register of <a href="https://www.salut.ad/temes-de-salut/natalitat-i-mortalitat">https://www.salut.ad/temes-de-salut/natalitat-i-mortalitat</a> .
Argentina	stillbirths	UNICEF data call. Argentina Ministerio de Salud - CRVS. Data submitted to UNICEF via e-mail
Australia	stillbirths	UNICEF data call. Australian Bureau of Statistics. Vital statistics and civil registration (CRVS). <a href="https://www.abs.gov.au">https://www.abs.gov.au</a> .
Austria	stillbirths	Eurostat Database
Bangladesh	stillbirths	Health Management Information System (HMIS)
Belgium	stillbirths	Eurostat Database
Bosnia and Herzegovina	stillbirths	UNICEF data call. Agency for Statistics of Bosnia and Herzegovina. Civil registration and vital statistics.
Brazil	stillbirths	UNICEF data call. Ministerio da Saude - Datasus <a href="https://datasus.saude.gov.br/">https://datasus.saude.gov.br/</a>
Bulgaria	stillbirths	UNICEF data call. National Statistical Institute of Bulgaria, Information System Demography. <a href="https://www.czso.cz/csu/czso/home">https://www.czso.cz/csu/czso/home</a> .
Burkina Faso	stillbirths	Health Management Information System (HMIS)
Burundi	stillbirths	Health Management Information System (HMIS)
Canada	stillbirths	UNICEF data call. Statistics Canada. Vital statistics and civil registration (CRVS). <a href="https://www23.statcan.gc.ca/">https://www23.statcan.gc.ca/</a>
Colombia	stillbirths	National Administrative Department of Statistics (DANE) - CRVS
Croatia	stillbirths	Eurostat Database
Cyprus	stillbirths	UNICEF data call. Republic of Cyprus. Ministry of Health. Medical Birth and Death Registry.
Czechia	stillbirths	UNICEF data call. Czech Statistical Office. CRVS-statistical reports on birth/death. <a href="https://www.czso.cz/csu/czso/home">https://www.czso.cz/csu/czso/home</a> .
Denmark	stillbirths	Eurostat Database
Ecuador	stillbirths	UNICEF data call. Instituto Nacional de Estadística y Censos (INEC) - CRVS. Data submitted to UNICEF via e-mail

Country / Territory	Measure	Source
Estonia	stillbirths	UNICEF data call. National Institute for Health Development, Estonia. Estonian Medical Birth Registry and Estonian Abortion Registry and Estonian Causes of Death Registry
Eswatini	stillbirths	Health Management Information System (HMIS)
Ethiopia	stillbirths	Health Management Information System (HMIS)
Finland	stillbirths	UNICEF data call. Statistics Finland. Digital and Population Data Services Agency.
France	stillbirths	UNICEF data call. Syst�me National des Donn�es de Sant� (SNDS) - CRVS
Georgia	stillbirths	UNICEF data call. National Statistics Office of Georgia (Geostat).
Germany	stillbirths	Eurostat Database
Greece	stillbirths	UNICEF data call. Hellenic Statistical Authority - CRVS. Data submitted to UNICEF via email.
Honduras	stillbirths	UNICEF data call. Secretaria de Salud of Honduras. Area Estadistica de la Salud. Data submitted to UNICEF via e-mail
Hungary	stillbirths	UNICEF data call. Hungarian Central Statistical Office. Department of Population Statistics. <a href="https://www.ksh.hu/">https://www.ksh.hu/</a> .
Iceland	stillbirths	UNICEF data call. Icelandic Medical Birth Registry
India	stillbirths	Ministry of Health and Family Welfare of India. Health Management Information System (HMIS). <a href="https://hmis.mohfw.gov.in">https://hmis.mohfw.gov.in</a>
Ireland	stillbirths	Eurostat Database
Israel	stillbirths	UNICEF data call. Israel Central Bureau of Statistics. Forms from hospitals for stillbirths. <a href="http://www.cbs.gov.il">www.cbs.gov.il</a> .
Italy	stillbirths	Eurostat Database
Japan	stillbirths	UNICEF data call. Ministry of Health of Japan, Labour and Welfare. Vital Statistics of Japan. <a href="https://www.e-stat.go.jp/">https://www.e-stat.go.jp/</a> .
Kenya	stillbirths	Health Management Information System (HMIS)
Latvia	stillbirths	UNICEF data call. Latvia Ministry of Health, The Centre for Disease Prevention and Control of Latvia. Medical Birth Register and Register of Causes of Death.
Liberia	stillbirths	Health Management Information System (HMIS)
Lithuania	stillbirths	UNICEF data call. Statistics Lithuania. Population register.
Luxembourg	stillbirths	Eurostat Database
Madagascar	stillbirths	Health Management Information System (HMIS)
Malawi	stillbirths	Health Management Information System (HMIS)
Malaysia	stillbirths	UNICEF data call. Ministry of Health of Malaysia. Department of National Registration.
Maldives	stillbirths	UNICEF data call. Maldives Ministry of Health. Vital registration.
Malta	stillbirths	UNICEF data call. Ministry for Health and National Statistics Office of Malta. Malta National Birth and Mortality Registry. Data submitted to UNICEF via email.
Mauritius	stillbirths	UNICEF data call. Statistics Mauritius, Vital statistics and civil registration.
Mexico	stillbirths	Instituto Nacional de Estadistica y Geografia (INEGI) - CRVS
Mongolia	stillbirths	UNICEF data call. Mongolia Ministry of Health. National Center for Health Development. Administrative records.
Montenegro	stillbirths	UNICEF data call. Montenegro Statistical Office and Institute of Public Health of Montenegro. Vital registration data. Data submitted to UNICEF via email.
Mozambique	stillbirths	Countrywide Mortality Surveillance for Action (COMSA)
Nauru	stillbirths	UNICEF data call. Government of the Republic of Nauru. Birth Notification and Certificate and Cause of Death Notification.
Netherlands	stillbirths	Eurostat Database
North Macedonia	stillbirths	Eurostat Database
Norway	stillbirths	UNICEF data call. Statistics Norway. Medical Birth Registry of Norway and Norwegian Cause of Death Registry.
Oman	stillbirths	UNICEF data call. Government of Oman. Vital statistics and civil registration and Health Information System.
Panama	stillbirths	UNICEF data call. Panama Ministry of Health. Vital statistics and civil registration.
Philippines	stillbirths	UNICEF data call. Philippine Statistics Authority - CRVS. Data submitted to UNICEF via e-mail
Poland	stillbirths	Eurostat Database
Portugal	stillbirths	UNICEF data call. Statistics Portugal. Civil Registration and Vital Statistics.
Qatar	stillbirths	UNICEF data call. Qatar Ministry of Public Health. Births and Deaths Registration.
Romania	stillbirths	UNICEF data call. National Institute of Statistics of Romania. Vital registration. <a href="https://insse.ro/cms/en">https://insse.ro/cms/en</a>
Serbia	stillbirths	UNICEF data call. Statistical Office of the Republic of Serbia. Administrative data source. Birth and death register.
Singapore	stillbirths	UNICEF data call. Singapore Ministry of Health. Registry of Births and Deaths.
Slovakia	stillbirths	UNICEF data call. Statistical Office of the Slovak Republic, Registry offices. Statistical Report on Birth and Medical Report and the Statistical Report on Death.
Slovenia	stillbirths	UNICEF data call. National Institute of Public Health - CRVS

Country / Territory	Measure	Source
South Africa	stillbirths	UNICEF data call. Rapid Mortality Surveillance, supplied by R. Dorrington.
South Korea	stillbirths	UNICEF data call. Statistics Korea. Civil registration system. <a href="https://kosis.kr">https://kosis.kr</a> , <a href="https://mdis.kostat.go.kr">https://mdis.kostat.go.kr</a> .
Spain	stillbirths	Eurostat Database
Sri Lanka	stillbirths	UNICEF data call. Perinatal death Surveillance unit -Family Health Bureau - CRVS
Sweden	stillbirths	UNICEF data call. Swedish National Board of Health and Welfare. The Swedish Medical Birth Register and the Swedish Cause of Death Register.
Switzerland	stillbirths	UNICEF data call. Federal statistical office, Switzerland. Vita Statistics, BEVNAT. <a href="https://www.bfs.admin.ch/bfs/en/home/statistics/population/births-deaths/">https://www.bfs.admin.ch/bfs/en/home/statistics/population/births-deaths/</a> .
Turkey	stillbirths	UNICEF data call. Turkish Statistical Institute (TURKSTAT) and Turkish Ministry of Health. Central Civil Registration System (MERNİS) and Death Notification System (OBS).
Uganda	stillbirths	Health Management Information System (HMIS)
Ukraine	stillbirths	UNICEF data call. State Statistics Service of Ukraine. Administrative data of vital records.
United Kingdom	stillbirths	UNICEF data call. Mothers and Babies: Reducing Risk through Audits and Confidential Enquiries across the UK (MBRRACE-UK) - CRSV
Uruguay	stillbirths	UNICEF data call. Uruguay Ministry of Health. Vital Statistics. <a href="https://uins.msp.gub.uy/">https://uins.msp.gub.uy/</a> .
USA	stillbirths	UNICEF data call. Centers for Disease Control and Prevention of the United States (CDC) - CRVS. Data submitted to UNICEF via e-mail
Zambia	stillbirths	Health Management Information System (HMIS)
Zimbabwe	stillbirths	Health Management Information System (HMIS)
Albania	neonatal	UNPD - Eurostat Database
Andorra	neonatal	UNICEF data call. Andorra Ministry of Health. Mortality and birth register of <a href="https://www.salut.ad/temes-de-salut/natalitat-i-mortalitat">https://www.salut.ad/temes-de-salut/natalitat-i-mortalitat</a> .
Argentina	neonatal	UNICEF data call. Argentina Ministerio de Salud - CRVS. Data submitted to UNICEF via e-mail
Australia	neonatal	UNICEF data call. Australian Bureau of Statistics. Vital statistics and civil registration (CRVS). <a href="https://www.abs.gov.au">https://www.abs.gov.au</a> .
Austria	neonatal	Eurostat Database
Bangladesh	neonatal	Health Management Information System (HMIS)
Belgium	neonatal	Eurostat Database
Bosnia and Herzegovina	neonatal	UNICEF data call. Agency for Statistics of Bosnia and Herzegovina. Civil registration and vital statistics.
Brazil	neonatal	UNICEF data call. Ministerio da Saude - Datasus <a href="https://datasus.saude.gov.br/">https://datasus.saude.gov.br/</a>
Bulgaria	neonatal	UNICEF data call. National Statistical Institute of Bulgaria, Information System Demography. <a href="https://www.czso.cz/csu/czso/home">https://www.czso.cz/csu/czso/home</a> .
Burkina Faso	neonatal	Health Management Information System (HMIS)
Burundi	neonatal	Health Management Information System (HMIS)
Canada	neonatal	UNICEF data call. Statistics Canada. Vital statistics and civil registration (CRVS). <a href="https://www23.statcan.gc.ca/">https://www23.statcan.gc.ca/</a>
Colombia	neonatal	UNICEF data call. National Administrative Department of Statistics (DANE) - CRVS. Data submitted to UNICEF via e-mail
Costa Rica	neonatal	UNPD - UN IGME Total Under-5 Mortality Rate, Infant Mortality Rate and Neonatal mortality rate database 2021.
Croatia	neonatal	Eurostat Database
Cuba	neonatal	UNPD - UN IGME Total Under-5 Mortality Rate, Infant Mortality Rate and Neonatal mortality rate database 2021.
Cyprus	neonatal	UNICEF data call. Republic of Cyprus. Ministry of Health. Medical Birth and Death Registry.
Czechia	neonatal	UNICEF data call. Czech Statistical Office. CRVS-statistical reports on birth/death. <a href="https://www.czso.cz/csu/czso/home">https://www.czso.cz/csu/czso/home</a> .
Denmark	neonatal	Eurostat Database
Ecuador	neonatal	UNICEF data call. Instituto Nacional de Estadística y Censos (INEC) - CRVS. Data submitted to UNICEF via e-mail
Estonia	neonatal	UNICEF data call. National Institute for Health Development, Estonia. Estonian Medical Birth Registry and Estonian Abortion Registry and Estonian Causes of Death Registry
Eswatini	neonatal	Health Management Information System (HMIS)
Ethiopia	neonatal	Health Management Information System (HMIS)
Finland	neonatal	UNICEF data call. Statistics Finland. Digital and Population Data Services Agency.
France	neonatal	Eurostat Database
Georgia	neonatal	UNICEF data call. National Statistics Office of Georgia (Geostat). Administrative data. <a href="https://www.geostat.ge/en/modules/categories/316/population-and-demography">https://www.geostat.ge/en/modules/categories/316/population-and-demography</a> .
Germany	neonatal	Eurostat Database

Country / Territory	Measure	Source
Greece	neonatal	UNICEF data call. Hellenic Statistical Authority - CRVS. Data submitted to UNICEF via email.
Hungary	neonatal	UNICEF data call. Hungarian Central Statistical Office. Department of Population Statistics. <a href="https://www.ksh.hu/">https://www.ksh.hu/</a> .
Iceland	neonatal	UNICEF data call. Icelandic Medical Birth Registry
India	neonatal	Ministry of Health and Family Welfare of India. Health Management Information System (HMIS). <a href="https://hmis.mohfw.gov.in">https://hmis.mohfw.gov.in</a>
Ireland	neonatal	Eurostat Database
Israel	neonatal	UNICEF data call. Israel Central Bureau of Statistics. Population register. <a href="http://www.cbs.gov.il">www.cbs.gov.il</a> .
Italy	neonatal	Eurostat Database
Japan	neonatal	UNICEF data call. Ministry of Health of Japan, Labour and Welfare. Vital Statistics of Japan. <a href="https://www.e-stat.go.jp/">https://www.e-stat.go.jp/</a> .
Kazakhstan	neonatal	UNPD - UN IGME Total Under-5 Mortality Rate, Infant Mortality Rate and Neonatal mortality rate database 2021.
Kenya	neonatal	Health Management Information System (HMIS)
Kuwait	neonatal	UNICEF data call. Kuwait Central Statistical Bureau and Kuwait Ministry of Health. Vital Statistics.
Latvia	neonatal	UNICEF data call. Latvia Ministry of Health, The Centre for Disease Prevention and Control of Latvia. Medical Birth Register and Register of Causes of Death.
Liberia	neonatal	Health Management Information System (HMIS)
Lithuania	neonatal	UNICEF data call. Statistics Lithuania. Population register.
Luxembourg	neonatal	Eurostat Database
Madagascar	neonatal	Health Management Information System (HMIS)
Malawi	neonatal	Health Management Information System (HMIS)
Malaysia	neonatal	UNICEF data call. Ministry of Health of Malaysia. Department of National Registration.
Maldives	neonatal	UNICEF data call. Maldives Ministry of Health. Vital registration.
Malta	neonatal	UNICEF data call. Ministry for Health and National Statistics Office of Malta. Malta National Birth and Mortality Registry. Data submitted to UNICEF via email.
Mauritius	neonatal	UNICEF data call. Statistics Mauritius, Vital statistics and civil registration.
Mexico	neonatal	Instituto Nacional de Estadística y Geografía (INEGI) - CRVS
Moldova	neonatal	UNPD - UN IGME Total Under-5 Mortality Rate, Infant Mortality Rate and Neonatal mortality rate database 2021.
Mongolia	neonatal	UNICEF data call. Mongolia Ministry of Health. National Center for Health Development. Administrative records.
Montenegro	neonatal	UNPD - UN IGME Total Under-5 Mortality Rate, Infant Mortality Rate and Neonatal mortality rate database 2021.
Mozambique	neonatal	Countrywide Mortality Surveillance for Action (COMSA)
Nauru	neonatal	UNICEF data call. Government of the Republic of Nauru. Birth Notification and Certificate and Cause of Death Notification.
Netherlands	neonatal	Eurostat Database
North Macedonia	neonatal	UNPD - Eurostat Database
Norway	neonatal	UNICEF data call. Statistics Norway. Medical Birth Registry of Norway and Norwegian Cause of Death Registry.
Oman	neonatal	UNICEF data call. Government of Oman. Vital statistics and civil registration and Health Information System.
Panama	neonatal	UNICEF data call. Panama Ministry of Health. Vital statistics and civil registration.
Philippines	neonatal	UNICEF data call. Philippine Statistics Authority - CRVS. Data submitted to UNICEF via e-mail
Poland	neonatal	UNICEF data call. Statistics Poland. Civil Registration and Vital Statistics. <a href="https://stat.gov.pl/">https://stat.gov.pl/</a> .
Portugal	neonatal	UNICEF data call. Statistics Portugal. Civil Registration and Vital Statistics.
Qatar	neonatal	UNICEF data call. Qatar Ministry of Public Health. Births and Deaths Registration.
Romania	neonatal	UNICEF data call. National Institute of Statistics of Romania. Vital registration. <a href="https://insse.ro/cms/en">https://insse.ro/cms/en</a>
Russia	neonatal	UNICEF data call. Russian Federal State Statistics Service. Vital registration data. Data submitted to UNICEF via email.
Serbia	neonatal	UNICEF data call. Statistical Office of the Republic of Serbia. Administrative data source. Birth and death register.
Singapore	neonatal	UNICEF data call. Singapore Ministry of Health. Registry of Births and Deaths.
Slovakia	neonatal	UNICEF data call. Statistical Office of the Slovak Republic, Registry offices. Statistical Report on Birth and Medical Report and the Statistical Report on Death.
Slovenia	neonatal	UNICEF data call. National Institute of Public Health - CRVS
South Africa	neonatal	UNICEF data call. Rapid Mortality Surveillance, supplied by R. Dorrington.

Country / Territory	Measure	Source
South Korea	neonatal	UNICEF data call. Statistics Korea. Civil registration system. <a href="https://kosis.kr">https://kosis.kr</a> , <a href="https://mdis.kostat.go.kr">https://mdis.kostat.go.kr</a> .
Spain	neonatal	Eurostat Database
Sri Lanka	neonatal	UNICEF data call. Perinatal death Surveillance unit -Family Health Bureau - CRVS
Sweden	neonatal	UNICEF data call. Swedish National Board of Health and Welfare. The Swedish Medical Birth Register and the Swedish Cause of Death Register,
Switzerland	neonatal	UNICEF data call. Federal statistical office, Switzerland. Vita Statistics, BEVNAT.
Turkey	neonatal	UNICEF data call. Turkish Statistical Institute (TURKSTAT) and Turkish Ministry of Health. Central Civil Registration System (MERNİS) and Death Notification System (OBS).
Uganda	neonatal	Health Management Information System (HMIS)
Ukraine	neonatal	UNICEF data call. State Statistics Service of Ukraine. Administrative data of vital records.
United Kingdom	neonatal	UNICEF data call. Mothers and Babies: Reducing Risk through Audits and Confidential Enquiries across the UK (MBRRACE-UK) - CRSV
Uruguay	neonatal	UNICEF data call. Uruguay Ministry of Health. Vital Statistics. <a href="https://uins.msp.gub.uy/">https://uins.msp.gub.uy/</a> .
USA	neonatal	UNICEF data call. Centers for Disease Control and Prevention of the United States (CDC) - CRVS. Data submitted to UNICEF via e-mail
Uzbekistan	neonatal	UNICEF data call. Statistics Agency under the President of the Republic of Uzbekistan. Department of Demography and Labor Statistics. Vital registration.
Zambia	neonatal	Health Management Information System (HMIS)
Zimbabwe	neonatal	Health Management Information System (HMIS)
Albania	infant	Eurostat Database
American Samoa	infant	UNPD - Demographic Yearbook
Andorra	infant	UNPD - WHO All-Cause Mortality Data Call
Antigua and Barbuda	infant	WHO Mortality Database
Argentina	infant	UNPD - WHO Mortality Data base
Aruba	infant	UNPD - Demographic Yearbook
Australia	infant	UNICEF data call. Australian Bureau of Statistics. Vital statistics and civil registration (CRVS). <a href="https://www.abs.gov.au">https://www.abs.gov.au</a> .
Austria	infant	WHO Mortality Database
Bangladesh	infant	Bangladesh Bureau of Statistics - CRVS
Belgium	infant	Human Mortality Database (HMD)
Belize	infant	UNPD - Demographic Yearbook
Bermuda	infant	UNPD - Demographic Yearbook
Bosnia and Herzegovina	infant	UNICEF data call. Agency for Statistics of Bosnia and Herzegovina. Civil registration and vital statistics.
Brazil	infant	Ministerio da Saude - Datasus <a href="https://datasus.saude.gov.br/">https://datasus.saude.gov.br/</a>
Brunei Darussalam	infant	UNPD - Demographic Yearbook
Bulgaria	infant	UNPD - WHO All-Cause Mortality Data Call
Canada	infant	UNPD - WHO All-Cause Mortality Data Call
Chile	infant	UNPD - WHO All-Cause Mortality Data Call
China	infant	National Bureau of Statistics of China - SVR
Colombia	infant	UNICEF data call. National Administrative Department of Statistics (DANE) - CRVS. Data submitted to UNICEF via e-mail
Costa Rica	infant	UNPD - WHO All-Cause Mortality Data Call
Croatia	infant	UNPD - WHO All-Cause Mortality Data Call
Cuba	infant	WHO Mortality Database
Cyprus	infant	UNICEF data call. Republic of Cyprus. Ministry of Health. Medical Birth and Death Registry.
Czechia	infant	Human Mortality Database (HMD)
Denmark	infant	Human Mortality Database (HMD)
Dominica	infant	UNPD - WHO Mortality Data base
Dominican Republic	infant	UNPD - Demographic Yearbook
Ecuador	infant	WHO Mortality Database
Egypt	infant	UNPD - Demographic Yearbook
Estonia	infant	WHO Mortality Database
Finland	infant	Human Mortality Database (HMD)
France	infant	Eurostat Database
French Guiana	infant	UNPD - Demographic Yearbook
French Polynesia	infant	UNPD - Demographic Yearbook
Georgia	infant	UNICEF data call. National Statistics Office of Georgia (Geostat). Administrative data. <a href="https://www.geostat.ge/en/modules/categories/316/population-and-demography">https://www.geostat.ge/en/modules/categories/316/population-and-demography</a> .
Germany	infant	Eurostat Database



Country / Territory	Measure	Source
Greece	infant	WHO Mortality Database
Grenada	infant	WHO Mortality Database
Guatemala	infant	WHO Mortality Database
Honduras	infant	UNICEF data call. Secretaria de Salud of Honduras. Area Estadistica de la Salud. Data submitted to UNICEF via e-mail
Hong Kong - China SAR	infant	UNPD - Demographic Yearbook
Hungary	infant	UNICEF data call. Hungarian Central Statistical Office. Department of Population Statistics. <a href="https://www.ksh.hu/">https://www.ksh.hu/</a> .
Iceland	infant	UNPD - Demographic Yearbook
India	infant	Office of the Registrar General & Census Commissioner, India (ORGI) - Sample Registration System (SRS)
Iran	infant	UNPD - Demographic Yearbook
Ireland	infant	Human Mortality Database (HMD)
Israel	infant	UNICEF data call. Israel Central Bureau of Statistics. Population register. <a href="http://www.cbs.gov.il">www.cbs.gov.il</a> .
Italy	infant	Short-term mortality fluctuations database (STMF)
Japan	infant	Human Mortality Database (HMD)
Kazakhstan	infant	UNPD - Demographic Yearbook
Kuwait	infant	UNICEF data call. Kuwait Central Statistical Bureau and Kuwait Ministry of Health. Vital Statistics.
Kyrgyzstan	infant	UNPD - Demographic Yearbook
Latvia	infant	UNICEF data call. Latvia Ministry of Health, The Centre for Disease Prevention and Control of Latvia. Medical Birth Register and Register of Causes of Death. <a href="https://statistika.spkc.gov.lv/">https://statistika.spkc.gov.lv/</a> .
Lebanon	infant	WHO Mortality Database
Liechtenstein	infant	Eurostat Database
Lithuania	infant	UNICEF data call. Statistics Lithuania. Population register.
Luxembourg	infant	Human Mortality Database (HMD)
Malaysia	infant	UNICEF data call. Ministry of Health of Malaysia. Department of National Registration.
Maldives	infant	UNICEF data call. Maldives Ministry of Health. Vital registration.
Malta	infant	Eurostat Database
Martinique	infant	UNPD - Demographic Yearbook
Mauritius	infant	UNICEF data call. Statistics Mauritius, Vital statistics and civil registration.
Mayotte	infant	UNPD - Demographic Yearbook
Mexico	infant	UNPD - WHO Mortality Data base
Moldova	infant	UNPD - WHO All-Cause Mortality Data Call
Mongolia	infant	UNICEF data call. Mongolia Ministry of Health. National Center for Health Development. Administrative records.
Montenegro	infant	Eurostat Database
Montserrat	infant	WHO Mortality Database
Nauru	infant	UNICEF data call. Government of the Republic of Nauru. Birth Notification and Certificate and Cause of Death Notification.
Netherlands	infant	WHO Mortality Database
New Zealand	infant	Human Mortality Database (HMD)
Nicaragua	infant	UNPD - WHO Mortality Data base
North Macedonia	infant	UNPD - WHO Mortality Data base
Norway	infant	Human Mortality Database (HMD)
Oman	infant	UNPD - Demographic Yearbook
Panama	infant	UNICEF data call. Panama Ministry of Health. Vital statistics and civil registration.
Paraguay	infant	UNPD - WHO Mortality Data base
Peru	infant	WHO Mortality Database
Philippines	infant	UNICEF data call. Philippine Statistics Authority - CRVS. Data submitted to UNICEF via e-mail
Poland	infant	UNPD - WHO All-Cause Mortality Data Call
Portugal	infant	UNICEF data call. Statistics Portugal. Civil Registration and Vital Statistics.
Puerto Rico	infant	UNPD - Demographic Yearbook
Qatar	infant	UNPD - Demographic Yearbook
Reunion	infant	UNPD - Demographic Yearbook
Romania	infant	UNPD - WHO All-Cause Mortality Data Call
Russia	infant	UNICEF data call. Russian Federal State Statistics Service. Vital registration data. Data submitted to UNICEF via email.
Saint Lucia	infant	UNPD - WHO Mortality Data base
Serbia	infant	WHO Mortality Database
Seychelles	infant	UNPD - Demographic Yearbook

Country / Territory	Measure	Source
Singapore	infant	UNPD - Demographic Yearbook
Slovakia	infant	UNICEF data call. Statistical Office of the Slovak Republic, Registry offices. Statistical Report on Birth and Medical Report and the Statistical Report on Death.
Slovenia	infant	WHO Mortality Database
South Africa	infant	UNICEF data call. Rapid Mortality Surveillance, supplied by R. Dorrington.
South Korea	infant	UNICEF data call. Statistics Korea. Civil registration system. <a href="https://kosis.kr">https://kosis.kr</a> , <a href="https://mdis.kostat.go.kr">https://mdis.kostat.go.kr</a> .
Spain	infant	WHO Mortality Database
Sri Lanka	infant	UNICEF data call. Perinatal death Surveillance unit -Family Health Bureau - CRVS
State of Palestine	infant	UNPD - Demographic Yearbook
Suriname	infant	UNPD - Demographic Yearbook
Sweden	infant	Human Mortality Database (HMD)
Switzerland	infant	UNICEF data call. Federal statistical office, Switzerland. Vita Statistics, BEVNAT. <a href="https://www.bfs.admin.ch/bfs/en/home/statistics/population/births-deaths/">https://www.bfs.admin.ch/bfs/en/home/statistics/population/births-deaths/</a> .
Thailand	infant	UNICEF data call. Thailand Ministry of Interior. Civil registration and vital statistics (CRVS). <a href="https://stat.bora.dopa.go.th/stat/statnew/statMenu/newStat/stat/">https://stat.bora.dopa.go.th/stat/statnew/statMenu/newStat/stat/</a> .
Turkey	infant	UNICEF data call. Turkish Statistical Institute (TURKSTAT) and Turkish Ministry of Health. Central Civil Registration System (MERNİS) and Death Notification System (OBS).
Turks and Caicos Islands	infant	UNPD - Demographic Yearbook
Ukraine	infant	UNICEF data call. State Statistics Service of Ukraine. Administrative data of vital records.
United Arab Emirates	infant	UNPD - Demographic Yearbook
United Kingdom	infant	Human Mortality Database (HMD)
Uruguay	infant	UNICEF data call. Uruguay Ministry of Health. Vital Statistics. <a href="https://uins.msp.gub.uy/">https://uins.msp.gub.uy/</a> .
USA	infant	Human Mortality Database (HMD)
Uzbekistan	infant	UNPD - Demographic Yearbook
Afghanistan	deaths 0-24	Health Management Information System (HMIS)
Albania	deaths 0-24	Eurostat Database
American Samoa	deaths 0-24	UNPD - Demographic Yearbook
Andorra	deaths 0-24	UNPD - WHO All-Cause Mortality Data Call
Antigua and Barbuda	deaths 0-24	WHO Mortality Database
Argentina	deaths 0-24	UNPD - WHO Mortality Data base
Aruba	deaths 0-24	UNPD - Demographic Yearbook
Australia	deaths 0-24	WHO Mortality Database
Austria	deaths 0-24	WHO Mortality Database
Bangladesh	deaths 0-24	Bangladesh Bureau of Statistics - Sample Vital Statistics.
Belgium	deaths 0-24	Human Mortality Database (HMD)
Belize	deaths 0-24	UNPD - Demographic Yearbook
Bermuda	deaths 0-24	UNPD - Demographic Yearbook
Bosnia and Herzegovina	deaths 0-24	UNICEF data call. Agency for Statistics of Bosnia and Herzegovina. Civil registration and vital statistics.
Brazil	deaths 0-24	Ministerio da Saude - Datasus <a href="https://datasus.saude.gov.br/">https://datasus.saude.gov.br/</a>
Brunei Darussalam	deaths 0-24	UNPD - Demographic Yearbook
Bulgaria	deaths 0-24	UNPD - WHO All-Cause Mortality Data Call
Burkina Faso	deaths 0-24	Health Management Information System (HMIS)
Canada	deaths 0-24	UNPD - WHO All-Cause Mortality Data Call
Chile	deaths 0-24	UNPD - WHO All-Cause Mortality Data Call
China	deaths 0-24	National Bureau of Statistics of China - SVR
Colombia	deaths 0-24	UNICEF data call. National Administrative Department of Statistics of Colombia (DANE) - CRVS.
Costa Rica	deaths 0-24	UNPD - WHO All-Cause Mortality Data Call
Croatia	deaths 0-24	Short-term mortality fluctuations database (STMF)
Cuba	deaths 0-24	WHO Mortality Database
Cyprus	deaths 0-24	Eurostat Database
Czechia	deaths 0-24	Short-term mortality fluctuations database (STMF)
Denmark	deaths 0-24	Human Mortality Database (HMD)
Dominica	deaths 0-24	UNPD - WHO Mortality Data base
Dominican Republic	deaths 0-24	UNPD - Demographic Yearbook
Ecuador	deaths 0-24	WHO Mortality Database
Egypt	deaths 0-24	UNPD - Demographic Yearbook
Estonia	deaths 0-24	Short-term mortality fluctuations database (STMF)
Ethiopia	deaths 0-24	Health Management Information System (HMIS)

Country / Territory	Measure	Source
Finland	deaths 0-24	Short-term mortality fluctuations database (STMF)
France	deaths 0-24	Eurostat Database
French Guiana	deaths 0-24	UNPD - Demographic Yearbook
French Polynesia	deaths 0-24	UNPD - Demographic Yearbook
Georgia	deaths 0-24	UNICEF data call. National Statistics Office of Georgia (Geostat). Administrative data.
Germany	deaths 0-24	UNPD - WHO Mortality Data base
Greece	deaths 0-24	Short-term mortality fluctuations database (STMF)
Grenada	deaths 0-24	WHO Mortality Database
Guatemala	deaths 0-24	WHO Mortality Database
Honduras	deaths 0-24	UNICEF data call. Secretaria de Salud of Honduras. Area Estadistica de la Salud. Data submitted to UNICEF via e-mail
Hong Kong - China SAR	deaths 0-24	UNPD - Demographic Yearbook
Hungary	deaths 0-24	Eurostat Database
Iceland	deaths 0-24	Eurostat Database
India	deaths 0-24	Ministry of Health and Family Welfare of India. Health Management Information System (HMIS). <a href="https://hmis.mohfw.gov.in">https://hmis.mohfw.gov.in</a>
Iran	deaths 0-24	UNPD - Demographic Yearbook
Ireland	deaths 0-24	Human Mortality Database (HMD)
Israel	deaths 0-24	UNICEF data call. Israel Central Bureau of Statistics. Population register. <a href="http://www.cbs.gov.il">www.cbs.gov.il</a> .
Italy	deaths 0-24	Short-term mortality fluctuations database (STMF)
Japan	deaths 0-24	Human Mortality Database (HMD)
Kazakhstan	deaths 0-24	UNPD - Demographic Yearbook
Kenya	deaths 0-24	Health Management Information System (HMIS)
Kuwait	deaths 0-24	UNICEF data call. Kuwait Central Statistical Bureau and Kuwait Ministry of Health. Vital Statistics.
Kyrgyzstan	deaths 0-24	UNPD - Demographic Yearbook
Latvia	deaths 0-24	Eurostat Database
Lebanon	deaths 0-24	WHO Mortality Database
Liberia	deaths 0-24	Health Management Information System (HMIS)
Libya	deaths 0-24	UNICEF data call. Libyan Civil Registration Authority. Electronic system based on actual deaths and births registered by date.
Liechtenstein	deaths 0-24	Eurostat Database
Lithuania	deaths 0-24	Short-term mortality fluctuations database (STMF)
Luxembourg	deaths 0-24	Short-term mortality fluctuations database (STMF)
Malawi	deaths 0-24	Health Management Information System (HMIS)
Malaysia	deaths 0-24	UNICEF data call. Ministry of Health of Malaysia. Department of National Registration.
Maldives	deaths 0-24	UNICEF data call. Maldives Ministry of Health. Vital registration.
Malta	deaths 0-24	Eurostat Database
Martinique	deaths 0-24	UNPD - Demographic Yearbook
Mauritius	deaths 0-24	UNICEF data call. Statistics Mauritius, Vital statistics and civil registration.
Mayotte	deaths 0-24	UNPD - Demographic Yearbook
Mexico	deaths 0-24	UNPD - WHO Mortality Data base
Moldova	deaths 0-24	UNPD - WHO All-Cause Mortality Data Call
Mongolia	deaths 0-24	UNICEF data call. Mongolia Ministry of Health. National Center for Health Development. Administrative records.
Montenegro	deaths 0-24	Eurostat Database
Montserrat	deaths 0-24	WHO Mortality Database
Mozambique	deaths 0-24	Countrywide Mortality Surveillance for Action (COMSA)
Nauru	deaths 0-24	UNICEF data call. Government of the Republic of Nauru. Birth Notification and Certificate and Cause of Death Notification.
Netherlands	deaths 0-24	Short-term mortality fluctuations database (STMF)
New Zealand	deaths 0-24	UNPD - Demographic Yearbook
Nicaragua	deaths 0-24	UNPD - WHO Mortality Data base
North Macedonia	deaths 0-24	UNPD - WHO Mortality Data base
Norway	deaths 0-24	Human Mortality Database (HMD)
Oman	deaths 0-24	UNPD - Demographic Yearbook
Panama	deaths 0-24	UNICEF data call. Panama Ministry of Health. Vital statistics and civil registration.
Paraguay	deaths 0-24	UNPD - WHO All-Cause Mortality Data Call
Peru	deaths 0-24	WHO Mortality Database
Philippines	deaths 0-24	UNICEF data call. Philippine Statistics Authority - CRVS. Data submitted to UNICEF via e-mail
Poland	deaths 0-24	Short-term mortality fluctuations database (STMF)
Portugal	deaths 0-24	Short-term mortality fluctuations database (STMF)

Country / Territory	Measure	Source
Puerto Rico	deaths 0-24	UNPD - Demographic Yearbook
Qatar	deaths 0-24	UNPD - Demographic Yearbook
Reunion	deaths 0-24	UNPD - Demographic Yearbook
Romania	deaths 0-24	Eurostat Database
Russia	deaths 0-24	Short-term mortality fluctuations database (STMF)
Saint Lucia	deaths 0-24	UNPD - WHO Mortality Data base
Serbia	deaths 0-24	WHO Mortality Database
Seychelles	deaths 0-24	UNPD - Demographic Yearbook
Singapore	deaths 0-24	UNPD - Demographic Yearbook
Slovakia	deaths 0-24	Eurostat Database
Slovenia	deaths 0-24	Short-term mortality fluctuations database (STMF)
South Africa	deaths 0-24	UNICEF data call. Rapid Mortality Surveillance, supplied by R. Dorrington.
South Korea	deaths 0-24	Human Mortality Database (HMD)
Spain	deaths 0-24	WHO Mortality Database
Sri Lanka	deaths 0-24	UNICEF data call. Perinatal death Surveillance unit -Family Health Bureau - CRVS
State of Palestine	deaths 0-24	UNPD - Demographic Yearbook
Suriname	deaths 0-24	UNPD - Demographic Yearbook
Sweden	deaths 0-24	Human Mortality Database (HMD)
Switzerland	deaths 0-24	UNICEF data call. Federal statistical office, Switzerland. Vita Statistics, BEVNAT.
Taiwan - Province of China	deaths 0-24	Short-term mortality fluctuations database (STMF)
Thailand	deaths 0-24	UNICEF data call. Thailand Ministry of Interior. Civil registration and vital statistics (CRVS).
Turkey	deaths 0-24	UNICEF data call. Turkish Statistical Institute (TURKSTAT) and Turkish Ministry of Health. Central Civil Registration System (MERNİS) and Death Notification System (OBS).
Turks and Caicos Islands	deaths 0-24	UNPD - Demographic Yearbook
Uganda	deaths 0-24	Health Management Information System (HMIS)
Ukraine	deaths 0-24	UNICEF data call. State Statistics Service of Ukraine. Administrative data of vital records.
United Arab Emirates	deaths 0-24	UNPD - Demographic Yearbook
United Kingdom	deaths 0-24	Human Mortality Database (HMD)
Uruguay	deaths 0-24	UNICEF data call. Uruguay Ministry of Health. Vital Statistics. <a href="https://uins.msp.gub.uy/">https://uins.msp.gub.uy/</a> .
USA	deaths 0-24	Human Mortality Database (HMD)
Uzbekistan	deaths 0-24	UNPD - Demographic Yearbook