



24 6 Department of Obstetrics and Gynecology, Kilimanjaro Christian Medical University College,  
25 Moshi, Tanzania

26 7 Kilimanjaro Clinical Research Institute, Moshi, Tanzania

27 8 Duke Department of Surgery, Duke University Medical Center, Durham, NC USA

28

29 *Funding:* This research was supported by the Duke Global Health Institute and the Josiah  
30 Charles Trent Memorial Foundation Endowment Fund.

31 *Competing interests:* The authors declare no competing interests

32

33 **Author contributions:**

34 Conceptualization: AMP, CAS, BTM, BM

35 Methodology: AMP, CAS, JRNV

36 Formal analysis and investigation: CAS, BTM, BM

37 Data Collection: MMi, JK, YS, AMP

38 Writing - original draft preparation: AMP, MB, KW, MM, WN

39 Writing - review and editing: SR, AMP, MB, KW, MM, WN, CAS

40 Funding acquisition: AMP, CAS

41 Supervision: CAS, SR, JRNV, BTM

## 42        **Understanding the Individual and Community-Wide Impacts and Perceptions of** 43                                **Alcohol Use in Northern Tanzania: A Mixed-Methods Analysis**

44        **Background:** Worldwide, alcohol is a leading risk factor for death and disability. Tanzania has  
45 particularly high rates of consumption and few resources dedicated to minimizing alcohol-related  
46 harm. Ongoing policy efforts are hampered by dynamic sociocultural, economic, and regulatory  
47 factors contributing to alcohol consumption. Through the voices of Kilimanjaro Christian  
48 Medical Center (KCMC) patients and a gender-focused lens, the goal of this project was to  
49 investigate community perceptions surrounding alcohol and the impact of its use in this region.

50        **Methods:** This was a mixed-methods study conducted at KCMC between October 2021 and  
51 May 2022. 678 adult ( $\geq 18$  years old) Kiswahili-speaking patients who presented to KCMC's  
52 Emergency Department (ED) or Reproductive Health Clinic (RHC) were enrolled through  
53 systematic random sampling to participate in quantitative surveys. Nineteen participants were  
54 selected for in-depth interviews (IDIs) through purposeful sampling. The impact and perceptions  
55 of alcohol use were measured through Drinkers' Inventory of Consequences (DrInC) scores  
56 analyzed in R Studio through descriptive proportions, and IDI responses explored through a  
57 grounded theory approach utilizing both inductive and deductive coding methodologies.

58        **Results:** ED men were found to have the highest average [SD] DrInC scores (16.4 [19.6]),  
59 followed by ED women (9.11 [13.1]), and RHC women (5.47 [9.33]), with higher scores  
60 indicating greater perceived consequences. Participants noted alcohol has both perceived  
61 advantages and clear harms within their community. Increased conflict, long-term health  
62 outcomes, financial instability, stigma, and sexual assault were seen as negative consequences.  
63 Benefits were primarily identified for men and included upholding cultural practices, economic

64 growth, and social unity. Physical and financial harm from alcohol impacted both genders,  
65 however, alcohol-related stigma and sexual assault were found to disproportionately affect  
66 women.

67 **Conclusion:** Our findings suggest that perceptions around drinking and alcohol's social and  
68 physical consequences differ significantly by gender. To effectively minimize local alcohol-  
69 related harm, future alcohol-focused research and policy efforts should consider the distinct  
70 impacts alcohol has between genders.

## 71 *Introduction*

72           Alcohol consumption has been implicated as a leading cause of harm, disability, and  
73 death worldwide (1). The harmful use of alcohol is a growing and avoidable cause of premature  
74 disability and death, each year causing 5.1% of all disability-adjusted life years (DALYs) and 3  
75 million deaths globally (1). Alcohol use has been linked to over 200 medical conditions,  
76 including digestive diseases, infectious diseases, cardiovascular disease, certain cancers, and  
77 injuries(2–4), and has also been associated with poor employment outcomes (5), individual and  
78 societal economic harm (4,6–8), social stigma (9,10), and sexual violence (11–13).

79           Although a global problem, alcohol use is increasing especially rapidly in low and  
80 middle-income countries (14–16). For example, alcohol use has become the leading risk factor  
81 for disease burden in many sub-Saharan African countries (17,18). As low-income populations  
82 typically have fewer resources, financial savings, and poorer access to health care services,  
83 alcohol-related harm in these contexts is more devastating both physically and financially (1,19–  
84 21). While the harms of alcohol intake are significant, its use remains endemic and has been  
85 ingrained in cultural and social practices in different populations across the world (22). This  
86 holds true in Tanzania, where the cultural and social practices of alcohol use, such as  
87 normalization of use from a young age and use as a social currency, support larger quantities of  
88 consumption (23).

89           Adding greater complexity to alcohol’s impact on individuals and communities, alcohol  
90 consumption has been shown to differ in populations according to cultural norms, regulation,  
91 age, socio-economic status, etc (24). To address the factors influencing alcohol consumption, the  
92 World Health Organization (WHO) created the Conceptual Model Of Alcohol Consumption and  
93 Health Outcomes. The model aims to decrease the morbidity and mortality that follow harmful

94 alcohol use patterns and demonstrates that understanding an individual country's sociocultural  
95 context is imperative to alter alcohol use behaviors at an individual and country level (25).

96 Moshi, located near Mount Kilimanjaro National Park in Tanzania, has seen  
97 exceptionally high rates of alcohol use, 2.5 times higher than in nearby regions (26,27). Previous  
98 studies have shown that 60% of Moshi residents frequently consume alcohol, and 23% suffer  
99 from alcohol use disorder (28). In this location, alcohol consumption has also been linked here to  
100 greater stigma (29), unsafe sexual behaviors (30,31), and an increased prevalence of injuries  
101 (32). While alcohol-related harms have been identified in Moshi, current literature specifying  
102 how community members view the harms and benefits of alcohol holistically is sparse.

103 Previous work from our team has examined stigma (29,33), perceptions of alcohol use  
104 (23), the prevalence of alcohol-related injuries upon Emergency Department (ED) arrival (32),  
105 and developing and implementing an intervention to reduce alcohol misuse for the ED injury  
106 patient population (34,35). Building off of this research, a greater understanding of the specific  
107 societal perceptions of alcohol will allow for a clearer picture of its role within the Moshi  
108 community. This, in turn, can help inform and shape future alcohol-reduction interventions and  
109 research initiatives to be more effective and successful in decreasing alcohol-related harm in this  
110 setting (36). This process of development can also serve as a model for population-specific harm  
111 reduction interventions in other settings. Thus, through the voices of patients at the Kilimanjaro  
112 Christian Medical Center (KCMC), this study aims to fill this gap by investigating the negative  
113 and positive ways that alcohol use impacts individuals and the broader Moshi community along  
114 with perceptions of alcohol use. Factors underlying differential expectations of use will also be  
115 explored.

## 116 *Methods*

### 117 *Study Design*

118           This is a secondary analysis of a mixed-methods study on gender differences in alcohol  
119 use among KCMC's Emergency Department (ED) and Reproductive Health Center (RHC)  
120 patients in Moshi, Tanzania. The ED was chosen as one of the study sites to better understand  
121 risky alcohol use behaviors given the correlation between excessive alcohol use and injuries that  
122 prompt ED visits (32,37,38). The RHC, on the other hand, was selected because of its primarily  
123 female patient population, which facilitated a richer, gynocentric perspective on alcohol use.

124           Data for this study were collected between October 2021 and May 2022 and consisted of  
125 quantitative surveys and qualitative in-depth interviews (IDIs). During this time, 678 patients  
126 were enrolled, but only 655 participants fully completed survey questionnaires. These  
127 participants were enrolled through a systematic random sampling strategy to ensure a balanced  
128 representation of each patient population. Of the pool of individuals already participating in this  
129 study, 19 were chosen via purposive sampling for IDIs. A full description of the methods for this  
130 project is noted elsewhere (39).

131           This current analysis seeks to understand 1) the impacts alcohol use has on patients  
132 themselves and 2) how they perceive alcohol to affect their community. In answering these  
133 questions, a quantitative tool that assesses an individual's alcohol-related consequences, the  
134 Drinkers Inventory of Consequences (DrInC), was used in addition to a qualitative exploration of  
135 the perceived harms and benefits of alcohol use.

## 136 *Study Sample*

137 All participants were recruited from KCMC's RHC or ED. Those enrolled met the  
138 following inclusion criteria: 1) fluency in Kiswahili, 2) ability to provide informed consent, 3)  
139 aged 18 or older, and 4) not a prisoner.

## 140 *Quantitative Data*

### 141 *Data Collection*

142 KCMC ED and RHC patients were approached for participation in this study by a same-  
143 gender, Kiswahili-speaking, Tanzanian research assistant trained in Good Clinical Practices and  
144 study procedures. A systematic random sampling strategy was used to guide enrollment, where  
145 every third patient was approached based on ED and RHC intake registries, with the exception of  
146 ED females. Given that KCMC's ED patient population is heavily male, to maintain enrollment  
147 goals, every female who presented to the ED was approached.

148 After the research assistants ensured patients were medically stable, they approached  
149 patients in a quiet, private location and provided an introduction to the study. All patients had the  
150 opportunity to decline participation, but if willing to proceed, an in-depth discussion of the risks  
151 and benefits of study participation was provided. If agreeing, written consent was obtained, and  
152 survey questions were delivered. All questions were asked orally to encourage participation from  
153 all literacy levels.

### 154 *Instruments*

155 The DrInC was used to quantitatively assess the impact alcohol use had on an individual.  
156 DrInC, which had been cross-culturally adapted and clinically tested previously at KCMC (40),  
157 is a 50-item survey tool consisting of yes or no questions designed to assess alcohol-related  
158 consequences across five different domains (41,42). These include physical, social responsibility,



159 interpersonal, intrapersonal, and impulse control (Table 1). DrInC scores range from 0 to 50,  
 160 with higher scores overall indicating more affirmative responses to various alcohol-related items  
 161 as shown in Table 1 below. Of note, while DrInC helps to quantitatively illustrate the range of  
 162 alcohol-related consequences one has experienced, it does not measure the severity or frequency  
 163 of these consequences. Further, no particular clinically relevant cut-off score for this tool exists.

164 Table 1: Consequence Domains and Corresponding Items of the Drinkers’ Inventory of  
 165 Consequences

DrInC Subcategories	Corresponding Items
Physical	“I have had a hangover after drinking” “After drinking, I have had trouble with sleeping, staying asleep, or nightmares” “I have been sick and vomited after drinking” “Because of my drinking, I have not eaten properly” “My physical health has been harmed by my drinking” “My physical appearance has been harmed by my drinking” “My sex life has suffered because of my drinking” “While drinking or intoxicated, I have been physically hurt, injured, or burned”
Social Responsibility	“I have missed days of work or school because of my drinking” “The quality of my work has suffered because of my drinking” “I have failed to do what is expected of me because of my drinking” “I have gotten into trouble because of drinking” “I have had money problems because of my drinking” “I have spent too much or lost a lot of money because of my drinking” “I have been suspended/fired from or left a job or school because of my drinking”
Interpersonal	“My family or friends have worried or complained about my drinking” “My ability to be a good parent has been harmed by my drinking” “While drinking, I have said or done embarrassing things” “While drinking, I have said harsh or cruel things to someone” “My marriage or love relationship has been harmed by my drinking” “My family has been hurt by my drinking” “A friendship or close relationship has been damaged by my drinking” “My drinking has damaged my social life, popularity, or reputation” “I have lost a marriage or a close love relationship because of my drinking” “I have lost a friend because of my drinking”
Intrapersonal	“I have felt bad about myself because of my drinking” “I have been unhappy because of my drinking” “I have felt guilty or ashamed because of my drinking” “When drinking, my personality has changed for the worse” “I have lost interest in activities and hobbies because of my drinking” “My spiritual or moral life has been harmed by my drinking”

	“Because of my drinking, I have not had the kind of life that I want” “My drinking has gotten in the way of my growth as a person”
Impulse Control	“I have driven a motor vehicle after having three or more drinks” “My drinking has caused me to use other drugs more” “I have taken foolish risks when I have been drinking” “When drinking, I have done impulsive things that I regretted later” “I have gotten into a physical fight while drinking” “I have smoked more when I am drinking” “I have been overweight because of my drinking” “I have been arrested for driving under the influence of alcohol” “I have had trouble with the law (other than driving while intoxicated) because of my drinking” “I have had an accident while drinking or intoxicated” “While drinking or intoxicated, I have injured someone else” “I have broken things or damaged property while drinking or intoxicated”

166

167 *Analysis*

168 Overall and category specific DrInC scores for the three patient populations were  
169 assessed through descriptive frequencies and proportions. DrInC scores were also analyzed in  
170 relation to patients' alcohol intake to identify if an association between increased alcohol  
171 consumption and more consequences existed. Alcohol consumption was measured by the  
172 Alcohol Use Disorder Identification Test (AUDIT), a clinical tool used to identify patients with  
173 unhealthy drinking behaviors that was administered at the same time as the DrInC survey.  
174 AUDIT scores range from 0 to 40, with higher scores representing more hazardous alcohol  
175 consumption and scores of 8 or greater clinically indicative of risk for adverse alcohol-related  
176 health effects both globally and in the study setting (43–46). The relationship between patient  
177 DrInC and AUDIT scores was measured through a linear regression analysis, the independent  
178 variable being DrInC scores and the dependent variable being AUDIT scores. Incomplete  
179 surveys were still included in analyses. All quantitative data were analyzed in R Studio.

## 180 *Qualitative Data*

### 181 *Data Collection*

182 Nineteen out of the 678 patients enrolled were selected to participate in IDIs. Participants  
183 were chosen through purposive sampling to be balanced by gender, encompass diverse  
184 demographic backgrounds in terms of age, religion, income, profession, and marital status, and  
185 hold varying degrees of personal alcohol consumption. Additionally, the research team strove to  
186 have multiple unique experiences with alcohol use represented in the final data set, from patients  
187 who only reported neutral or positive past experiences with alcohol, used to drink but are now  
188 abstinent, have a close friend or relative that drinks heavily, or suffered significant negative  
189 consequences from alcohol. Interviewee characteristics were re-reviewed after two subsequent  
190 IDIs, and any needed changes were implemented when selecting the next IDI candidate.

191 These patients were approached for IDI participation at the conclusion of their initial  
192 survey or in a later phone call. If the patient expressed interest in participating, the same-  
193 gendered research assistant who had originally enrolled them set up a time to meet and  
194 conducted the interview with them in a private room at KCMC. All interviews were conducted in  
195 Kiswahili using a semi-structured interview guide and were recorded on a handheld audio  
196 recorder. The research assistant conducting the interview asked probing follow-up questions  
197 when information was unclear, conflicted with previous statements, or when a notable story  
198 warranted further explanation. IDI participants were given a small stipend to reimburse their  
199 travels and were offered a snack and drink midway through.

### 200 *Analysis*

201 An applied thematic, grounded theory approach was used to inductively and deductively  
202 analyze all qualitative data. Iterative development of the initial codebook as led by Tanzanian

203 and US team members, facilitated the creation of content memos per each emerging theme and  
204 code. These content memos then served as the foundation for the final analysis after discussion  
205 and feedback with the full research team.

206 *Ethics Statement*

207 Ethical approval for this study was obtained from the Duke University Institutional  
208 Review Board, the Kilimanjaro Christian Medical University College Ethical Review Board, and  
209 the Tanzanian National Institute of Medical Research prior to any data collection. Personal  
210 health information was employed in screening and enrollment procedures, but was de-identified  
211 when collected, stored, and analyzed and shared only via a data share agreement.

212

## 213 *Results*

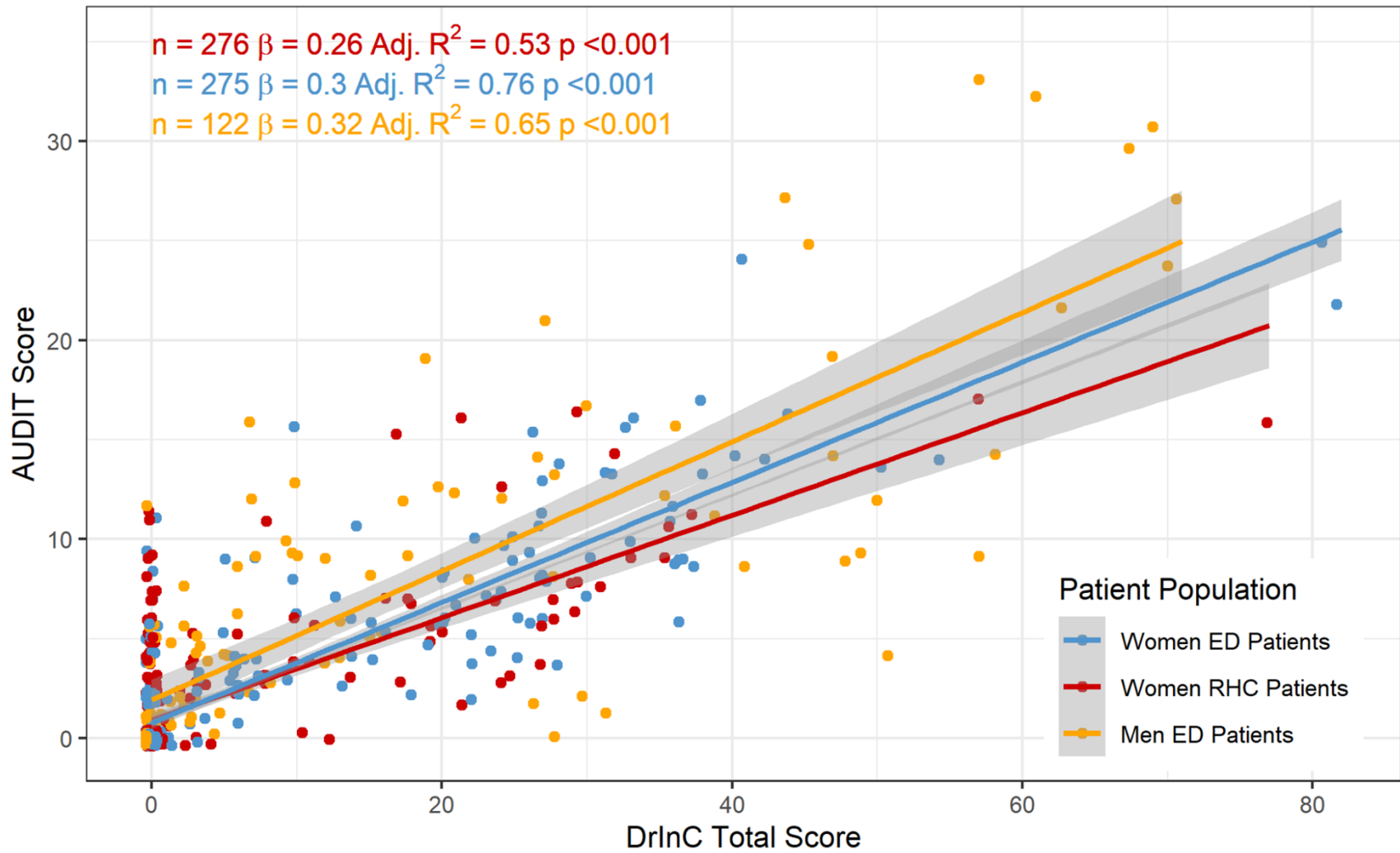
### 214 *Quantitative*

215 Six-hundred and seventy-eight patients started but only 655 patients completed our  
216 survey questionnaire, where ED men were found to spend the most money on alcohol per week,  
217 drink the most frequently and in the largest quantities, and have the highest average AUDIT  
218 scores as compared to women ED and RHC patients (39). In comparing alcohol consumption  
219 with alcohol-related consequences, AUDIT and DrInC scores were found to be linearly  
220 associated across all three patient populations (Figure 1). This association was strongest for  
221 women ED patients ( $R^2 = 0.76$ ;  $p < 0.001$ ) and weakest for men ED patients ( $R^2 = 0.65$ ;  $p < 0.001$ )  
222 and women RHC patients ( $R^2 = 0.53$ ;  $p < 0.001$ ).

223 For alcohol-related consequences, ED men were found to have the highest average [SD]  
224 DrInC scores (16.4 [19.6]), followed by ED women (9.11 [13.1]), and RHC women (5.47 [9.33])  
225 (Table 2). This held true for DrInC subscores, where across every category except interpersonal,  
226 ED men had the highest, ED women had the second highest, and RHC women had the lowest  
227 average DrInC scores (Table 2; Figure 2). In the interpersonal subscore, the difference in average  
228 DrInC scores was not statistically significant. However, in all subcategories except social  
229 responsibility and impulse control, ED women had the highest range of DrInC scores (Figure 2).

230

Figure 1: Association of AUDIT and DrInC Scores across Patient Populations



231

232  
233

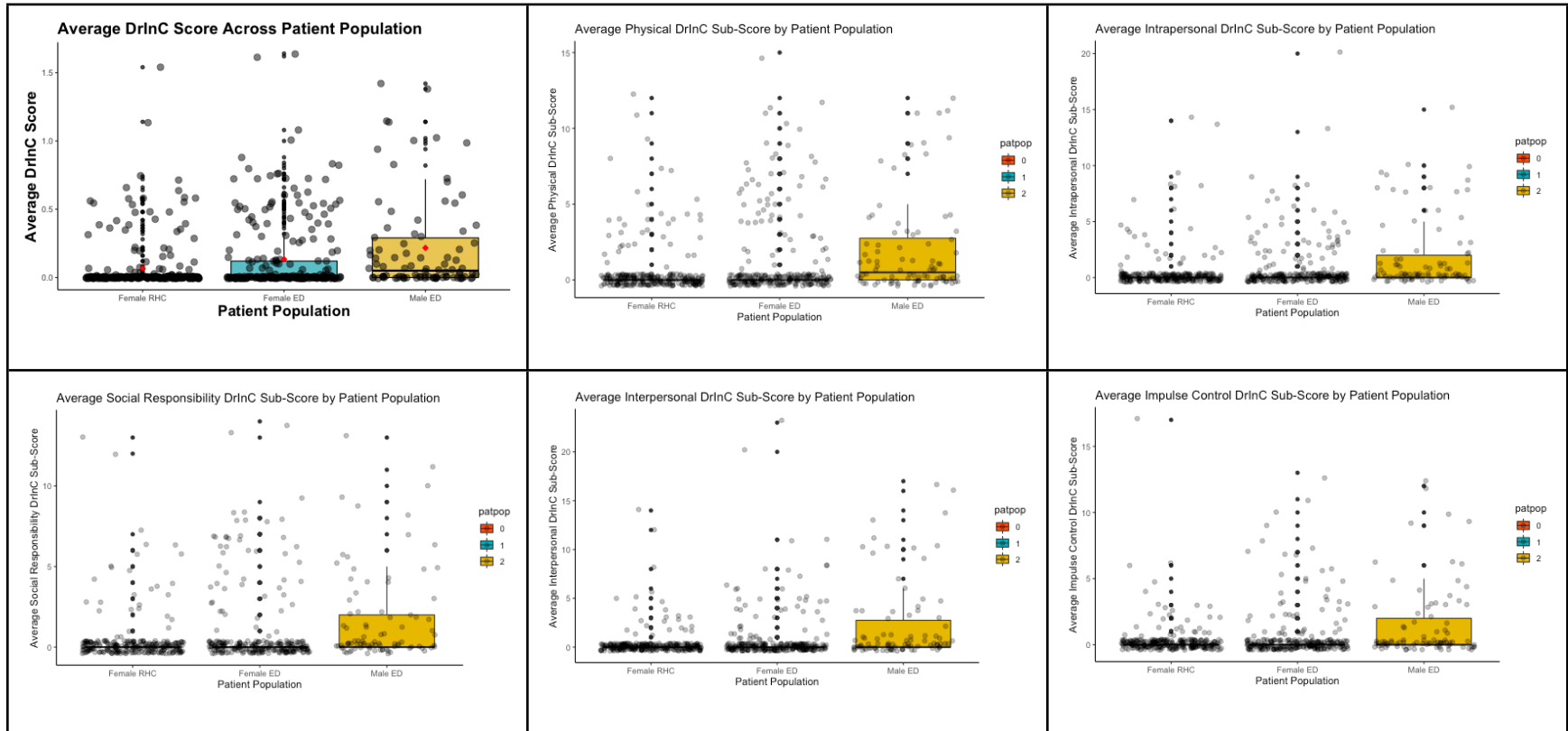
Table 2: Reported Average DrInC Scores and Subscores across Patient Populations

	<b>RHC Women (n =276)</b>	<b>ED Women (n = 275)</b>	<b>ED Men (n = 122)</b>	<b>Total Population (n = 678)</b>
<b>Overall DrInC Score, <i>missing: 17</i></b>	5.47 (9.33, 75)	9.11 (13.1, 80)	16.4 (19.6, 88)	9.00 (13.9, )
<b>Physical Subscore, <i>missing: 17</i></b>	0.598 (1.73, 12)	1.39 (2.75, 15)	2.54 (3.37, 12)	1.28 (2.62, 15)
<b>Intrapersonal Subscore, <i>missing: 17</i></b>	0.542 (1.87, 14)	0.996 (2.34, 20)	2.86 (3.97, 17)	1.15 (2.68, 20)
<b>Social Responsibility Subscore, <i>missing: 17</i></b>	0.517 (1.74, 13)	1.15 (2.53, 14)	2.53 (3.77, 17)	1.15 (2.66, 17)
<b>Interpersonal Subscore, <i>missing: 17</i></b>	0.391 (1.51, 14)	0.993 (2.67, 23)	3.02 (4.42, 17)	1.12 (2.91, 23)
<b>Impulse Control Subscore, <i>missing: 17</i></b>	0.336 (1.35, 17)	0.695 (1.89, 13)	1.99 (3.34, 17)	0.796 (2.17, 17)
Data are presented as mean (SD, range) for quantitative variables, and count (%) for qualitative variables.				

234

235  
236

Figure 2: Box-Plot Distribution of DrInC Scores and Subscores across Patient Populations



237



238 *Qualitative*

239 Nineteen individuals (RHC women, n = 5; ED women, n = 5; ED men, n = 9)

240 participated in IDIs (Table 3). The ages of IDI participants spanned from 20 to 70 years, with a

241 mix of education, income, and alcohol intake levels represented.

242

243

**Table 3: Interviewee Demographics**

<b>Demographics by Population Type</b>	<b>Overall, N = 19<sup>1</sup></b>	<b>ED Women, N = 5<sup>1</sup></b>	<b>RHC Women, N = 5<sup>1</sup></b>	<b>ED Men, N = 9<sup>1</sup></b>
<b>Age Category</b>				
18 to 24	4 / 19 (21.1%)	2 / 5 (40%)	2 / 5 (40%)	0 / 9 (0%)
25 to 34	4 / 19 (21.1%)	1 / 5 (20%)	0 / 5 (0%)	3 / 9 (33.3%)
35 to 44	5 / 19 (26.3%)	1 / 5 (20%)	2 / 5 (40%)	2 / 9 (22.2%)
44 to 54	4 / 19 (21.1%)	1 / 5 (20%)	1 / 5 (20%)	2 / 9 (22.2%)
Over 55	2 / 19 (10.5%)	0 / 5 (0%)	0 / 5 (0%)	2 / 9 (22.2%)
<b>Personal Income (TZS), missing: 7</b>				
	282500 (422807.18)	360000 (505129.05)	268000 (422807.18)	125000 (106066.02)
<b>Household Income (TZS), missing: 7</b>				
	516666.67 (484455.33)	730000 (582329.07)	390000 (484455.33)	300000 (141421.356)
<b>Religion</b>				
Christian	15 / 19 (78.9%)	4 / 5 (80%)	5 / 5 (100%)	6 / 9 (66.7%)
Muslim	4 / 19 (21.1%)	1 / 5 (20%)	0 / 5 (0%)	3 / 9 (33.3%)
<b>Highest Educational Attainment, missing: 2</b>				
College	9 / 19 (47.4%)	3 / 5 (60%)	3 / 5 (60%)	3 / 9 (33.3%)
Graduate	1 / 19 (5.3%)	0 / 5 (0%)	0 / 5 (0%)	1 / 9 (11.1%)
None	0 / 19 (0%)	0 / 5 (0%)	0 / 5 (0%)	0 / 9 (0%)
Primary	5 / 19 (26.3%)	1 / 5 (20%)	1 / 5 (20%)	3 / 9 (33.3%)
Secondary	2 / 19 (10.5%)	1 / 5 (20%)	1 / 5 (20%)	0 / 9 (0%)
Vocational	0 / 19 (0%)	0 / 5 (0%)	0 / 5 (0%)	0 / 9 (0%)
<b>Marital Status</b>				
Divorced or Separated	2 / 19 (10.5%)	1 / 5 (20%)	0 / 5 (0%)	1 / 9 (11.1%)
Living together with a partner but not in a registered marriage	2 / 19 (10.5%)	0 / 5 (0%)	1 / 5 (20%)	1 / 9 (11.1%)
Living together with a partner in a registered marriage	9 / 19 (47.4%)	2 / 5 (40%)	2 / 5 (40%)	5 / 9 (55.6%)
Never Married or Single	5 / 19 (26.3%)	2 / 5 (40%)	2 / 5 (40%)	1 / 9 (11.1%)
Widowed	1 / 19 (5.3%)	0 / 5 (0%)	0 / 5 (0%)	1 / 9 (11.1%)
<b>Employment Status</b>				

<b>Demographics by Population Type</b>	<b>Overall, N = 19<sup>1</sup></b>	<b>ED Women, N = 5<sup>1</sup></b>	<b>RHC Women, N = 5<sup>1</sup></b>	<b>ED Men, N = 9<sup>1</sup></b>
Employed	12 / 19 (63.2)	3 / 5 (60%)	5 / 5 (100%)	4 / 9 (44.4%)
Unemployed & not a Student	4 / 19 (21.1%)	0 / 5 (0%)	0 / 5 (0%)	4 / 9 (44.4%)
Unemployed but Student	3 / 19 (15.8%)	2 / 5 (40%)	0 / 5 (0%)	1 / 9 (11.1%)
<b>Tribe</b>				
Chagga	9 / 19 (47.4%)	2 / 5 (40%)	4 / 5 (80%)	3 / 9 (33.3%)
Iraq	1 / 19 (5.3%)	0 / 5 (0%)	0 / 5 (0%)	1 / 9 (11.1%)
Maasai	1 / 19 (5.3%)	0 / 5 (0%)	0 / 5 (0%)	1 / 9 (11.1%)
Mmeru	2 / 19 (10.5%)	0 / 5 (0%)	0 / 5 (0%)	2 / 9 (22.2%)
Nyaturu	1 / 19 (5.3%)	1 / 5 (20%)	0 / 5 (0%)	0 / 9 (0%)
Other African	3 / 19 (15.8)	2 / 5 (40%)	1 / 5 (20%)	0 / 9 (0%)
Pare	1 / 19 (5.3%)	0 / 5 (0%)	0 / 5 (0%)	1 / 9 (11.1%)
Sambaa	1 / 19 (5.3%)	0 / 5 (0%)	0 / 5 (0%)	1 / 9 (11.1%)
<b>Drinking Frequency</b>				
0 times/week	5 / 19 (26.3%)	1 / 5 (20%)	1 / 5 (20%)	3 / 9 (33.3%)
1-2 times/week	6 / 19 (31.6%)	1 / 5 (20%)	1 / 5 (20%)	4 / 9 (44.4%)
3-4 times/week	7 / 19 (36.8%)	2 / 5 (40%)	3 / 5 (60%)	2 / 9 (22.2%)
5-6 times/week	1 / 19 (5.3%)	0 / 5 (0%)	0 / 5 (0%)	1 / 9 (11.1%)
Every day	0 / 19 (0%)	0 / 5 (0%)	0 / 5 (0%)	0 / 9 (0%)
Multiple times a day	0 / 19 (0%)	0 / 5 (0%)	0 / 5 (0%)	0 / 9 (0%)
<b>Drinking Quantity</b>				
>6 bottles	0 / 19 (0%)	0 / 5 (0%)	0 / 5 (0%)	0 / 9 (0%)
0 drinks	4 / 19 (21.1%)	1 / 5 (20%)	1 / 5 (20%)	2 / 9 (22.2%)
1-2 bottles	8 / 19 (42.1%)	2 / 5 (40%)	3 / 5 (60%)	3 / 9 (33.3%)
3-4 bottles	6 / 19 (31.6%)	2 / 5 (40%)	1 / 5 (20%)	3 / 9 (33.3%)
5-6 bottles	0 / 19 (0%)	0 / 5 (0%)	0 / 5 (0%)	0 / 9 (0%)
>6 bottles	0 / 19 (0%)	0 / 5 (0%)	0 / 5 (0%)	0 / 9 (0%)
Refused/Do not know	1 / 19 (5.3%)	0 / 5 (0%)	0 / 5 (0%)	1 / 9 (11.1%)

<sup>1</sup>n / N (%); Mean (SD)

245            Approximately a third of participants held positive views or remarked that they generally  
246 benefited from alcohol, almost half said these views and experiences were overall negative, and  
247 the remaining quarter of participants stated that it depended. Two main themes and several sub-  
248 themes related to community perceptions and the impact of alcohol emerged from the IDIs. The  
249 two main themes were Alcohol's perceived harms and Alcohol's perceived benefits (Table 4).  
250 Participants noted the ways they felt alcohol harmed either them or their community, which

251 included a failure to fulfill their responsibilities, stigma, sexual assault, increased conflict,  
252 chronic health issues, and financial instability. On the other hand, several examples of how  
253 alcohol was seen as beneficial within the community were mentioned, including fostering  
254 economic growth, creating an outlet to uphold cultural traditions, and instilling more social unity.

255 Table 4: Qualitative Themes and Sub-Themes

Themes	Sub-Themes
Alcohol's Perceived Harms	Inability to Fulfill Familial Responsibilities Stigma and Discrimination Sexual Consequences Interpersonal Conflict and Violence Injuries and Chronic Disease Financial Instability
Alcohol's Perceived Benefits	Economic Growth Upholding Cultural Practices Social Unity

256  
257 To preface this data, the communities' perceptions and expectations of alcohol use  
258 explored in this results section is the amalgamation of general themes and trends from 19  
259 participants. While these findings have been grouped for clarity, it is important to note that there  
260 was a significant amount of variability in responses and opinions, especially across gender,  
261 “*various religions, clans, and tribes*” (IDI #3, Female). As one participant explains:

262 “*The community is the combination of many people with different ideologies about life;*  
263 *there is no way that my perception will be the same with everybody in the community. It's*  
264 *because we have been born and raised in different families and environments and*  
265 *everyone came up with his/her own life basics, so according to how one came across*  
266 *alcohol it is how the perception will be built..*” (IDI #19, Female)

## 267 *Alcohol's Perceived Harms*

268 As part of their interview, IDI participants were asked how alcohol use negatively  
269 impacted their community. Respondents stated that alcohol leads to stigma, sexual violence,  
270 risky sexual behaviors, and an inability of community members to uphold individual  
271 responsibilities. Most also saw it as an instigator of physical, verbal, and emotional conflict  
272 among family members, and believed it contributed to long-term health issues and financial  
273 instability.

274 *“What I can say is the society do not have positive expectation about alcohol use,*  
275 *because we see families disintegrated, people fall sick as a result of alcohol and many*  
276 *people at first drink but are able to work and carry on their daily activities and routine*  
277 *but later on they fail to carry on tasks because alcohol makes them weak.” (IDI #3,*  
278 *Female)*

## 279 Inability to Fulfill Family Responsibilities

280 Most participants mentioned that alcohol was an inhibitor in one's ability to fulfill their  
281 responsibilities to their family. Those who drank in excess would *“forget [their] responsibilities”*  
282 (IDI #11, Male), become too *“weak”* (IDI #3, Female), *“lazy”* (IDI #19, Female), or simply, *“fail*  
283 *to perform their daily duties”* (IDI #6, Female). One participant elaborates on their own  
284 experience:

285 *“I see alcohol is not such a good thing...It can make one forgetting everything about*  
286 *his/her family, even children can go to bed hungry without you having an idea because*  
287 *you're busy drinking. Children left home by drunkard parents can even experience*  
288 *assaults of different kinds just because the parents are not there to protect them...I advice*

289 *my fellow parents and those who have families to care for to stop taking alcohol” (IDI*  
290 *#7, Female)*

### 291 Stigma and Discrimination

292 All interviewees noted alcohol-related stigma to be present to some extent in their  
293 communities, but to varying degrees and concentrated in certain circumstances. One participant  
294 reported that they “*haven’t seen any stigma among men or women...unless if after drinking you*  
295 *cause problems like fighting or abusing other people” (IDI#12, Male)*. As another explains,  
296 stigma could also arise when one fails to accomplish preset responsibilities or drinks unsafe  
297 alcoholic beverages:

298 *“Alcohol intake in Tanzania is like a ritual. Anyone can drink. The stigma arises when*  
299 *someone fails to control their drinking habit, like when someone drinks all the time and*  
300 *fails to fulfill his or her obligations, or if someone drinks those homemade beers (local*  
301 *brews) that are not tested and not standardized by the bureau of standards. People who*  
302 *drink Gongo and Dadii are really stigmatized in the community. Because once you drink*  
303 *those, you may even fail to control your bowels, which leads to shame and*  
304 *embarrassment” (IDI #2, Male)*.

305 In addition to the quality of liquor, another notable facet of alcohol-related stigma is its  
306 interaction with gender. Participants noted that “*women who drink are stigmatized more than*  
307 *men” (IDI #7, Female)* and that their “*community strongly hate women who drinks alcohol” (IDI*  
308 *#19, Male)*. This arose in part because of aforementioned gender roles, where because “*women*  
309 *stay with the children most of the time” (IDI #19, Male)* there is concern that their alcohol habits  
310 will have greater negative repercussions on their children.

### 311 Sexual Consequences

312 Interviewees reported that alcohol use caused or contributed to significant sexual  
313 consequences uniquely experienced by each gender. The first of these was the increased risk of  
314 acquiring a sexually transmitted disease – “*when you drink too much it can put you a risky of*  
315 *even practice unsafe sexual intercourse*” (IDI #4, Male), which generally stemmed from having  
316 more sexual partners:

317 “*Men who drink lacks discipline, they don't respect themselves or their wives, they*  
318 *engage in sexual immorality without considering the fact that they are aged, married and*  
319 *with families.*” (IDI #7, Female)

320 A couple of men and women participants noted that alcohol could hinder their ability to  
321 perform sexual acts –

322 “*A person cannot perform sexual activity well as before, to men they may encounter*  
323 *erectile dysfunction and women may also not be able to involve and perform sexual*  
324 *activity properly. Alcohol can make a person really desire the sexual intimacy but just*  
325 *not able to perform it because of the effect of alcohol in the brain.*” (IDI #16, Female)

326 This, though, was only mentioned by a few participants and stands in sharp contrast to the  
327 common theme of alcohol-related sexual assault. This final sexual consequence was described  
328 almost exclusively as men being violent against women – “*there is someone I know she was*  
329 *invited to a man house to drink alcohol it was her first time to drink alcohol she got drunk the*  
330 *man raped her*” (IDI #9, Female). Participants disagreed on whether or not men incurred sexual  
331 assault when drinking, one saying “*men...cannot experience sexual violence because it is not a*  
332 *common practice in Tanzania*” (IDI #2, Male), while another reported that “*men...when they are*  
333 *drunk, they have been sexually abused by the fellow men*” (IDI #13, Female).

334 Interpersonal Conflict and Violence

335 Sexual assault was not the only product of the increased violent and aggressive behavior  
336 that alcohol use incited. Interpersonal conflict and violence was a theme noted by three-quarters  
337 of participants. IDI #19 states,

338 *“Alcohol causes misunderstandings and fights in society, I have witnessed many times*  
339 *that people get drunk and start to say abusive words, become very aggressive and*  
340 *arrogant.”* (IDI #19, Female)

341 Respondents described how alcohol use instigates emotional and physical conflict and  
342 distress within the family – *“I know many families that when the father is drunk, the mother and*  
343 *children become so anxious and afraid to sit with him closely. The most common violence is*  
344 *physical and emotional abuse”* (IDI #17, Male). As seen in this and the next quote, aggression  
345 was described as being more common in men – *“it’s very difficult to see women fighting after*  
346 *drinking. But men are always aggressive and violent”* (IDI #3, Female), with the ensuing  
347 conflict leading to family disintegration.

348 Moreover, several participants (4 of the 19 participants) discuss how a child’s mental  
349 health is significantly affected by witnessing their parents *“fighting and shouting”* (INT#12,  
350 Male), a form of emotional conflict, due to alcohol consumption. As a result, many pre-existing  
351 interpersonal relationships were harmed or broken – *“I have witnessed many times that people*  
352 *get drunk and start to say abusive words to one another ...I can say that alcohol can truly bring*  
353 *people together but can also destroy people’s relationship”* (IDI #19, Female).

#### 354 Injuries and Chronic Disease

355 While all the categories of harms thus far discussed can lead to significant physical,  
356 mental, and emotional problems, a plethora of other long-term health issues stemming from

357 alcohol use like injuries and road traffic incidents, illness and chronic disease were also  
358 discussed by most participants.

359 *“Alcohol can lead to organ damage like liver so there is a lot of complications...I had a*  
360 *friend of mine who was drinking every day, and he was not eating well so he ends up*  
361 *dying. Because of alcohol intoxication. But before that he was having anemia (low*  
362 *blood), low body weight, and muscle wasting” (IDI #12, Male)*

363 Health issues that were attributed to alcohol use by participants included the following: liver  
364 cirrhosis, cancer, kidney failure, *“puffy cheek”* (water retention resulting from alcohol use),  
365 neurological insults, and even death. Some participants even recount how local brews—which  
366 are *“not tested and not safe” (IDI #4, Male)* and have been characterized as *“strong alcohol”*  
367 *(IDI #8, Male)*—may incite even greater health consequences in regular consumers.

#### 368 Financial Instability

369 Lastly, almost half of the participants mentioned economic loss and financial instability,  
370 encouraged via a variety of different mechanisms, as a major source of personal and community  
371 harm. First, participants proposed that economic loss and financial instability seem to arise from  
372 the perceived difficulty of drinkers to find or maintain employment. That is, participants agreed  
373 that employed individuals who drink experience a loss of productivity. IDI #17, for example,  
374 stated, *“Alcohol-related behaviors may lower the individual performance at (the) workplace*  
375 *which leads to inadequate or inefficient production” (IDI #17, Male).*

376 In addition, if an individual spends *“a lot of money buying alcohol” (IDI #12, Male)* for  
377 themselves, this can take a toll on personal savings –*“I lost my business because of drinking too*  
378 *much” (IDI #12, Male).* One participant describes the monetary loss alcohol-related spending  
379 could cause:



380           *“Alcohol affected my uncle so badly, he was so rich, and helped people in his family and*  
381           *relatives but once he became addicted with alcohol everything turns to zero. He lost*  
382           *everything, even closer friends. He is unable to take care of his family even paying school*  
383           *fees for his children!” (IDI# 5, Male)*

384           As men especially were seen to be the primary breadwinners for their families, a father’s  
385           excess spending on alcohol could “*decrease in family income*” (IDI #17, Male). This created  
386           negative repercussions for a man’s wife and children and permanently cripple their financial  
387           holdings:

388           *“Alcohol is a reason for many families here to fall into extreme poverty because of men*  
389           *as family providers spend a lot of resources in alcohol while they just earn little to help*  
390           *their families survive as most of them work as drivers of tricycles and motorcycles. So,*  
391           *when a man has no control of his drinking habits and spends all of his income into*  
392           *drinking and definitely the family get into a vicious cycle of poverty.” (INT #19)*

393           While increased alcohol consumption was seen as contributing to personal or familial financial  
394           distress for some, as will be discussed in the next section, several participants noted a financial  
395           benefit to increased alcohol use for sellers or the government.

### 396           ***Alcohol’s Perceived Benefits***

397           When asked how alcohol has positively impacted their community, a third (only one of  
398           which was female) commented on the economic gain in alcohol production and sales, and half of  
399           the participants commonly mentioned social and/or cultural benefits.

#### 400           Economic Growth

401 In contrast to the last sub-theme presented, IDI #2 described the monetary benefit alcohol  
402 brought to his community, saying it  
403 *“contributes to the economic growth of an individual who is selling, a family or a*  
404 *national income. The government collects taxes from the brewing industry, which helps to*  
405 *increase national income” (IDI# 2, Male).*

406 Interestingly though, while the government benefited financially from alcohol sales,  
407 several respondents discussed how *“local brew”* (IDI #4, Male) is often not effectively tested for  
408 alcohol content levels and results in harmful consequences for their community. One participant  
409 explained this lack of government monitoring:

410 *“The community views [alcohol] as a burden promoted by the government, it is the*  
411 *government that legalized it and allow people to manufacture alcohol. And sometimes the*  
412 *government fails to monitor these industries and see what kind of alcohol they are*  
413 *producing. It is very unfortunate that some of the businessmen are not faithful and*  
414 *manufacture alcohol which are very strong and damage people’s brain.” (IDI #12, Male)*

415 Importantly, while the production of alcohol was seen to bring economic benefit for some, even  
416 this perceived boon carried with it the potential for harm to community members.

#### 417 Upholding Cultural Practices

418 As mentioned in the first quote in this manuscript, alcohol use was tied to cultural and  
419 tribal events – *“Many people consider alcohol to be part of their social culture and way of life”*  
420 (IDI #2, Male). Some respondents found it appropriate to consume alcohol at cultural events or  
421 special occasions, using alcohol during rituals as a way to *“signify respect and honor to our*  
422 *ancestors” (IDI #2, Male)* and *“honor their ancestors' way of living, social customs that have*

423 *been practiced for generations and generations” (IDI #3, Female).* One woman summarized  
424 these sentiments:

425 *“There are social events that cannot be done without alcohol, for example, if you go to*  
426 *pay for dowry you have to bring alcohol to the event and even in some rituals, they must*  
427 *brew alcohol during the ritual service. So, there's a positive way alcohol affects our*  
428 *society as a whole...many people drink alcohol to spend time together and enjoy” (IDI*  
429 *#9, Female)*

#### 430 Social Unity

431 Finally, alcohol’s positive influence on the social aspect of community life was a  
432 common theme in IDIs – *“alcohol helps people interact and have time to discuss different*  
433 *issues...it strengthens unity among people” (IDI #4, Male)* and

434 *“[Alcohol] helps to bring people together in unity. You may find friends or just random*  
435 *people sitting together, making stories about a thing or two and celebrating their*  
436 *achievement over a glass of beer. In my society, you cannot just gather around grown-up*  
437 *people to discuss about something and just give them soda or juice, you must offer them*  
438 *alcohol so that they will listen to you properly” (IDI #19, Female).*

439  
440 *“The good results of alcohol, to me personally it has made my social life very great and I*  
441 *have been meeting a lot of people when I go for a drink, for my friends as we enjoy drinks*  
442 *together and talk about our lives but I have also met important and influential people to*  
443 *discuss important matters in business and work as we enjoy 1 or 2 glass of beer” (IDI*  
444 *#10, Female)*

445 Not only was alcohol use noted as bringing people together, but alcohol was also  
446 mentioned as having a key role in resolving social conflict and social gatherings:

447 *“If you have misunderstandings with friends or family members, and you want to resolve*  
448 *those disputes...you need to offer them alcohol while you talk! You can’t offer them soft*  
449 *drinks! Even when you want to get married, you need to buy a lot of alcohol for elderly*  
450 *people to drink and enjoy” (IDI #2, Male).*

451

## 452 *Discussion*

453 This paper explored the perceptions of alcohol-related consequences through the lens of  
454 KCMC ED and RHC patients. This analysis is the first of its kind to provide a holistic overview  
455 of the harms and benefits of alcohol as perceived by patients in Moshi, Tanzania. Existing  
456 literature on Moshi has described the scope of alcohol use in this region (26,28,32,47), examined  
457 the determinants of use (48), and explored specific consequences related to alcohol, such as  
458 drunk driving (49) and stigma (29,33). Perceptions of alcohol use have been explored (23), but  
459 without looking at alcohol-related consequences and exclusively from the perspectives of injury  
460 patients. Our paper takes the existing data one step further by providing a comprehensive view of  
461 perceived alcohol-related impacts on individuals, their families, and their communities to allow  
462 for a clearer picture of alcohol’s role in this context. Our results show that individuals and their  
463 families experienced alcohol-related social harms like stigma and interpersonal conflict;  
464 however, alcohol was also thought to foster unity at the broader community level. From a social  
465 dimension, while patients perceived alcohol to have some level of financial benefit on the  
466 community and government level through sales and taxes, substantial economic harm from  
467 excess spending on alcohol arose for the individuals and families of heavy users. Finally, no

468 health benefits were linked to alcohol consumption but a slew of physical harms were mentioned  
469 by participants.

470 In this analysis, we found that participants saw both positive and negative impacts of  
471 alcohol use at the individual, interpersonal, and community levels, including the perceived  
472 benefit of social unity and upholding traditional customs contrasted by the harm of greater  
473 conflict and stigma. One notable stipulation to these results, though, is that while ED men had  
474 the highest average scores on the DrInC social responsibility category, stigma was found to more  
475 severely affect women. Looking first at the social consequences to the individual, previous  
476 Moshi-based studies have identified alcohol-related stigma (33,50) and a disproportionate stigma  
477 against women (29), however greater exploration on this topic is needed as these data sets were  
478 limited to ED injury patients. At the interpersonal level, alcohol use was purported to foster  
479 social connections but at the same time had the potential to generate conflict, going as far as to  
480 destroy romantic and family relationships. Though the first of these findings is not well-  
481 supported by academic literature, alcohol has been previously noted to be a mediator in conflict  
482 and intimate partner violence both globally and regionally (51–54). While both social benefits  
483 and harms were noted by participants, only the latter is currently supported in scholarly  
484 publications. However, understanding the perceived positive associations of alcohol use can help  
485 better contextualize its ubiquitous usage in Moshi and pinpoint focus areas for future alcohol-  
486 reduction-focused interventions.

487 Similar to the social implications of alcohol use, we found that alcohol consumption can  
488 have important financial consequences at the individual and country levels. IDI participants  
489 described the decreased household income that arose from excessive spending on alcohol. This is  
490 supported by other previously published study data where we found nearly 40% of male ED

491 patients spent between 10 - 46% of overall average monthly household income on alcohol alone  
492 (39,55). While women are spending the least amount on alcohol overall, previous data showed  
493 that women consume less alcohol but also experience limited autonomy when it comes to the use  
494 of household funds. Other important economic-based findings from this analysis are the impacts  
495 at broader community and government levels. IDI participants believed that high rates of  
496 consumption were advantageous for sellers of alcohol and rising national excise taxes on alcohol  
497 products contributed to increasing revenue for the government of Tanzania. However, specifics  
498 of how this additional revenue was used to benefit Tanzanians were not mentioned. Currently,  
499 while there is a lack of literature outlining the broader financial implications of alcohol use  
500 within the East African context. Matzopoulos et al. estimate that within South Africa, the  
501 tangible and intangible costs incurred from harmful alcohol consumption comprise between 10-  
502 12% of the country's total GDP and outweigh the economic benefits associated with alcohol  
503 taxes and sales (56). Further, research has suggested the inverse relationship between alcohol  
504 consumption and labor force participation globally (57). This contributes to larger  
505 macroeconomic implications, including losses in economic productivity and development.  
506 Overall, our data suggest that financial benefits from alcohol use were perceived to only exist for  
507 sellers of alcohol and at the government level. For individuals and the broader community,  
508 participants almost exclusively noted the negative monetary impacts of alcohol use.

509       Along with the social and financial consequences of alcohol consumption, we noted  
510 several physical harms stemming from alcohol use. ED men were seen to experience a more  
511 diverse range of physical consequences than ED and RHC women as illustrated by our DrInC  
512 physical harm scores. We found in IDI data that perceived alcohol-related physical harms  
513 include increases in sexual assault, violence, risky sexual behaviors, and chronic health issues,

514 with no mention of any physical benefit to themselves or their communities. This last finding  
515 echoes a recent statement made by the World Health Organization (WHO) stating that any level  
516 of drinking is harmful to physical health (58,59). Elaborating on these harms, the physical  
517 consequences of alcohol use mentioned by our IDI participants have been noted in other Africa-  
518 based studies. In sub-Saharan Africa, harmful alcohol use has been previously associated with  
519 increased road traffic injuries, drunk driving, and other injurious behaviors (32,49,60,61). In  
520 addition, studies in Uganda and South Africa have found an association between sexual and  
521 intimate partner violence and alcohol consumption (62,63). Last, our IDI data also echoes the  
522 WHO and the Center for Disease Control’s growing concern over the chronic health  
523 consequences of excess consumption such as liver and kidney failure (64). Effective alcohol-  
524 reduction programs stand to reduce not only these negative health effects associated with alcohol  
525 but also violent behaviors that incite injuries. Walton et al. and Ward et al. found, respectively,  
526 that interventions aiming to lower alcohol intake subsequently reduce aggression (65,66). Given  
527 the notable physical risk that alcohol poses, there is a need to address alcohol use behaviors in  
528 the Moshi area. Additionally, as research has shown that interventions are more effective when  
529 culturally adapted to specific populations (67,68), alcohol-reduction-related programs and  
530 policies implemented in Moshi should encompass the specific socio-cultural nuances of the  
531 region.

532 In considering the social, financial, and physical impacts of alcohol use, one final note is  
533 that while broader community benefits like social unity, the upholding of traditions, and  
534 increased government revenue were raised, participants identified few personal benefits of  
535 alcohol use. This raises the question of if alcohol truly has benefits in the community outside of

536 historic incorporation into cultural and social events. More research exploring alcohol's impact  
537 at the personal versus community levels are thus recommended.

### 538 *Limitations and Directions for Future Research*

539         Limitations for this analysis are present primarily within the quantitative data set and the  
540 DrInC tool. First, the rate of patients who screen failed or declined survey participation was not  
541 originally collected. This has an impact on the generalizability of our quantitative data to the ED  
542 and RHC patient populations at large. Additionally, this data was collected in the midst of the  
543 COVID-19 pandemic. As such, for the safety of our Tanzanian research staff, those who  
544 presented to the ED for COVID-19-related symptoms were not approached for study  
545 participation. While necessary to take these safety precautions, this also limited our ability to  
546 reach the full expected patient population. In both these cases, however, because of the large  
547 sample size and well-enforced sampling strategy, we still hold our data to be representative of  
548 the patient population. For DrInC, while this tool helps measure the range of consequences one  
549 might experience from alcohol use, it does not provide information on how severe these  
550 consequences are to the individual, which limits our understanding of alcohol's true impact.  
551 Finally, several important gender-specific consequences of alcohol use arose in this analysis,  
552 highlighting the need for further exploration of how alcohol differentially impacts men and  
553 women in this region. Even with these limitations, our paper offers one of the first published  
554 assessments of community perceptions of alcohol use in sub-Saharan Africa, offering insight into  
555 how alcohol is viewed both positively and negatively by patients and community members. Our  
556 work highlights the need to consider social, financial, and cultural elements when addressing  
557 alcohol use disorders.



## 558 *Conclusion*

559           Alcohol was perceived to have both positive and negative impacts on patients and their  
560 communities. Perceived harms included stigma, sexual harm, interpersonal conflict, injuries and  
561 disease, and financial instability. These harms stand in contrast to the mentioned benefits of  
562 increased social unity, upholding traditional practices, and economic growth. Further, men were  
563 found to experience a wider range of alcohol-related consequences than women. Our results  
564 allow for a sharper picture of alcohol's role in this community and point to the need to  
565 incorporate the sociocultural, financial, and physical implications of alcohol use in programming  
566 and treatment related to alcohol use disorders. These findings can help identify focus areas for  
567 future programs aiming to reduce alcohol misuse in this area.

568   References

- 569   1.    World Health Organization (WHO). Global status report on alcohol and health 2018  
570       [Internet]. World Health Organization (WHO); 2018 [cited 2021 Nov 21]. Available from:  
571       <https://apps.who.int/iris/bitstream/handle/10665/274603/9789241565639-eng.pdf>
- 572   2.    Shield KD, Parry C, Rehm J. Chronic diseases and conditions related to alcohol use.  
573       *Alcohol Res.* 2013;35(2):155–73.
- 574   3.    Rehm J, Gmel GE, Gmel G, Hasan OSM, Imtiaz S, Popova S, et al. The relationship  
575       between different dimensions of alcohol use and the burden of disease-an update.  
576       *Addiction.* 2017 Jun;112(6):968–1001.
- 577   4.    Rehm J, Mathers C, Popova S, Thavorncharoensap M, Teerawattananon Y, Patra J. Global  
578       burden of disease and injury and economic cost attributable to alcohol use and alcohol-use  
579       disorders. *Lancet.* 2009 Jun 27;373(9682):2223–33.
- 580   5.    Kummetat JL, Leonhard A, Manthey J, Speerforck S, Schomerus G. Understanding the  
581       Association between Alcohol Stigma and Alcohol Consumption within Europe: A Cross-  
582       Sectional Exploratory Study. *Eur Addict Res.* 2022 Sep 9;28(6):446–54.
- 583   6.    Burke TR. The economic impact of alcohol abuse and alcoholism. *Public Health Rep.*  
584       1988 Dec;103(6):564–8.
- 585   7.    Thavorncharoensap M, Teerawattananon Y, Yothasamut J, Lertpitakpong C,  
586       Chaikledkaew U. The economic impact of alcohol consumption: a systematic review.  
587       *Subst Abuse Treat Prev Policy.* 2009 Nov 25;4:20.
- 588   8.    Manthey J, Hassan SA, Carr S, Kilian C, Kuitunen-Paul S, Rehm J. What are the  
589       economic costs to society attributable to alcohol use? A systematic review and modelling  
590       study. *Pharmacoeconomics.* 2021 Jul;39(7):809–22.
- 591   9.    Schomerus G, Lucht M, Holzinger A, Matschinger H, Carta MG, Angermeyer MC. The  
592       stigma of alcohol dependence compared with other mental disorders: a review of  
593       population studies. *Alcohol Alcohol.* 2011 Apr;46(2):105–12.
- 594   10.   Birtel MD, Wood L, Kempa NJ. Stigma and social support in substance abuse:  
595       Implications for mental health and well-being. *Psychiatry Res.* 2017 Jun;252:1–8.
- 596   11.   Pitpitpan EV, Kalichman SC, Eaton LA, Cain D, Sikkema KJ, Skinner D, et al. Gender-  
597       based violence, alcohol use, and sexual risk among female patrons of drinking venues in  
598       Cape Town, South Africa. *J Behav Med.* 2013 Jun;36(3):295–304.
- 599   12.   Schulkind J, Mbonye M, Watts C, Seeley J. The social context of gender-based violence,  
600       alcohol use and HIV risk among women involved in high-risk sexual behaviour and their  
601       intimate partners in Kampala, Uganda. *Cult Health Sex.* 2016 Jul;18(7):770–84.
- 602   13.   Bonner CP, Browne FA, Ndirangu JW, Howard B, Zule WA, Speizer IS, et al. Exploring

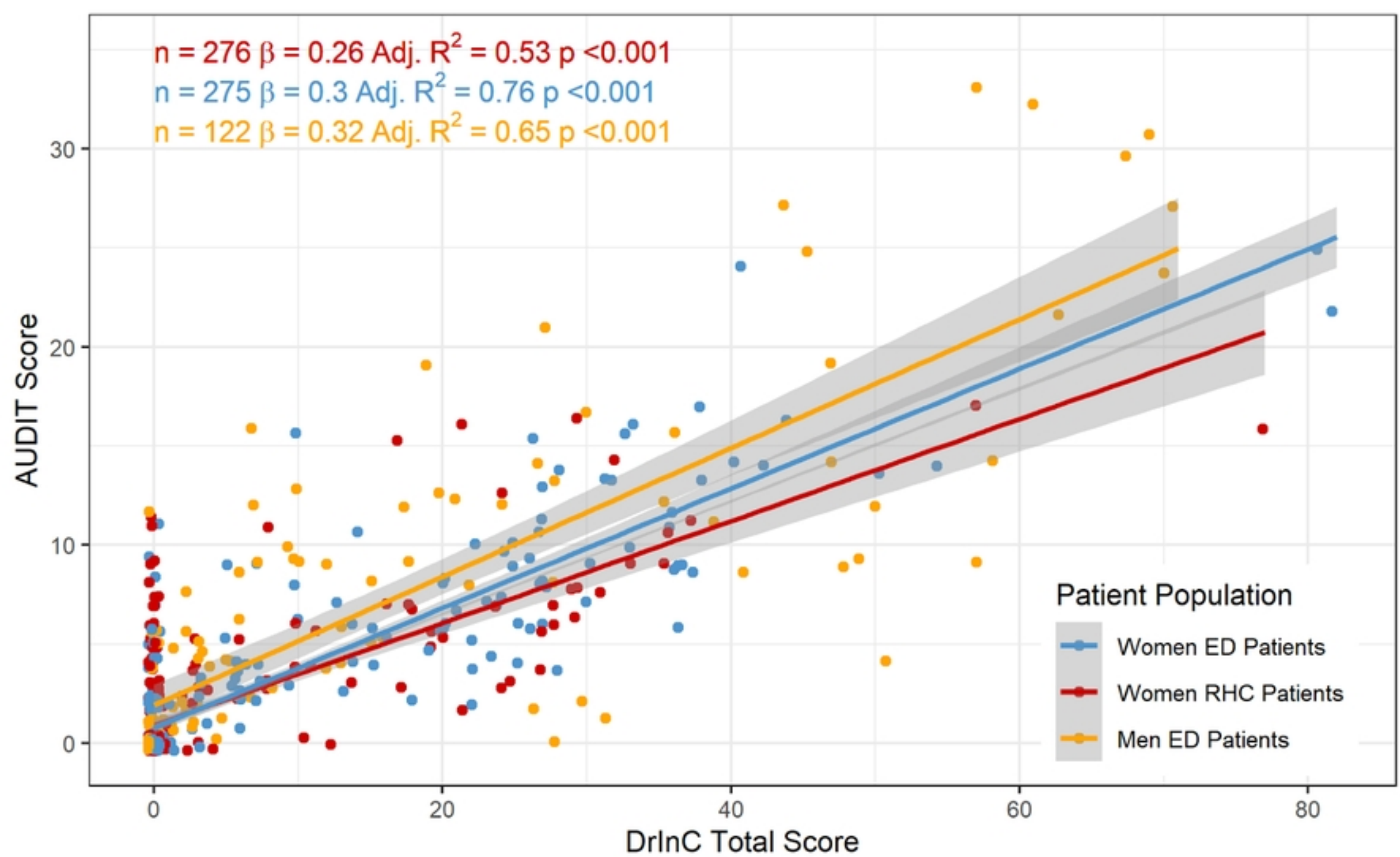
- 603 the associations between physical and sexual gender-based violence and HIV among  
604 women who use substances in South Africa: the role of agency and alcohol. *AIDS Care*.  
605 2019 Nov;31(11):1369–75.
- 606 14. Walls H, Cook S, Matzopoulos R, London L. Advancing alcohol research in low-income  
607 and middle-income countries: a global alcohol environment framework. *BMJ Glob*  
608 *Health*. 2020 Apr 16;5(4):e001958.
- 609 15. Marten R, Amul GGH, Casswell S. Alcohol: global health’s blind spot. *Lancet Glob*  
610 *Health*. 2020 Mar;8(3):e329–30.
- 611 16. Ferreira-Borges C, Parry CDH, Babor TF. Harmful Use of Alcohol: A Shadow over Sub-  
612 Saharan Africa in Need of Workable Solutions. *Int J Environ Res Public Health*. 2017 Mar  
613 27;14(4).
- 614 17. Lim SS, Vos T, Flaxman AD, Danaei G, Shibuya K, Adair-Rohani H, et al. A comparative  
615 risk assessment of burden of disease and injury attributable to 67 risk factors and risk  
616 factor clusters in 21 regions, 1990-2010: a systematic analysis for the Global Burden of  
617 Disease Study 2010. *Lancet*. 2012 Dec 15;380(9859):2224–60.
- 618 18. Murray et al. CJL. Global, regional, and national comparative risk assessment of 79  
619 behavioural, environmental and occupational, and metabolic risks or clusters of risks,  
620 1990-2015: a systematic analysis for the Global Burden of Disease Study 2015. *Lancet*.  
621 2016 Oct 8;388(10053):1659–724.
- 622 19. Shield KD, Rehm J. Societal development and the alcohol-attributable burden of disease.  
623 *Addiction*. 2021 Sep;116(9):2326–38.
- 624 20. Probst C, Kilian C, Sanchez S, Lange S, Rehm J. The role of alcohol use and drinking  
625 patterns in socioeconomic inequalities in mortality: a systematic review. *Lancet Public*  
626 *Health*. 2020 Jun;5(6):e324–32.
- 627 21. Katikireddi SV, Whitley E, Lewsey J, Gray L, Leyland AH. Socioeconomic status as an  
628 effect modifier of alcohol consumption and harm: analysis of linked cohort data. *Lancet*  
629 *Public Health*. 2017 Jun;2(6):e267–76.
- 630 22. Sudhinaraset M, Wigglesworth C, Takeuchi DT. Social and Cultural Contexts of Alcohol  
631 Use: Influences in a Social-Ecological Framework. *Alcohol Res*. 2016;38(1):35–45.
- 632 23. Meier BJ, El-Gabri D, Friedman K, Mvungi M, Mmbaga BT, Nickenig Vissoci JR, et al.  
633 Perceptions of alcohol use among injury patients and their family members in Tanzanian  
634 society. *Alcohol*. 2020 Mar;83:9–15.
- 635 24. WHO. Alcohol [Fact sheet] [Internet]. World Health Organization. 2022 [cited 2023 Jan  
636 23]. Available from: <https://www.who.int/news-room/fact-sheets/detail/alcohol>
- 637 25. WHO. Global Strategy to Reduce the Harmful Use of Alcohol. Geneva: World Health  
638 Organization; 2010.

- 639 26. Mitsunaga T, Larsen U. Prevalence of and risk factors associated with alcohol abuse in  
640 Moshi, northern Tanzania. *J Biosoc Sci.* 2008 May;40(3):379–99.
- 641 27. Francis JM, Weiss HA, Mshana G, Baisley K, Grosskurth H, Kapiga SH. The  
642 Epidemiology of Alcohol Use and Alcohol Use Disorders among Young People in  
643 Northern Tanzania. *PLoS ONE.* 2015 Oct 7;10(10):e0140041.
- 644 28. Mushi D, Moshiro C, Hanlon C, Francis JM, Teferra S. Missed opportunity for alcohol  
645 use disorder screening and management in primary health care facilities in northern rural  
646 Tanzania: a cross-sectional survey. *Subst Abuse Treat Prev Policy.* 2022 Jul 6;17(1):50.
- 647 29. Griffin SM, Karia FP, Zimmerman A, Minnig MCC, Swahn M, Makelarski J, et al. A  
648 Mixed-Methods Study: Sex Differences in Experiences of Stigma Associated With  
649 Alcoholism and Alcohol Use Disorders Among Injury Patients in Tanzania. *Alcohol Clin  
650 Exp Res.* 2020 Aug 9;44(8):1700–7.
- 651 30. Norris AH, Kitali AJ, Worby E. Alcohol and transactional sex: how risky is the mix? *Soc  
652 Sci Med.* 2009 Oct;69(8):1167–76.
- 653 31. Cooper ML. Alcohol use and risky sexual behavior among college students and youth:  
654 evaluating the evidence. *J Stud Alcohol Suppl.* 2002 Mar;(s14):101–17.
- 655 32. Staton CA, Vissoci JRN, Toomey N, Abdelgadir J, Chou P, Haglund M, et al. The impact  
656 of alcohol among injury patients in Moshi, Tanzania: a nested case-crossover study. *BMC  
657 Public Health.* 2018 Feb 21;18(1):275.
- 658 33. El-Gabri D, Nickenig Vissoci JR, Meier BJ, Mvungi M, Haglund M, Swahn M, et al.  
659 Alcohol stigma as it relates to drinking behaviors and perceptions of drink drivers: A  
660 mixed method study in Moshi, Tanzania. *Alcohol.* 2020 Nov;88:73–81.
- 661 34. Zimmerman A, Pesambili M, Phillips AJ, Boshe J, Mmbaga BT, Pantaloni MH, et al.  
662 Cultural adaptation of a brief intervention to reduce alcohol use among injury patients in  
663 tanzania. *medRxiv.* 2021 Jul 22;
- 664 35. Staton CA, Zadey S, O’Leary P, Phillips A, Minja L, Swahn MH, et al. PRACT: a  
665 pragmatic randomized adaptive clinical trial protocol to investigate a culturally adapted  
666 brief negotiational intervention for alcohol use in the emergency department in Tanzania.  
667 *Trials.* 2022 Feb 5;23(1):120.
- 668 36. Blas E Ed. *Equity, Social Determinants and Public Health Programmes.* 1st ed. Geneva,  
669 Switzerland: World Health Organization; 2010.
- 670 37. Cherpitel CJ, Bond J, Ye Y, Borges G, Macdonald S, Giesbrecht N. A cross-national  
671 meta-analysis of alcohol and injury: data from the Emergency Room Collaborative  
672 Alcohol Analysis Project (ERCAAP). *Addiction.* 2003 Sep;98(9):1277–86.
- 673 38. WHO. *Alcohol and Injury in Emergency Departments.* World Health Organization. 2007;
- 674 39. Pauley A, Buono M, West K, Metcalf M, Rent S, Kilasara J, et al. A Mixed-Methods

- 675 Comparison of Gender Differences in Alcohol Consumption and Drinking Characteristics  
676 among Patients in Moshi, Tanzania. medRxiv. 2023 May 18;
- 677 40. Zhao D, Staton CA, He Q, Mmbaga BT, Vissoci JRN. Cross-Culture Adaptation and  
678 Psychometric Properties of the DrInC Questionnaire in Tanzanian Swahili. Front Public  
679 Health. 2018 Nov 20;6:330.
- 680 41. Miller WR, Tonigan S, Longabaugh R. THE DRINKER INVENTORY OF  
681 CONSEQUENCES (DrInC). Alcohol Res Health. 1995;
- 682 42. Kirouac M, Witkiewitz K. Revisiting the Drinker Inventory of Consequences: An  
683 extensive evaluation of psychometric properties in two alcohol clinical trials. Psychol  
684 Addict Behav. 2018;32(1):52–63.
- 685 43. Nadkarni A, Garber A, Costa S, Wood S, Kumar S, MacKinnon N, et al. Auditing the  
686 AUDIT: A systematic review of cut-off scores for the Alcohol Use Disorders  
687 Identification Test (AUDIT) in low- and middle-income countries. Drug Alcohol Depend.  
688 2019 Sep 1;202:123–33.
- 689 44. Bohn MJ, Babor TF, Kranzler HR. The Alcohol Use Disorders Identification Test  
690 (AUDIT): validation of a screening instrument for use in medical settings. J Stud Alcohol.  
691 1995 Jul;56(4):423–32.
- 692 45. Vissoci JRN, Hertz J, El-Gabri D, Andrade Do Nascimento JR, Pestillo De Oliveira L,  
693 Mmbaga BT, et al. Cross-Cultural Adaptation and Psychometric Properties of the AUDIT  
694 and CAGE Questionnaires in Tanzanian Swahili for a Traumatic Brain Injury Population.  
695 Alcohol Alcohol. 2018 Jan 1;53(1):112–20.
- 696 46. Saunders JB, Aasland OG, Babor TF, de la Fuente JR, Grant M. Development of the  
697 Alcohol Use Disorders Identification Test (AUDIT): WHO Collaborative Project on Early  
698 Detection of Persons with Harmful Alcohol Consumption--II. Addiction. 1993  
699 Jun;88(6):791–804.
- 700 47. Staton CA, Zhao D, Ginalis EE, Hirshon JM, Sakita F, Swahn MH, et al. Alcohol  
701 Availability, Cost, Age of First Drink, and Its Association with At-Risk Alcohol Use in  
702 Moshi, Tanzania. Alcohol Clin Exp Res. 2020 Nov 10;44(11):2266–74.
- 703 48. Ao TT-H, Sam N, Kiwelu I, Mahal A, Subramanian SV, Wyshak G, et al. Risk factors of  
704 alcohol problem drinking among female bar/hotel workers in Moshi, Tanzania: a multi-  
705 level analysis. AIDS Behav. 2011 Feb;15(2):330–9.
- 706 49. El-Gabri D, Barcenas LK, Meier B, Mvungi M, Haglund M, Gerardo CJ, et al. Injury  
707 patients' perceptions of drink-driving: A qualitative assessment of drink-driving behavior  
708 in Moshi, Tanzania. PLoS ONE. 2020 May 5;15(5):e0230662.
- 709 50. Zhao D, Nickenig Vissoci JR, Mmbaga BT, Abdullah AS, Staton CA. Alcohol-Related  
710 Risky Behavior Patterns and Their Association With Alcohol Use and Perceived Alcohol

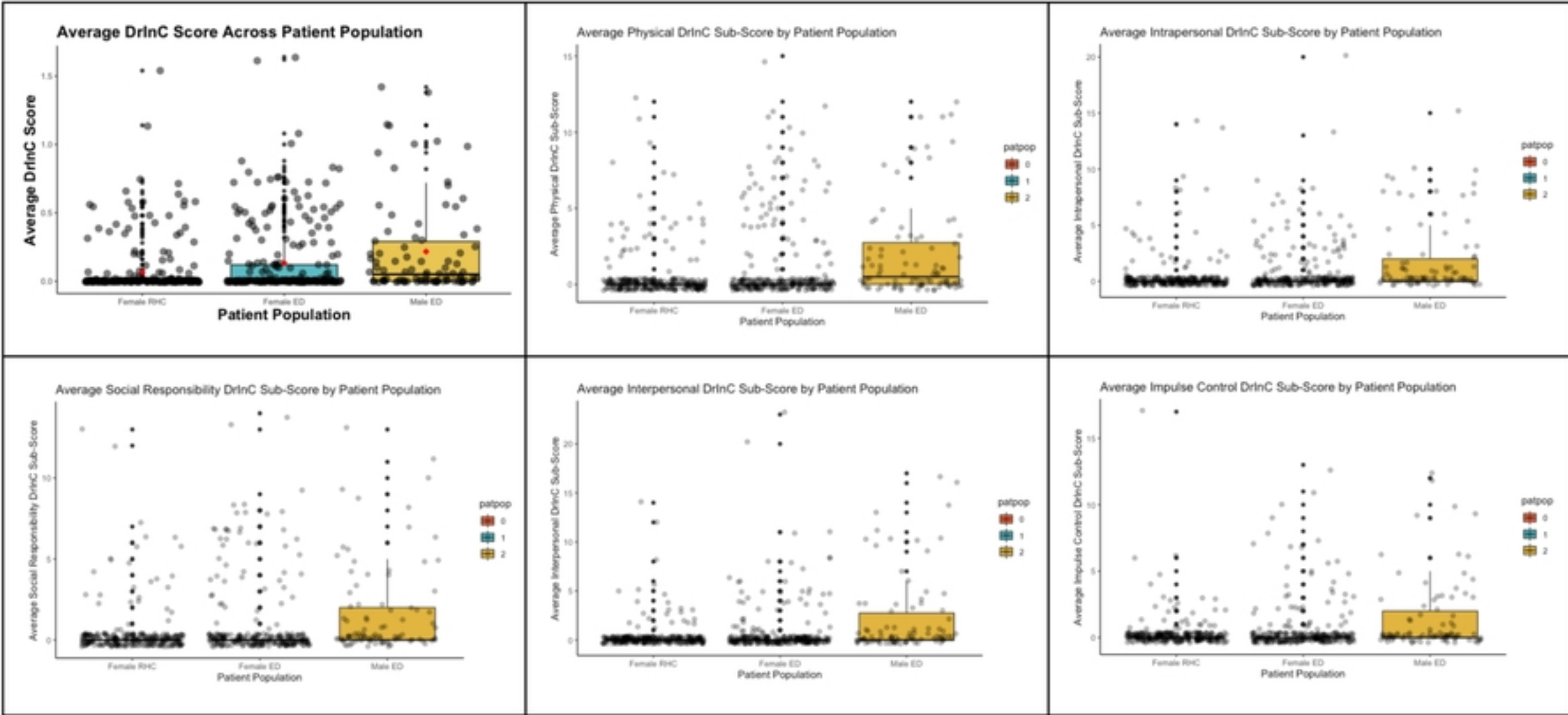
- 711 Stigma in Moshi, Tanzania. *J Stud Alcohol Drugs*. 2020 Sep;81(5):614–23.
- 712 51. Zaleski M, Pinsky I, Laranjeira R, Ramisetty-Mikler S, Caetano R. Intimate partner  
713 violence and alcohol consumption. *Rev Saude Publica*. 2010 Feb;44(1):53–9.
- 714 52. Foran HM, O’Leary KD. Alcohol and intimate partner violence: a meta-analytic review.  
715 *Clin Psychol Rev*. 2008 Oct;28(7):1222–34.
- 716 53. Messersmith LJ, Halim N, Steven Mzilangwe E, Reich N, Badi L, Holmes NB, et al.  
717 Childhood trauma, gender inequitable attitudes, alcohol use and multiple sexual partners:  
718 correlates of intimate partner violence in northern tanzania. *J Interpers Violence*. 2021  
719 Jan;36(1–2):820–42.
- 720 54. Mootz JJ, Muhanguzi FK, Panko P, Mangen PO, Wainberg ML, Pinsky I, et al. Armed  
721 conflict, alcohol misuse, decision-making, and intimate partner violence among women in  
722 Northeastern Uganda: a population level study. *Confl Health*. 2018 Aug 6;12:37.
- 723 55. Pauley A, Thatcher EC, Sarafian JT, Zadey S, Shayo F, Mmbaga BT, et al. Alcohol Use  
724 among Emergency Medicine Department Patients in Tanzania: A Comparative Analysis  
725 of Injury Versus Non-Injury Patients. *medRxiv*. 2023 May 4;
- 726 56. Matzopoulos RG, Truen S, Bowman B, Corrigan J. The cost of harmful alcohol use in  
727 South Africa. *S Afr Med J*. 2014 Feb;104(2):127–32.
- 728 57. Jørgensen MB, Pedersen J, Thygesen LC, Lau CJ, Christensen AI, Becker U, et al.  
729 Alcohol consumption and labour market participation: a prospective cohort study of  
730 transitions between work, unemployment, sickness absence, and social benefits. *Eur J*  
731 *Epidemiol*. 2019 Apr;34(4):397–407.
- 732 58. WHO. No level of alcohol consumption is safe for our health [Internet]. World Health  
733 Organization. 2023 [cited 2023 May 11]. Available from:  
734 [https://www.who.int/europe/news/item/04-01-2023-no-level-of-alcohol-consumption-is-](https://www.who.int/europe/news/item/04-01-2023-no-level-of-alcohol-consumption-is-safe-for-our-health)  
735 [safe-for-our-health](https://www.who.int/europe/news/item/04-01-2023-no-level-of-alcohol-consumption-is-safe-for-our-health)
- 736 59. Anderson BO, Berdzuli N, Ilbawi A, Kestel D, Kluge HP, Krech R, et al. Health and  
737 cancer risks associated with low levels of alcohol consumption. *Lancet Public Health*.  
738 2023 Jan;8(1):e6–7.
- 739 60. Kalichman SC, Simbayi LC, Kaufman M, Cain D, Jooste S. Alcohol use and sexual risks  
740 for HIV/AIDS in sub-Saharan Africa: systematic review of empirical findings. *Prev Sci*.  
741 2007 Jun;8(2):141–51.
- 742 61. Ferreira-Borges C, Rehm J, Dias S, Babor T, Parry CDH. The impact of alcohol  
743 consumption on African people in 2012: an analysis of burden of disease. *Trop Med Int*  
744 *Health*. 2016 Jan;21(1):52–60.
- 745 62. Bello B, Moultrie H, Somji A, Chersich MF, Watts C, Delany-Moretlwe S. Alcohol use  
746 and sexual risk behaviour among men and women in inner-city Johannesburg, South

- 747 Africa. BMC Public Health. 2017 Jul 4;17(Suppl 3):548.
- 748 63. Zablotska IB, Gray RH, Koenig MA, Serwadda D, Nalugoda F, Kigozi G, et al. Alcohol  
749 use, intimate partner violence, sexual coercion and HIV among women aged 15-24 in  
750 Rakai, Uganda. AIDS Behav. 2009 Apr;13(2):225–33.
- 751 64. Center for Disease Control and Prevention. Alcohol Use and Your Health [Internet].  
752 Alcohol and Public Health. 2022 [cited 2023 May 10]. Available from:  
753 [https://www.cdc.gov/alcohol/fact-sheets/alcohol-](https://www.cdc.gov/alcohol/fact-sheets/alcohol-use.htm#:~:text=Over%20time%2C%20excessive%20alcohol%20use,liver%20disease%2C%20and%20digestive%20problems.&text=Cancer%20of%20the%20breast%2C%20mouth,liver%2C%20colon%2C%20and%20rectum)  
754 [use.htm#:~:text=Over%20time%2C%20excessive%20alcohol%20use,liver%20disease%2](https://www.cdc.gov/alcohol/fact-sheets/alcohol-use.htm#:~:text=Over%20time%2C%20excessive%20alcohol%20use,liver%20disease%2C%20and%20digestive%20problems.&text=Cancer%20of%20the%20breast%2C%20mouth,liver%2C%20colon%2C%20and%20rectum)  
755 [C%20and%20digestive%20problems.&text=Cancer%20of%20the%20breast%2C%20mo](https://www.cdc.gov/alcohol/fact-sheets/alcohol-use.htm#:~:text=Over%20time%2C%20excessive%20alcohol%20use,liver%20disease%2C%20and%20digestive%20problems.&text=Cancer%20of%20the%20breast%2C%20mouth,liver%2C%20colon%2C%20and%20rectum)  
756 [uth,liver%2C%20colon%2C%20and%20rectum](https://www.cdc.gov/alcohol/fact-sheets/alcohol-use.htm#:~:text=Over%20time%2C%20excessive%20alcohol%20use,liver%20disease%2C%20and%20digestive%20problems.&text=Cancer%20of%20the%20breast%2C%20mouth,liver%2C%20colon%2C%20and%20rectum)
- 757 65. Walton MA, Chermack ST, Shope JT, Bingham CR, Zimmerman MA, Blow FC, et al.  
758 Effects of a brief intervention for reducing violence and alcohol misuse among  
759 adolescents: a randomized controlled trial. JAMA. 2010 Aug 4;304(5):527–35.
- 760 66. Ward CL, Mertens JR, Bresick GF, Little F, Weisner CM. Screening and Brief  
761 Intervention for Substance Misuse: Does It Reduce Aggression and HIV-Related Risk  
762 Behaviours? Alcohol Alcohol. 2015 May 1;50(3):302–9.
- 763 67. Griner D, Smith TB. Culturally adapted mental health intervention: A meta-analytic  
764 review. Psychotherapy. 2006;43(4):531–48.
- 765 68. Huey SJ, Polo AJ. Evidence-based psychosocial treatments for ethnic minority youth. J  
766 Clin Child Adolesc Psychol. 2008 Jan;37(1):262–301.



Figure





Figure