

Supplemental Material

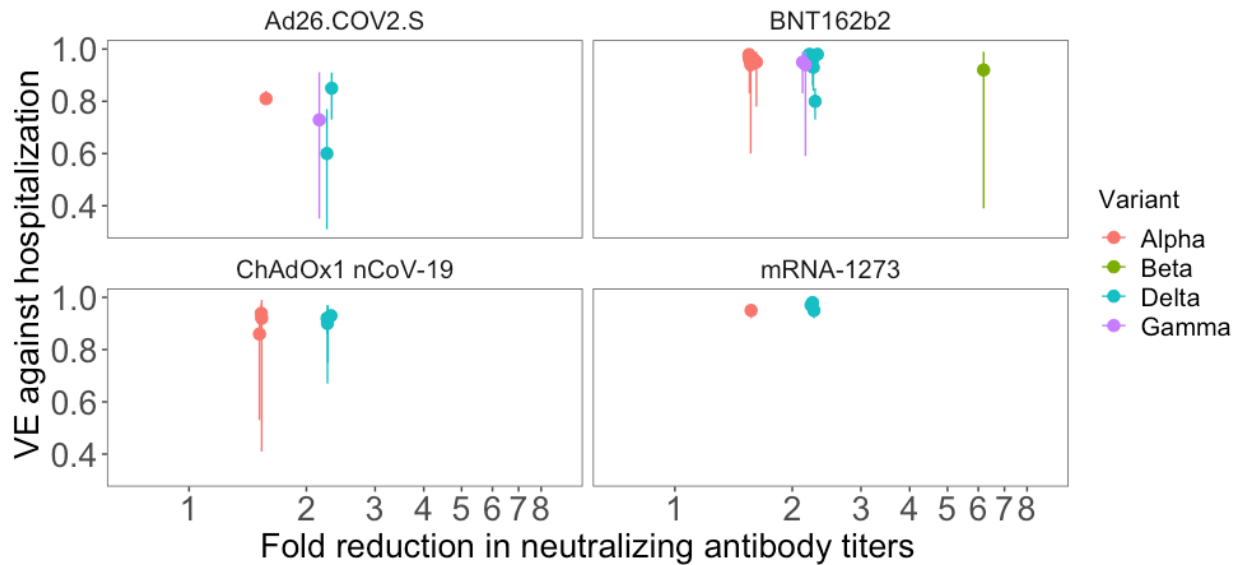


Fig. S1. VE against hospitalization by vaccine plotted against variant-specific reductions in neutralizing antibody titers relative to WT virus. Each point (and 95% CI) represents a single estimate of VE for a single vaccine & virus variant from an observational study. Points have been slightly jittered along the x-axis to facilitate presentation.

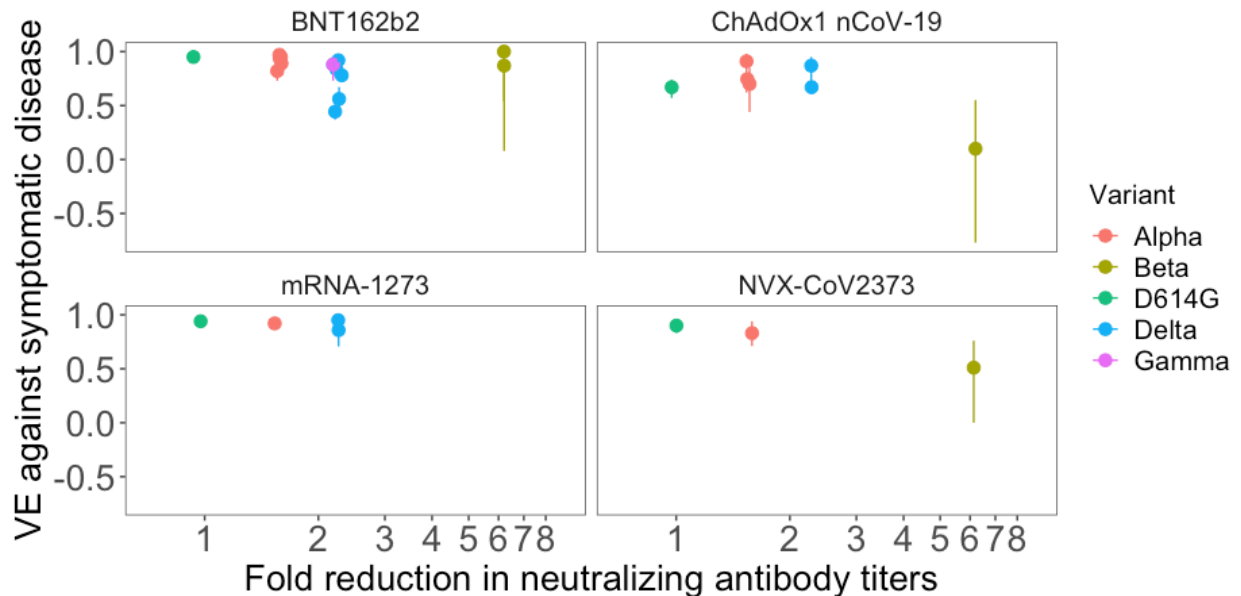


Fig. S2. VE against symptomatic disease by vaccine plotted against variant-specific reductions in neutralizing antibody titers relative to WT virus. Each point (and 95% CI) represents a single estimate of VE for a single vaccine & virus variant from an observational study. Points have been slightly jittered along the x-axis to facilitate presentation.

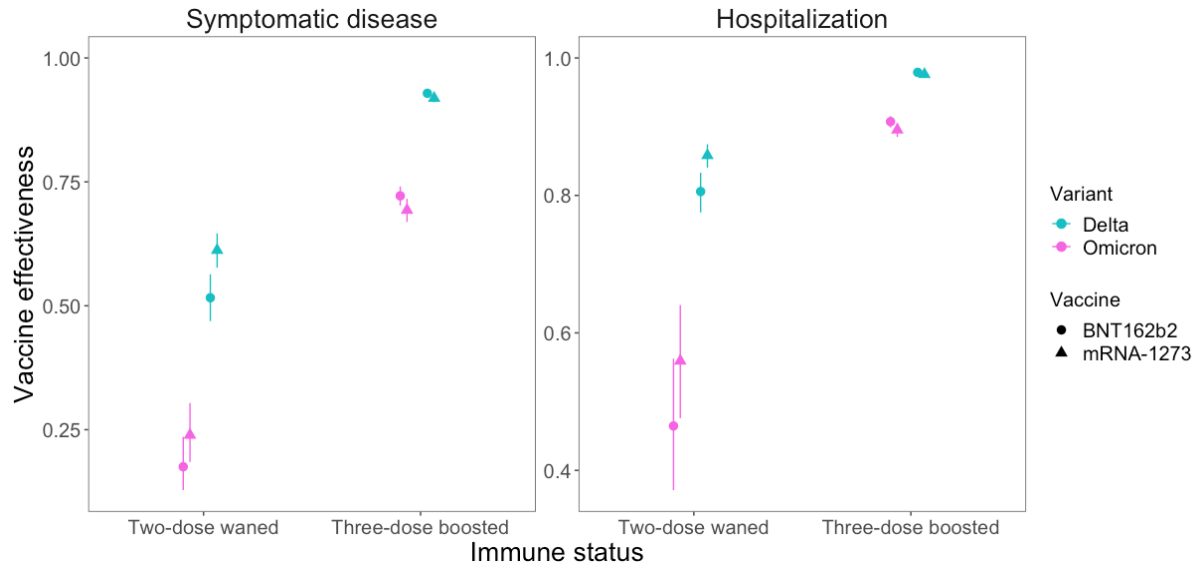


Fig. S3. Comparison of estimated VE for the Omicron variant and Delta variants for two endpoints, two vaccines, and two immune statuses (6+ months after two doses (Waned) and shortly after a 3rd dose (Boosted)).

Table S1: Inverse of neutralizing antibody titers relative to WT (1/NATR_{var}).

Reference	Alpha	Gamma	Delta	Beta	BA.1	BA.2	BA.4/5	BA.1 (Dec. 2021)
1	1.1	1.2	0	4.2	0	0	0	0
2	0	0	0	0	19.3	14	23.3	0
3	0	0	0	7	32.3	0	0	0
4	1.5	4	0	2.5	0	0	0	0
5	0	0	0	0	0	0	0	41.4
6	0	0	7.7	0	0	0	0	0
7	0	0	0	11.4	66.3	0	0	0
8	2.5	1.1	0	4.6	0	0	0	0
9	2.1	6.3	0	39.4	0	0	0	0
10	1.6	0	3.2	13.7	68.3	0	0	0
11	0	0	0	0	6.2	6.2	6.2	0
12	0	0	0	0	9.6	8.9	0	0
13	2.1	2.3	0	12.2	0	0	0	0
14	0.8	1.2	0	2.7	0	0	0	0
15	0	0	2	6.2	12.9	0	0	0
16	1.5	2	2.2	8.8	0	0	0	0

17	0	0	0	0	7.2	5.6	9.3	0
18	1.5	2.2	0	3.4	0	0	0	0
19	0	0	0	0	4.9	0	13.6	0
20	1.4	1.8	0	9.1	0	0	0	0
21	3.5	4.8	0	12.1	0	0	0	0
22	1.9	2.3	4.4	5.3	0	0	0	0
23	0	0	0	0	0	0	0	37
24	2	3.2	2.2	7.5	0	0	0	0
25	0	0	0	0	27	23	0	0
26	2.2	1.9	0	4.6	0	0	0	0

Table S2: The fitted model for $\ln(\text{NATR}_{\text{var}})$ with variant a fixed effect and study as a random effect. Alpha was the reference level; the standard deviation of the random effect, study, was 0.51.

Predictor	Estimate	SE	t-value	P-value
Alpha (Intercept)	0.45	0.16	2.75	0.0087
Gamma	0.32	0.16	2.05	0.048
Delta	0.37	0.23	1.63	0.11
Beta	1.37	0.15	9.26	<0.001
BA.1	2.47	0.22	11.06	<0.001
BA.2	2.17	0.29	7.49	<0.001
BA.4/5	2.54	0.31	8.25	<0.001
BA.1 Dec. 2021	3.22	0.49	6.63	<0.001

Table S3: Estimates of fold reduction in neutralizing antibody titers for virus variants relative to WT (NATR_{var}) with 95% CIs.

Variant	Fold Reduction (95% CI)
Alpha	1.57 (1.14-2.16)
Gamma	2.15 (1.55-2.99)
Delta	2.27 (1.45-3.55)
Beta	6.17 (4.58-8.30)
BA.1	18.5 (12.8-26.7)
BA.2	13.6 (8.3-22.4)
BA.4/5	19.9 (11.6-34.1)
BA.1 (Dec. 2021)	39.1 (16.0-96.0)

Table S4: Vaccine effectiveness against hospitalization estimates used to fit the VE-NATR_{tot} model and shown in Figure 2.

Variant	Reference	Vaccine	VE	95% CI	Effective cases vaccine group	Effective cases control group
Alpha	²⁷	Ad26.COVS.S	0.81	0.79-0.84	190	1000
Alpha	²⁸	BNT162b2	0.96	0.83-0.99	1.9	46.9
Alpha	²⁹	BNT162b2	0.979	0.91-1	2	94
Alpha	²⁹	ChAdOx1 nCoV-19	0.939	0.85-0.98	5	81.6
Alpha	³⁰	BNT162b2	0.95	0.78-0.99	1.8	36.6
Alpha	³⁰	ChAdOx1 nCoV-19	0.86	0.53-0.96	3	21.3
Alpha	³¹	BNT162b2	0.972	0.97-0.98	28	1000
Alpha	³²	BNT162b2	0.94	0.6-0.99	1.1	18.6
Alpha	³³	BNT162b2	0.96	0.94-0.97	27.3	681.3
Alpha	³³	mRNA-1273	0.95	0.92-0.97	17.8	356.3
Alpha	³³	ChAdOx1 nCoV-19	0.92	0.41-0.99	1	12.9
Beta	³³	BNT162b2	0.92	0.39-0.99	1	12.4
Delta	²⁷	Ad26.COVS.S	0.85	0.73-0.91	12.9	85.8
Delta	³⁴	Ad26.COVS.S	0.6	0.31-0.77	17.8	44.5
Delta	³⁴	BNT162b2	0.8	0.73-0.85	52.2	261
Delta	³⁴	mRNA-1273	0.95	0.92-0.97	17.4	347.5
Delta	²⁸	BNT162b2	0.98	0.97-0.98	20	1000

Delta	28	mRNA-1273	0.97	0.96-0.98	30	1000
Delta	28	ChAdOx1 nCoV-19	0.92	0.86-0.95	13.5	169.2
Delta	29	BNT162b2	0.967	0.96-0.97	33	1000
Delta	29	ChAdOx1 nCoV-19	0.93	0.92-0.94	70	1000
Delta	35	BNT162b2	0.93	0.84-0.96	6	85.8
Delta	36	BNT162b2	0.976	0.93-0.99	3.3	135.6
Delta	30	BNT162b2	0.96	0.86-0.99	2.6	65
Delta	30	ChAdOx1 nCoV-19	0.92	0.75-0.97	3	37.7
Delta	33	BNT162b2	0.98	0.96-0.99	8.2	410.4
Delta	33	mRNA-1273	0.98	0.93-1	2.5	123.6
Delta	33	ChAdOx1 nCoV-19	0.9	0.67-0.97	2.9	28.7
Gamma	28	BNT162b2	0.95	0.83-0.99	2.7	53.6
Gamma	37	Ad26.COVS.S	0.729	0.35-0.91	6.2	23
Gamma	33	BNT162b2	0.94	0.59-0.99	1.1	18.3

Table S5: Vaccine effectiveness against symptomatic disease estimates used to fit the VE-NATR_{tot} model and shown in Figure 2.

Variant	Reference	Vaccine	VE	95% CI	Effective cases vaccine group	Effective cases control group
Alpha	31	BNT162b2	0.97	0.97-0.97	30	1000
Alpha	32	BNT162b2	0.82	0.73-0.88	27.9	155.2
Alpha	33	BNT162b2	0.89	0.87-0.9	110	1000

Alpha	33	mRNA-1273	0.92	0.88-0.95	24.7	308.2
Alpha	33	ChAdOx1 nCoV-19	0.91	0.62-0.98	2	22.4
Alpha	38	BNT162b2	0.937	0.92-0.95	49.7	788.2
Alpha	29	BNT162b2	0.95	0.94-0.96	50	1000
Alpha	38	ChAdOx1 nCoV-19	0.745	0.68-0.79	104.5	409.7
Alpha	39	NVX-CoV2373	0.83	0.71-0.94	14.1	82.7
Alpha	40	ChAdOx1 nCoV-19	0.7	0.44-0.85	12.6	42.1
Beta	33	BNT162b2	0.87	0.08-0.98	1.1	8.7
Beta	33	BNT162b2	1	0.54-1	0	17.8
Beta	41	Ad26.COVS.S	0.64	0.41-0.79	21	58.2
Beta	42	NVX-CoV2373	0.51	0-0.76	11.2	22.9
Beta	43	ChAdOx1 nCoV-19	0.1	-0.77-0.55	15.7	17.5
D614G	41	Ad26.COVS.S	0.66	0.55-0.75	62.2	182.9
D614G	44	ChAdOx1 nCoV-19	0.67	0.57-0.74	81.9	248.1
D614G	45	CoronaVac	0.84	0.65-0.92	7.5	47
D614G	46	CoronaVac	0.65	0.20-0.85	7.4	21.2
D614G	47	mRNA-1273	0.94	0.89-0.97	10.7	177.9
D614G	48	NVX-CoV2373	0.9	0.83-0.95	14.5	145.4
D614G	49	BNT162b2	0.95	0.90-0.98	8.2	164.2
D614G	50	Sputnik V	0.92	0.86-0.95	13.9	173.5
Delta	33	BNT162b2	0.92	0.90-0.94	69.6	869.9

Delta	33	mRNA-1273	0.95	0.91-0.97	11.6	233
Delta	33	ChAdOx1 nCoV-19	0.87	0.69-0.95	5.8	44.5
Delta	38	BNT162b2	0.88	0.85-0.90	108.3	902.5
Delta	51	BNT162b2	0.444	0.37-0.51	381	685
Delta	29	BNT162b2	0.835	0.83-0.84	165	1000
Delta	52	BNT162b2	0.78	0.78-0.79	220	1000
Delta	51	mRNA-1273	0.739	0.66-0.80	67.0	257
Delta	38	ChAdOx1 nCoV-19	0.67	0.61-0.72	201.2	609.8
Gamma	33	BNT162b2	0.88	0.73-0.94	6.4	53.3

Table S6: Predicted VE, 95% CIs and 95% PIs for two vaccines, two variants, two endpoints, and two immune statuses using the model shown in Figure 2.

Variant	Prediction	Vaccine	Endpoint	Status	VE	95% PI	95% CI
Omicron	Updated	mRNA-1273	Hospitalization	Three-dose boosted	0.9	0.82-0.95	0.89-0.91
Omicron	Updated	BNT162b2	Hospitalization	Three-dose boosted	0.91	0.84-0.96	0.9-0.92
Omicron	Updated	mRNA-1273	Hospitalization	Two-dose waned	0.56	0.37-0.71	0.48-0.64
Omicron	Updated	BNT162b2	Hospitalization	Two-dose waned	0.46	0.25-0.63	0.37-0.56
Omicron	Updated	mRNA-1273	Symptomatic disease	Three-dose boosted	0.69	0.56-0.8	0.67-0.72
Omicron	Updated	BNT162b2	Symptomatic disease	Three-dose boosted	0.72	0.6-0.82	0.7-0.74
Omicron	Updated	mRNA-1273	Symptomatic disease	Two-dose waned	0.24	-0.01-0.43	0.18-0.3
Omicron	Updated	BNT162b2	Symptomatic disease	Two-dose waned	0.18	-0.09-0.38	0.13-0.24

Omicron	Updated	mRNA-1273	All infections	Three-dose boosted	0.69	0.56-0.8	0.66-0.72
Omicron	Updated	BNT162b2	All infections	Three-dose boosted	0.71	0.57-0.81	0.68-0.73
Omicron	Updated	mRNA-1273	All infections	Two-dose waned	0.44	0.21-0.62	0.33-0.55
Omicron	Updated	BNT162b2	All infections	Two-dose waned	0.38	0.14-0.59	0.27-0.52
Omicron	Dec. 11 2021	mRNA-1273	Hospitalization	Three-dose boosted	0.83	0.73-0.91	0.81-0.85
Omicron	Dec. 11 2021	BNT162b2	Hospitalization	Three-dose boosted	0.85	0.76-0.92	0.83-0.87
Omicron	Dec. 11 2021	mRNA-1273	Hospitalization	Two-dose waned	0.42	0.19-0.6	0.33-0.52
Omicron	Dec. 11 2021	BNT162b2	Hospitalization	Two-dose waned	0.33	0.08-0.53	0.24-0.44
Omicron	Dec. 11 2021	mRNA-1273	Symptomatic disease	Three-dose boosted	0.56	0.39-0.7	0.52-0.6
Omicron	Dec. 11 2021	BNT162b2	Symptomatic disease	Three-dose boosted	0.59	0.43-0.72	0.56-0.63
Omicron	Dec. 11 2021	mRNA-1273	Symptomatic disease	Two-dose waned	0.15	-0.11-0.36	0.11-0.21
Omicron	Dec. 11 2021	BNT162b2	Symptomatic disease	Two-dose waned	0.11	-0.17-0.32	0.07-0.16
Omicron	Dec. 11 2021	mRNA-1273	All infections	Three-dose boosted	0.62	0.46-0.75	0.57-0.67
Omicron	Dec. 11 2021	BNT162b2	All infections	Three-dose boosted	0.64	0.49-0.76	0.6-0.68
Omicron	Dec. 11 2021	mRNA-1273	All infections	Two-dose waned	0.36	0.12-0.57	0.24-0.51
Omicron	Dec. 11 2021	BNT162b2	All infections	Two-dose waned	0.31	0.06-0.54	0.2-0.47
Delta	Delta	mRNA-1273	Hospitalization	Three-dose boosted	0.98	0.94-1	0.97-0.98
Delta	Delta	BNT162b2	Hospitalization	Three-dose boosted	0.98	0.95-1	0.97-0.98
Delta	Delta	mRNA-1273	Hospitalization	Two-dose waned	0.86	0.77-0.93	0.84-0.87
Delta	Delta	BNT162b2	Hospitalization	Two-dose waned	0.81	0.7-0.89	0.78-0.83

Delta	Delta	mRNA-1273	Symptomatic disease	Three-dose boosted	0.92	0.86-0.97	0.91-0.93
Delta	Delta	BNT162b2	Symptomatic disease	Three-dose boosted	0.93	0.87-0.97	0.92-0.94
Delta	Delta	mRNA-1273	Symptomatic disease	Two-dose waned	0.61	0.45-0.74	0.58-0.65
Delta	Delta	BNT162b2	Symptomatic disease	Two-dose waned	0.52	0.33-0.66	0.47-0.56
Delta	Delta	mRNA-1273	All infections	Three-dose boosted	0.84	0.74-0.92	0.8-0.88
Delta	Delta	BNT162b2	All infections	Three-dose boosted	0.85	0.75-0.93	0.81-0.89
Delta	Delta	mRNA-1273	All infections	Two-dose waned	0.65	0.5-0.77	0.61-0.69
Delta	Delta	BNT162b2	All infections	Two-dose waned	0.6	0.43-0.73	0.54-0.66

Table S7: VE validation data for the Omicron variant shown in Figure 3 for two vaccines, two endpoints, and two immune statuses (two-dose waned and boosted with a third dose).

Reference	Vaccine	Dose	Endpoint	VE	CI	Estimated cases vaccine group	Estimated cases control group
53	mRNA-1273	Three-dose boosted	Hospitalization	97.5	96.3 - 98.3	25.9	1037
54	BNT162b2	Two-dose waned	Hospitalization	51.6	47.2 - 55.6	776.8	1604.9
54	BNT162b2	Three-dose boosted	Hospitalization	88.8	87.3 - 90.1	273.1	2438.4
54	mRNA-1273	Three-dose boosted	Hospitalization	90.2	87.3 - 92.5	60.7	618.9
55	BNT162b2	Two-dose waned	Hospitalization	34.9	17.7 - 48.4	116.2	178.5

56	BNT162b2	Two-dose waned	Symptomatic disease	8.8	7 - 10.5	20033.7	21966.8
56	BNT162b2	Three-dose boosted	Symptomatic disease	67.2	66.5 - 67.8	12151	37045.9
56	mRNA-1273	Two-dose waned	Symptomatic disease	14.9	2.9 - 24.7	426.3	500.9
56	mRNA-1273	Three-dose boosted	Symptomatic disease	66.3	63.7 - 68.8	902.5	2678

References

- 1 Anichini G, Terrosi C, Gori Savellini G, Gandolfo C, Franchi F, Cusi MG. Neutralizing Antibody Response of Vaccinees to SARS-CoV-2 Variants. *Vaccines* 2021; **9**: 517.
- 2 Bowen JE, Addetia A, Dang HV, *et al.* Omicron spike function and neutralizing activity elicited by a comprehensive panel of vaccines. *Science* 2022; **377**: 890–4.
- 3 Cameroni E, Bowen JE, Rosen LE, *et al.* Broadly neutralizing antibodies overcome SARS-CoV-2 Omicron antigenic shift. *Nature* 2022; **602**: 664–70.
- 4 Cantoni D, Siracusano G, Mayora-Neto M, *et al.* Analysis of Antibody Neutralisation Activity against SARS-CoV-2 Variants and Seasonal Human Coronaviruses NL63, HKU1, and 229E Induced by Three Different COVID-19 Vaccine Platforms. *Vaccines* 2022; **11**: 58.
- 5 Cele S, Jackson L, Khoury DS, *et al.* SARS-CoV-2 Omicron has extensive but incomplete escape of Pfizer BNT162b2 elicited neutralization and requires ACE2 for infection. *Infectious Diseases (except HIV/AIDS)*, 2021 DOI:10.1101/2021.12.08.21267417.
- 6 Davis C, Logan N, Tyson G, *et al.* Reduced neutralisation of the Delta (B.1.617.2) SARS-CoV-2 variant of concern following vaccination. *Infectious Diseases (except HIV/AIDS)*, 2021 DOI:10.1101/2021.06.23.21259327.
- 7 Doria-Rose NA, Shen X, Schmidt SD, *et al.* Booster of mRNA-1273 Strengthens SARS-CoV-2 Omicron Neutralization. *Infectious Diseases (except HIV/AIDS)*, 2021 DOI:10.1101/2021.12.15.21267805.
- 8 Dupont L, Snell LB, Graham C, *et al.* Neutralizing antibody activity in convalescent sera from infection in humans with SARS-CoV-2 and variants of concern. *Nat Microbiol* 2021; **6**: 1433–42.

- 9 Garcia-Beltran WF, St. Denis KJ, Hoelzemer A, *et al.* mRNA-based COVID-19 vaccine boosters induce neutralizing immunity against SARS-CoV-2 Omicron variant. *Cell* 2022; **185**: 457-466.e4.
- 10 Gruell H, Vanshylla K, Tober-Lau P, *et al.* mRNA booster immunization elicits potent neutralizing serum activity against the SARS-CoV-2 Omicron variant. *Nat Med* 2022; **28**: 477–80.
- 11 Hachmann NP, Miller J, Collier AY, Barouch DH. Neutralization Escape by SARS-CoV-2 Omicron Subvariant BA.4.6. *n engl j med* 2022; : 3.
- 12 Iketani S, Liu L, Guo Y, *et al.* Antibody evasion properties of SARS-CoV-2 Omicron sublineages. *Nature* 2022; **604**: 553–6.
- 13 Leier HC, Bates TA, Lyski ZL, *et al.* Previously infected vaccinees broadly neutralize SARS-CoV-2 variants. *Infectious Diseases (except HIV/AIDS)*, 2021
DOI:10.1101/2021.04.25.21256049.
- 14 Liu Y, Liu J, Xia H, *et al.* Neutralizing Activity of BNT162b2-Elicited Serum. *The new england journal of medicine* 2021.
- 15 Lu L, Mok BWY, Chen LL, *et al.* Neutralization of Severe Acute Respiratory Syndrome Coronavirus 2 Omicron Variant by Sera From BNT162b2 or CoronaVac Vaccine Recipients. *Clinical Infectious Diseases* 2022; **75**: e822–6.
- 16 Lustig Y, Zuckerman N, Nemet I, *et al.* Neutralising capacity against Delta (B.1.617.2) and other variants of concern following Comirnaty (BNT162b2, BioNTech/Pfizer) vaccination in health care workers, Israel. *Eurosurveillance* 2021; **26**. DOI:10.2807/1560-7917.ES.2021.26.26.2100557.
- 17 Lyke KE, Atmar RL, Islas CD, *et al.* Rapid decline in vaccine-boosted neutralizing antibodies against SARS-CoV-2 Omicron variant. *Cell Reports Medicine* 2022; **3**: 100679.
- 18 McCallum M, Bassi J, De Marco A, *et al.* SARS-CoV-2 immune evasion by the B.1.427/B.1.429 variant of concern. *Science* 2021; **373**: 648–54.
- 19 Qu P, Faraone JN, Evans JP, *et al.* Durability of Booster mRNA Vaccine against SARS-CoV-2 BA.2.12.1, BA.4, and BA.5 Subvariants. *n engl j med* 2022; : 3.
- 20 Su D, Li X, He C, *et al.* Broad neutralization against SARS-CoV-2 variants induced by a modified B.1.351 protein-based COVID-19 vaccine candidate. *bioRxiv* 2021; : 2021.05.16.444369.
- 21 Tang J, Lee Y, Ravichandran S, *et al.* Reduced neutralization of SARS-CoV-2 variants by convalescent plasma and hyperimmune intravenous immunoglobulins for treatment of COVID-19. *bioRxiv* 2021; : 2021.03.19.436183.

- 22 van Gils MJ, Lavell AHA, van der Straten K, *et al.* Four SARS-CoV-2 vaccines induce quantitatively different antibody responses against SARS-CoV-2 variants. *Infectious Diseases (except HIV/AIDS)*, 2021 DOI:10.1101/2021.09.27.21264163.
- 23 Wilhelm A, Widera M, Grikscheit K, *et al.* Reduced Neutralization of SARS-CoV-2 Omicron Variant by Vaccine Sera and Monoclonal Antibodies. *Infectious Diseases (except HIV/AIDS)*, 2021 DOI:10.1101/2021.12.07.21267432.
- 24 Wu K, Werner AP, Moliva JI, *et al.* mRNA-1273 vaccine induces neutralizing antibodies against spike mutants from global SARS-CoV-2 variants. *Immunology*, 2021 DOI:10.1101/2021.01.25.427948.
- 25 Yu J, Collier AY, Rowe M, *et al.* Neutralization of the SARS-CoV-2 Omicron BA.1 and BA.2 Variants. *N Engl J Med* 2022; **386**: 1579–80.
- 26 Yu X, Wei D, Xu W, *et al.* Neutralizing activity of BBIBP-CorV vaccine-elicited sera against Beta, Delta and other SARS-CoV-2 variants of concern. *Nature Communications* 2022; **13**: 1788.
- 27 Polinski JM, Weckstein AR, Batech M, *et al.* Effectiveness of the Single-Dose Ad26.COV2.S COVID Vaccine. *Infectious Diseases (except HIV/AIDS)*, 2021 DOI:10.1101/2021.09.10.21263385.
- 28 Skowronski DM, Setayeshgar S, Febriani Y, *et al.* Two-dose SARS-CoV-2 vaccine effectiveness with mixed schedules and extended dosing intervals: test-negative design studies from British Columbia and Quebec, Canada. *medRxiv* 2021; : 2021.10.26.21265397.
- 29 Andrews N, Tessier E, Stowe J, *et al.* Vaccine effectiveness and duration of protection of Comirnaty, Vaxzevria and Spikevax against mild and severe COVID-19 in the UK. *Epidemiology*, 2021 DOI:10.1101/2021.09.15.21263583.
- 30 Stowe J, Andrews N, Gower C, *et al.* Effectiveness of COVID-19 vaccines against hospital admission with the Delta (B.1.617.2) variant. 2021.
- 31 Haas EJ, Angulo FJ, McLaughlin JM, *et al.* Impact and effectiveness of mRNA BNT162b2 vaccine against SARS-CoV-2 infections and COVID-19 cases, hospitalisations, and deaths following a nationwide vaccination campaign in Israel: an observational study using national surveillance data. *The Lancet* 2021; **397**: 1819–29.
- 32 Martínez-Baz I, Miqueleiz A, Casado I, *et al.* Effectiveness of COVID-19 vaccines in preventing SARS-CoV-2 infection and hospitalisation, Navarre, Spain, January to April 2021. *Eurosurveillance* 2021; **26**. DOI:10.2807/1560-7917.ES.2021.26.21.2100438.
- 33 Nasreen S, Chung H, He S, *et al.* Effectiveness of COVID-19 vaccines against symptomatic SARS-CoV-2 infection and severe outcomes with variants of concern in Ontario. *Nat Microbiol* 2022; **7**: 379–85.

- 34 Bajema KL, Dahl RM, Prill MM, *et al.* Effectiveness of COVID-19 mRNA Vaccines Against COVID-19–Associated Hospitalization — Five Veterans Affairs Medical Centers, United States, February 1–August 6, 2021. *MMWR Morb Mortal Wkly Rep* 2021; **70**: 1294–9.
- 35 Tartof SY, Slezak JM, Fischer H, *et al.* Effectiveness of mRNA BNT162b2 COVID-19 vaccine up to 6 months in a large integrated health system in the USA: a retrospective cohort study. *The Lancet* 2021; : S0140673621021838.
- 36 Bruxvoort KJ, Sy LS, Qian L, *et al.* Effectiveness of mRNA-1273 against Delta, Mu, and other emerging variants. *medRxiv* 2021; : 2021.09.29.21264199.
- 37 Ranzani OT, dos Santos Leite R, Castilho LD, *et al.* Vaccine effectiveness of Ad26.COV2.S against symptomatic COVID-19 and clinical outcomes in Brazil: a test-negative study design. *medRxiv* 2021; : 2021.10.15.21265006.
- 38 Lopez Bernal J, Andrews N, Gower C, *et al.* Effectiveness of Covid-19 Vaccines against the B.1.617.2 (Delta) Variant. *N Engl J Med* 2021; **385**: 585–94.
- 39 Heath PT, Galiza EP, Baxter DN, *et al.* Safety and Efficacy of NVX-CoV2373 Covid-19 Vaccine. *N Engl J Med* 2021; **385**: 1172–83.
- 40 Emary KRW, Golubchik T, Aley PK, *et al.* Efficacy of ChAdOx1 nCoV-19 (AZD1222) vaccine against SARS-CoV-2 VOC 202012/01 (B.1.1.7). *SSRN Journal* 2021. DOI:10.2139/ssrn.3779160.
- 41 Sadoff J, Gray G, Vandebosch A, *et al.* Safety and Efficacy of Single-Dose Ad26.COV2.S Vaccine against Covid-19. *N Engl J Med* 2021; **384**: 2187–201.
- 42 Shinde V, Bhikha S, Hoosain Z, *et al.* Efficacy of NVX-CoV2373 Covid-19 Vaccine against the B.1.351 Variant. *N Engl J Med* 2021; **384**: 1899–909.
- 43 Al Kaabi N, Zhang Y, Xia S, *et al.* Effect of 2 Inactivated SARS-CoV-2 Vaccines on Symptomatic COVID-19 Infection in Adults: A Randomized Clinical Trial. *JAMA* 2021; **326**: 35.
- 44 Voysey M, Clemens SAC, Madhi SA, *et al.* Safety and efficacy of the ChAdOx1 nCoV-19 vaccine (AZD1222) against SARS-CoV-2: an interim analysis of four randomised controlled trials in Brazil, South Africa, and the UK. *The Lancet* 2021; **397**: 99–111.
- 45 Tanriover MD, Doğanay HL, Akova M, *et al.* Efficacy and safety of an inactivated whole-virion SARS-CoV-2 vaccine (CoronaVac): interim results of a double-blind, randomised, placebo-controlled, phase 3 trial in Turkey. *The Lancet* 2021; **398**: 213–22.
- 46 Jakarta WSICI. Indonesia grants emergency approval for Sinovac vaccine. *The Straits Times*. 2021; published online Jan 12. <https://www.straitstimes.com/asia/se-asia/indonesia-grants-emergency-approval-for-sinovac-vaccine> (accessed March 30, 2023).

- 47 Baden LR, El Sahly HM, Essink B, *et al.* Efficacy and Safety of the mRNA-1273 SARS-CoV-2 Vaccine. *N Engl J Med* 2021; **384**: 403–16.
- 48 Novavax COVID-19 Vaccine Demonstrates 90% Overall Efficacy and 100% Protection Against Moderate and Severe Disease in PREVENT-19 Phase 3 Trial. Novavax Investor Relations. <https://ir.novavax.com/2021-06-14-Novavax-COVID-19-Vaccine-Demonstrates-90-Overall-Efficacy-and-100-Protection-Against-Moderate-and-Severe-Disease-in-PREVENT-19-Phase-3-Trial> (accessed March 30, 2023).
- 49 Polack FP, Thomas SJ, Kitchin N, *et al.* Safety and Efficacy of the BNT162b2 mRNA Covid-19 Vaccine. *N Engl J Med* 2020; **383**: 2603–15.
- 50 Logunov DY, Dolzhikova IV, Shcheblyakov DV, *et al.* Safety and efficacy of an rAd26 and rAd5 vector-based heterologous prime-boost COVID-19 vaccine: an interim analysis of a randomised controlled phase 3 trial in Russia. *The Lancet* 2021; **397**: 671–81.
- 51 Tang P, Hasan MR, Chemaitelly H, *et al.* BNT162b2 and mRNA-1273 COVID-19 vaccine effectiveness against the SARS-CoV-2 Delta variant in Qatar. *Nat Med* 2021; **27**: 2136–43.
- 52 Nordström P, Ballin M, Nordström A. Effectiveness of heterologous ChAdOx1 nCoV-19 and mRNA prime-boost vaccination against symptomatic Covid-19 infection in Sweden: A nationwide cohort study. *The Lancet Regional Health - Europe* 2021; **11**: 100249.
- 53 Tseng HF, Ackerson BK, Luo Y, *et al.* Effectiveness of mRNA-1273 against SARS-CoV-2 Omicron and Delta variants. *Nat Med* 2022; **28**: 1063–71.
- 54 Hansen C, Schelde A, Moustsen-Helm I, *et al.* Vaccine effectiveness against infection and COVID-19-associated hospitalisation with the Omicron (B.1.1.529) variant after vaccination with the BNT162b2 or mRNA-1273 vaccine: A nationwide Danish cohort study. *Research Square* 2022; published online March 30. DOI:10.21203/rs.3.rs-1486018/v1.
- 55 SARS-CoV-2 variants of concern and variants under investigation. 2021; published online Dec 31.
- 56 Andrews N, Stowe J, Kirsebom F, *et al.* Covid-19 Vaccine Effectiveness against the Omicron (B.1.1.529) Variant. *N Engl J Med* 2022; **386**: 1532–46.