

1 **TITLE PAGE**

2 **Evaluation of School Vaccine Coverage and Medical Vaccine Exemptions**
3 **Following the Repeal of School Entry Nonmedical Vaccine Exemption Options in**
4 **New York State**

5 John W. Correira, B.S.^a, Rhiannon Kamstra, M.Sc.^b, Nanqing Zhu, M.Sc.^b, and Margaret
6 K. Doll, Ph.D., M.P.H.^a

7 **Affiliations:** ^aDepartment of Allied Health Sciences, Albany College of Pharmacy &
8 Health Sciences, Albany, NY, USA; ^bPrecision Analytics, Montreal, Quebec, Canada

9 **Address correspondence to:** Margaret K. Doll, Ph.D., M.P.H.; Albany College of
10 Pharmacy & Health Sciences, 106 New Scotland Ave, HAB121A, Albany, NY 12208 •
11 Email: margaret.doll@acphs.edu • Phone: 518.694.7731.

12 **Article Type:** Original Investigation

13 **Word Count:** 2,987 of max 3000

14 **Tables/Figures:** 5 of max 5

15 **References:** 20

16

17 **KEY POINTS** (99 of max 100)

18 **Question:** Was the New York State (NYS) law eliminating nonmedical vaccine
19 exemption options from school entry vaccine requirements effective to increase vaccine
20 coverage among NYS schools (outside of New York City)?

21 **Findings:** Using interrupted time-series analyses, we found the implementation of the
22 NYS law was associated with an increase in mean required vaccine coverage at NYS
23 schools; small, but significant declines in medical exemptions were also observed in
24 relation to the law.

25 **Meaning:** State legislation eliminating nonmedical vaccine exemption options from
26 school entry vaccine laws can be effective to improve school vaccine coverage without
27 replacement by medical vaccine exemptions.

28

29

30

31 **ABSTRACT** (350 of max 350)

32 **Importance:** Following the repeal of nonmedical vaccine exemption options from school
33 entry immunization laws in California, gains in vaccine coverage were partially offset by
34 increases in medical vaccine exemptions. Although several U.S. states, including New
35 York State (NYS), recently adopted similar legislation, the impact of these laws on
36 school vaccine coverage and medical vaccine exemptions has not yet been examined.

37 **Objective:** To estimate the effects of NYS legislation eliminating nonmedical school
38 entry vaccine exemptions on required vaccine coverage and the uptake of medical
39 vaccine exemptions at NYS schools outside of New York City (NYC).

40 **Design:** Interrupted time-series analyses using generalized estimating equations to
41 examine longitudinal school immunization compliance data from the 2012-13 through
42 2021-22 school years.

43 **Setting:** New York State public and nonpublic schools outside of NYC.

44 **Participants:** Schools that submitted ≥ 1 compliance report in the time periods before
45 and after the legislative repeal of nonmedical exemptions with publicly available student
46 enrollment data.

47 **Exposure:** NYS Senate Bill 2994A was passed in June 2019, eliminating school entry
48 nonmedical vaccine exemptions; since compliance with the law was evaluated for most
49 students during the following school year, we considered the 2019-20 school year as
50 the law's effective date.

51 **Main Outcomes and Measures:** Main outcomes examined were school required
52 vaccine coverage, defined as the percentage of students at each school who completed
53 all grade-appropriate NYS vaccine requirements, and the percentage of students with a
54 medical vaccine exemption.

55 **Results:** Among 3,525 eligible schools, the implementation of NYS Senate Bill 2994A
56 was associated with an increase in mean required vaccine coverage of 5% and 1%
57 among nonpublic and public schools, respectively, with additional annual increases in
58 coverage observed through the 2021-22 school year. The law's implementation was
59 also associated with a 0.1% (95% CI: 0.0%, 0.1%) decrease in medical vaccine
60 exemptions at both public and nonpublic schools, and small, but significant mean
61 annual declines in medical vaccine exemptions through the end of the study period.

62 **Conclusion and Relevance:** The NYS elimination of school entry nonmedical vaccine
63 exemption options was effective to improve required vaccine coverage; coverage gains
64 were not replaced by increases in medical vaccine exemptions.

65

66 **MAIN TEXT (2,987 of max 3,000 words)**

67 **Introduction**

68 Following two large measles outbreaks in New York State (NYS) that threatened the
69 United States' (US) measles elimination status, the NYS legislature passed Senate Bill
70 2994A (SB2994A) in June 2019, repealing nonmedical vaccine exemption options from
71 its school entry vaccine requirements.¹⁻³ With the law's passage, New York became the
72 fifth US state to address increasing pediatric undervaccination by eliminating all school
73 nonmedical vaccine exemptions, and the third US state, behind California and Maine, to
74 adopt such a law in recent decades.⁴⁻⁷ Since the passage of NYS SB2994A, other
75 states have considered similar legislation, including Connecticut, where nonmedical
76 vaccine exemption options were repealed from school entry vaccine requirements in
77 2021.⁸ Yet, unlike recent laws passed in California, Maine, and Connecticut, NYS
78 SB2994A became effective immediately, and did not include a grandfather clause
79 provision excusing students with existing nonmedical exemptions from compliance.⁸⁻¹⁰

80 While school entry vaccine requirements are effective to promote and maintain high US
81 pediatric vaccine coverage,^{11,12} less is known regarding the effects of legislative repeals
82 of nonmedical vaccine exemption options from these requirements. Evaluations of the
83 California repeal of school nonmedical vaccine exemptions suggest that although the
84 legislation was net effective to increase the total percentage of kindergartners up-to-
85 date for vaccinations, these increases were partially offset by simultaneous increases in
86 student medical vaccine exemptions.^{4,10,13,14} In addition, new medical vaccine

87 exemptions were found to spatially cluster, suggesting that the California legislation did
88 not have a uniform impact on school vaccine coverage.^{4,15}

89 To date, the effects of other state repeals of nonmedical vaccine exemptions have not
90 yet been evaluated, including in NYS. Further, given differences in the structure,
91 implementation timelines, and target populations of these laws, it is feasible that their
92 impact may differ by jurisdiction. In this study, we evaluated the effects of the NYS
93 SB2994A repeal of nonmedical vaccine exemptions on vaccine coverage and the
94 uptake of medical vaccine exemptions among NYS schools outside of New York City
95 (NYC).

96 **Methods**

97 *Study setting*

98 NYS SB2994A was signed into law on June 13, 2019.² Although the bill became
99 effective immediately, students were given a 14-day grace period to demonstrate
100 compliance or a pathway towards compliance (*i.e.*, receipt of the first vaccination for all
101 required vaccinations) prior to exclusion from NYS schools.² Due to the timing of this
102 grace period and school summer recess, compliance with the legislation for most
103 students was not assessed until the 2019-20 school year.

104 *Study design, data sources, and population*

105 We conducted interrupted time-series analyses to examine the effects of NYS SB2994A
106 on annual school required vaccination coverage during the 2012-13 through 2021-22
107 school years, using the 2019-20 school year as the legislation's effective date. Annual

108 school vaccination coverage was ascertained using publicly available datasets from the
109 NYS Department of Health (NYSDOH) School Immunization Survey.¹⁶ Briefly, this
110 annual survey requires schools to report the number of students with medical and
111 religious vaccine exemptions, and those who met grade-appropriate proof of immunity
112 requirements for 7 mandatory school entry immunizations (diphtheria, hepatitis B,
113 measles, mumps, polio, rubella, varicella).^{16,17} NYSDOH publicly releases aggregated,
114 annual survey data for each school reporting the percentages of students for each
115 variable along with school identifying information. To create a longitudinal dataset, we
116 linked schools across annual survey files using combinations of school ID, name, and
117 address; data were then linked with publicly available school enrollment datasets from
118 the NYS Education Department (NYSED) to identify annual school populations.¹⁸

119 Due to differences in governance and reporting structures among New York City
120 schools compared with other NYS locations, NYC schools were excluded from all
121 analyses. Among non-NYC schools, schools must have submitted ≥ 1 NYSDOH School
122 Immunization Survey in the time periods before (*i.e.*, 2012-2013 through 2018-19 school
123 years) and after (*i.e.*, 2019-20 through 2021-22 school years) the implementation of
124 NYS SB2994A with linkages to annual NYSED enrollment data to be eligible for study
125 inclusion.

126 *Statistical analyses*

127 In separate analyses, we investigated the effects of NYS SB2994A on the annual
128 percentage of students who completed grade-appropriate requirements for all 7
129 required vaccines (*i.e.*, required vaccine coverage) and the percentage of students who

130 received a medical exemption at each school as our primary outcomes of interest. In
131 crude analyses, we explored these outcomes as both: (i) unweighted estimates, where
132 each school contributed equally to the analysis, to inform vaccination levels across
133 school clusters, and (ii) weighted estimates, where outcomes were weighted by a
134 school's student enrollment, to inform vaccination levels across student populations. In
135 adjusted analyses that accounted for the annual repeated sampling of schools, we used
136 binomial generalized estimating equations (GEE) with an identity link function and first-
137 order autoregressive structure to estimate the absolute effect of the law on our primary
138 outcomes with 95% confidence intervals (CIs). In these analyses, the law was modeled
139 as a binary variable, representing 0 and 1 in the time periods before and after the law's
140 implementation, respectively. Because we anticipated that the law's effects may change
141 over time, we considered adjustment for a change in trend in the period after the law's
142 implementation using a product term between the binary law variable and a linear
143 variable accounting for the school year after the law. Additionally, since we anticipated
144 that the law's effects may differ by school type,^{19,20} we considered inclusion of a binary
145 variable accounting for nonpublic and public school status and separate product terms
146 to allow for differences in trend by school type in both the time periods before and after
147 the law's implementation. In secondary analyses, we examined the percentage of
148 students with any vaccine exemptions (*i.e.*, nonmedical and medical exemptions) as our
149 outcome variable of interest.

150 All analyses were conducted using RStudio with R version 4.2.2 (The R Foundation for
151 Statistical Computing, Vienna, Austria).

152 **Results**

153 *Study population*

154 Figure 1 depicts a flow diagram of annual NYSDOH School Immunization Survey
155 reports considered for study inclusion. Briefly, we identified 3,938 distinct non-NYC,
156 NYS schools (2,907 public, 1,031 nonpublic) that completed ≥ 1 survey during the study
157 period. Of these, 3,525 (89.5%) schools submitted ≥ 1 survey during the time periods
158 before and after the law's implementation, with linkages to NYSED enrollment data.
159 Among these eligible schools, 2,733 (94%) public and 792 (77%) nonpublic schools
160 were represented, submitting a mean of 9.3 (95% CI: 9.3, 9.4) and 7.9 (95% CI: 7.8,
161 8.1) reports across the 10-year study period, respectively. Stratified by time period,
162 public and nonpublic schools submitted a mean of 6.4 (95% CI: 6.4, 6.5) and 5.4 (95%
163 CI: 5.3, 5.6) reports, respectively, during the 7 school years prior to SB2994A
164 implementation; during the 3-year period following the law, these schools submitted a
165 mean of 2.9 (95% CI: 2.9, 2.9) and 2.6 (95% CI: 2.5, 2.6) reports, respectively. A total of
166 31,718 distinct surveys from all schools were included in analyses.

167 *Completion of required vaccines*

168 Table 1 presents crude analyses of mean required vaccine coverage. At the beginning
169 of the study period (2012-13 school year), overall mean coverage weighted by student
170 enrollment was 98.4% (95% CI: 98.2%, 98.5%) and fell to 97.0% (95% CI: 96.7%,
171 97.2%) in 2018-19, or the school year prior to NYS SB2994A implementation; during
172 this same time period, unweighted coverage started at 96.8% (95% CI: 96.4%, 97.1%)
173 and fell to 95.1% (95% CI: 94.7%, 95.5%). In both weighted and unweighted estimates,
174 vaccine uptake was consistently lower among nonpublic schools during the pre-

175 implementation period. In the year before NYS SB2994A implementation (2018-19),
176 weighted coverage was 97.6% (95% CI: 97.5%, 97.7%) and 90.8% (95% CI: 88.6%,
177 93.0%) among public and nonpublic school students, respectively, while unweighted
178 coverage was 97.6% (95% CI: 97.5%, 97.7%) and 85.7% (95% CI: 84.1%, 87.2%) at
179 public and nonpublic schools, respectively. Following the law's implementation,
180 weighted mean vaccine coverage increased by 0.7% (95% CI: 0.5%, 0.9%) and 4.1%
181 (95% CI: 1.8%, 6.5%) among public and nonpublic school students, respectively, while
182 unweighted coverage increased by 0.6% (95% CI: 0.4%, 0.8%) at public schools and
183 3.7% (95% CI: 1.5%, 5.9%) at nonpublic schools. Small, annual gains in vaccine
184 coverage were also observed through the end of the study period (2021-22), with
185 weighted mean vaccine coverage of 98.4% (95% CI: 98.3%, 98.5%) and 96.3% (95%
186 CI: 95.5%, 97.1%) among public and nonpublic school students, and unweighted
187 estimates of 98.5% (95% CI: 98.4%, 98.6%) and 92.4% (95% CI: 91.0%, 93.9%) among
188 public and nonpublic schools.

189 Final selected GEE models examining school required vaccine coverage contained
190 terms for school type and separate product terms to allow for differences in trend by
191 school type in both the pre- and post-implementation periods (Supplemental Appendix
192 1). Figure 2 displays modelled vaccine coverage estimates. In general, trends were
193 similar to crude analyses. Briefly, baseline coverage was higher among public versus
194 nonpublic schools; while both school types experienced annual declines in coverage
195 during the pre-implementation period, declines in mean coverage among nonpublic
196 schools were greater. Upon implementation of SB2994A, mean required vaccine
197 coverage increased by 0.8% (95% CI: 0.7%, 1.0%) among public schools and 4.6%

198 (95% CI: 3.7%, 5.6%) among nonpublic schools. Both public and nonpublic schools
199 continued to experience annual increases of 0.3% (95% CI: 0.2%, 0.4%) and 1.3%
200 (95% CI: 0.8%, 1.7%), respectively, during the post-implementation period.
201 Supplemental Appendix 1 includes a table of model results.

202 *Uptake of vaccine exemptions*

203 Figure 3 examines weighted and unweighted mean medical vaccine exemption uptake
204 among public and nonpublic schools over time. In both weighted and unweighted
205 analyses, medical exemptions were more common among nonpublic schools compared
206 to public schools during the pre-implementation period and increased slightly across the
207 time period prior to the law's implementation. However, in general, medical exemptions
208 were rare, accounting for a weighted average of 0.2% (95% CI: 0.2%, 0.2%) and 0.3%
209 (95% CI: 0.2%, 0.3%) of public and nonpublic school students, respectively, in the year
210 prior to SB2994A implementation. Following the repeal, the weighted average of
211 medical exemptions among public and nonpublic school students remained unchanged.
212 Final GEE models examining this outcome contained a term for school type and
213 separate terms to allow for differences in trend in both the pre- and post-implementation
214 periods (Supplemental Appendix 2). Among public and nonpublic schools, a small, but
215 significant increase in medical vaccine exemptions was observed in the time period
216 before NYS SB2994A. In the school year following the law's implementation, these
217 schools experienced a 0.1% (95% CI: 0.0%, 0.1%) decrease in medical vaccine
218 exemptions, with annual declines of 0.02% (95% CI: 0.01%, 0.03%) observed through
219 the end of the study period.

220 Figure 4 examines crude data for the uptake of any vaccine exemptions over time by
221 school type (*i.e.*, public or nonpublic). Overall, weighted estimates found 1.0% (95% CI:
222 1.0%, 1.0%) of public students and 3.4% (95% CI: 2.9%, 4.0%) of nonpublic students
223 reported a vaccine exemption in the year prior to NYS SB2994A implementation;
224 unweighted estimates found mean uptake of vaccine exemptions was 1.1% (95% CI:
225 1.0%, 1.1%) among public schools and 8.4% (95% CI: 7.1%, 9.7%) among nonpublic
226 schools. Following NYS SB2994A implementation, the mean percentage of school
227 vaccine exemptions decreased in both weighted and unweighted estimates. At the end
228 of the study period (2021-22), the weighted uptake of any vaccine exemptions was
229 0.2% (95% CI: 0.1%, 0.2%) among public school students and 0.2% (95% CI: 0.2%,
230 0.3%) among nonpublic school students, with unweighted estimates of 0.1% (95% CI:
231 0.1%, 0.2%) and 0.4% (95% CI: 0.2%, 0.5%) among public and nonpublic schools,
232 respectively. Final GEE models examining this outcome contained terms for school type
233 and separate product terms to allow for differences in trend by school type in both the
234 pre- and post-implementation periods (Supplemental Appendix 3), with similar results in
235 comparison with crude analyses. Upon the law's implementation, public schools
236 experienced a 1.0% (95% CI: 1.0%, 1.0%) decline in all vaccine exemptions, while
237 nonpublic schools experienced an 8.1% (95% CI: 6.8%, 9.4%) decline; additional
238 annual declines of 0.1% (95% CI: 0.1%, 0.1%) and 0.3% (95% CI: 0.2%, 0.4%) among
239 these schools, respectively, were observed through the 2021-22 school year.

240 **Discussion**

241 Using interrupted time-series analyses, we examined the effects of NYS SB2994A on
242 required vaccine coverage and the uptake of medical vaccine exemptions among non-

243 NYC, NYS schools. Prior to NYS SB2994A implementation, we observed consistent
244 declines in school required vaccine coverage over time, with unweighted coverage of
245 85.7% among nonpublic schools and 97.6% among public schools in the school year
246 prior to the law's adoption. Using longitudinal GEE models, we estimated that NYS
247 SB2994A implementation was associated with absolute increases in mean required
248 vaccine coverage of 4.6% among nonpublic schools and 0.8% among public schools,
249 with additional, annual mean increases of 1.2% among nonpublic schools and 0.3%
250 among public schools estimated through the 2021-22 school year. Simultaneously, we
251 also found that NYS SB2994A implementation was associated with a small, but
252 significant absolute decline of 0.1% in medical vaccine exemption uptake among
253 nonpublic and public schools, with subsequent annual mean declines of 0.02% among
254 these schools through the 2021-22 school year. Collectively, these results demonstrate
255 that the NYS SB2994A repeal of nonmedical vaccine exemptions was effective to
256 address declining required vaccine coverage at non-NYC, NYS schools, and that
257 coverage gains were not replaced by increases in the uptake of medical vaccine
258 exemptions.

259 To our knowledge, this is the first study to evaluate the impact of NYS SB2994A on
260 required vaccine coverage and the uptake of medical exemptions. While evaluations of
261 the repeal of nonmedical exemptions in California suggest that declines in school
262 nonmedical vaccine exemptions were partially offset by the uptake of new medical
263 vaccine exemptions,^{4,10,13,14} we found that non-NYC, NYS schools did not share these
264 experiences. Since NYS SB2994A did not change school policies regarding medical
265 exemptions, we hypothesize that the small, but significant declines we observed in

266 medical vaccine exemptions after the implementation of the law may be due to the
267 adoption of stricter documentation or validation requirements for these exemptions by
268 schools. Conversely, our results may also suggest that increasing medical exemptions
269 observed after the California repeal of nonmedical vaccine exemptions may not solely
270 be related to the repeal of nonmedical exemptions, but rather, could be an artifact of the
271 structure of the California legislation. For example, the California Senate Bill 277
272 (SB277) that repealed nonmedical vaccine exemptions contained explicit provisions
273 broadening the use of medical exemptions for reasons that do not represent
274 contraindications to vaccination, such as a family medical history.^{5,14} The apparent
275 differences between our findings related to medical exemptions and the experiences of
276 California may have important implications for policymakers in other jurisdictions
277 considering similar legislation. Nonetheless, additional research to examine longitudinal
278 trends and spatial clustering of medical exemptions among NYS schools is warranted to
279 understand whether these findings remain stable into the future.

280 Our crude analyses examining weighted versus unweighted mean required vaccine
281 coverage demonstrate the public health challenges of addressing undervaccination to
282 prevent vaccine-preventable disease outbreaks in the population. While our weighted
283 estimates demonstrate high overall required vaccine coverage of 97% among NYS
284 school children in the year prior to NYS SB2994A implementation, unweighted mean
285 required vaccine coverage during the same time period was only 86% at nonpublic
286 schools. This contrast highlights apparent clustering of vaccine exemptions by school,
287 which has important implications for the control and spread of vaccine-preventable
288 diseases in the population. Furthermore, although our study provides strong evidence

289 that NYS SB2994A was effective to increase mean vaccine coverage, we also found
290 differences in required vaccine coverage between public and nonpublic schools
291 persisted, with public schools having 2% higher mean weighted required vaccine
292 coverage or 6% higher mean unweighted required vaccine coverage in comparison with
293 nonpublic schools at the end of our study period. While these differences by school type
294 were narrowed in comparison with the year prior to NYS SB2994A implementation,
295 these gaps may suggest greater susceptibility of nonpublic schools to vaccine-
296 preventable disease outbreaks.

297 **Limitations**

298 Our results should be considered with regard to several limitations. First, our study
299 period is limited to 3 school years following NYS SB2994A implementation, which
300 includes years affected by the COVID-19 pandemic. Due to these limitations, our results
301 may not represent longitudinal school vaccination trends, and NYS SB2994A effects
302 should be evaluated into the future. Nonetheless, these limitations are partially offset by
303 our study design, which allowed us to consider longitudinal trends in school vaccine
304 coverage in the 7 years prior to the implementation of the law; further, based on the
305 timing of the COVID-19 pandemic and school closures in March 2020, initial vaccine
306 coverage for the 2019-20 school year, or the first year following NYS SB2994A
307 implementation, was less likely to be affected by the pandemic. Second, due to
308 differences in reporting and governance structures, our analyses did not include NYC
309 schools; therefore, our findings may not be generalizable to this region. Third, 10% of
310 non-NYC schools that submitted ≥ 1 compliance report during the 10-year study period
311 were excluded from our analyses because they did not meet study eligibility criteria.

312 Should these schools have differing experiences with the legislation, our findings may
313 be biased; however, our analyses remain important as they represent the experiences
314 of 90% of non-NYC, NYS schools. Finally, our analyses did not examine whether NYS
315 SB2994A was associated with changes in school enrollment. Where NYS SB2994A
316 prompted unvaccinated students to leave schools to avoid compliance, these changes
317 could have implications for the spread of vaccine-preventable diseases in the
318 population; future research is necessary to examine these potential effects.

319 **Conclusions**

320 Using interrupted time-series analyses, we found that the NYS SB2994A repeal of
321 nonmedical exemptions was associated with increases in mean required vaccine
322 coverage at non-NYC NYS schools. Among these schools, we did not find evidence that
323 coverage gains were offset by increasing medical vaccine exemptions; instead, we
324 observed a small, but significant decline in medical vaccine exemptions associated with
325 the law. These findings suggest that the legislative repeal of school entry nonmedical
326 vaccine exemptions can be effective to improve vaccination compliance without
327 replacement by new medical vaccine exemptions. Although our study period includes 3
328 years of data following the implementation of NYS SB2994A, continued research is
329 necessary to examine the law's long-term effects.

330 **Funding**

331 This work was supported by a new faculty start-up award from the Albany College of
332 Pharmacy and Health Sciences. No other sources of funding were secured for this
333 work.

334 **Declaration of Interest Statement**

335 MKD has received a U.S. National Institute of Health subaward and St. Luke's Wood
336 River Community Grant funds for unrelated research. RK and NZ are employed by
337 Precision Analytics, Inc., a consultancy that receives research grants and consulting
338 fees from other clients and entities for unrelated work. The other authors have stated
339 they do not have any conflicts of interest to declare.

340

341 REFERENCES

- 342 1. Centers for Disease Control and Prevention, National Center for Immunization and
343 Respiratory Diseases, Division of Viral Diseases. Measles Cases and Outbreaks: Measles Cases in
344 2019. Updated 9/16/19. Accessed September 18,, 2019. [https://www.cdc.gov/measles/cases-](https://www.cdc.gov/measles/cases-outbreaks.html)
345 [outbreaks.html](https://www.cdc.gov/measles/cases-outbreaks.html)
- 346 2. Statement on Legislation Removing Non-Medical Exemption from School Vaccination
347 Requirements (2019).
- 348 3. Patel M, Lee AD, Clemmons NS, et al. National Update on Measles Cases and Outbreaks -
349 United States, January 1-October 1, 2019. *MMWR Morb Mortal Wkly Rep.* Oct 11
350 2019;68(40):893-896. doi:10.15585/mmwr.mm6840e2
- 351 4. Delamater PL, Pingali SC, Buttenheim AM, Salmon DA, Klein NP, Omer SB. Elimination of
352 Nonmedical Immunization Exemptions in California and School-Entry Vaccine Status. *Pediatrics.*
353 Jun 2019;143(6)doi:10.1542/peds.2018-3301
- 354 5. Mohanty S, Buttenheim AM, Joyce CM, Howa AC, Salmon D, Omer SB. California's Senate
355 Bill 277: Local Health Jurisdictions' Experiences With the Elimination of Nonmedical Vaccine
356 Exemptions. *Am J Public Health.* Nov 29 2018:e1-e6. doi:10.2105/AJPH.2018.304768
- 357 6. Maine House of Representatives. HP586. June 5, 2023.
358 https://legislature.maine.gov/legis/bills/bills_129th/billtexts/HP058601.asp
- 359 7. State of California. SB-277 Public health: vaccinations. Accessed June 7, 2023.
360 https://leginfo.ca.gov/legis/bills/bills_129th/billtexts/HP058601.asp
- 361 8. Connecticut House of Representatives. HB6423. Accessed June 5, 2023.
362 <https://legiscan.com/CT/bill/HB06423/2021>
- 363 9. Maine House of Representatives. HP586. Accessed June 5, 2023.
364 https://legislature.maine.gov/legis/bills/bills_129th/billtexts/HP058601.asp
- 365 10. State of California. SB277. Accessed June 5, 2023.
366 https://leginfo.ca.gov/legis/bills/bills_129th/billtexts/HP058601.asp
- 367 11. Lee C, Robinson JL. Systematic review of the effect of immunization mandates on uptake
368 of routine childhood immunizations. *J Infect.* Jun 2016;72(6):659-666.
369 doi:10.1016/j.jinf.2016.04.002
- 370 12. Greyson D, Vriesema-Magnuson C, Bettinger JA. Impact of school vaccination mandates
371 on pediatric vaccination coverage: a systematic review. *CMAJ Open.* Jul-Sep 2019;7(3):E524-
372 E536. doi:10.9778/cmajo.20180191
- 373 13. Mello MM, Studdert DM, Parmet WE. Shifting Vaccination Politics--The End of Personal-
374 Belief Exemptions in California. *N Engl J Med.* Aug 27 2015;373(9):785-7.
375 doi:10.1056/NEJMp1508701
- 376 14. Delamater PL, Leslie TF, Yang YT. Change in Medical Exemptions From Immunization in
377 California After Elimination of Personal Belief Exemptions. *JAMA.* Sep 5 2017;318(9):863-864.
378 doi:10.1001/jama.2017.9242
- 379 15. Gromis A, Liu KY. The Emergence of Spatial Clustering in Medical Vaccine Exemptions
380 Following California Senate Bill 277, 2015-2018. *Am J Public Health.* Jul 2020;110(7):1084-1091.
381 doi:10.2105/AJPH.2020.305607

- 382 16. New York State Department of Health. School Immunization Survey: Beginning 2012-
383 2013 School Year. Updated 2022. Accessed 2022, [https://health.data.ny.gov/Health/School-](https://health.data.ny.gov/Health/School-Immunization-Survey-Beginning-2012-13-Schoo/5pme-xbs5)
384 [Immunization-Survey-Beginning-2012-13-Schoo/5pme-xbs5](https://health.data.ny.gov/Health/School-Immunization-Survey-Beginning-2012-13-Schoo/5pme-xbs5)
- 385 17. New York State Department of Health. NYSDOH School Immunization Survey Overview.
386 [https://health.data.ny.gov/api/views/5pme-xbs5/files/038a2ab6-a9fc-4825-b838-](https://health.data.ny.gov/api/views/5pme-xbs5/files/038a2ab6-a9fc-4825-b838-deaa3173c615?download=true&filename=NYSDOH_School_Immunization_Rates_Overview.pdf)
387 [deaa3173c615?download=true&filename=NYSDOH_School_Immunization_Rates_Overview.pdf](https://health.data.ny.gov/api/views/5pme-xbs5/files/038a2ab6-a9fc-4825-b838-deaa3173c615?download=true&filename=NYSDOH_School_Immunization_Rates_Overview.pdf)
- 388 18. New York State Department of Education. FINAL School Level Data by Grade 2012-2022.
389 Accessed June 7, 2023. [https://www.p12.nysed.gov/irs/statistics/enroll-n-](https://www.p12.nysed.gov/irs/statistics/enroll-n-staff/ArchiveEnrollmentData.html)
390 [staff/ArchiveEnrollmentData.html](https://www.p12.nysed.gov/irs/statistics/enroll-n-staff/ArchiveEnrollmentData.html)
- 391 19. Omer SB, Salmon DA, Orenstein WA, deHart MP, Halsey N. Vaccine refusal, mandatory
392 immunization, and the risks of vaccine-preventable diseases. *N Engl J Med*. May 7
393 2009;360(19):1981-8. doi:10.1056/NEJMsa0806477
- 394 20. Lai YK, Nadeau J, McNutt LA, Shaw J. Variation in exemptions to school immunization
395 requirements among New York State private and public schools. *Vaccine*. Dec 12
396 2014;32(52):7070-6. doi:10.1016/j.vaccine.2014.10.077
397
- 398

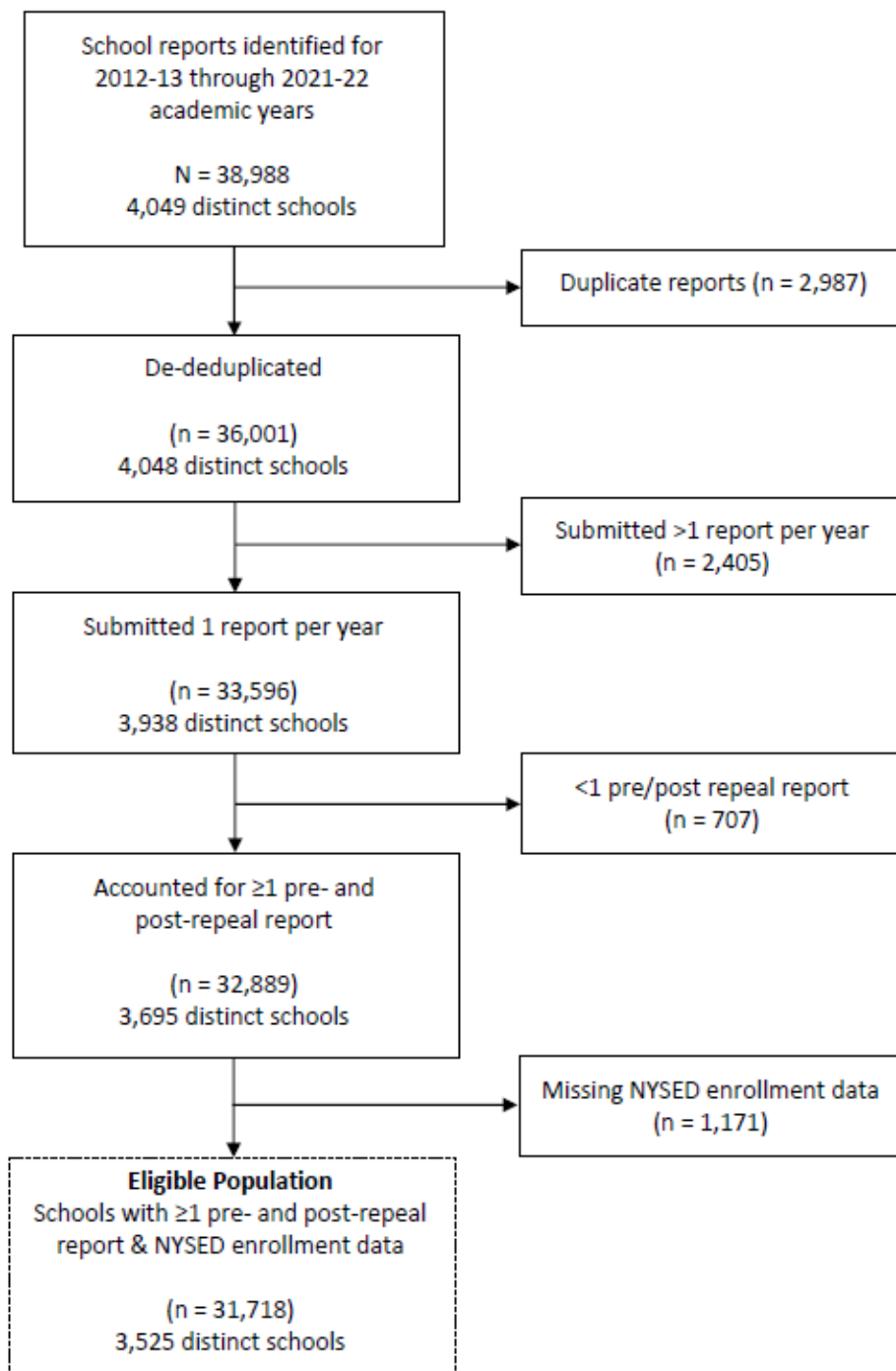
399 **Table 1.** Required vaccine coverage among New York State (NYS) schools (excluding
 400 New York City) before and after the NYS Senate Bill (SB) 2994A repeal of nonmedical
 401 exemptions.

402
 403
 404

Start of Academic Year	Mean % Required Vaccinations: Unweighted Percentages			Mean % Required Vaccinations: Weighted Percentages			
	Overall	Public	Nonpublic	Overall	Public	Nonpublic	
Pre-SB 2994A	2012	96.8%	98.5%	88.9%	98.4%	98.6%	95.1%
	2013	96.7%	98.5%	88.9%	98.3%	98.6%	94.9%
	2014	95.9%	97.7%	88.2%	97.6%	97.9%	94.1%
	2015	95.8%	97.8%	87.8%	97.6%	98.0%	93.7%
	2016	95.5%	97.6%	87.2%	97.0%	97.5%	92.6%
	2017	95.0%	97.3%	86.1%	96.8%	97.3%	91.4%
	2018	95.1%	97.6%	85.7%	97.0%	97.6%	90.8%
Post-SB 2994A	2019	96.5%	98.2%	89.4%	98.0%	98.3%	94.9%
	2020	97.7%	99.0%	93.2%	98.7%	99.0%	96.1%
	2021	97.4%	98.5%	92.4%	98.2%	98.4%	96.3%

405 **Figure 1.** Flow diagram of included schools.

406 *Legend:* NYSED = New York State Education Department.

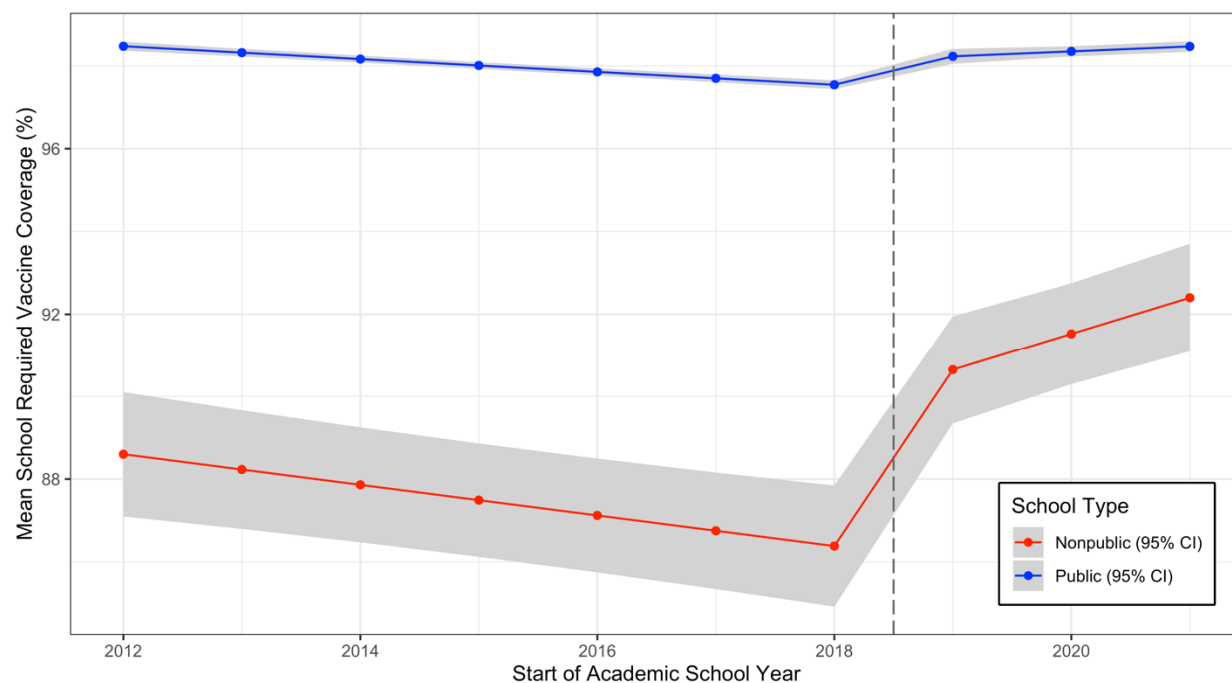


407

408

409 **Figure 2.** Generalized estimating equations (GEE) modeled estimates of school
410 required vaccine coverage by school type. The New York State Senate Bill 2994A
411 repeal of nonmedical exemptions affected students in the 2019-20 school year.

412 *Legend:* CI = confidence interval.

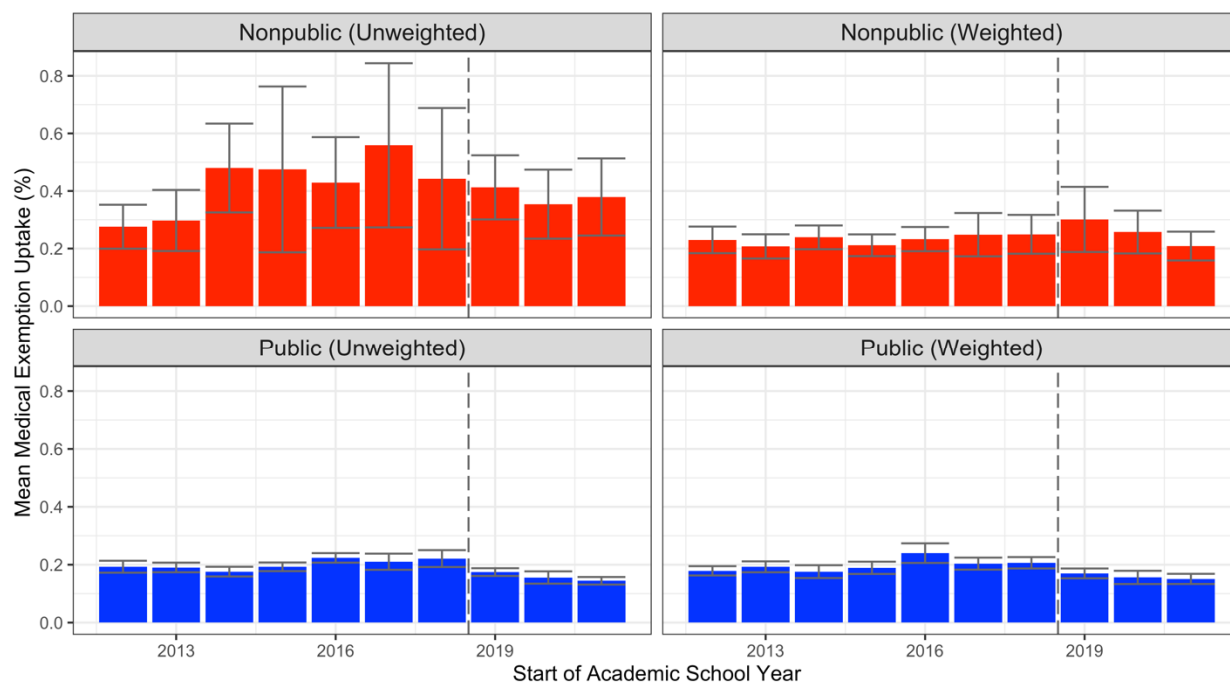


413

414

415

416 **Figure 3.** Medical vaccine exemption uptake by school type. The New York State (NYS)
417 Senate Bill (SB) 2994A repeal of nonmedical exemptions affected students in the 2019-
418 20 school year. Variables represent weighted and unweighted mean percentages with
419 95% confidence intervals (CI).
420

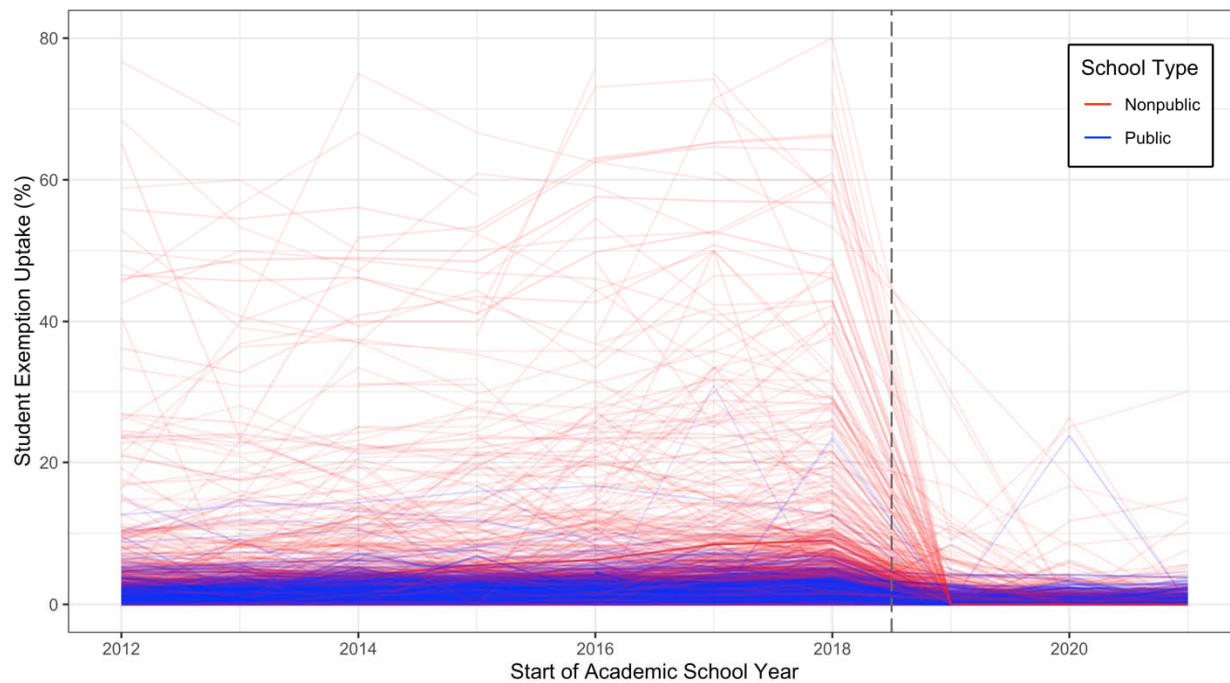


421

422

423

424 **Figure 4.** Uptake of school vaccine exemptions by school type. Line transparency has
425 been adjusted by student enrollment, with lower enrollment depicted as a more
426 transparent line. For visualization purposes, vaccine exemption percentages above 80%
427 are not displayed.
428



429
430