

1 Title: Association of coffee consumption in metabolic syndrome: a cross-sectional and
2 Mendelian randomization study in UK Biobank

3 Tommy Hon Ting Wong^{1,2}, Shan Luo², Shiu Lun Au Yeung², Jimmy Chun Yu Louie^{1,3}

4

5 Affiliations:

6 1. School of Biological Sciences, Faculty of Science, The University of Hong Kong

7 2. School of Public Health, Li Ka Shing Faculty of Medicine, The University of Hong Kong

8 3. Department of Nursing and Allied Health, School of Health Sciences, Swinburne University
9 of Technology, Melbourne, Australia

10 Corresponding author: Dr. Jimmy Chun Yu Louie

11 Address: Department of Nursing and Allied Health, School of Health Sciences, Swinburne
12 University of Technology, Melbourne, Australia

13 Email: jimmylouie@swin.edu.au

14 Tel: +61 3 9214 3504

15

16 **Funding information:** This study was supported by an internal grant from the Faculty of
17 Science, The University of Hong Kong.

18 **Conflict of interest:** None declared.

19

20 Abstract: 246

21 Main text: 3,051

22

23 **Abstract**

24 **Objective:** To investigate the associations between coffee consumption and metabolic syndrome
25 and its component conditions, as well as the effect of using milk, sugar, and artificial sweetener
26 on these associations.

27 **Research Design and Methods:** The cross-sectional analysis included 351,805 participants from
28 the UK Biobank. Coffee consumption data was obtained using food frequency questionnaire and
29 24-hour recall and metabolic syndrome was ascertained based on blood biochemistry results and
30 self-reported medication use. Odds ratios were calculated using multivariable logistic regression
31 adjusted for lifestyle and socioeconomic factors, with verification using two-sample Mendelian
32 randomization.

33 **Results:** Coffee consumption up to 2 cups per day was inversely associated with metabolic
34 syndrome (1 cup/day, OR: 0.88, 95% CI: 0.85, 0.92; 2 cups/day, OR: 0.90, 95% CI: 0.86, 0.93)
35 while associations at higher intakes were near null. Mendelian randomization did not support a
36 causal association between coffee intake and metabolic syndrome. Both self-reported and
37 genetically predicted high coffee consumption (4 cups per day or more) were associated with
38 central obesity. The inverse association between coffee consumption and metabolic syndrome
39 was more profound among drinkers of ground coffee than those of instant coffee. Results were
40 similar when stratified by the use of milk and sugar, yet the use of artificial sweetener with
41 coffee was positively associated with metabolic syndrome and all component conditions.

42 **Conclusions:** Coffee consumption likely increase the risk of central obesity but unlikely impact
43 risk of metabolic syndrome. The possible health effect of using artificial sweetener with coffee
44 warrant investigations in future studies.

45 **Keywords:** coffee, metabolic syndrome, Mendelian randomization, milk, sugar, artificial

46 sweetener

47

48 **Introduction**

49 Metabolic syndrome is a condition that involves the co-occurrence of multiple metabolic
50 abnormalities, including high fasting blood glucose level, dyslipidemia, high blood pressure, and
51 central obesity (1). Patients meeting the criteria of metabolic syndrome had higher risks of
52 developing type 2 diabetes (2) and cardiovascular diseases (3). Given metabolic syndrome was
53 estimated to be affecting 20 – 30% of the global population (4-7) and is a known risk factor for
54 type 2 diabetes (2) and cardiovascular diseases (3), identifying modifiable factors contributing to
55 increased risk of metabolic syndrome would be of great public health interest.

56
57 A recent systematic review of cross-sectional studies suggested an inverse relationship between
58 coffee consumption and metabolic syndrome (8). Possible mechanisms may include an
59 improvement in energy balance which was contributed by caffeine intake (9), as well as
60 antioxidative and anti-inflammatory effects associated with polyphenols in coffee (10). However,
61 our recent meta-analysis (8) found that coffee consumption was not longitudinally associated
62 with metabolic syndrome. These are also consistent with randomized controlled trials (RCTs)
63 showing habitual coffee consumption did not affect blood glucose and lipid levels (11; 12),
64 which indirectly suggest previous observational studies may be confounded by
65 sociodemographic factors or reverse causation. Nevertheless, it remains possible that the effect
66 of coffee with metabolic syndrome may differ by coffee subtypes or how the coffee was being
67 prepared (e.g. the use of milk and sweetener).

68
69 The primary aim of this study is to assess the cross-sectional association of overall coffee
70 consumption in metabolic syndrome and its components (i.e., high fasting blood glucose, high

71 triglycerides, central obesity, high blood pressure, and low high-density-lipoprotein-cholesterol
72 (HDL-cholesterol) using a large population-based study. We also conducted a Mendelian
73 randomization study, which used genetic variants allocated at conception and hence less
74 vulnerable to confounding, to verify the observational association (13). The secondary aims were
75 to investigate the association of coffee consumption in metabolic syndrome differed by coffee
76 types and the use of milk, sugar, and artificial sweetener.

77

78 **Research Design and Methods**

79 *The UK Biobank*

80 The UK Biobank is a large-scale prospective cohort aiming to improve the understanding of the
81 prevention, diagnosis, and treatment of a wide range of common and life-threatening diseases in
82 middle to old-aged people. The design and the protocol of this project has been previously
83 published (14; 15). In brief, approximately 500,000 participants with 40 – 69 years of age living
84 in the United Kingdom were recruited during 2006 – 2010. Data regarding demographics,
85 socioeconomic status, health, and diet were collected in 22 assessment centers across the United
86 Kingdom and blood samples were also taken for biochemical analyses. All UK Biobank
87 participants were genotyped using either the Affymetrix UK BiLEVE Axiom or Affymetrix UK
88 Biobank Axiom array. The UK Biobank project was approved by the National Information
89 Governance Board for Health and Social Care and the NHS North West Multicenter Research
90 Ethics Committee (reference number: 11/NW/0382). Written consent was obtained from all
91 participants.

92

93 *Habitual coffee intake*

94 Participants were asked "How many cups of coffee do you drink each day (include decaffeinated
95 coffee)?" and they were prompted to enter their average amount of consumption over the last
96 year in positive integers in a food frequency questionnaire (FFQ). Participants were also asked to
97 select the type of coffee that they used to drink at that time and available responses included
98 "decaffeinated coffee", "instant coffee", "ground coffee (include espresso, filter etc.)", and
99 "other type of coffee". Participants recruited during 2009-2010 also filled in a detailed 24-hour
100 recall dietary questionnaire in addition to the FFQ. In the 24-hr recall questionnaire they were
101 asked "Did you drink any coffee yesterday?" with a "Yes/No" option. For those who selected
102 "Yes" they were further asked for their consumption (in cups or mugs) of different types of
103 coffee on the previous day. Available options for coffee types included instant coffee, filtered
104 coffee, cappuccino, latte, espresso, decaffeinated coffee, and other coffee types. Participants also
105 reported whether they added milk to instant and filtered coffee, as well as sugar or artificial
106 sweetener (in teaspoon) when drinking coffee in general.

107

108 *Outcomes*

109 The primary outcome was metabolic syndrome, which was defined by the International Diabetes
110 Federation in 2009 (1) as having any 3 of the following: high fasting glucose, high triglycerides,
111 central obesity, high blood pressure, and low HDL-cholesterol (secondary outcomes). The
112 detailed criteria for each condition was listed in **Supplemental Table 1**. Waist circumference
113 was measured in cm using a measurement tape (SECA). Blood pressure (mmHg) was measured
114 twice using the IntelliSense blood pressure monitor model HEM-907XL (Omron) for each
115 participant and the average of the two measurements were used in this study. Serum levels of

116 glucose (mmol/L), triglycerides (mmol/L), and HDL-cholesterol (mmol/L) were all measured
117 using the Beckman Coulter AU5800 platform. Medications for treating abnormal levels of
118 glucose, lipids, and blood pressure were self-reported and the corresponding medication code
119 were shown in **Supplemental Table 2**. The details of case and control ascertainment and
120 handling of missing data was stated in **Supplemental Information**.

121

122 *Potential confounders*

123 We considered age, sex, socioeconomic position (Townsend Deprivation index, and highest
124 qualification obtained), lifestyle factors (smoking status, alcohol intake frequency, physical
125 activity, and intakes of fruit, vegetable, and tea) as possible confounders. Details of measurement
126 were provided in the **Supplemental Information**.

127

128 *Genetic predictors of coffee consumption*

129 Genetic predictors of coffee consumption, i.e., single nucleotide polymorphisms (SNPs), were
130 retrieved from a genome-wide association study (GWAS) of predominantly European ancestry in
131 the Coffee and Caffeine Genetics Consortium (CCGC) (16). These included (i) coffee
132 consumption in cups per day among coffee drinkers (phenotype 1, $n = 129,488$) and (ii) no/low
133 versus high coffee consumption (phenotype 2, $n = 65,842$). Only independent SNPs ($r^2 < 0.001$)
134 that were genome-wide significant ($p < 5 \times 10^{-8}$) in the trans-ethnic meta-analysis were selected.

135

136 *Genetic associations of the outcomes*

137 The genetic associations between the SNPs identified for cups of coffee consumed (phenotype 1)
138 and being a coffee drinker (phenotype 2) with metabolic syndromes and its components were

139 obtained from the UK Biobank participants of European ancestry. The genetic associations of
140 outcomes were obtained using multivariable logistic regression, adjusted for age, sex, top 20
141 principal components, genotype array, and assessment center. Participants with poor quality
142 genotyping (missing rate > 0.01), ≥ 10 putative third-degree relatives, with sex chromosome
143 aneuploidy, with a mismatch between genetic sex and reported sex, and those with a mismatch in
144 reported ethnicity and genetic ethnicity were excluded. Up to 360,903 participants provided data
145 for the genetic associations of outcomes.

146

147 *Statistical analyses*

148 *Cross sectional analyses*

149 We assessed the cross-sectional associations of coffee consumption in metabolic syndrome and
150 its components using multivariable logistic regressions with zero consumers as the reference
151 group. Effect estimates were adjusted for potential confounders (age, sex, Townsend deprivation
152 index, highest qualification attained, smoking status, alcohol intake frequency, physical activity
153 level, fruit intake, vegetable intake, and tea consumption). We also included coffee type as a
154 covariate when analyzing data collected from 24-hour recalls. To investigate the association
155 between using milk, sugar, and artificial sweetener with coffee and all outcomes, we stratified
156 the main analyses by these factors whenever possible. Stratification by milk use was carried out
157 for instant and filtered coffee, while stratification by use of sugar and artificial sweetener was
158 also carried out for all coffee types except espresso due to a lack of cases.

159

160 *Mendelian randomization analysis*

161 We calculated the R^2 (only phenotype 1) and F statistics of the instruments as an indicator of
162 instrument strength based on equations used in a previous Mendelian randomization study (17),
163 where a higher F statistic indicated lower evidence for weak instrument bias. Effect alleles of all
164 instruments were aligned to the coffee consumption-increasing allele. We assessed the causal
165 association of coffee consumption in metabolic syndrome and its component conditions using
166 inverse variance weighted (IVW) with multiplicative random effect models. The IVW estimator
167 assumes balanced horizontal pleiotropy (18) and high heterogeneity among instrument-specific
168 Wald Ratios based on Cochran's Q test may imply the inclusion of invalid instruments. To assess
169 the robustness of our findings, we also conducted a range of sensitivity analyses which were
170 based on different assumptions. The MR-Egger estimator allows for overall directional
171 pleiotropic effects by assuming the instrument strength is independent of the direct effect
172 (InSIDE assumption). An MR-Egger intercept with a p -value < 0.05 reflects the presence of
173 horizontal pleiotropic effect (18). The weighted median method assumes at least 50% of the
174 weight come from valid SNPs (19). Since smoking status and alcohol consumption were well-
175 recognized confounding factors in the associations between coffee consumption and various
176 health outcomes (20) and genetic predictors of coffee consumption were found to be associated
177 with both traits as well (20) we conducted multivariable MR to obtain effect estimates adjusted
178 for alcohol consumption and liability to smoking initiation. Details regarding the multivariable
179 Mendelian randomization analysis was provided in the **Supplemental Information**.

180

181 To correct for multiple testing, the p -value threshold for statistical significance for all analyses
182 was set at 0.0083 (0.05 divided by 6 outcomes).

183

184 **Results**

185 *Participant characteristics*

186 Participants who had withdrawn, were not British, without coffee consumption data, and without
187 data on any confounding variables were excluded from all analyses. Those with missing
188 individual outcome variables were excluded from the corresponding analyses. The detail
189 exclusion flowchart was shown in **Figure 1**. The characteristics of all included participants ($n =$
190 351,805) were shown in **Table 1**. Participants who consumed coffee were more likely to be male,
191 more likely to be current smoker, consumed alcohol more frequently, had higher education
192 attainment, and drank less tea.

193

194 *Association of coffee consumption and metabolic syndrome, and its components*

195 **Figure 2** shows the association between consuming cups of coffee per day and metabolic
196 syndrome amongst 142,594 participants, after controlling for potential confounders. Participants
197 consuming up to 3 cups of coffee per day were less likely to have metabolic syndrome when
198 compared with coffee abstainers (<1 cup per day, OR: 0.91, 95% CI: 0.87, 0.96; 1 cup per day,
199 OR: 0.88, 95% CI: 0.85, 0.92; 2 cups per day, OR: 0.90, 95% CI: 0.86, 0.93; 3 cups per day, OR:
200 0.94, 95% CI: 0.90, 0.99). However, consuming 4 cups of coffee or more per day was potentially
201 associated with higher odds of having metabolic syndrome (4 cups per day, OR: 1.03, 95% CI:
202 0.98, 1.08; 5 cups per day, OR: 1.06, 95% CI: 0.99, 1.12; 6 cups per day, OR: 1.05, 95% CI: 0.99,
203 1.11). Coffee consumption was also positively associated with high fasting glucose and high

204 triglycerides, but inversely associated with having high blood pressure and low HDL-cholesterol
205 (**Figure 2**). The association between coffee consumption and central obesity was J-shaped.

206
207 Using Mendelian randomization (8 instruments for cups of coffee consumed: R^2 : 0.4%, F
208 statistics: 56.1, and the range of F statistics for the 3 instruments for liability to high coffee
209 consumption: 44.4 – 100.0) (**Supplemental Table 3**), we did not identify any association of
210 these two coffee phenotypes with risk of metabolic syndrome using IVW (**Figure 3**). Although
211 the instruments were heterogenous based on Cochran's Q, there was no strong evidence for
212 overall horizontal pleiotropy based on MR-Egger intercept (**Supplemental Tables 4 and 5**).
213 Adjusting for the liability to smoke initiation and alcohol consumption did not lead to material
214 changes in the results (**Supplemental Tables 6 – 9**). However, both coffee phenotypes were
215 associated with higher risk of central obesity, with directionally consistent findings from the
216 sensitivity analyses (**Figure 3**). After adjusting for genetic liabilities to smoking initiation and
217 alcohol consumption, results of both phenotypes were similar to those of the univariate MR.
218 There was suggestive evidence that both phenotypes were associated with higher risk of high
219 fasting glucose, but not high triglycerides, high blood pressure and low HDL-cholesterol (**Figure**
220 **3**).

221
222 *Association of coffee subtypes, the use of sugar/milk, in metabolic syndrome and its components*

223 The directions of associations observed among drinkers of instant coffee, ground coffee, and
224 decaffeinated coffee mostly aligned with those of the main results with a few exceptions (**Figure**
225 **2**). For instance, null associations were observed between instant coffee intake with metabolic
226 syndrome and high blood pressure, as well as between decaffeinated coffee intake and low HDL-

227 cholesterol. Latte and cappuccino intake was inversely associated with metabolic syndrome and
228 high blood pressure only, while all associations for espresso intake were near null
229 (**Supplemental Figures 1 – 2**).

230
231 Results of analysis stratified by use of milk, sugar, and artificial sweetener were shown in
232 **Supplemental Figures 1 – 4**. Stratifying by milk use did not affect any of the associations.
233 Sugar use was inversely associated with high fasting glucose and central obesity among drinkers
234 of instant coffee but not other coffee types.

235
236 Artificial sweetener use was positively associated with all outcomes among instant coffee
237 consumers. Similarly, filtered coffee intake with artificial sweetener was positively associated
238 with all outcomes except high fasting glucose and high triglycerides. Avoidance of artificial
239 sweetener was inversely associated with metabolic syndrome, central obesity, and low HDL-
240 cholesterol among filtered coffee drinkers, as well as metabolic syndrome and high blood
241 pressure among latte and cappuccino drinkers.

242
243 **Discussion**

244 In this large population-based study, we found habitual coffee consumption at 1-3 cups per day
245 was associated with lower risk of metabolic syndrome. However, these associations were not
246 replicated using Mendelian randomization, implying possible confounding in the observational
247 analyses. We also observed that only ground and decaffeinated coffee intakes were inversely
248 associated with metabolic syndrome, while a null association was observed among instant coffee
249 drinkers. Moreover, we showed for the first time in Europeans that while milk and sugar use did

250 not substantially affect the association between coffee intake and metabolic syndrome, the use of
251 artificial sweetener was positively associated with metabolic syndrome and all component
252 conditions among both instant and filtered coffee drinkers.

253
254 Our study was consistent with a previous smaller Danish study which also showed an inverse
255 observational association of coffee consumption in metabolic syndrome but not in Mendelian
256 randomization (21). As such, the inverse association observed in previous studies (22; 23) could
257 possibly be due to residual confounding, such as variation in diet quality (24). However, we also
258 observed a positive association of coffee consumption in central obesity in the observational and
259 genetic analyses, a finding that was in line with a previous one-sample Mendelian randomization
260 study (25) that observed a positive association between coffee consumption and obesity, but
261 inconsistent with previous observational studies (26). The bioactive components in coffee
262 unlikely explained this association, since caffeine consumption may enhance lipolysis and food-
263 induced thermogenesis (27), while evidence regarding the effect of polyphenols found in coffee
264 on preventing obesity have been inconsistent (28). Furthermore, a recent longitudinal study
265 observed a mild association between habitual coffee consumption and waist circumference
266 reduction (29). One possible cause behind our findings could be psychological stress, which is a
267 well-known factor of obesity (30). Evidence from observational studies supported a positive
268 association between caffeine intake and psychological stress (31; 32). Although cortisol, which
269 was an established marker for psychological stress, was found to be causally unrelated to waist-
270 to-hip ratio and body-mass-index (33), the authors acknowledged that genetically predicted
271 cortisol may not be a direct reflection of stress, which would induce other biological responses
272 other than cortisol elevation, such as the release of inflammatory cytokines (34). Further studies

273 are warranted to investigate if psychological stress is in the same causal pathway as coffee intake
274 and central obesity.

275

276 One novel aspect of this study was to explore the role of additives in the relation of coffee
277 consumption in metabolic syndrome, where we showed the use of artificial sweeteners were
278 associated with metabolic syndrome and all component conditions. There were reports linking
279 artificial sweetener use with increased caloric intake, worsened glycemic control, long-term
280 weight gain, and metabolic syndrome (35). One possible mechanism behind our finding is that
281 since sweet taste is treated by the brain as a signal of incoming caloric content, the lack of energy
282 in the artificial sweetener would weaken this perception, leading to dysregulation in nutrient
283 signaling and subsequent homeostasis (36). Another proposed mechanism is that artificial
284 sweetener intake could alter the microbiota composition in human gut, thereby inducing glucose
285 intolerance (37). Nonetheless, while the evidence regarding the effect of artificial sweetener use
286 on weight management and glycemic control was highly mixed (38; 39), our findings could be
287 also explained by reverse causation where they used artificial sweeteners because of their poor
288 metabolic health. Further longitudinal studies are needed to determine if the use of sugar and
289 artificial sweeteners augments the association between coffee consumption and metabolic
290 syndrome.

291

292 Strengths of this study include large sample size and the use of different approaches to
293 interrogate the role of coffee consumption in metabolic syndrome, as well as the role of additives.
294 Nevertheless, several limitations of this analysis should be acknowledged. First, the definitions
295 of metabolic syndrome used in this study required fasting measurement of biomarkers, thus a

296 portion of the participants had to be excluded from the analyses of certain outcomes and the
297 results may possibly be affected by selection bias. Second, some analyses that were stratified by
298 use of sugar and artificial sweetener were left with very few cases, thus the statistical power of
299 such tests could be limited. Third, although we corrected for possible horizontal pleiotropy via
300 alcohol and tobacco use using multivariable Mendelian randomization, the genetic instruments
301 used in this analysis were also associated with tea consumption, as shown in a previous study
302 (20), and hence may be biased by horizontal pleiotropy although the findings were generally
303 consistent in other sensitivity analyses which were more robust to violation via horizontal
304 pleiotropy, such as MR-Egger. Fourth, the use of a dichotomized exposure variable (phenotype 2)
305 could possibly violate the instrumental variable assumption of MR (40). Finally, results from this
306 study may not be generalizable to populations of non-European ancestry because the data used in
307 this study were collected from participants of European origin only.

308
309 To conclude, low-to-moderate coffee intake (1-3 cups per day) was associated with lower risk of
310 metabolic syndrome in cross-sectional analyses, but such associations were not supported by
311 Mendelian randomization. However, high coffee consumption may contribute to higher risk of
312 central obesity. Our findings also highlighted the variation in results due to coffee types and use
313 of sugar and artificial sweeteners. Nonetheless, the findings should be verified in future
314 longitudinal studies with data in coffee consumption and use of coffee additives, while the causal
315 relationship between coffee intake and metabolic health outcomes should be verified in future
316 Mendelian randomization studies involving more genetic instruments for coffee consumption.

317

318 **Data availability**

319 The data used in this study can be requested via application to UK Biobank
320 (<https://www.ukbiobank.ac.uk>).

321

322 **Acknowledgement**

323 The present study was conducted under UK Biobank application number 44407.

324 Authors' contributions: JCYL and TWHT designed research; SL, AYSL, and JCYL provided
325 essential materials; TWHT analyzed the data, performed statistical analysis, and drafted the
326 paper; all authors critically evaluated and amended the manuscript. TWHT and JCYL had
327 primary responsibility for the final content. All authors read and approved the final manuscript.

328 **Reference**

- 329 1. Alberti KGMM, Eckel Robert H, Grundy Scott M, Zimmet Paul Z, Cleeman James I, Donato
330 Karen A, Fruchart J-C, James WPT, Loria Catherine M, Smith Sidney C: Harmonizing the
331 Metabolic Syndrome. *Circulation* 2009;120:1640-1645
- 332 2. DeBoer MD, Filipp SL, Gurka MJ: Use of a Metabolic Syndrome Severity
333 Z Score to Track Risk During Treatment of Prediabetes: An Analysis of
334 the Diabetes Prevention Program. *Diabetes Care* 2018;41:2421
- 335 3. Mottillo S, Filion KB, Genest J, Joseph L, Pilote L, Poirier P, Rinfret S, Schiffrin EL,
336 Eisenberg MJ: The Metabolic Syndrome and Cardiovascular Risk: A Systematic Review and
337 Meta-Analysis. *Journal of the American College of Cardiology* 2010;56:1113-1132
- 338 4. Hirode G, Wong RJ: Trends in the Prevalence of Metabolic Syndrome in the United States,
339 2011-2016. *JAMA* 2020;323:2526-2528
- 340 5. Tanamas SK, Magliano DJ, Lynch B, Sethi P, Willenberg L, Polkinghorne KR, Chadban S,
341 Dunstan D, JE S: AusDiab 2012. The Australian Diabetes, Obesity and Lifestyle Study.
342 Melbourne, 2013
- 343 6. Scuteri A, Laurent S, Cucca F, Cockcroft J, Cunha PG, Mañas LR, Raso FUM, Muiesan ML,
344 Ryliškytė L, Rietzschel E, Strait J, Vlachopoulos C, Völzke H, Lakatta EG, Nilsson PM, for the
345 Metabolic S, Arteries Research C: Metabolic syndrome across Europe: Different clusters of risk
346 factors. *European Journal of Preventive Cardiology* 2015;22:486-491
- 347 7. Liu B, Chen G, Zhao R, Huang D, Tao L: Temporal trends in the prevalence of metabolic
348 syndrome among middle-aged and elderly adults from 2011 to 2015 in China: the China health
349 and retirement longitudinal study (CHARLS). *BMC Public Health* 2021;21:1045

- 350 8. Wong THT, Wong CH, Zhang X, Zhou Y, Xu J, Yuen KC, Wan JMF, Louie JCY: The
351 Association Between Coffee Consumption and Metabolic Syndrome in Adults: A Systematic
352 Review and Meta-Analysis. *Advances in Nutrition* 2021;12:708-721
- 353 9. Harpaz E, Tamir S, Weinstein A, Weinstein Y: The effect of caffeine on energy balance.
354 *Journal of Basic and Clinical Physiology and Pharmacology* 2017;28:1-10
- 355 10. van Dam RM, Hu FB, Willett WC: Coffee, Caffeine, and Health. *New England Journal of*
356 *Medicine* 2020;383:369-378
- 357 11. Alperet DJ, Rebello SA, Khoo EY-H, Tay Z, Seah SS-Y, Tai B-C, Tai ES, Emady-Azar S,
358 Chou CJ, Darimont C, van Dam RM: The effect of coffee consumption on insulin sensitivity and
359 other biological risk factors for type 2 diabetes: a randomized placebo-controlled trial. *The*
360 *American Journal of Clinical Nutrition* 2020;111:448-458
- 361 12. Du Y, Lv Y, Zha W, Hong X, Luo Q: Effect of coffee consumption on dyslipidemia: A meta-
362 analysis of randomized controlled trials. *Nutrition, Metabolism and Cardiovascular Diseases*
363 2020;30:2159-2170
- 364 13. Davies NM, Holmes MV, Davey Smith G: Reading Mendelian randomisation studies: a
365 guide, glossary, and checklist for clinicians. *BMJ* 2018;362:k601
- 366 14. Sudlow C, Gallacher J, Allen N, Beral V, Burton P, Danesh J, Downey P, Elliott P, Green J,
367 Landray M, Liu B, Matthews P, Ong G, Pell J, Silman A, Young A, Sprosen T, Peakman T,
368 Collins R: UK Biobank: An Open Access Resource for Identifying the Causes of a Wide Range
369 of Complex Diseases of Middle and Old Age. *PLOS Medicine* 2015;12:e1001779
- 370 15. Bycroft C, Freeman C, Petkova D, Band G, Elliott LT, Sharp K, Motyer A, Vukcevic D,
371 Delaneau O, O'Connell J, Cortes A, Welsh S, McVean G, Leslie S, Donnelly P, Marchini J:
372 Genome-wide genetic data on ~500,000 UK Biobank participants. *bioRxiv* 2017:166298

373 16. Cornelis MC, Byrne EM, Esko T, Nalls MA, Ganna A, Paynter N, Monda KL, Amin N,
374 Fischer K, Renstrom F, Ngwa JS, Huikari V, Cavadino A, Nolte IM, Teumer A, Yu K, Marques-
375 Vidal P, Rawal R, Manichaikul A, Wojczynski MK, Vink JM, Zhao JH, Burlutsky G, Lahti J,
376 Mikkilä V, Lemaitre RN, Eriksson J, Musani SK, Tanaka T, Geller F, Luan J, Hui J, Mägi R,
377 Dimitriou M, Garcia ME, Ho WK, Wright MJ, Rose LM, Magnusson PKE, Pedersen NL,
378 Couper D, Oostra BA, Hofman A, Ikram MA, Tiemeier HW, Uitterlinden AG, van Rooij FJA,
379 Barroso I, Johansson I, Xue L, Kaakinen M, Milani L, Power C, Snieder H, Stolck RP,
380 Baumeister SE, Biffar R, Gu F, Bastardot F, Kutalik Z, Jacobs DR, Forouhi NG, Mihailov E,
381 Lind L, Lindgren C, Michaëlsson K, Morris A, Jensen M, Khaw KT, Luben RN, Wang JJ,
382 Männistö S, Perälä MM, Kähönen M, Lehtimäki T, Viikari J, Mozaffarian D, Mukamal K, Psaty
383 BM, Döring A, Heath AC, Montgomery GW, Dahmen N, Carithers T, Tucker KL, Ferrucci L,
384 Boyd HA, Melbye M, Treur JL, Mellström D, Hottenga JJ, Prokopenko I, Tönjes A, Deloukas P,
385 Kanoni S, Lorentzon M, Houston DK, Liu Y, Danesh J, Rasheed A, Mason MA, Zonderman AB,
386 Franke L, Kristal BS, Karjalainen J, Reed DR, Westra HJ, Evans MK, Saleheen D, Harris TB,
387 Dedoussis G, Curhan G, Stumvoll M, Beilby J, Pasquale LR, Feenstra B, Bandinelli S, Ordovas
388 JM, Chan AT, Peters U, Ohlsson C, Gieger C, Martin NG, Waldenberger M, Siscovick DS,
389 Raitakari O, Eriksson JG, Mitchell P, Hunter DJ, Kraft P, Rimm EB, Boomsma DI, Borecki IB,
390 Loos RJJ, Wareham NJ, Vollenweider P, Caporaso N, Grabe HJ, Neuhauser ML, Wolffenbuttel
391 BHR, Hu FB, Hyppönen E, Järvelin MR, Cupples LA, Franks PW, Ridker PM, van Duijn CM,
392 Heiss G, Metspalu A, North KE, Ingelsson E, Nettleton JA, van Dam RM, Chasman DI, The C,
393 Caffeine Genetics C, International Parkinson's Disease Genomics C, North American Brain
394 Expression C, Consortium UKBE: Genome-wide meta-analysis identifies six novel loci
395 associated with habitual coffee consumption. *Molecular Psychiatry* 2015;20:647-656

- 396 17. Au Yeung SL, Borges MC, Lawlor DA, Schooling CM: Impact of lung function on
397 cardiovascular diseases and cardiovascular risk factors: a two sample bidirectional Mendelian
398 randomisation study. *Thorax* 2021:thoraxjnl-2020-215600
- 399 18. Bowden J, Del Greco M F, Minelli C, Davey Smith G, Sheehan N, Thompson J: A
400 framework for the investigation of pleiotropy in two-sample summary data Mendelian
401 randomization. *Statistics in Medicine* 2017;36:1783-1802
- 402 19. Bowden J, Davey Smith G, Haycock PC, Burgess S: Consistent Estimation in Mendelian
403 Randomization with Some Invalid Instruments Using a Weighted Median Estimator. *Genetic
404 Epidemiology* 2016;40:304-314
- 405 20. Taylor AE, Davey Smith G, Munafò MR: Associations of coffee genetic risk scores with
406 consumption of coffee, tea and other beverages in the UK Biobank. *Addiction* 2018;113:148-157
- 407 21. Nordestgaard AT, Thomsen M, Nordestgaard BG: Coffee intake and risk of obesity,
408 metabolic syndrome and type 2 diabetes: a Mendelian randomization study. *International Journal
409 of Epidemiology* 2015;44:551-565
- 410 22. Grosso G, Stepaniak U, Micek A, Topor-Mądry R, Pikhart H, Szafraniec K, Pająk A:
411 Association of daily coffee and tea consumption and metabolic syndrome: results from the Polish
412 arm of the HAPIEE study. *European Journal of Nutrition* 2015;54:1129-1137
- 413 23. Micek A, Grosso G, Polak M, Kozakiewicz K, Tykarski A, Puch Walczak A, Drygas W,
414 Kwaśniewska M, Pająk A: Association between tea and coffee consumption and prevalence of
415 metabolic syndrome in Poland – results from the WOBASZ II study (2013–2014). *International
416 Journal of Food Sciences and Nutrition* 2018;69:358-368

- 417 24. Wong THT, Sui Z, Rangan A, Louie JCY: Discrepancy in socioeconomic status does not
418 fully explain the variation in diet quality between consumers of different coffee types. *European*
419 *Journal of Nutrition* 2018;57:2123-2131
- 420 25. Nicolopoulos K, Mulugeta A, Zhou A, Hyppönen E: Association between habitual coffee
421 consumption and multiple disease outcomes: A Mendelian randomisation phenome-wide
422 association study in the UK Biobank. *Clinical Nutrition* 2020;39:3467-3476
- 423 26. Lee A, Lim W, Kim S, Khil H, Cheon E, An S, Hong S, Lee DH, Kang S-S, Oh H, Keum N,
424 Hsieh C-C: Coffee Intake and Obesity: A Meta-Analysis. *Nutrients* 2019;11
- 425 27. Acheson KJ, Zahorska-Markiewicz B, Pittet P, Anantharaman K, Jéquier E: Caffeine and
426 coffee: their influence on metabolic rate and substrate utilization in normal weight and obese
427 individuals. *The American Journal of Clinical Nutrition* 1980;33:989-997
- 428 28. Tajik N, Tajik M, Mack I, Enck P: The potential effects of chlorogenic acid, the main
429 phenolic components in coffee, on health: a comprehensive review of the literature. *European*
430 *Journal of Nutrition* 2017;56:2215-2244
- 431 29. Larsen SC, Mikkelsen ML, Frederiksen P, Heitmann BL: Habitual coffee consumption and
432 changes in measures of adiposity: a comprehensive study of longitudinal associations.
433 *International Journal of Obesity* 2018;42:880-886
- 434 30. Tomiyama AJ: Stress and Obesity. *Annual Review of Psychology* 2019;70:703-718
- 435 31. Magalhães R, Picó-Pérez M, Esteves M, Vieira R, Castanho TC, Amorim L, Sousa M,
436 Coelho A, Fernandes HM, Cabral J, Moreira PS, Sousa N: Habitual coffee drinkers display a
437 distinct pattern of brain functional connectivity. *Molecular Psychiatry* 2021;26:6589-6598
- 438 32. Zunhammer M, Eichhammer P, Busch V: Sleep Quality during Exam Stress: The Role of
439 Alcohol, Caffeine and Nicotine. *PLOS ONE* 2014;9:e109490

- 440 33. Kwok MK, Kawachi I, Rehkopf D, Schooling CM: The role of cortisol in ischemic heart
441 disease, ischemic stroke, type 2 diabetes, and cardiovascular disease risk factors: a bi-directional
442 Mendelian randomization study. *BMC Medicine* 2020;18:363
- 443 34. Ippoliti F, Canitano N, Businaro R: Stress and Obesity as Risk Factors in Cardiovascular
444 Diseases: A Neuroimmune Perspective. *Journal of Neuroimmune Pharmacology* 2013;8:212-226
- 445 35. Azad MB, Abou-Setta AM, Chauhan BF, Rabbani R, Lys J, Copstein L, Mann A, Jeyaraman
446 MM, Reid AE, Fiander M, MacKay DS, McGavock J, Wicklow B, Zarychanski R: Nonnutritive
447 sweeteners and cardiometabolic health: a systematic review and meta-analysis of randomized
448 controlled trials and prospective cohort studies. *Canadian Medical Association Journal*
449 2017;189:E929
- 450 36. Swithers SE: Artificial sweeteners produce the counterintuitive effect of inducing metabolic
451 derangements. *Trends in Endocrinology & Metabolism* 2013;24:431-441
- 452 37. Suez J, Korem T, Zeevi D, Zilberman-Schapira G, Thaiss CA, Maza O, Israeli D, Zmora N,
453 Gilad S, Weinberger A, Kuperman Y, Harmelin A, Kolodkin-Gal I, Shapiro H, Halpern Z, Segal
454 E, Elinav E: Artificial sweeteners induce glucose intolerance by altering the gut microbiota.
455 *Nature* 2014;514:181-186
- 456 38. Kim Y, Keogh JB, Clifton PM: Non-nutritive Sweeteners and Glycaemic Control. *Current*
457 *Atherosclerosis Reports* 2019;21:49
- 458 39. Pearlman M, Obert J, Casey L: The Association Between Artificial Sweeteners and Obesity.
459 *Current Gastroenterology Reports* 2017;19:64
- 460 40. Burgess S, Labrecque JA: Mendelian randomization with a binary exposure variable:
461 interpretation and presentation of causal estimates. *European Journal of Epidemiology*
462 2018;33:947-952

Table 1 – characteristics of participants included in cross-sectional analysis (n = 351,805)

Variables	Coffee consumption (cups/day)							
	0	<1	1	2	3	4	5	6 or more
Participants, n	72860	24309	71116	67516	44629	30940	18260	22175
Age, years	55.5 (8.2)	56.4 (7.9)	57.3 (8.0)	57.2 (7.9)	57.0 (7.9)	56.6 (7.9)	56.0 (8.0)	55.6 (8.0)
Male, %	43.5	47.0	45.2	48.1	49.9	52.2	54.2	55.6
Smoking status, %								
Never	57.6	58.3	57.4	55.7	54.3	50.9	47.2	39.9
Previous	33.2	34.2	35.7	36.1	36.6	37.4	37.2	35.9
Current	9.2	7.5	6.9	8.2	9.0	11.7	15.6	24.1
Alcohol consumption frequency, %								
Monthly or less	37.7	27.1	24.9	21.8	21.6	22.7	25.8	32.3
Weekly	46.0	52.7	53.1	53.2	52.5	52.4	51.1	46.9
Daily	16.3	20.2	22.0	25.0	25.8	24.8	23.1	20.8
Fruit intake, tbsp	3.0 (2.5)	3.1 (2.4)	3.2 (2.5)	3.2 (2.5)	3.0 (2.4)	2.9 (2.3)	2.8 (2.4)	2.7 (2.6)
Vegetable intake, tbsp	4.7 (3.3)	4.7 (3.0)	4.9 (3.0)	4.9 (3.0)	4.8 (3.0)	4.8 (3.1)	4.7 (3.1)	4.8 (3.5)
Tea intake, cups/day	4.7 (3.3)	4.6 (2.8)	4.0 (2.5)	3.3 (2.4)	2.6 (2.2)	2.2 (2.3)	1.8 (2.5)	1.9 (3.3)
IPAQ category, %								
Low	20.0	19.3	17.0	17.1	18.3	19.2	21.4	22.3
Moderate	39.0	42.0	41.6	42.1	42.1	41.3	39.6	38.1
High	41.0	38.7	41.4	40.8	39.6	39.5	39.0	39.6
Highest qualification obtained, %								
Below GCSE	26.1	18.2	21.3	18.6	18.1	20.2	20.6	23.9
GCSE	24.7	21.8	21.5	21.3	20.9	22.0	22.8	24.1
Advanced level	7.7	8.4	7.6	7.7	7.7	7.4	7.3	7.6
Degree holder	41.6	51.6	49.7	52.4	53.3	50.4	49.4	44.5

Values are mean (SD) for age and percentages for count variables. Coffee consumption was analyzed as a categorical variable. GCSE, general certificate of secondary education. IPAQ, International Physical Activity Questionnaire.

Figure 1 – Participant exclusion flowchart for the cross-sectional analysis.

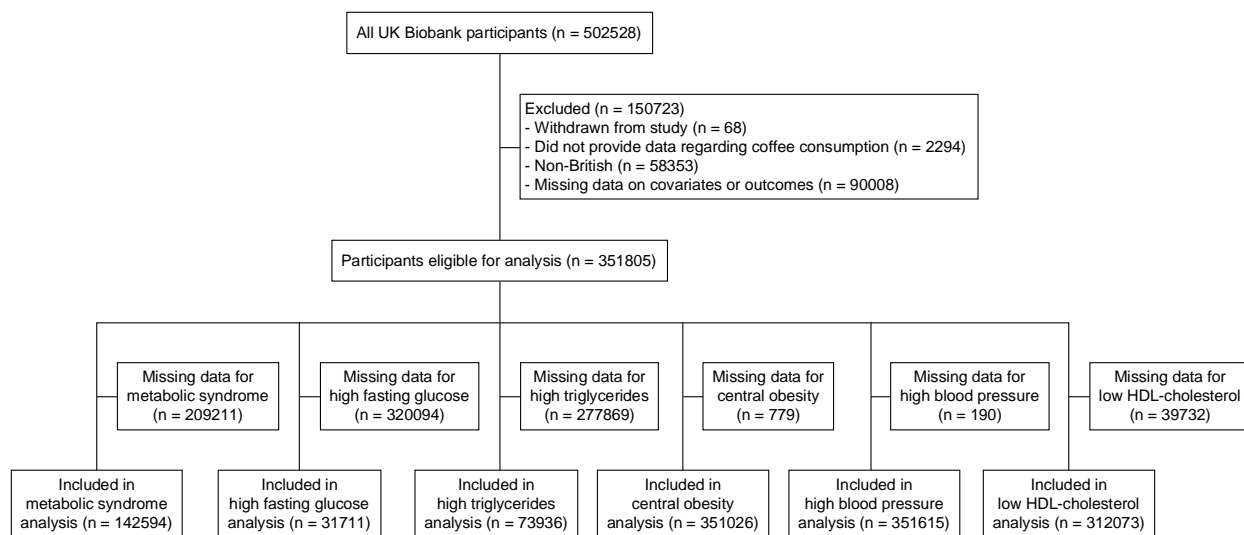
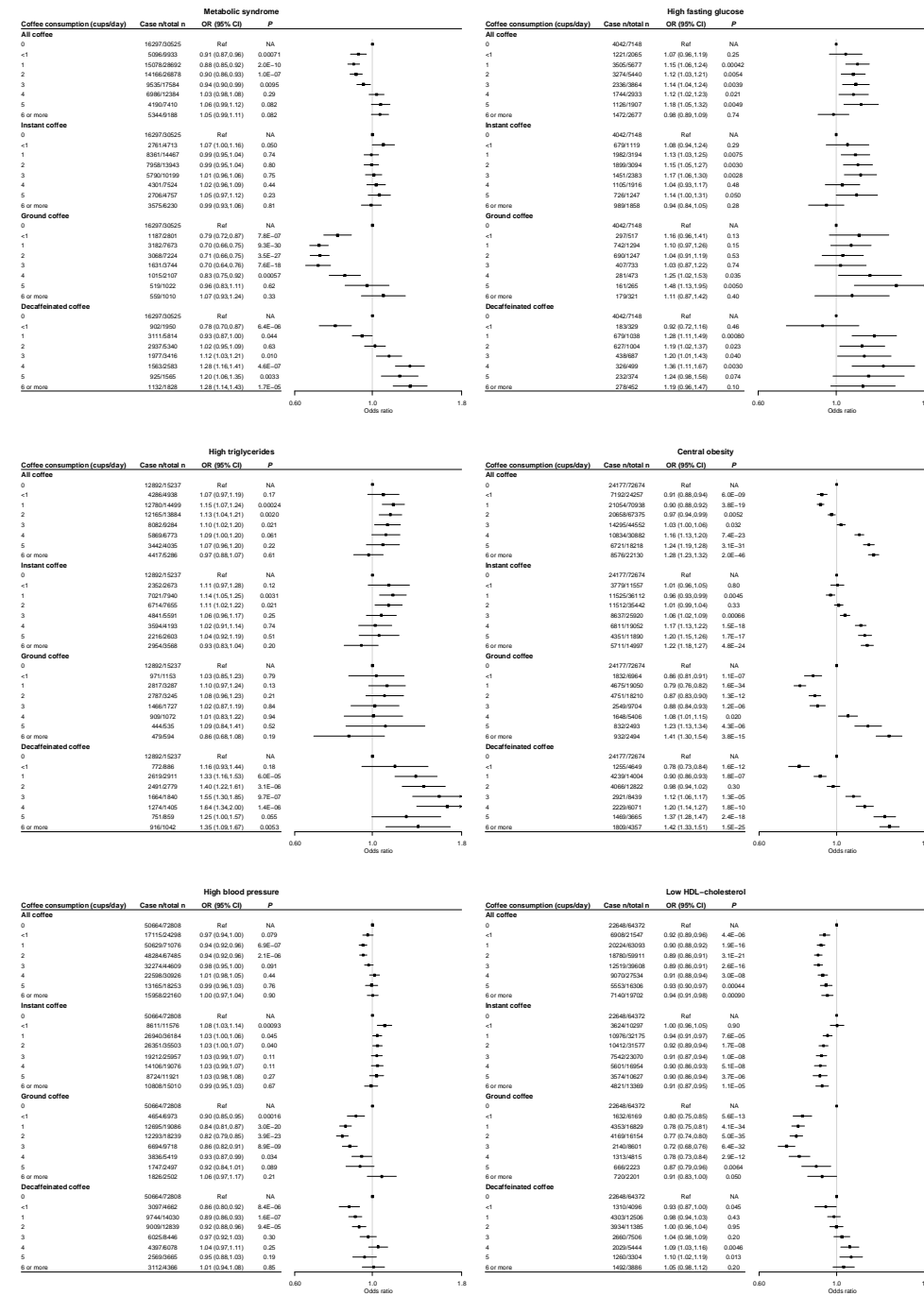



Figure 2 – Associations between overall coffee consumption, as well as stratified by coffee types, and metabolic syndrome, high fasting glucose, central obesity, high triglycerides, central obesity, high blood pressure, and low HDL-cholesterol.



Error bars are 95% CI. All data used were from the baseline food frequency questionnaire. All effect estimates were adjusted for age, sex, smoking status, alcohol consumption frequency, highest qualification obtained, vegetable intake, fruit intake, tea intake, and physical activity level.

Figure 3 – Results of MR analysis between coffee intake and metabolic syndrome, high fasting glucose, high triglycerides, central obesity, high blood pressure, and low HDL-cholesterol.



Error bars are 95% CI. Effect estimates of MVMR are adjusted for alcohol consumption and liability to smoke initiation. Coffee consumption was measured among coffee consumers only. For liability to high coffee consumption, high coffee consumption was defined as 4 cups or more per day.